(19) Europäisches Patentamt
European Patent Office
Office européen des brevets

(11) EP 2 706 507 B1

(12) EUROPEAN PATENT SPECIFICATION

(45) Date of publication and mention of the grant of the patent:
01.03.2017 Bulletin 2017/09

(21) Application number: **11864760.1**

(22) Date of filing: **27.09.2011**

(51) Int Cl.:
G06T 13/00 *(2011.01)* ***G06T 13/40*** *(2011.01)*
G06T 13/80 *(2011.01)*

(86) International application number:
PCT/CN2011/080199

(87) International publication number:
WO 2012/149772 (08.11.2012 Gazette 2012/45)

(54) **METHOD AND APPARATUS FOR GENERATING MORPHING ANIMATION**

VERFAHREN UND VORRICHTUNG ZUR ERZEUGUNG VON MORPHING-ANIMATION

PROCÉDÉ ET APPAREIL DE GÉNÉRATION D'ANIMATION DE MORPHAGE

(84) Designated Contracting States:
AL AT BE BG CH CY CZ DE DK EE ES FI FR GB GR HR HU IE IS IT LI LT LU LV MC MK MT NL NO PL PT RO RS SE SI SK SM TR

(43) Date of publication of application:
12.03.2014 Bulletin 2014/11

(73) Proprietors:
- **Huawei Technologies Co., Ltd.**
  Longgang District
  Shenzhen, Guangdong 518129 (CN)
- **University of Science and Technology of China**
  Hefei
  Anhui 230026 (CN)

(72) Inventors:
- **DONG, Lanfang**
  Hefei
  Anhui 230026 (CN)
- **XIA, Zeju**
  Bantian, Longgang District
  Shenzen, Guangdong,
  518129 (CN)
- **WU, Yuan**
  Shenzhen
  Guangdong 518129 (CN)
- **QIN, Jingfan**
  Shenzhen
  Guangdong 518129 (CN)

(74) Representative: **Gill Jennings & Every LLP**
The Broadgate Tower
20 Primrose Street
London EC2A 2ES (GB)

(56) References cited:
CN-A- 101 236 598 **CN-A- 101 242 476**
CN-A- 101 295 354 **CN-A- 101 923 726**
JP-A- 7 200 865 **JP-A- 2007 034 724**
KR-A- 20080 018 407 **US-A1- 2004 056 857**
US-A1- 2006 077 206

- **EDOARDO ARDIZZONE ET AL: "Automatic Generation of Subject-Based Image Transitions", 14 September 2011 (2011-09-14), IMAGE ANALYSIS AND PROCESSING - ICIAP 2011, SPRINGER BERLIN HEIDELBERG, BERLIN, HEIDELBERG, PAGE(S) 237 - 246, XP019164488, ISBN: 978-3-642-24084-3 * p.237, pgph.1+3; p.239, pgph.3+5; p.240, pgph.2; p.240, last. - p.241,pgph.2; p.242, pgph.4-5; fig.2;3 ***
- **IWANOWSKI M: "Image morphing based on morphological interpolation combined with linear filtering", JOURNAL OF WSCG UNIV. WEST BOHEMIA CZECH REPUBLIC, vol. 10, no. 1, 2002, pages 233-240, XP002743145, ISSN: 1213-6972**
- **KARUNGARU S ET AL: "Morphing face images using automatically specified features", MIDWEST SYMPOSIUM ON CIRCUITS AND SYSTEMS. CAIRO, EGYPT, DEC. 27 - 30, 2003; [MIDWEST SYMPOSIUM ON CIRCUITS AND SYSTEMS], PISCATAWAY, NJ, IEEE, US, vol. 2, 27 December 2003 (2003-12-27), pages 741-744, XP010867565, DOI: 10.1109/MWSCAS.2003.1562393 ISBN: 978-0-7803-8294-7**

Note: Within nine months of the publication of the mention of the grant of the European patent in the European Patent Bulletin, any person may give notice to the European Patent Office of opposition to that patent, in accordance with the Implementing Regulations. Notice of opposition shall not be deemed to have been filed until the opposition fee has been paid. (Art. 99(1) European Patent Convention).

- WOLBERG G: "Image morphing: a survey", VISUAL COMPUTER, SPRINGER, BERLIN, DE, vol. 14, no. 8-9, 1 January 1998 (1998-01-01), pages 360-372, XP002262013, ISSN: 0178-2789, DOI: 10.1007/S003710050148
- Alexei Efros: "Image Warping and Morphing", Computational Photography, CMU, Fall 2007 , 2007, XP002743146, Retrieved from the Internet: URL:http://graphics.cs.cmu.edu/courses/15-463/2007_fall/Lectures/morphing.pdf [retrieved on 2015-08-07]
- XIA, ZEJU: 'Study on the Morphing of Color Facial Images Based on Improved MR-ASM' MASTER'S DISSERTATION OF UNIVERSITY OF SCIENCE AND TECHNOLOGY OF CHINA, CHINA MASTER'S THESES FULL-TEXT DATABASE (E-JOURNAL), ELECTRONIC TECHNOLOGY & INFORMATION SCIENCE 15 January 2011, pages 6 - 16,43-46, AND 53-58, XP008168187
- ZHANG, YI: 'Expressive Facial Animation Based on Visual Feature Extraction' MASTER'S DISSERTATION OF ZHEJIANG UNIVERSITY, CHINA MASTER'S THESES FULL-TEXT DATABASE (E-JOURNAL), ELECTRONIC TECHNOLOGY & INFORMATION SCIENCE 15 August 2008, pages 11 - 12 AND 54-55, XP008167916

Description

FIELD OF THE INVENTION

[0001] The present invention relates to an image processing technology, and in particular, to a method and a device for generating a morphing animation.

BACKGROUND OF THE INVENTION

[0002] A method and a device for generating a morphing animation from multiple images have been widely applied currently. A general method for a morphing animation is that, on the basis of achieving image warp, first two images are warped in two directions respectively. The two images are referred to as a source image and a destination image respectively according to a playing time sequence, and warp in two directions includes two kinds of warp: warp from a source image to a destination image and warp from a destination image to a source image. Image gray scale fusion is performed on the two warped images to generate a series of intermediate images, thereby achieving smooth morphing of the images. Therefore, the quality and relevant features of an image warping technology are key factors that affect image morphing.

[0003] Currently, the image warping technology has already been widely applied in visual effects and advertising design. After extensive and thorough research on the image warping technology, a series of methods that focus spatial mapping are formed. In image warping, spatial mapping is the core, and according to this, the image warping technology may be generally categorized into three types:

[0004]

(1) Block-based image warping. A typical algorithm includes a 2-step mesh image warping algorithm and a triangulation-based warping algorithm. Their common concept is to divide a whole image into several blocks and then combine warp of every small block to achieve warp of the whole image. An distinctive advantage of this type of algorithms is that warping speed is high. However, preprocessing work of dividing the image into small blocks is troublesome, and the reasonably and effectiveness of block division directly affect a final warping effect.

(2) Line-based warping. A concept of this algorithm is to build a series of feature lines on an image, and an offset of each pixel on the image is determined jointly by distances between the pixel and these feature lines. This method still has a problem that warping speed is low, and is not intuitive enough.

(3) Point-based warping. A typical algorithm is a warping algorithm based on a radial basis function. A basic concept of this algorithm is to regard an image as a formation of multiple scattered points. A spatial mapping of all points on the image is achieved through a spatial mapping of some designated special points and a certain proper radial basis function. Such an algorithm is relatively intuitive. However, because the radial basis function is usually a complicated function such as a Gaussian function, warping speed is quite low. In addition, such an algorithm can hardly ensure a stable border of a warped image.

[0005] People have a higher and higher demand for an animation morphing effect, but with a current image warping technology, achieved morphing quality of a morphing animation generated from multiple images is not easily controllable and needs to be further improved.

[0006] EDOARDO ARDIZZONE ET AL: "Automatic Generation of Subject-Based Image Transitions", XP019164488 (2011-09-14), discloses a novel approach for the automatic generation of image slideshows.

[0007] US 2004/056857 A1 discloses a system and method for mapping facial expressions.

[0008] IWANOWSKI M: "Image morphing based on morphological interpolation combined with linear filtering", JOURNAL OF WSCG UNIV. WEST BOHEMIA CZECH REPUBLIC, vol. 10, no. 1, 2002, pages 233-240, ISSN: 1213-6972, discloses a novel approach to color image morphing which is based on the combination of morphological image processing tools and linear filtering.

[0009] KARUNGARU S ET AL: "Morphing face images using automatically specified features", XP010867565 (2003-12-27), discloses a method using which face images can be automatically warped and morphed.

[0010] WOLBERG G: "Image morphing: a survey", XP002262013 (1998-01-01), discloses a work on a generalized framework for morphing among multiple images.

[0011] Alexei Efros: "Image Warping and Morphing", Computational Photography, CMU, Fall 2007, discloses generic method of warping based morphing.

SUMMARY OF THE INVENTION

[0012] Embodiments of the present invention provide a method and a device for generating a morphing animation

from multiple images, so as to improve a morphing visual effect.

[0013] An embodiment of the present invention provides a method for generating a morphing animation, where the method includes: performing hue preprocessing on adjacent images among multiple images to reduce a hue difference between the adjacent images; and determining the quantity of intermediate frames between the adjacent images according to a feature point differential of the adjacent images on which the hue preprocessing has been performed, where the feature point differential is obtained through calculation according to a pixel distance of feature points that correspond to the adjacent images, generating, between the adjacent images through an image warping technology, intermediate frame images, the quantity of which is the same as that of the intermediate frames, inserting the intermediate frame images between the adjacent images, and generating a morphing animation from the multiple images and the intermediate frame images that are inserted between all adjacent images among the multiple images; wherein the hue preprocessing comprises: subtracting a mean hue value of a first image in the adjacent images from a mean hue value of a second image in the adjacent images to obtain the hue difference between the first image and the second image; obtaining a hue difference absolute value according to the hue difference, when the hue difference absolute value is greater than a first threshold, if the hue difference is greater than zero, decreasing a hue of each pixel in the first image or increasing a hue of each pixel in the second image, and if the hue difference is smaller than zero, increasing a hue of each pixel in the first image or decreasing a hue of each pixel in the second image.

[0014] An embodiment of the present invention provides a device for generating a morphing animation, where the device includes: a hue preprocessing module, configured to perform hue preprocessing on adjacent images among multiple images to reduce a hue difference between the adjacent images; an intermediate frame generating module, configured to determine the quantity of intermediate frames according to a feature point differential of the adjacent images on which the hue preprocessing has been performed by the hue preprocessing module, where the feature point differential is obtained through calculation according to a pixel distance of feature points that correspond to the adjacent images, generate, between the adjacent images through an image warping technology, intermediate frame images, the quality of which is the same as that of the intermediate frames and insert the intermediate frame images between the adjacent images; and an animation generating module, configured to generate a morphing animation from the multiple images and the intermediate frame images that are inserted between all adjacent images among the multiple images; wherein the hue preprocessing comprises: subtracting a mean hue value of a first image in the adjacent images from a mean hue value of a second image in the adjacent images to obtain the hue difference between the first image and the second image; obtaining a hue difference absolute value according to the hue difference, when the hue difference absolute value is greater than a first threshold, if the hue difference is greater than zero, decreasing a hue of each pixel in the first image or increasing a hue of each pixel in the second image, and if the hue difference is smaller than zero, increasing a hue of each pixel in the first image or decreasing a hue of each pixel in the second image.

[0015] In the embodiments of the present invention, hue preprocessing is performed and intermediate frame images, the quantity of which is the same as that of the intermediate frames, are inserted between adjacent images to generate a morphing animation, where the quantity of the intermediate frames is determined according to a feature point differential, and a generated morphing animation is smooth and natural, thereby improving a morphing effect of the morphing animation.

BRIEF DESCRIPTION OF THE DRAWINGS

[0016] To illustrate the technical solutions in the embodiments of the present invention or in the prior art more clearly, the accompanying drawings required for describing the embodiments or the prior art are introduced briefly in the following. Apparently, the accompanying drawings in the following description are merely some embodiments of the present invention, and persons of ordinary skill in the art may also derive other drawings from these accompanying drawings without creative efforts.

FIG. 1 is a flow chart of a method for generating a morphing animation according to an embodiment of the present invention;

FIG. 2 is a schematic diagram of a method for generating a morphing animation according to another embodiment of the present invention;

FIG. 3 is a flow chart of preprocessing of hue morphing according to an embodiment of the present invention;

FIG. 4 is a flow chart of preprocessing of intensity morphing according to an embodiment of the present invention;

FIG. 5 is a flow chart of determining the quantity of intermediate frames according to an embodiment of the present invention;

FIG. 6 is a schematic structural diagram of a device for generating a morphing animation from multiple human face images according to an embodiment of the present invention;

FIG. 7 is a flow chart of a method for generating a playback background for a music player according to an embodiment of the present invention; and

FIG. 8 is a schematic structural diagram of a music player according to an embodiment of the present invention.

DETAILED DESCRIPTION OF THE EMBODIMENTS

[0017] To make the objectives, technical solutions, and advantages of the present invention clearer, the technical solutions in the embodiments of the present invention are clearly and completely described in the following with reference to the accompanying drawings in the embodiments of the present invention. Apparently, the embodiments in the following description are merely a part rather than all of the embodiments of the present invention. Based on the embodiments of the present invention, all other embodiments obtained by persons of ordinary skill in the art without creative effects shall fall within the protection scope of the present invention.

[0018] An embodiment of the present invention provides a method for generating a morphing animation from multiple images, where the method includes: performing hue preprocessing on adjacent images among the multiple images to reduce a hue difference between the adjacent images; and determining the quantity of intermediate frames between the adjacent images according to a feature point differential of the adjacent images on which the hue preprocessing has been performed, where the feature point differential is obtained through calculation according to a pixel distance of feature points that correspond to the adjacent images, generating, between the adjacent images through an image warping technology, intermediate frame images, the quantity of which is the same as that of the intermediate frames, inserting the intermediate frame images between the adjacent images, and generating a morphing animation from the multiple images and the intermediate frame images that are inserted between all adjacent images among the multiple images. Referring to FIG. 1, FIG. 1 is a flow chart of a method for generating a morphing animation from multiple images according to an embodiment of the present invention, which includes:

S101: Perform hue preprocessing on adjacent images among multiple images to reduce a hue difference between the adjacent images, so that a generated animation is played more smoothly from one to the other of the adjacent images.

S103: Determine the quantity of intermediate frames according to a feature point differential of the adjacent images on which the hue preprocessing has been performed, and generate, between the adjacent images through an image warping technology, intermediate frame images, the quantity of which is the same as that of the intermediate frames.

S105: Generate a morphing animation from the multiple images and the intermediate frame images that are inserted between all two adjacent images among the multiple images.

[0019] In an implementation manner of the present invention, the image is a human face image. The performing hue preprocessing on adjacent images among the multiple images includes: performing hue preprocessing on adjacent images among multiple human face images.

[0020] In another implementation manner of the present invention, before the performing hue preprocessing on adjacent images among the multiple human face images in S101, the method further includes: sorting the multiple human face images to generally reduce a difference between adjacent images. The performing hue preprocessing on adjacent images among the multiple images refers to: performing hue preprocessing on adjacent images among sorted multiple human face images.

[0021] A flow chart of an embodiment of the present invention is shown in FIG. 2, and the method includes:

S201: Sort the multiple human face images to generally reduce a difference between adjacent images, so that a generated animation is smoother and more natural.

S203: Perform image hue preprocessing on adjacent images among the multiple human face images to reduce a hue difference between the adjacent images, so that the generated animation is played more smoothly from one to the other of the adjacent images.

S205: Determine the quantity of intermediate frames according to similarity of the adjacent images, generate, between the adjacent images through an image warping technology, intermediate frame images, the quantity of which is the same as that of the intermediate frames.

S207: Generate a morphing animation from the multiple human face images and the intermediate frame images that are inserted between all two adjacent images of the multiple human face images.

[0022] Further, the sorting the multiple human face images in S201 specifically includes: sorting the multiple human face images according to a human face size.

[0023] Specific steps are as follows:

After all pictures are read, statistics is performed on sizes of the pictures to find a smallest picture size, or a picture size is specified and all pictures are transformed into pictures of the same picture size.

[0024] Statistics is performed on human face sizes in the transformed images with the same picture size, and the multiple images are sorted in ascending or descending order according to human face sizes in the transformed images with the same picture size.

[0025] Next processing is performed on a sorted picture sequence.

[0026] In a specific embodiment, a human face size may be a human face area, a human face width, a human face length, and so on.

[0027] A morphing animation effect of adjacent human face images is affected by a human face size difference in the adjacent images. When the human face size difference is larger, in an equivalent condition, an achieved animation effect is less natural and smooth; and when the human face size difference is smaller, in an equivalent condition, an achieved animation effect is smoother and more natural. Therefore, compared with an animation effect without such a sorting process, an overall morphing effect formed by multiple human face pictures sorted based on human face sizes is better than a morphing effect achieved in an equivalent and subsequent morphing processing method.

[0028] The sorting the multiple human face images in S201 further includes: sorting the multiple human face images according to image intensity.

[0029] Specific steps are as follows:

Calculate a mean intensity value of all sampling points of an image and use the mean intensity value as an intensity value of the image.

According to the foregoing method, after mean intensity values of multiple human face pictures are calculated respectively, the multiple images are sorted in ascending or descending order of the mean intensity values.

[0030] Next processing is then performed on a sorted picture sequence.

[0031] A morphing animation effect of adjacent human face images is affected by an intensity difference of the adjacent images. When the intensity difference is larger, in an equivalent condition, an achieved animation effect is less smooth and natural; and when the intensity difference is smaller, in an equivalent condition, an achieved animation effect is smoother and more natural. An animation generated from sorted multiple pictures is smoother in a transition from darkness to brightness or from brightness to darkness in terms of overall intensity, so that a visual effect of a morphing animation of multiple pictures can be generally improved. Compared with an animation effect without such a sorting process, an overall effect of an animation generated from multiple human face pictures sorted based on human face sizes is smoother and more natural than an animation effect achieved in an equivalent and subsequent processing method.

[0032] Specifically, the performing image hue preprocessing on the adjacent images among the multiple human face images in S203 specifically includes: performing calculation according to hues of the adjacent images to obtain a hue difference, obtaining a hue difference absolute value according to the hue difference, when the difference absolute value is greater than a first threshold, determining an image whose hue needs to be adjusted in the adjacent images and a hue adjustment manner according to the difference, and then performing, according to the hue adjustment manner, hue adjustment on the image whose hue needs to be adjusted.

[0033] The performing calculation according to the hues of the adjacent images to obtain the hue difference of the adjacent images includes: subtracting a mean hue value of a second image from a mean hue value of a first image in the adjacent images to obtain the hue difference of the adjacent images; and the performing, according to the hue adjustment manner, hue adjustment on the image that needs to be adjusted includes: if the hue difference is greater than zero, decreasing a hue of each pixel in the first image or increasing a hue of each pixel in the second image; and if the hue difference is smaller than zero, increasing a hue of each pixel in the first image or decreasing a hue of each pixel in the second image.

[0034] Referring to FIG. 3, FIG. 3 is a flow chart of animation preprocessing of hue morphing according to an embodiment, and a process includes:

S301: Calculate a difference Hdm by subtracting a mean hue value of pixels of a second image from a mean hue value of pixels of a first image in adjacent images.

[0035] If an Hdm absolute value is greater than a first threshold, and Hdm is greater than 0:

S303: Properly increase a hue value of each pixel in the second image.

[0036] If an Hdm absolute value is greater than a first threshold, and Hdm is smaller than 0:

S305: Properly increase a hue value of each pixel in the first image.

[0037] A process of calculating a hue difference between the first image and the second image in the adjacent images in S301 specifically includes:

First, convert a first image S and a second image D into an HIS color model respectively, so as to obtain a hue value of a random pixel in the images.

[0038] Next, the second image is scaled to the same scale of the first image, and assume the width and height of the first image to be W and H respectively, where the width and height use the quantity of pixels as a unit.

[0039] Subsequently, construct a corresponding rectangular region on the first image and the second image respectively, where the width of a rectangle is w (0 < w < = W), the height of the rectangle is h (0 < h < = H), and the width and height of the rectangle use the quantity of pixels as a unit.

[0040] Afterward, obtain hue values of corresponding pixels in the first image and the second image respectively, and calculate a sum Hdt of hue value differences of corresponding pixels on the first image and the second image, as shown in formula (1):

$$Hdt = \sum_{j=1}^{h}\sum_{i=1}^{w}\left(Hue\left(S_{ij}\right) - Hue\left(D_{ij}\right)\right) \quad (1).$$

[0041] Finally, divide Hdt by the quantity of all mesh points to obtain a hue difference mean Hdm of image pixels, as shown in formula (2):

$$Hdm = Hdt / \left(w \times h\right) \quad (2).$$

[0042] The hue difference mean Hdm of the first image and the second image is used to represent hue similarity of the first image and the second image. In a specific embodiment, the width and height of the rectangle are W and H respectively.

[0043] If the current Hdm is a positive value and is greater than a first threshold, it indicates that a mean hue value of pixels in the second image is relatively low, and hue values of all pixels in the second image are properly increased in S503. In a specific embodiment, the first threshold is 0.1, and the hue value of each pixel in the second image is added by 0.8×|Hdm|.

[0044] If the current Hdm is a negative value and is greater than a first threshold, it indicates that a mean hue value of pixels in the first image is relatively low, and hue values of all pixels in the first image are properly increased in S505. In a specific embodiment, the hue value of each pixel in the first image is added by 0.8×|Hdm|.

[0045] If the current Hdm approximates zero, it indicates that the first image and the second image have a similar hue and hue adjustment is not required.

[0046] In an embodiment of the present invention, a method in S203 further includes: performing intensity preprocessing on adjacent images among the multiple images to reduce an intensity difference of the adjacent images; and the determining the quantity of intermediate frames between the adjacent images according to a feature point differential of the adjacent images on which the hue preprocessing has been performed, includes: determining the quantity of intermediate frames between the adjacent images according to a feature point differential of the adjacent images on which the hue preprocessing and intensity preprocessing have been performed.

[0047] The intensity preprocessing specifically includes: performing calculation according to intensity of the adjacent images to obtain an intensity difference of the adjacent images, obtaining an intensity difference absolute value through calculation according to the intensity difference, when the difference absolute value is greater than a second threshold, first determining an image whose intensity needs to be adjusted in the adjacent images and an intensity adjustment manner according to the difference, and then performing, according to the intensity adjustment manner, intensity adjustment on the image whose intensity needs to be adjusted.

[0048] The performing calculation according to the intensity of the adjacent images to obtain the intensity difference of the adjacent images includes: subtracting a mean intensity value of a second image from a mean intensity value of a first image in the adjacent images to obtain the intensity difference of the adjacent images; and the performing, according to the intensity adjustment manner, intensity adjustment on the image that needs to be adjusted includes: if the intensity difference is greater than zero, decreasing intensity of each pixel in the first image or increasing intensity of each pixel in the second image; and if the intensity difference is smaller than zero, increasing intensity of each pixel in the first image or decreasing intensity of each pixel in the second image.

[0049] Referring to FIG. 4, FIG. 4 is a flow chart of animation preprocessing of intensity morphing according to an

embodiment of the present invention, and a process includes:

S401: Calculate a difference value Idm by subtracting a mean intensity value of pixels of a second image from a mean intensity value of pixels of a first image in adjacent images.

[0050] If an Idm absolute value is greater than a second threshold, and Idm is greater than 0:

S403: Properly increase an intensity value of each pixel in the second image.

[0051] If an Idm absolute value is greater than a second threshold, and Idm is smaller than 0:

S405: Properly increase an intensity value of each pixel in the first image.

[0052] A process of calculating intensity similarity of the first image and the second image in S401 is as follows:

First, convert a first image S and a second image D into an HIS color model respectively, so as to obtain an intensity value of a random pixel in the images.

[0053] Next, the second image is scaled to the same scale of the first image, and herein, assume the width and height of the first image to be W and H respectively, and the width and height both use the quantity of pixels as a unit.

[0054] Subsequently, construct a corresponding rectangular region on the first image and the second image respectively, where the width of a rectangle is w (0 < w < W), the height of the rectangle is h (0 < h < H), and the width and height of the rectangle both use the quantity of pixels as a unit.

[0055] Afterward, obtain intensity values of pixels of mesh points on the first image and the second image respectively, and calculate an intensity difference total (Intensity difference total, Idt) of pixels that are on the first image and the second image and correspond to the mesh points, as shown in formula (3):

$$Idt = \sum_{j=1}^{h}\sum_{i=1}^{w}\left(\text{Intensity}\left(S_{ij}\right) - \text{Intensity}\left(D_{ij}\right)\right) \quad (3).$$

[0056] Then, divide Idt by the quantity of all mesh points to obtain an intensity difference mean Idm (Intensity difference mean) of image pixels, as shown in formula (4):

$$Idm = Idt / \left(w \times h\right) \quad (4).$$

[0057] The intensity difference mean Idm of the first image and the second image is used to represent intensity similarity of the first image and the second image. In a specific embodiment, the width and height of the rectangle are W and H respectively.

[0058] If the current Idm is a positive value and is greater than a second threshold, it indicates that a mean intensity value of pixels in the second image is relatively small, and intensity values of all pixels in the second image are properly increased to obtain higher similarity between the second image and the first image in S403. In a specific embodiment, the first threshold is 0.1, and the intensity value of each pixel in the second image is added by 0.8×|Idm|.

[0059] If the current Idm is a negative value and is relatively large, it indicates that a mean intensity value of pixels in the second image is relatively large, and intensity values of all pixels in the first image may be properly increased to obtain higher similarity between the second image and the first image. In a specific embodiment, the first threshold is 0.1, and the intensity value of each pixel in the first image is added by 0.8×|Idm|.

[0060] If the current Idm approximates zero, it indicates that the first image and the second image have similar intensity and intensity adjustment is not required.

[0061] In the case that a hue difference of adjacent images is large, an achieved morphing animation effect of color images can hardly be ensured. Therefore, in this embodiment of the present invention, hue and intensity differences of adjacent images that need morphing animation processing are first evaluated. When the differences are large, hue preprocessing is performed and then subsequent morphing animation processing is performed. If a result of automatic evaluation is that the differences are small, the subsequent morphing animation processing is directly performed on the group of pictures.

[0062] The determining the quantity of intermediate frames according to similarity of the adjacent images in S205

includes: determining the quantity of intermediate frames according to a feature point differential of the adjacent images.

[0063] In an embodiment of the present invention, a method for extracting a feature point includes:

training a human face image library through an active shape model (ASM) algorithm first, and obtaining a feature point detection file through an ASM training result;
for an input image that contains a human face, obtaining a human face region in the image by using an Adaboost algorithm, where the Adaboost algorithm is a most commonly used human face detection algorithm currently; and
at last, positioning a human face feature point in the human face region by using the feature point detection file that is output by using the ASM training algorithm.

[0064] In an embodiment of the present invention, the quantity of human face feature points is selected as 45.

[0065] In a specific embodiment of the present invention, a normalization-based absolute distance method is adopted for a feature point differential. Adjacent images are referred to as a source image and a destination image respectively according to a playing time sequence. The method is as follows:

[0066] First, define scaling coefficients xScale and yScale, and calculation methods are as shown in formulas (5) and (6):

$$\mathrm{xScale} = \mathrm{Dx/Sx} \quad (5),$$

$$\mathrm{yScale} = \mathrm{Dy/Sy} \quad (6).$$

[0067] Assume the width and height of the source image to be Sx and Sy respectively, and the width and height of the destination image to be Dx and Dy respectively.

[0068] Map and convert positions of $D_i(1 \le i \le N)$ of N feature points in the destination image into positions of $D'_i(1 \le i \le N)$ in the scale of the source image, and calculation methods are as shown in formulas (7) and (8):

$$\left(D'_i\right)_x = \left(D_i\right)_x / \mathrm{xScale} \quad (7),$$

$$\left(D'_i\right)_y = \left(D_i\right)_y / \mathrm{yScale} \quad (8).$$

[0069] Assuem that S_i is positions of N feature points of the source image, where $1 \le i \le N$.

[0070] Next, calculate an absolute feature difference Re of the source image and the destination image, which is shown in formula (9):

$$\mathrm{Re} = \frac{1}{N}\sum_{i=1}^{N}\left\| D'_i - S_i \right\| \quad (9).$$

[0071] At last, calculate a relative feature difference aRe of the source image and the destination image, which is shown in formula (10):

$$\mathrm{aRe} = \mathrm{Re/Sf} \quad (10).$$

[0072] Assume the width of a human face in the source image to be Sf.

[0073] In the present invention, the relative feature difference aRe of the source image and the destination image is used to represent a feature differential of the source image and the destination image.

[0074] In the case of different human face feature differences of the source image and the destination image, in the morphing animation processing, the quantity of intermediate frames may be selected differently for a source image and a destination image of a morphing animation. Determining the quantity of intermediate frames according to a value of a feature point differential of the adjacent images includes: when the value of the feature point differential of the adjacent images falls in a first interval, determining the quantity of intermediate frames as the first quantity; and when a value of

similarity of the adjacent images falls in a second interval, determining the quantity of intermediate frames as the second quantity, where a value of the first interval is smaller than a value of the second interval, and the first quantity is smaller than the second quantity.

[0075] In an embodiment of the present invention, adjacent images are referred to as a source image and a destination image respectively according to a playing time sequence. Intuitively evaluating, to achieve a more natural morphing animation, when a value of feature similarity of the source image and the destination image is larger, a relative feature difference is smaller, and a morphing animation process requires fewer intermediate frames; and when the value of the feature similarity of the source image and the destination image is smaller, the relative feature difference is larger, and the morphing process requires more intermediate frames. After evaluation of a specific source image and destination image, the different quantity of intermediate frames need to be selected according to an evaluation result for morphing processing.

[0076] Referring to FIG. 5, FIG. 5 is a flow chart of determining the quantity of intermediate frames according to an embodiment of the present invention, and a process includes:

when aRe is smaller than L, the quantity of intermediate frames to be inserted is N;
when aRe is greater than L and smaller than 2L, the quantity of intermediate frames to be inserted is 1.5*N; and
when aRe is greater than 2L, the quantity of intermediate frames to be inserted is 2*N.

[0077] In this embodiment of the present invention, a value of a first interval is (0, L), a value of a second interval is (L, 2L), a preferred value of L in this embodiment of the present invention is 0.25, and persons skilled in the art may take another value according to an actrual demand; and a first value in this embodiment of the present invention is N, a second value in this embodiment of the present invention is 1.5*N, where N is a natural number, in an exemplary embodiment of the present invention, N may be a random number between 16 and 24, and persons skilled in the art may take another natural number according to an actrual demand.

[0078] After the quantity of intermediate frames is obtained, intermediate frame images are generated from the source image and the destination image. A process includes:

[0079] Perform feature point selection on the source image and the destination image, and generate source control points (Source Control Points, SCP) and destination control points (Destination Control Points, DCP) respectively.

[0080] Generate intermediate control points (Inter Control Points, ICP) through the SCPs and the DCPs, where an ICP at the time t is expressed as ICP(t), which is a linear transition process in this spesification, make t = 0, and a formula for calculating ICP(t) is shown in (11):

$$ICP(t)=(1-t)*SCP(t)+t*\ DCP(t)\ t\in[0,\ 1]\ (11).$$

[0081] A SCP and the ICP(t) are used as a source control point and a destination control point respectively to perform image warping on the source image (Source Image, SI) to obtain a source warped image (Source Warped Image, SWI(t)); and a DCP and the ICP(t) are used as a source control point and a destination control point respectively to perform image warping on the destination image (Destination Image, DI) to obtain an image (Destination Warped Image, DWI(t)).

[0082] Image fusion is performed on SWI(t) and DWI(t) according to formula (12) to obtain an intermediate image (Inter Image, INTER_I(t)).

$$INTER_I(t)=t*SWI(t)+(1-t)*DWI(t)\ (12).$$

[0083] Finally, t is added by a warp step size $\Delta t = \frac{1}{N}$, N is the quantity of intermediate images, and the process returns to S603.

[0084] In conclusion, through every Δt, one intermediate transition image INTER_I(t) between the source image and the destination image is obtained and image morphing is completed through N Δt.

[0085] The morphing animation is a morphing animation with a fixed playback duration. Before image morphing preprocessing is performed on sorted adjacent images in S101, the method further includes judging whether current remaining time of the playback duration is greater than zero; and the performing hue preprocessing on adjacent images among the multiple images includes: if the current remaining time is greater than zero, performing hue preprocessing on the adjacent images among the multiple images.

[0086] The present invention provides a device for generating a morphing animation from multiple images. Referring to FIG. 6, FIG. 6 is a schematic structural diagram of a device for generating a morphing animation from multiple images according to an embodiment of the present invention. The device includes: a hue preprocessing module 601, configured to perform hue preprocessing on adjacent images among the multiple images to reduce a hue difference between the adjacent images, so that a generated animation switches more smoothly from one to the other of the adjacent images; an intermediate frame generating module 603, configured to determine the quantity of intermediate frames according to a feature point differential of the adjacent images on which the hue preprocessing has been performed by the hue preprocessing module, generate, between the adjacent images through an image warping technology, intermediate frame images, the quantity of which is the same as that of the intermediate frames, generate, between the adjacent images through an image warping technology, intermediate frame images, the quantity of which is the same as that of the intermediate frames; and an animation generating module 605, configured to generate a morphing animation from the multiple images and the intermediate frame images that are inserted between all adjacent images among the multiple images.

[0087] In an embodiment of the present invention, the multiple images are multiple human face images; and the hue preprocessing module is configured to perform hue preprocessing on adjacent images among the multiple human face images to reduce a hue difference of the adjacent images.

[0088] In another embodiment of the present invention, a sorting module is further included, and is configured to sort the multiple human face images to generally reduce a difference between adjacent images, so that a generated animation is played more smoothly from one to the other of the adjacent images; and the hue preprocessing module is configured to perform hue preprocessing on adjacent images among the multiple images on which the processing has been performed by the sorting module.

[0089] The sorting module is configured to sort the multiple human face images according to human face sizes.

[0090] The sorting module is configured to sort the multiple human face images according to image intensity.

[0091] The hue preprocessing module 601 is configured to perform calculation according to hues of the adjacent images to obtain a hue difference of the adjacent images, obtain a hue difference absolute value through calculation according to the hue difference, and when the difference absolute value is greater than a first threshold, determine an image whose hue needs to be adjusted in the adjacent images and a hue adjustment manner according to the difference, and then perform, according to the hue adjustment manner, hue adjustment on the image whose hue needs to be adjusted.

[0092] The intermediate frame generating module 603 is configured to determine the quantity of intermediate frames according to similarity of the adjacent images, which includes: determining the quantity of intermediate frames according to a feature point differential of the adjacent images.

[0093] The intermediate frame generating module 603 is configured to determine the quantity of intermediate frames according to a feature point differential of the adjacent images, which specifically includes: when a value of the similarity of the adjacent images falls in a first interval, determining the quantity of intermediate frames as the first quantity; and when a value of the similarity of the adjacent images falls in a second interval, determining the quantity of intermediate frames as the second quantity, where a value of the first interval is smaller than a value of the second interval, and the first quantity is smaller than the second quantity.

[0094] The device further includes an intensity preprocessing module: configured to perform intensity preprocessing on adjacent images among the multiple human face images; and the intermediate frame generating module is configured to generate a morphing animation according to adjacent images on which hue preprocessing and intensity preprocessing have been performed.

[0095] The intensity preprocessing module is specifically configured to: perform calculation according to intensity of the adjacent images to obtain an intensity difference of the adjacent images, and obtain an intensity difference absolute value according to the intensity difference, and when the difference absolute value is greater than a second threshold, determine an image whose intensity needs to be adjusted in the adjacent images and an intensity adjustment manner according to the difference, and then perform, according to the intensity adjustment manner, intensity adjustment on the image that needs to be adjusted.

[0096] In an embodiment of the present invention, a morphing animation is an animation with a fixed playback duration, the device further includes: a judging module, configured to judge whether current remaining time of the playback duration is greater than zero; and the hue preprocessing module is configured to, when the current remaining time of the playback duration is greater than zero, perform hue preprocessing on adjacent images among the multiple images.

[0097] An embodiment of the present invention provides a method for generating a playback background for a music player. Referring to FIG. 7, FIG. 7 is a structural diagram according to an embodiment of the present invention, which includes:

S701: Receive multiple images used for generating an animation.

S703: Perform hue preprocessing on adjacent images among the multiple images to reduce a hue difference between the adjacent images.

S705: Determine the quantity of intermediate frames according to a feature point differential of the adjacent images on which the hue preprocessing has been performed, generate, between the adjacent images through an image warping technology, intermediate frame images, the quantity of which is the same as that of the intermediate frames, and insert the intermediate frame images between the adjacent images, and generate a morphing animation from the multiple images and the intermediate frame images that are inserted between all adjacent images among the multiple images.

S707: Use the morphing animation generated from the multiple images as a playback background for the music player.

[0098] In an embodiment of the present invention, the multiple images are multiple human face images; and the performing hue preprocessing on adjacent images among the multiple images includes: performing hue preprocessing on adjacent images among the multiple human face images.

[0099] The hue preprocessing module is configured to perform hue preprocessing on adjacent images among the multiple human face images to reduce a hue difference of the adjacent images.

[0100] In this embodiment of the present invention, before the determining the quantity of intermediate frames according to the feature point differential of the adjacent images, the method includes: positioning a feature point of a human face image in the multiple images.

[0101] A method for positioning a feature point includes: positioning a feature point of a human face through automatic detection.

[0102] The positioning a feature point of a human face through automatic detection is: for a specified picture, on the basis of human face detection, a key feature point of a human face is detected automatically without many manual operations of a user, and human face positioning is convenient and fast. The positioning a feature point of a human face through automatic detection is: detecting and positioning a feature point of a human face through an active shape model algorithm.

[0103] The positioning a feature point of a human face image includes: positioning a feature point of a human face image through overall dragging or single-point dragging. An overall dragging method is to divide feature points of a human face image into five parts of feature points of a human face profile, eyebrow, eye, nose, and mouth; and the five parts of the feature points of the human face profile, eyebrow, eye, nose and mouth are respectively dragged as a whole. For two parts of eyebrows and eyes, the left and right eyebrows and the left and right eyes are also dragged separately. The overall dragging may avoid too troublesome movement of feature points one by one due to a great distance between the feature point positioned through automatic detection and an actual template of a feature point of a human face in a manual positioning mode.

[0104] With a single-point dragging method, a feature point is selsected by dragging one by one to implement a precise positioning operation of a human face feature.

[0105] In this embodiment of the present invention, a positioning method for automatically detecting and positioning a feature point is mainly adopted. When the automatic detection and positioning method has an undesirable effect, a feature point of a human face image is positioned through overall dragging or single-point dragging, and an unsatisfied feature point that is automatically detected and positioned is adjusted.

[0106] Before image morphing preprocessing is performed on adjacent images among the images, the method further includes: obtaining current remaining time of a music file by capturing a timestamp of the music file. It is judged whether the current remaining time is greater than zero. The performing image hue preprocessing on the adjacent images among the images refers to, when the current remaining time is greater than zero, performing hue preprocessing on the adjacent images among the multiple images.

[0107] In this embodiment of the present invention, photos are dynamically loaded at the same time when music is played, and each time only two photos that require human face transformation need to be loaded in a memory and are deleted upon transformation. Two new photos are then loaded without memory consumption.

[0108] When a time interval of loading photos is too large, smoothness of the playback background is affected, and when a time interval of loading photos is too small, the playback background becomes overwhelming and confusing, so that an original picture of a real human face cannot be distinguished and each frame changes continously. In this embodiment of the present invention, an optimal time interval is 3 to 5 seconds; however, the present invention is not limited to this value of the time interval.

[0109] An embodiment of the present invention provides a music player, where the music player includes: a hue preprocessing module 801, configured to perform hue preprocessing on adjacent images among multiple images to reduce a hue difference between the adjacent images; an intermediate frame generating module 803, configured to determine the quantity of intermediate frames according to a feature point differential of the adjacent images on which processing has been performed by the hue preprocessing module, where the feature point differential is obtained through calculation according to a pixel distance of feature points that correspond to the adjacent images, generate, between the adjacent images through an image warping technology, intermediate frame images, the quantity of which is the same

as that of the intermediate frames, and insert the intermediate frame images between the adjacent images; an animation generating module 805, configured to generate a morphing animation according to the multiple images and the intermediate frame images that are inserted between all adjacent images among the multiple images; and a playback module, configured to play a music file, and when remaining playback time of the music file is greater than zero, play the morphing animation on a video display interface of the music file.

[0110] The music player provided in this embodiment of the present invention further includes: a storage module 807, configured to store the music file and the multiple images.

[0111] The music player provided in this embodiment of the present invention further includes: a displaying module 809, configured to display a video display interface of the music file.

[0112] It may be understood by persons skilled in the art that the accompanying drawings are merely schematic diagrams of an exemplary embodiment, and modules or procedures in the accompanying drawings are not necessarily required for implementing the present invention.

[0113] Persons skilled in the art may understand that modules in the devices provided in the embodiments may be arranged in the devices in a distributed manner according to the description of the embodiments, and may also be arranged in one or multiple devices that are different from those described in the embodiments. The modules in the embodiments may be combined into one module, and may also be split into multiple submodules.

[0114] Finally, it should be noted that the foregoing embodiments are only used for describing the technical solutions of the present invention, but are not intended to limit the present invention. Although the present invention is described in detail with reference to the foregoing embodiments, persons of ordinary skill in the art should understand that modifications may still be made to the technical solutions described in the foregoing embodiments, or equivalent replacements may be made to some technical features of the technical solutions, however, these modifications or replacements do not cause corresponding technical solutions to depart from the scope of the technical solutions in the embodiments of the present invention.

Claims

1. A method for generating a morphing animation, comprising: performing (101) hue preprocessing on adjacent images among multiple images to reduce a hue difference between the adjacent images; determining (103) the quantity of intermediate frames between the adjacent images according to a feature point differential of the adjacent images on which the hue preprocessing has been performed, wherein the feature point differential is obtained through calculation according to a pixel distance of feature points that correspond to the adjacent images, generating (103) intermediate frame images through an image warping technology, the quantity of the intermediate frame images is the same as that of the intermediate frames, inserting the intermediate frame images between the adjacent images, and generating (105) a morphing animation from the multiple images and the intermediate frame images that are inserted between all adjacent images among the multiple images; further specified in that:

the hue preprocessing comprises:

subtracting (301) a mean hue value of a second image in the adjacent images from a mean hue value of a first image in the adjacent images to obtain the hue difference between the first image and the second image;
obtaining a hue difference absolute value according to the hue difference,
when the hue difference absolute value is greater than a first threshold, if the hue difference is greater than zero, decreasing a hue of each pixel in the first image or increasing a hue (303) of each pixel in the second image, and if the hue difference is smaller than zero, increasing a hue of each pixel in the first image (305) or decreasing a hue of each pixel in the second image.

2. The method according to claim 1, wherein the multiple images are multiple human face images; and the performing hue preprocessing on the adjacent images among the multiple images comprises: performing hue preprocessing on adjacent images among the multiple human face images.

3. The method according to claim 2, wherein before the performing hue preprocessing on the adjacent images among the multiple human face images, the method further comprises: sorting the multiple human face images; and the performing hue preprocessing on the adjacent images among the multiple images refers to: performing hue preprocessing on adjacent images among sorted multiple human face images.

4. The method according to claim 3, wherein the sorting the multiple human face images comprises sorting the multiple

human face images according to human face sizes.

5. The method according to claim 3, wherein the sorting the multiple human face images comprises sorting the multiple human face images according to image intensity.

6. The method according to claim 2 or 4, wherein the method further comprises: performing intensity preprocessing on adjacent images among the multiple images to reduce an intensity difference of the adjacent images; and the determining the quantity of intermediate frames between the adjacent images according to a feature point differential of the adjacent images on which the hue preprocessing has been performed comprises: determining the quantity of intermediate frames between the adjacent images according to a feature point differential of the adjacent images on which the hue preprocessing and the intensity preprocessing have been performed.

7. The method according to claim 6, wherein the intensity preprocessing specifically comprises: performing calculation according to intensity of the adjacent images to obtain an intensity difference of the adjacent images, obtaining an intensity difference absolute value according to the intensity difference, and when the difference absolute value is greater than a second threshold, first determining an image whose intensity needs to be adjusted in the adjacent images and an intensity adjustment manner according to the intensity difference, and then performing, according to the intensity adjustment manner, intensity adjustment on the image whose intensity needs to be adjusted.

8. The method according to claim 7, wherein the performing calculation according to the intensity of the adjacent images to obtain the intensity difference of the adjacent images comprises: subtracting a mean intensity value of a second image from a mean intensity value of a first image in the adjacent images to obtain the intensity difference of the adjacent images; and the performing, according to the intensity adjustment manner, intensity adjustment on the image that needs to be adjusted comprises: if the intensity difference is greater than zero, decreasing intensity of each pixel in the first image or increasing intensity of each pixel in the second image, and if the intensity difference is smaller than zero, increasing intensity of each pixel in the first image or decreasing intensity of each pixel in the second image.

9. The method according to claim 1 or 2, wherein the determining the quantity of intermediate frames according to the feature point differential of the adjacent images on which the hue preprocessing has been performed comprises: when a value of the feature point differential of the adjacent images falls in a first interval, determining the quantity of intermediate frames as the first quantity; and when a value of the feature point differential of the adjacent images falls in a second interval, determining the quantity of intermediate frames as the second quantity, wherein a value of the first interval is smaller than a value of the second interval, and the first quantity is smaller than the second quantity.

10. A device for generating a morphing animation, comprising: a hue preprocessing module, configured to perform hue preprocessing on adjacent images among multiple images to reduce a hue difference between the adjacent images; an intermediate frame generating module, configured to determine the quantity of intermediate frames according to a feature point differential of the adjacent images on which the hue preprocessing is performed by the hue preprocessing module, wherein the feature point differential is obtained through calculation according to a pixel distance of feature points that correspond to the adjacent images, generate, between the adjacent images through an image warping technology, intermediate frame images, the quantity of the intermediate frame images is the same as that of the intermediate frames, and insert the intermediate frame images between the adjacent images; and an animation generating module, configured to generate a morphing animation from the multiple images and the intermediate frame images that are inserted between all adjacent images among the multiple images;

specified in that: the hue preprocessing comprises:

subtracting a mean hue value of a second image in the adjacent images from a mean hue value of a first image in the adjacent images to obtain the hue difference between the first image and the second image; obtaining a hue difference absolute value according to the hue difference,
when the hue difference absolute value is greater than a first threshold, if the hue difference is greater than zero, decreasing a hue of each pixel in the first image or increasing a hue of each pixel in the second image, and if the hue difference is smaller than zero, increasing a hue of each pixel in the first image or decreasing a hue of each pixel in the second image.

11. The device according to claim 10, wherein the multiple images are multiple human face images; and the hue

preprocessing module is configured to perform hue preprocessing on adjacent images among the multiple human face images to reduce a hue difference of the adjacent images.

12. The device according to claim 11, wherein the device further comprises a sorting module, configured to sort the multiple human face images; and the hue preprocessing module is configured to perform hue preprocessing on the adjacent images among the multiple images that are sorted by the sorting module.

13. The device according to claim 12, wherein the sorting module is configured to sort the multiple human face images according to human face sizes.

14. The device according to claim 12, wherein the sorting module is configured to sort the multiple human face images according to image intensity.

15. The device according to claim 11 or 13, wherein the device further comprises an intensity preprocessing module, configured to perform intensity preprocessing on the adjacent images among the multiple human face images; and the intermediate frame generating module is configured to determine the quantity of intermediate frames according to a feature point differential of the adjacent images on which the hue preprocessing and the intensity preprocessing have been performed.

16. The device according to claim 15, wherein the intensity preprocessing module is specifically configured to: perform calculation according to intensity of the adjacent images to obtain an intensity difference of the adjacent images, obtain an intensity difference absolute value according to the intensity difference, and when the difference absolute value is greater than a second threshold, determine an image whose intensity needs to be adjusted in the adjacent images and an intensity adjustment manner according to the difference, and then perform, according to the intensity adjustment manner, intensity adjustment on the image whose intensity needs to be adjusted.

17. The device according to claim 11, wherein the intermediate frame generating module is specifically configured to: when a value of similarity of the adjacent images falls in a first interval, determine the quantity of intermediate frames as the first quantity; and when a value of similarity of the adjacent images falls in a second interval, determine the quantity of intermediate frames as the second quantity, wherein a value of the first interval is smaller than a value of the second interval, and the first quantity is smaller than the second quantity.

Patentansprüche

1. Verfahren zum Erzeugen einer Morphing-Animation, umfassend: Durchführen (101) einer Farbtonvorverarbeitung an benachbarten Bildern unter mehreren Bildern, damit eine Farbtondifferenz zwischen den benachbarten Bildern verringert wird; Bestimmen (103) der Menge von Zwischenrahmen zwischen den benachbarten Bildern gemäß einem Merkmalspunktdifferential der benachbarten Bilder, an denen die Farbtonvorverarbeitung durchgeführt worden ist, wobei das Merkmalspunktdifferential durch eine Berechnung gemäß einem Pixelabstand von Merkmalspunkten, die den benachbarten Bildern entsprechen, erhalten wird, Erzeugen (103) von Zwischenrahmenbildern durch eine Bildverformungstechnologie, wobei die Menge der Zwischenrahmenbilder die gleiche wie die der Zwischenrahmen ist, Einfügen der Zwischenrahmenbilder zwischen den benachbarten Bildern und Erzeugen (105) einer Morphing-Animation aus den mehreren Bildern und den Zwischenrahmenbildern, die zwischen allen benachbarten Bildern unter den mehreren Bildern eingefügt sind;
ferner dadurch bestimmt, dass:

die Farbtonvorverarbeitung Folgendes umfasst:

Subtrahieren (301) eines Durchschnittsfarbtonwertes eines zweiten Bildes in den benachbarten Bildern von einem Durchschnittsfarbtonwert eines ersten Bildes in den benachbarten Bildern, damit die Farbtondifferenz zwischen dem ersten Bild und dem zweiten Bild erhalten wird;
Erhalten eines absoluten Farbtondifferenzwertes gemäß der Farbtondifferenz, wenn der absolute Farbtondifferenzwert größer als eine erste Schwelle ist, falls die Farbtondifferenz größer als null ist, Verringern eines Farbtons jedes Pixels in dem ersten Bild oder Erhöhen eines Farbtons (303) jedes Pixels in dem zweiten Bild und,
falls die Farbtondifferenz kleiner als null ist, Erhöhen eines Farbtons jedes Pixels in dem ersten Bild (305) oder Verringern eines Farbtons jedes Pixels in dem zweiten Bild.

2. Verfahren nach Anspruch 1, wobei die mehreren Bilder mehrere Bilder mit einem menschlichen Gesicht sind und das Durchführen einer Farbtonvorverarbeitung an den benachbarten Bildern unter den mehreren Bildern ein Durchführen einer Farbtonvorverarbeitung an benachbarten Bildern unter den mehreren Bildern mit einem menschlichen Gesicht umfasst.

3. Verfahren nach Anspruch 2, wobei vor dem Durchführen einer Farbtonvorverarbeitung an den benachbarten Bildern unter den mehreren Bildern mit einem menschlichen Gesicht das Verfahren ferner ein Sortieren der mehreren Bilder mit einem menschlichen Gesicht umfasst und sich das Durchführen einer Farbtonvorverarbeitung an den benachbarten Bildern unter den mehreren Bildern auf ein Durchführen einer Farbtonvorverarbeitung an benachbarten Bildern unter sortierten mehreren Bildern mit einem menschlichen Gesicht bezieht.

4. Verfahren nach Anspruch 3, wobei das Sortieren der mehreren Bilder mit einem menschlichen Gesicht ein Sortieren der mehreren Bilder mit einem menschlichen Gesicht gemäß den Größen der menschlichen Gesichter umfasst.

5. Verfahren nach Anspruch 3, wobei das Sortieren der mehreren Bilder mit einem menschlichen Gesicht ein Sortieren der mehreren Bilder mit einem menschlichen Gesicht gemäß der Bildintensität umfasst.

6. Verfahren nach Anspruch 2 oder 4, wobei das Verfahren ferner ein Durchführen einer Intensitätsvorverarbeitung an benachbarten Bildern unter den mehreren Bildern umfasst, damit eine Intensitätsdifferenz der benachbarten Bilder verringert wird; und das Bestimmen der Menge von Zwischenrahmen zwischen den benachbarten Bildern gemäß einem Merkmalspunktdifferential der benachbarten Bilder, an denen die Farbtonvorverarbeitung durchgeführt worden ist, ein Bestimmen der Menge von Zwischenrahmen zwischen den benachbarten Bildern gemäß einem Merkmalspunktdifferential der benachbarten Bilder, an denen die Farbtonvorverarbeitung und die Intensitätsvorverarbeitung durchgeführt worden sind, umfasst.

7. Verfahren nach Anspruch 6, wobei die Intensitätsvorverarbeitung spezifisch ein Durchführen einer Berechnung gemäß einer Intensität der benachbarten Bilder, damit eine Intensitätsdifferenz der benachbarten Bilder erhalten wird, ein Erhalten eines absoluten Intensitätsdifferenzwertes gemäß der Intensitätsdifferenz und, wenn der absolute Differenzwert größer als eine zweite Schwelle ist, zuerst ein Bestimmen eines Bildes, dessen Intensität angepasst werden muss, in den benachbarten Bildern und einer Intensitätsanpassungsweise gemäß der Intensitätsdifferenz und dann ein Durchführen, gemäß der Intensitätsanpassungsweise, einer Intensitätsanpassung an dem Bild, dessen Intensität angepasst werden muss, umfasst.

8. Verfahren nach Anspruch 7, wobei das Durchführen einer Berechnung gemäß der Intensität der benachbarten Bilder, damit die Intensitätsdifferenz der benachbarten Bilder erhalten wird, ein Subtrahieren eines Durchschnittsintensitätswertes eines zweiten Bildes von einem Durchschnittsintensitätswert eines ersten Bildes in den benachbarten Bildern, damit die Intensitätsdifferenz der benachbarten Bilder erhalten wird, umfasst; und das Durchführen einer Intensitätsanpassung an dem Bild, das angepasst werden muss, gemäß der Intensitätsanpassungsweise, falls die Intensitätsdifferenz größer als null ist, Verringern der Intensität jedes Pixels in dem ersten Bild oder Erhöhen der Intensität jedes Pixels in dem zweiten Bild und, falls die Intensitätsdifferenz kleiner als null ist, Erhöhen der Intensität jedes Pixels in dem ersten Bild oder Verringern der Intensität jedes Pixels in dem zweiten Bild umfasst.

9. Verfahren nach Anspruch 1 oder 2, wobei das Bestimmen der Menge von Zwischenrahmen gemäß dem Merkmalspunktdifferential der benachbarten Bilder, an denen die Farbtonvorverarbeitung durchgeführt worden ist, Bestimmen der Menge von Zwischenrahmen als die erste Menge, wenn ein Wert des Merkmalspunktdifferentials der benachbarten Bilder in ein erstes Intervall fällt; und Bestimmen der Menge von Zwischenrahmen als die zweite Menge, wenn ein Wert des Merkmalspunktdifferentials der benachbarten Bilder in ein zweites Intervall fällt, umfasst, wobei ein Wert des ersten Intervalls kleiner als ein Wert des zweiten Intervalls ist und die erste Menge kleiner als die zweite Menge ist.

10. Vorrichtung zum Erzeugen einer Morphing-Animation, umfassend: ein Farbtonvorverarbeitungsmodul, das dazu konfiguriert ist, eine Farbtonvorverarbeitung an benachbarten Bildern unter mehreren Bildern durchzuführen, damit eine Farbtondifferenz zwischen den benachbarten Bildern verringert wird; ein Zwischenrahmenerzeugungsmodul, das dazu konfiguriert ist, die Menge von Zwischenrahmen gemäß einem Merkmalspunktdifferential der benachbarten Bilder, an denen die Farbtonvorverarbeitung durch das Farbtonvorverarbeitungsmodul durchgeführt wird, zu bestimmen, wobei das Merkmalspunktdifferential durch eine Berechnung gemäß einem Pixelabstand von Merkmalspunkten, die den benachbarten Bildern entsprechen, erhalten wird, Zwischenrahmenbilder zwischen den benachbarten Bildern durch eine Bildverformungstechnologie zu erzeugen, wobei die Menge der Zwischenrahmenbilder

die gleiche wie die der Zwischenrahmen ist, und die Zwischenrahmenbilder zwischen den benachbarten Bildern einzufügen; und ein Animationserzeugungsmodul, das dazu konfiguriert ist, eine Morphing-Animation aus den mehreren Bildern und den Zwischenrahmenbildern, die zwischen allen benachbarten Bildern unter den mehreren Bildern eingefügt sind, zu erzeugen;
dadurch bestimmt, dass:

die Farbtonvorverarbeitung Folgendes umfasst:

Subtrahieren eines Durchschnittsfarbtonwertes eines zweiten Bildes in den benachbarten Bildern von einem Durchschnittsfarbtonwert eines ersten Bildes in den benachbarten Bildern, damit die Farbtondifferenz zwischen dem ersten Bild und dem zweiten Bild erhalten wird;
Erhalten eines absoluten Farbtondifferenzwertes gemäß der Farbtondifferenz, wenn der absolute Farbtondifferenzwert größer als eine erste Schwelle ist,
falls die Farbtondifferenz größer als null ist, Verringern eines Farbtons jedes Pixels in dem ersten Bild oder Erhöhen eines Farbtons jedes Pixels in dem zweiten Bild und,
falls die Farbtondifferenz kleiner als null ist, Erhöhen eines Farbtons jedes Pixels in dem ersten Bild oder Verringern eines Farbtons jedes Pixels in dem zweiten Bild.

11. Vorrichtung nach Anspruch 10, wobei die mehreren Bilder mehrere Bilder mit einem menschlichen Gesicht sind und das Farbtonvorverarbeitungsmodul dazu konfiguriert ist, eine Farbtonvorverarbeitung an benachbarten Bildern unter den mehreren Bildern mit einem menschlichen Gesicht durchzuführen, damit eine Farbtondifferenz der benachbarten Bilder verringert wird.

12. Vorrichtung nach Anspruch 11, wobei die Vorrichtung ferner ein Sortiermodul umfasst, das dazu konfiguriert ist, die mehreren Bilder mit einem menschlichen Gesicht zu sortieren, und das Farbtonvorverarbeitungsmodul dazu konfiguriert ist, eine Farbtonvorverarbeitung an den benachbarten Bildern unter den mehreren Bildern, die durch das Sortiermodul sortiert werden, durchzuführen.

13. Vorrichtung nach Anspruch 12, wobei das Sortiermodul dazu konfiguriert ist, die mehreren Bilder mit einem menschlichen Gesicht gemäß den Größen der menschlichen Gesichter zu sortieren.

14. Vorrichtung nach Anspruch 12, wobei das Sortiermodul dazu konfiguriert ist, die mehreren Bilder mit einem menschlichen Gesicht gemäß der Bildintensität zu sortieren.

15. Vorrichtung nach Anspruch 11 oder 13, wobei die Vorrichtung ferner ein Intensitätsvorverarbeitungsmodul umfasst, das dazu konfiguriert ist, eine Intensitätsvorverarbeitung an den benachbarten Bildern unter den mehreren Bildern mit einem menschlichen Gesicht durchzuführen; und das Zwischenrahmenerzeugungsmodul dazu konfiguriert ist, die Menge von Zwischenrahmen gemäß einem Merkmalspunktdifferential der benachbarten Bilder, an denen die Farbtonvorverarbeitung und die Intensitätsvorverarbeitung durchgeführt worden sind, zu bestimmen.

16. Vorrichtung nach Anspruch 15, wobei das Intensitätsvorverarbeitungsmodul spezifisch dazu konfiguriert ist, eine Berechnung gemäß einer Intensität der benachbarten Bilder durchzuführen, damit eine Intensitätsdifferenz der benachbarten Bilder erhalten wird, einen absoluten Intensitätsdifferenzwert gemäß der Intensitätsdifferenz zu erhalten und, wenn der absolute Differenzwert größer als eine zweite Schwelle ist, ein Bild, dessen Intensität angepasst werden muss, in den benachbarten Bildern und eine Intensitätsanpassungsweise gemäß der Differenz zu bestimmen und dann eine Intensitätsanpassung an dem Bild, dessen Intensität angepasst werden muss, gemäß der Intensitätsanpassungsweise durchzuführen.

17. Vorrichtung nach Anspruch 11, wobei das Zwischenrahmenerzeugungsmodul spezifisch dazu konfiguriert ist, die Menge von Zwischenrahmen als die erste Menge zu bestimmen, wenn ein Ähnlichkeitswert der benachbarten Bilder in ein erstes Intervall fällt; und die Menge von Zwischenrahmen als die zweite Menge zu bestimmen, wenn ein Ähnlichkeitswert der benachbarten Bilder in ein zweites Intervall fällt, wobei ein Wert des ersten Intervalls kleiner als ein Wert des zweiten Intervalls ist und die erste Menge kleiner als die zweite Menge ist.

Revendications

1. Procédé de génération d'une animation de morphage, comprenant : l'exécution (101) d'un prétraitement de tonalité

chromatique sur des images adjacentes parmi de multiples images pour réduire une différence de tonalité chromatique entre les images adjacentes ; la détermination (103) de la quantité de trames intermédiaires entre les images adjacentes en fonction d'un différentiel entre points caractéristiques des images adjacentes sur lesquelles le prétraitement de tonalité chromatique a été exécuté, le différentiel entre points caractéristiques étant obtenu par calcul en fonction d'une distance entre pixels de points caractéristiques qui correspondent aux images adjacentes, la génération (103) d'images de trames intermédiaires par une technologie de distorsion d'image, la quantité d'images de trames intermédiaires étant la même que celle des trames intermédiaires, l'insertion des images de trames intermédiaires entre les images adjacentes, et la génération (105) d'une animation de morphage à partir des multiples images et des images de trames intermédiaires qui sont insérées entre toutes les images adjacentes parmi les multiples images ;
étant en outre spécifié que le prétraitement de tonalité chromatique comprend:

la soustraction (301) d'une valeur de tonalité chromatique moyenne d'une deuxième image dans les images adjacentes depuis une valeur de tonalité chromatique moyenne d'une première image dans les images adjacentes pour obtenir la différence de tonalité chromatique entre la première image et la deuxième image ;
l'obtention d'une valeur absolue de différence de tonalité chromatique en fonction de la différence de tonalité chromatique,
lorsque la valeur absolue de différence de tonalité chromatique est supérieure à un premier seuil,
si la différence de tonalité chromatique est supérieure à zéro, la diminution d'une tonalité chromatique de chaque pixel dans la première image ou l'augmentation d'une tonalité chromatique (303) de chaque pixel dans la deuxième image, et
si la différence de tonalité chromatique est inférieure à zéro, l'augmentation d'une tonalité chromatique de chaque pixel dans la première image (305) ou la diminution d'une tonalité chromatique de chaque pixel dans la deuxième image.

2. Procédé selon la revendication 1, dans lequel les multiples images sont de multiples images de visages humains ; et l'exécution d'un prétraitement de tonalité chromatique sur les images adjacentes parmi les multiples images comprend : l'exécution d'un prétraitement de tonalité chromatique sur des images adjacentes parmi les multiples images de visages humains.

3. Procédé selon la revendication 2, dans lequel, avant l'exécution d'un prétraitement de tonalité chromatique sur les images adjacentes parmi les multiples images de visages humains, le procédé comprend en outre : le tri des multiples images de visages humains ; et l'exécution d'un prétraitement de tonalité chromatique sur les images adjacentes parmi les multiples images fait référence à : l'exécution d'un prétraitement de tonalité chromatique sur des images adjacentes parmi de multiples images de visages humains triées.

4. Procédé selon la revendication 3, dans lequel le tri des multiples images de visages humains comprend le tri des multiples images de visages humains en fonction des tailles de visages humains.

5. Procédé selon la revendication 3, dans lequel le tri des multiples images de visages humains comprend le tri des multiples images de visages humains en fonction de l'intensité des images.

6. Procédé selon la revendication 2 ou 4, dans lequel le procédé comprend en outre: l'exécution d'un prétraitement d'intensité sur des images adjacentes parmi les multiples images pour réduire une différence d'intensité entre les images adjacentes ; et la détermination de la quantité de trames intermédiaires entre les images adjacentes en fonction d'un différentiel entre points caractéristiques des images adjacentes sur lesquelles le prétraitement de tonalité chromatique a été exécuté comprend : la détermination de la quantité de trames intermédiaires entre les images adjacentes en fonction d'un différentiel entre points caractéristiques des images adjacentes sur lesquelles le prétraitement de tonalité chromatique et le prétraitement d'intensité ont été exécutés.

7. Procédé selon la revendication 6, dans lequel le prétraitement d'intensité comprend spécifiquement : l'exécution d'un calcul en fonction de l'intensité des images adjacentes pour obtenir une différence d'intensité entre les images adjacentes, l'obtention d'une valeur absolue de différence d'intensité en fonction de la différence d'intensité, et, lorsque la valeur absolue de différence est supérieure à un deuxième seuil, la détermination tout d'abord d'une image dont l'intensité a besoin d'être ajustée dans les images adjacentes et d'une manière d'ajuster l'intensité en fonction de la différence d'intensité, puis l'exécution, selon la manière d'ajuster l'intensité, d'un ajustement d'intensité sur l'image dont l'intensité a besoin d'être ajustée.

8. Procédé selon la revendication 7, dans lequel l'exécution d'un calcul en fonction de l'intensité des images adjacentes pour obtenir la différence d'intensité entre les images adjacentes comprend : la soustraction d'une valeur d'intensité moyenned'une deuxième image depuis une valeur d'intensité moyenne d'une première image dans les images adjacentes pour obtenir la différence d'intensité entre les images adjacentes ; et l'exécution, selon la manière d'ajuster l'intensité, d'un ajustement d'intensité sur l'image qui a besoin d'être ajustée comprend : si la différence d'intensité est supérieure à zéro, la diminution d'une intensité de chaque pixel dans la première image ou l'augmentation d'une intensité de chaque pixel dans la deuxième image, et si la différence d'intensité est inférieure à zéro, l'augmentation d'une intensité de chaque pixel dans la première image ou la diminution d'une intensité de chaque pixel dans la deuxième image.

9. Procédé selon la revendication 1 ou 2, dans lequel la détermination de la quantité de trames intermédiaires en fonction du différentiel entre points caractéristiques des images adjacentes sur lesquelles le prétraitement de tonalité chromatique a été exécuté comprend : lorsqu'une valeur du différentiel entre points caractéristiques des images adjacentes tombe dans un premier intervalle, la détermination de la quantité de trames intermédiaires en tant que première quantité ; et lorsqu'une valeur du différentiel entre points caractéristiques des images adjacentes tombe dans un deuxième intervalle, la détermination de la quantité de trames intermédiaires en tant que deuxième quantité, une valeur du premier intervalle étant inférieure à une valeur du deuxième intervalle, et la première quantité étant inférieure à la deuxième quantité.

10. Dispositif de génération d'une animation de morphage, comprenant : un module de prétraitement de tonalité chromatique, configuré pour exécuter un prétraitement de tonalité chromatique sur des images adjacentes parmi de multiples images pour réduire une différence de tonalité chromatique entre les images adjacentes ; un module de génération de trames intermédiaires, configuré pour déterminer la quantité de trames intermédiaires en fonction d'un différentiel entre points caractéristiques des images adjacentes sur lesquelles le prétraitement de tonalité chromatique est exécuté par le module de prétraitement de tonalité chromatique, le différentiel entre points caractéristiques étant obtenu par calcul en fonction d'une distance entre pixels de points caractéristiques qui correspondent aux images adjacentes, générer, entre les images adjacentes, par une technologie de distorsion d'image, des images de trames intermédiaires, la quantité d'images de trames intermédiaires étant la même que celle des trames intermédiaires, et insérer les images de trames intermédiaires entre les images adjacentes ; et un module de génération d'animation, configuré pour générer une animation de morphage à partir des multiples images et des images de trames intermédiaires qui sont insérées entre toutes les images adjacentes parmi les multiples images ; étant spécifié que le prétraitement de tonalité chromatique comprend :

la soustraction d'une valeur de tonalité chromatique moyenne d'une deuxième image dans les images adjacentes depuis une valeur de tonalité chromatique moyenne d'une première image dans les images adjacentes pour obtenir la différence de tonalité chromatique entre la première image et la deuxième image ;
l'obtention d'une valeur absolue de différence de tonalité chromatique en fonction de la différence de tonalité chromatique,
lorsque la valeur absolue de différence de tonalité chromatique est supérieure à un premier seuil,
si la différence de tonalité chromatique est supérieure à zéro, la diminution d'une tonalité chromatique de chaque pixel dans la première image ou l'augmentation d'une tonalité chromatique de chaque pixel dans la deuxième image, et
si la différence de tonalité chromatique est inférieure à zéro, l'augmentation d'une tonalité chromatique de chaque pixel dans la première image ou la diminution d'une tonalité chromatique de chaque pixel dans la deuxième image.

11. Dispositif selon la revendication 10, dans lequel les multiples images sont de multiples images de visages humains ; et le module de prétraitement de tonalité chromatique est configuré pour exécuter un prétraitement de tonalité chromatique sur des images adjacentes parmi les multiples images de visages humains pour réduire une différence de tonalité chromatique des images adjacentes.

12. Dispositif selon la revendication 11, dans lequel le dispositif comprend en outre un module de tri, configuré pour trier les multiples images de visage humain ; et le module de prétraitement de tonalité chromatique est configuré pour exécuter un prétraitement de tonalité chromatique sur les images adjacentes parmi les multiples images qui sont triées par le module de tri.

13. Dispositif selon la revendication 12, dans lequel le module de tri est configuré pour trier les multiples images de visages humains en fonction des tailles de visages humains.

14. Dispositif selon la revendication 12, dans lequel le module de tri est configuré pour trier les multiples images de visages humains en fonction de l'intensité des images.

15. Dispositif selon la revendication 11 ou 13, dans lequel le dispositif comprend en outre un module de prétraitement d'intensité, configuré pour exécuter un prétraitement d'intensité sur les images adjacentes parmi les multiples images de visages humains ; et le module de génération de trames intermédiaires est configuré pour déterminer la quantité de trames intermédiaires en fonction d'un différentiel entre points caractéristiques des images adjacentes sur lesquelles le prétraitement de tonalité chromatique et le prétraitement d'intensité ont été exécutés.

16. Dispositif selon la revendication 15, dans lequel le module de prétraitement d'intensité est spécifiquement configuré pour : exécuter un calcul en fonction de l'intensité des images adjacentes pour obtenir une différence d'intensité entre les images adjacentes, obtenir une valeur absolue de différence d'intensité en fonction de la différence d'intensité, et, lorsque la valeur absolue de différence est supérieure à un deuxième seuil, déterminer une image dont l'intensité a besoin d'être ajustée dans les images adjacentes et d'une manière d'ajuster l'intensité en fonction de la différence, puis exécuter, selon la manière d'ajuster l'intensité, un ajustement d'intensité sur l'image dont l'intensité a besoin d'être ajustée.

17. Dispositif selon la revendication 11, dans lequel le module de génération de trames intermédiaires est spécifiquement configuré pour : lorsqu'une valeur de similitude des images adjacentes tombe dans un premier intervalle, déterminer la quantité de trames intermédiaires en tant que première quantité ; et lorsqu'une valeur de similitude des images adjacentes tombe dans un deuxième intervalle, la déterminer la quantité de trames intermédiaires en tant que deuxième quantité, une valeur du premier intervalle étant inférieure à une valeur du deuxième intervalle, et la première quantité étant inférieure à la deuxième quantité.

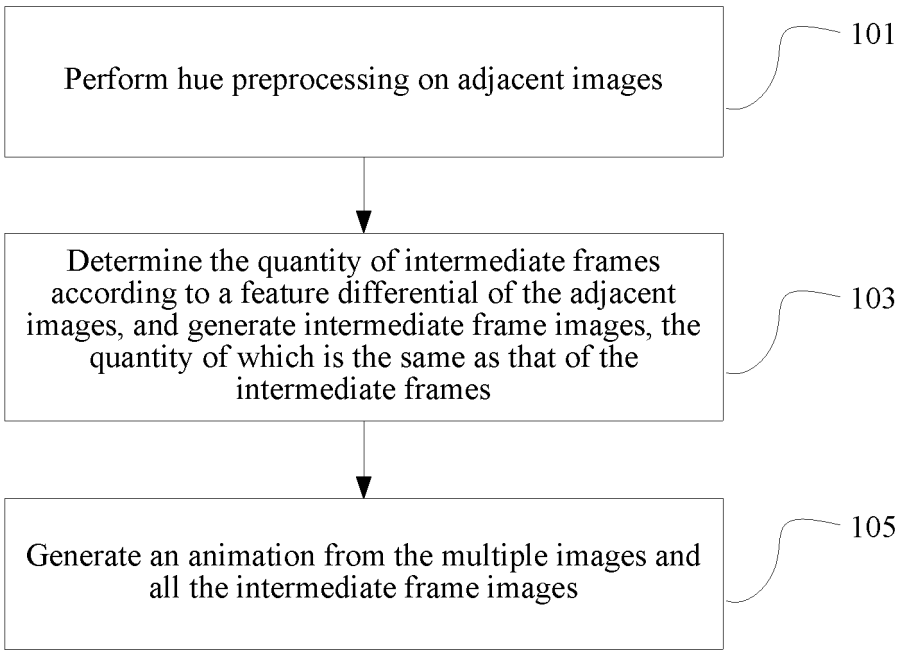
Perform hue preprocessing on adjacent images
101
Determine the quantity of intermediate frames according to a feature differential of the adjacent images, and generate intermediate frame images, the quantity of which is the same as that of the intermediate frames
103
Generate an animation from the multiple images and all the intermediate frame images
105

FIG. 1

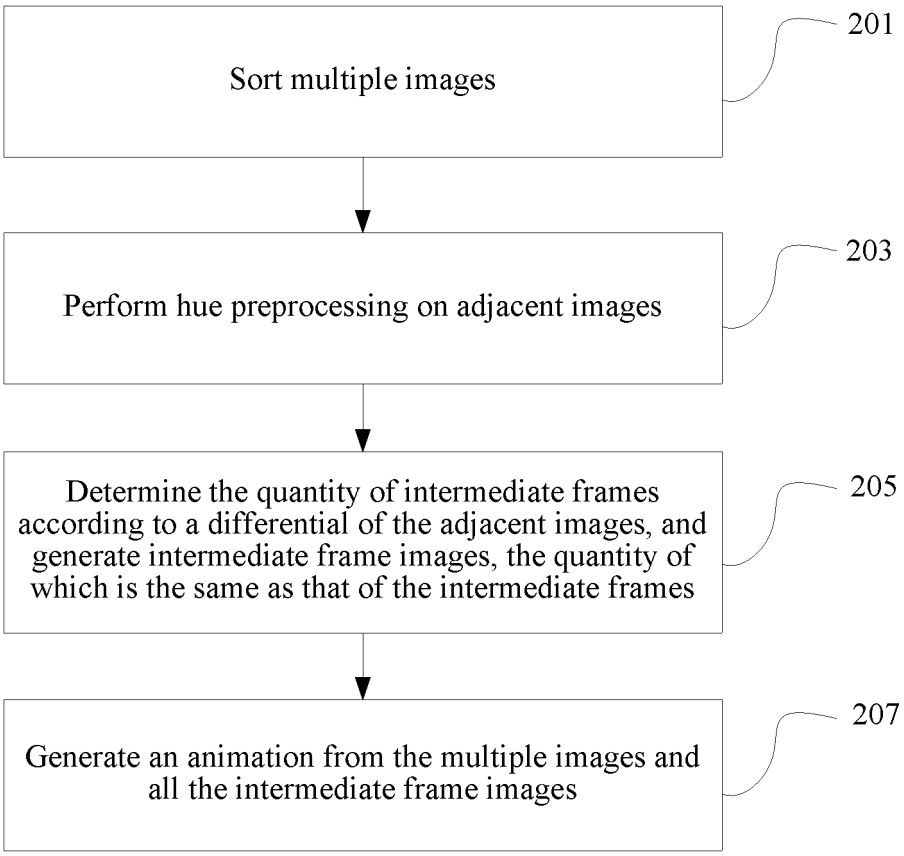
Sort multiple images
201
Perform hue preprocessing on adjacent images
203
Determine the quantity of intermediate frames according to a differential of the adjacent images, and generate intermediate frame images, the quantity of which is the same as that of the intermediate frames
205
Generate an animation from the multiple images and all the intermediate frame images
207

FIG. 2

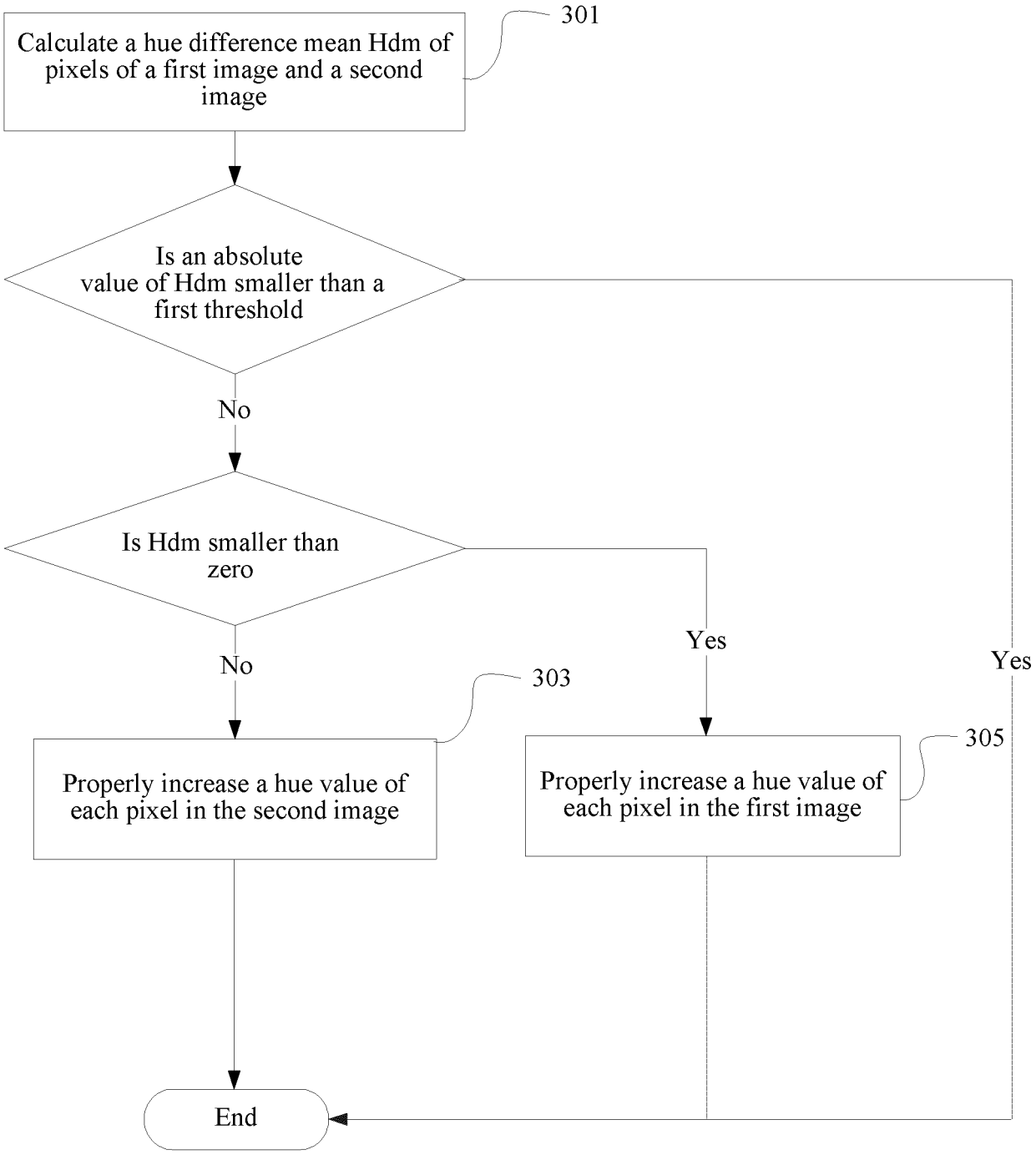
301
Calculate a hue difference mean Hdm of pixels of a first image and a second image
Is an absolute value of Hdm smaller than a first threshold
No
Is Hdm smaller than zero
Yes
No
303
Properly increase a hue value of each pixel in the second image
Properly increase a hue value of each pixel in the first image
305
Yes
End

FIG. 3

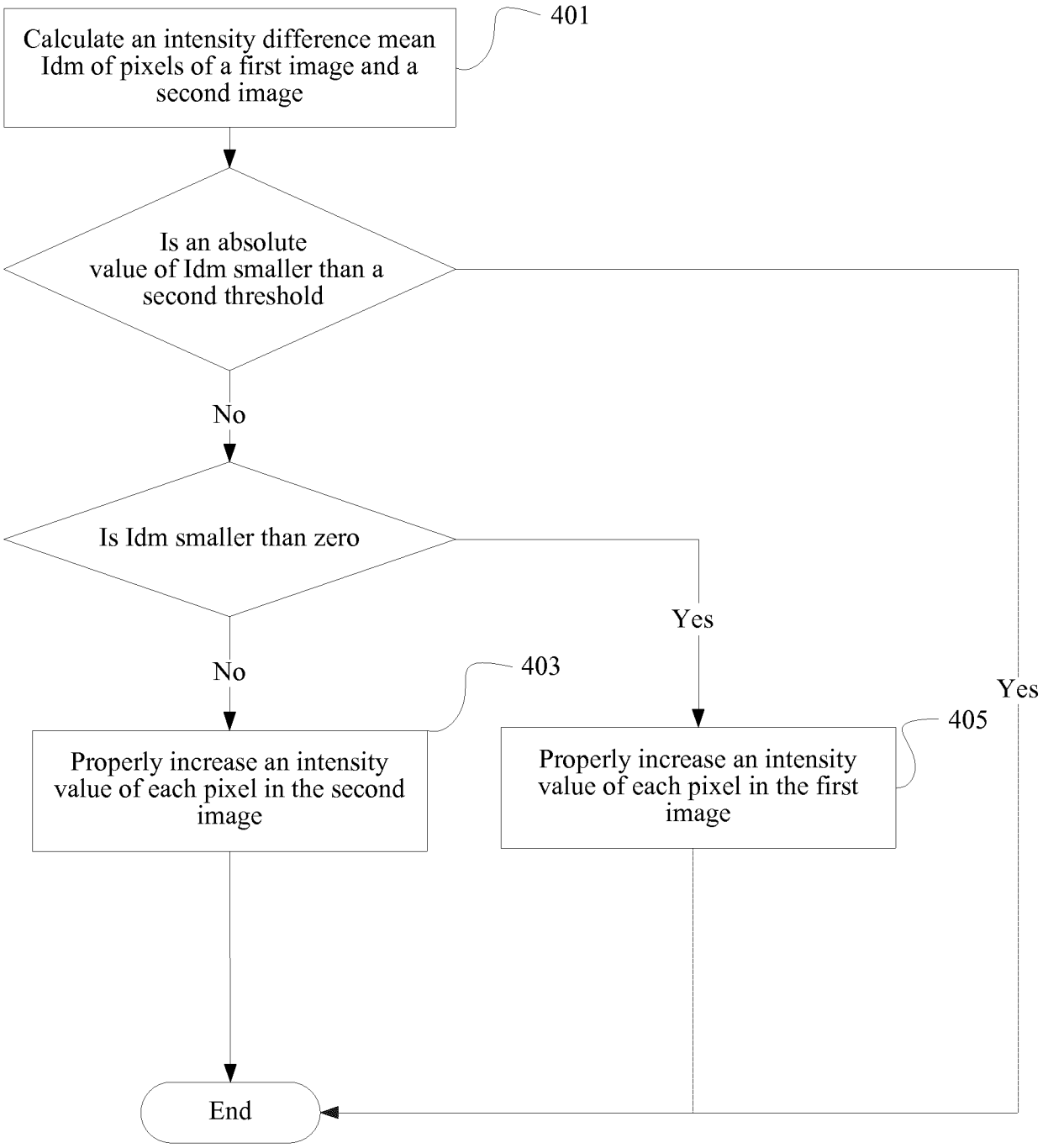
Calculate an intensity difference mean Idm of pixels of a first image and a second image
401
Is an absolute value of Idm smaller than a second threshold
Yes
No
Is Idm smaller than zero
Yes
No
403
405
Properly increase an intensity value of each pixel in the second image
Properly increase an intensity value of each pixel in the first image
End

FIG. 4

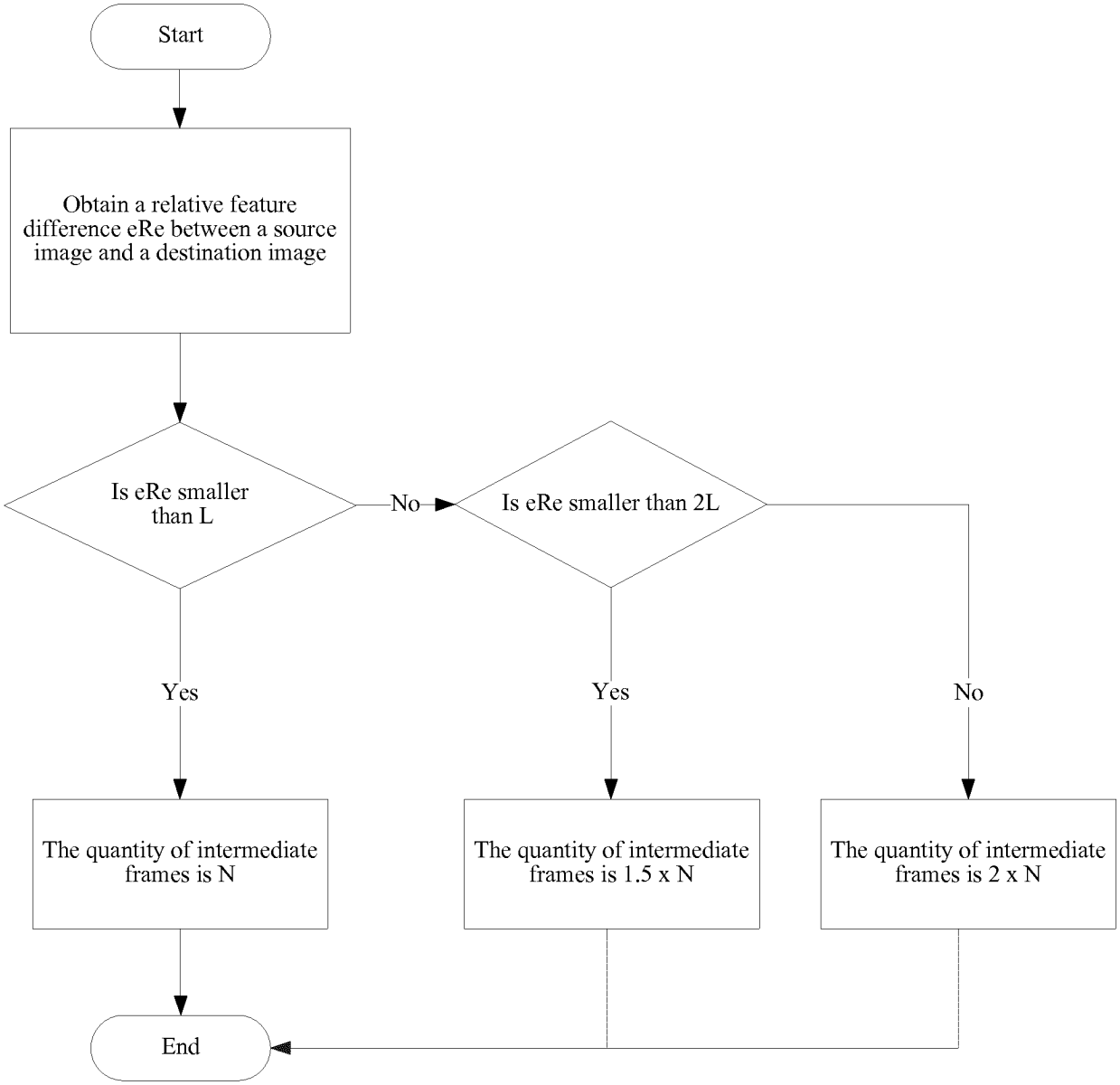
Start
Obtain a relative feature difference eRe between a source image and a destination image
Is eRe smaller than L
No
Is eRe smaller than 2L
Yes
Yes
No
The quantity of intermediate frames is N
The quantity of intermediate frames is 1.5 x N
The quantity of intermediate frames is 2 x N
End

FIG. 5

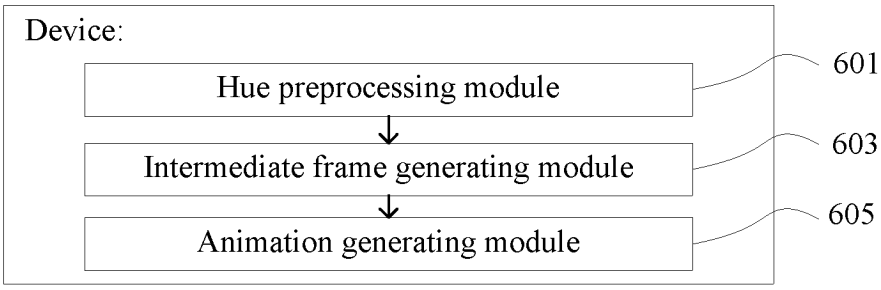
Device:
Hue preprocessing module
Intermediate frame generating module
Animation generating module
601
603
605

FIG. 6


Receive images used for generating an animation
701
Perform hue preprocessing on adjacent images among multiple images
703
Generate and insert intermediate images between the adjacent images, and generate a morphing animation
705
Use the animation as a playback ground for a music player
707

FIG. 7

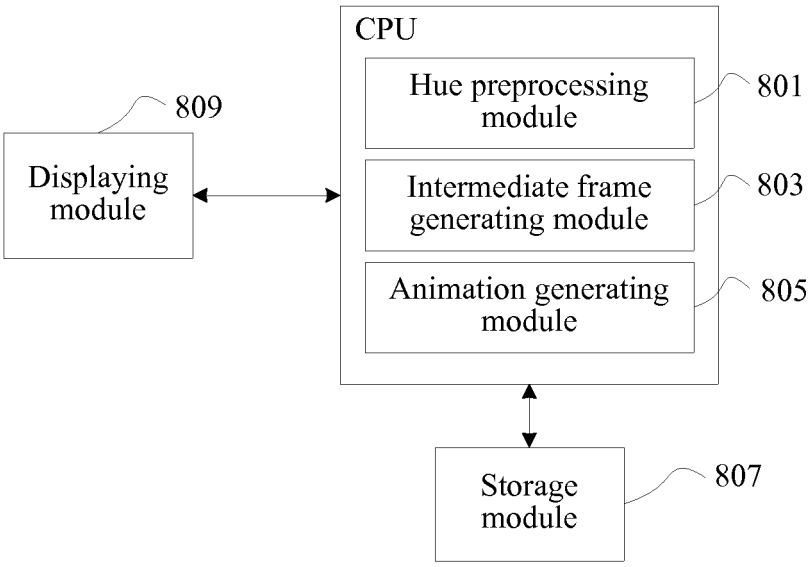
CPU
Hue preprocessing module
801
Intermediate frame generating module
803
Animation generating module
805
809
Displaying module
Storage module
807

FIG. 8

REFERENCES CITED IN THE DESCRIPTION

This list of references cited by the applicant is for the reader's convenience only. It does not form part of the European patent document. Even though great care has been taken in compiling the references, errors or omissions cannot be excluded and the EPO disclaims all liability in this regard.

Patent documents cited in the description

- US 2004056857 A1 **[0007]**

Non-patent literature cited in the description

- **EDOARDO ARDIZZONE et al.** *Automatic Generation of Subject-Based Image Transitions,* 14 September 2011 **[0006]**
- **IWANOWSKI M.** Image morphing based on morphological interpolation combined with linear filtering. *JOURNAL OF WSCG UNIV. WEST BOHEMIA CZECH REPUBLIC,* 2002, vol. 10 (1), ISSN 1213-6972, 233-240 **[0008]**
- **KARUNGARU S et al.** *Morphing face images using automatically specified features,* 27 December 2003 **[0009]**
- **WOLBERG G.** *Image morphing: a survey,* 01 January 1998 **[0010]**
- **ALEXEI EFROS.** Image Warping and Morphing. *Computational Photography, CMU, Fall,* 2007 **[0011]**