Case No.: IPR2023-00207
U.S. Patent No. 11,224,241

R. G. Berger (Ed.)

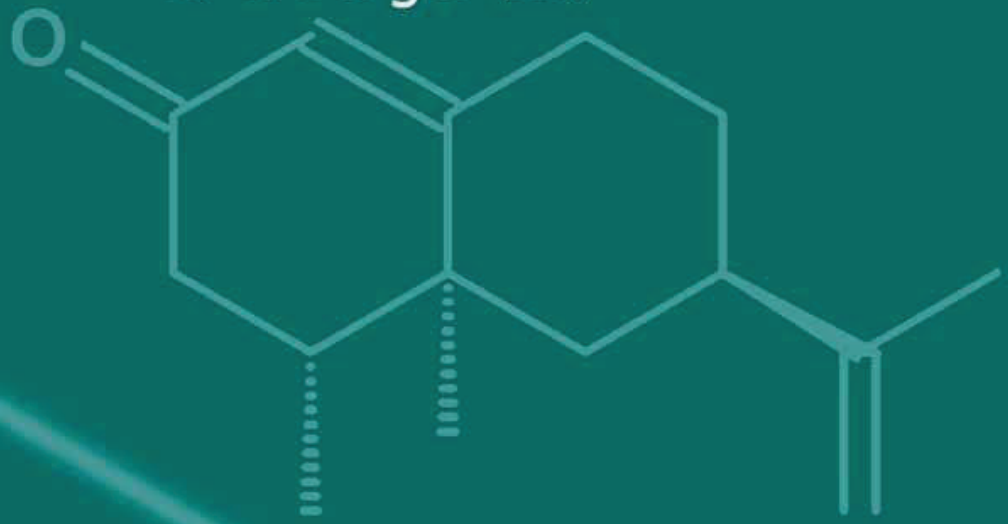

# Flavours and Fragrances

## Chemistry, Bioprocessing and Sustainability

Springer

# Flavours and Fragrances

## Chemistry, Bioprocessing and Sustainability

Case No.: IPR2023-00207
U.S. Patent No. 11,224,241

R. G. Berger (Ed.)

# Flavours and Fragrances

## Chemistry, Bioprocessing and Sustainability

With 231 Figures and 61 Tables

Springer

Motif Exhibit 1099, Page 3 of 31

**Prof. Dr. Ralf Günter Berger**
Universität Hannover
FB Chemie, Institut für Lebensmittelchemie
Wunstorferstraße 14
30453 Hannover, Germany
rg.berger@lci.uni-hannover.de

Library of Congress Control Number: 2006939012
ISBN 978-3-540-49338-9 Springer Berlin Heidelberg New York
DOI 10.1007/b136889

This work is subject to copyright. All rights are reserved, whether the whole or part of the material is concerned, specifically the rights of translation, reprinting, reuse of illustrations, recitation, broadcasting, reproduction on microfilms or in any other way, and storage in data banks. Duplication of this publication or parts thereof is permitted only under the provisions of the German Copyright Law of September 9, 1965, in its current version, and permission for use must always be obtained from Springer-Verlag. Violations are liable for prosecution under the German Copyright Law.

Springer is a part of Springer Science + Business Media
springeronline.com
©Springer-Verlag Berlin Heidelberg 2007
Printed in Germany

The use of general descriptive names, registered names, trademarks, etc. in this publication does not imply, even in the absence of a specific statement, that such names are exempt from the relevant protective laws and regulations and therefore free for general use.
Product liability: The publishers cannot guarantee the accuracy of any information about dosage and application contained in this book. In every individual case the user must check such information by consulting the relevant literature.

Coverdesign: WMXDesign GmbH, Heidelberg
Typesetting & production: LE-TeX Jelonek, Schmidt & Vöckler GbR, Leipzig, Germany
Printed on acid-freepaper 2/3141/YL - 543210

# Preface

Our ancestors lived in intimacy with nature and knew well that their survival depended on a safe and fertile environment. The introduction of three-field rotation in the eighth century bc, for example, counteracted the depletion of soil and increased crop yields without negative side effects. The first definition of the modern term "sustainability" is usually ascribed to forest chief captain H. C. von Carlowitz, who in 1713 in his *Sylvicultura Oeconomica* formulated principles for a sensible economy of wood. From J. S. Mill (*Of the Stationary State*) to modern academic representatives, such as K. Boulding, D. E. Meadows (*The Limits to Growth*), R. Easterlin and H. E. Daly, the "ecological economists" have remained a concerned but rather ignored minority. The situation started to change after the famous Brundtland report (*Our Common Future*) of the UN defined sustainability as a desirable characteristic of development, which will not only meet current needs of people, but also will not jeopardise the ability of future generations to meet their demands and to choose their style of life. This definition includes a social dimension and was also adopted by Agenda 21 of the UNCED in 1992 in Rio de Janeiro.

A set of rules may aid in assessing the sustainable quality of a process:

- Consumption and regeneration of the raw materials should be balanced.
- Non-regenerative goods should be replaced.
- Generation of waste and its biological elimination should be balanced.
- Technical processes should match biological processes on the time scale.

A merely growth oriented economy must violate these rules. According to the first law of thermodynamics, energy in a closed system like the planet earth is finite (if we neglect the solar photon flux). Today mankind secures its survival by exploiting low-entropy resources, such as fossil fuels, concentrated minerals and higher plants, and by converting them to high-entropy products, such as carbon dioxide, cars and fine chemicals. However, as proven by our office desks, high entropy levels can only be lowered by energy input. Here the first and the second law of thermodynamics collide, and we apparently encounter the inner core of the conflict.

With the world running out of crude oil, species dying out at an alarming rate and political leaders seemingly little concerned about the predicted disasters, scientists should feel challenged to suggest solutions. A sustainable production

Case No.: IPR2023-00207
U.S. Patent No. 11,224,241



of natural flavours, like wood, fats and oils, saccharides, phytomedicines, bioethanol, biopolymers and natural colours, mainly depends on the existence of reliable plant sources. But how long will the traditional sources of flavours last? Quality of soil, unfavourable weather conditions, insect infestations and sociopolitical instabilities may all adversely affect classical agricultural production. Are there new biosources that could replace exhausted ones? Will, as with vanillin production, the exploitation of waste streams of the agricultural and food industries gain importance? "White biotechnology" is propagated as an alternative option, but will bioprocesses possess stability, specificity, up-scalability and profitability? Will the recent advances in biotechnology be successfully transferred to industrial scales? How can the aspired match of economy and ecology be achieved?

In an attempt to compile the current status of sustainability in the flavour industry and the developments in the foreseeable future of flavour production, the present volume discusses consumer trends and preferences, legal and safety aspects; it describes renewable resources of flavours, such as spice plants, fruits, vegetables, fermented and heated plants, and natural building blocks; it presents analytical methods, such as gas chromatography coupled to human or electronic noses or to mass spectrometers; it deals with the isolation, quality control and formulation of flavours for liquid or dry products, with biotechnology to provide novel renewable resources, with enzymes, microbial and fungal cells to biotransform cheap substrates or to produce flavours de novo, and with plant cells as a resource of genes coding for metabolic activities in transgenic producers.

The manufacturers of flavours and fragrances and their scientists are working at the leading edge of research, they look back on a long history of using natural resources, and are profitable on the basis of renewables. A wealth of experience has been gathered on issues such as provenance and quality, safety, authenticity and on problems of isolation, processing and shelf life. On the basis of this fundament of knowledge, we should start to deal with sustainability now, before the looming problems start to deal with us.

Finally, I should like to express my sincere thanks to the contributors for their thoughts and writing efforts, and to the publishers for their continuing support and patience.

Hanover, Summer 2006 Ralf Günter Berger

Motif Exhibit 1099, Page 6 of 31

# Contents

1 **The Flavour and Fragrance Industry—Past, Present, and Future** . . . . . 1
MATTHIAS GUENTERT
References . . . . . 14

2 **Flavours: the Legal Framework** . . . . . 15
DIRK A. MÜLLER
2.1 Definitions . . . . . 15
2.2 Legal Positions . . . . . 16
2.2.1 Current Situation in the EU . . . . . 16
2.2.2 Expected Regulations on Flavourings in the EU in the Future . . . . . 18
2.2.3 Current Situation in the USA . . . . . 19
2.2.4 Current Situation in Japan . . . . . 20
2.2.5 Global Approach . . . . . 21
2.3 Legal Situation and Natural Flavourings, a Brief Reflection . . . . . 22
References . . . . . 23

3 **Olfaction, where Nutrition, Memory and Immunity Intersect** . . . . . 25
J. BRUCE GERMAN, CHAHAN YERITZIAN, VLADIMIR B. TOLSTOGUZOV
3.1 Introduction . . . . . 25
3.2 Memory Consolidation—Short-Term, Long-Term and Permanent Memories . . . . . 27
3.3 Multidimensional Biomemory . . . . . 30
3.4 Flavour Sensation as a Part of Personal Dietary Choices . . . . . 31
3.5 Measuring Flavour Perception Is Influenced by Several Factors . . . . . 31
3.6 The "Melody" of Coffee . . . . . 33
3.7 Metabolomics and the Metabolic Response to Foods . . . . . 36
3.8 Profiling of Postprandial Plasma Lipid Composition . . . . . 37
3.9 Profiling Signalling Lipids . . . . . 38
3.10 Conclusion . . . . . 39
References . . . . . 40

4 **Chemistry of Essential Oils** . . . . . 43
K. HÜSNÜ CAN BAŞER, FATIH DEMIRCI
4.1 What Is an Essential Oil? . . . . . 43
4.1.1 Non-terpenoid Hydrocarbons . . . . . 44

Case No.: IPR2023-00207
U.S. Patent No. 11,224,241



4.1.2 Terpenoids ... 45
4.1.3 $C_{13}$ Norterpenoids ... 63
4.1.4 Phenylpropanoids ... 64
4.1.5 Esters ... 65
4.1.6 Lactones ... 66
4.1.7 Phthalides ... 67
4.1.8 Nitrogen-Containing Essential Oil Constituents ... 68
4.1.9 Sulphur-Containing Essential Oil Constituents ... 69
4.1.10 Isothiocyanates ... 70
4.2 Impact of Chirality: Enantiomers ... 71
4.3 Analysis of Essential Oils ... 73
4.4 Conclusions ... 75
References ... 83

**5 Bioactivity of Essential Oils and Their Components ... 87**
ADOLFINA R. KOROCH, H. RODOLFO JULIANI, JULIO A. ZYGADLO
5.1 Introduction ... 87
5.2 Antimicrobial Activity ... 87
5.3 Antiviral Activity ... 90
5.4 Antioxidant Activity ... 91
5.5 Analgesic Activity ... 93
5.6 Digestive Activity ... 94
5.7 Anticarcinogenic Activity ... 96
5.8 Semiochemical Activity ... 100
5.9 Other Activities ... 102
5.10 Conclusions ... 102
References ... 103

**6 Citrus Flavour ... 117**
RUSSELL ROUSEFF, PILAR RUIZ PEREZ-CACHO
6.1 Introduction ... 117
6.2 Physical Characteristics of Citrus Fruit ... 118
6.3 Technological Flavour Products ... 119
6.3.1 Peel Oil ... 119
6.3.2 Essences ... 120
6.3.3 Petitgrain Oil ... 120
6.3.4 Oil of Neroli ... 120
6.4 Botanical Sources of Citrus Flavours ... 121
6.4.1 Sweet Orange *(Citrus sinensis)* ... 121
6.4.2 Sour/Bitter Orange *(C. aurantium)* ... 122
6.4.3 Lemon *(C. lemon)* ... 122
6.4.4 Grapefruit *(C. paradisi)* ... 123
6.4.5 Lime *(C. aurantifolia)* ... 124
6.4.6 Mandarin *(C. reticulata)* ... 124
6.5 Flavour-Impact Compounds ... 125
References ... 132

Case No.: IPR2023-00207
U.S. Patent No. 11,224,241



**7 Fruits and Vegetables of Moderate Climate** ... **135**
LARS P. CHRISTENSEN, MERETE EDELENBOS, STINE KREUTZMANN
7.1 Introduction ... **135**
7.2 Formation of Flavours in Fruits and Vegetables ... **136**
7.2.1 Compounds Formed by Degradation of Fatty Acids ... **137**
7.2.2 Compounds Formed from Amino Acids ... **140**
7.2.3 Compounds Formed from Glucosinolates ... **142**
7.2.4 Compounds of Terpenoid Origin ... **143**
7.2.5 Phenols and Related Compounds ... **143**
7.3 Fruits ... **145**
7.3.1 Pome Fruits ... **145**
7.3.2 Stone Fruits ... **148**
7.3.3 Berry Fruits ... **157**
7.3.4 Soft Fruits ... **165**
7.4 Vegetables ... **166**
7.4.1 Alliaceae ... **166**
7.4.2 Brassicaceae (Formerly Cruciferae) ... **169**
7.4.3 Cucurbitaceae ... **172**
7.4.4 Fabaceae (Formerly Leguminosae) and Solanaceae ... **173**
7.4.5 Apiaceae (Formerly Umbelliferae) ... **176**
7.5 Conclusions ... **180**
References ... **181**

**8 Tropical Fruit Flavour** ... **189**
MÁRIO ROBERTO MARÓSTICA JR, GLÁUCIA MARIA PASTORE
8.1 Introduction ... **189**
8.2 Guava (Genus *Psidium*) ... **189**
8.3 Banana (Genus *Musa*) ... **190**
8.4 Mango (*Mangifera indica*) ... **192**
8.5 Melon (*Cucumis melo*) ... **193**
8.6 Papaya (*Carica papaya*) ... **194**
8.7 Passion Fruit (*Passiflora edulis*) ... **195**
8.8 Pineapple (*Ananas comosus*) ... **196**
8.9 Cupuacu (*Theobroma grandiflorum*) ... **197**
8.10 Bacuri (*Platonia insignis* M. or *Platonia sculenta*) ... **198**
8.11 Sustainability of Tropical Cultivation ... **199**
References ... **200**

**9 Vanilla** ... **203**
H. KORTHOU, R. VERPOORTE
9.1 Introduction ... **203**
9.2 The Plant ... **204**
9.3 Vanillin ... **205**
9.4 Biosynthesis ... **205**
9.5 Enzymes ... **206**
9.6 Curing ... **209**

Case No.: IPR2023-00207
U.S. Patent No. 11,224,241



9.7 Chemistry . . . . . 210
9.8 Biotechnological Production of Vanillin . . . . . 211
9.9 Conclusions . . . . . 213
References . . . . . 213

**10 Flavour of Spirit Drinks: Raw Materials, Fermentation, Distillation, and Ageing 219**
NORBERT CHRISTOPH, CLAUDIA BAUER-CHRISTOPH
10.1 Introduction . . . . . 219
10.2 Flavour Compounds in Distilled Spirits . . . . . 220
10.2.1 Carbonyl Compounds . . . . . 220
10.2.2 Aliphatic and Aromatic Alcohols . . . . . 223
10.2.3 Fatty Acids . . . . . 223
10.2.4 Esters . . . . . 224
10.3 Important Flavour Compounds from Raw Materials . . . . . 224
10.4 Distillation—Separation and Fractionation of Flavour . . . . . 225
10.5 Flavour Compounds Originating from Ageing . . . . . 226
10.6 Flavour and Flavour-Related Aspects of Distilled Spirits . . . . . 227
10.6.1 Wine and Wine-Pomace Brandies . . . . . 227
10.6.2 Fruit Spirits . . . . . 228
10.6.3 Grain Spirits . . . . . 230
10.6.4 Vodka . . . . . 231
10.6.5 Rum, Cachaça . . . . . 231
10.6.6 Juniper-, Caraway-, and Aniseed-Flavoured Spirits . . . . . 232
10.6.7 Tequila, Mezcal . . . . . 233
10.6.8 *Shochu, Soju, Awamori* . . . . . 234
10.6.9 Absinth . . . . . 234
10.6.10 Liqueurs and Speciality Products . . . . . 235
10.7 Sustainability in Production of Flavour of Spirits . . . . . 237
10.8 Conclusions . . . . . 237
References . . . . . 238

**11 Wine Aroma . . . . . 241**
ULRICH FISCHER
11.1 Introduction . . . . . 241
11.2 Logic behind Varietal Aroma . . . . . 242
11.3 Chemical Basis of Varietal Aroma . . . . . 243
11.3.1 Monoterpenes . . . . . 243
11.3.2 $C_{13}$ Norisoprenoids . . . . . 246
11.3.3 Methoxypyrazines . . . . . 247
11.3.4 Sulphur Compounds with a Thiol Function . . . . . 247
11.4 Impact of Viticulture and Growing Conditions . . . . . 249
11.4.1 Sun Exposure . . . . . 249
11.4.2 Stress-Induced Aroma Compounds . . . . . 251
11.5 Impact of Enology . . . . . 253
11.5.1 Grape Processing . . . . . 255

Case No.: IPR2023-00207
U.S. Patent No. 11,224,241



11.5.2 Impact of Yeast . . . 256
11.5.3 Impact of Modern Wine Technology . . . 258
11.6 The Mystery of Wine Ageing . . . 262
11.7 Conclusion . . . 263
References . . . 264

**12 The Maillard Reaction: Source of Flavour in Thermally Processed Foods . . . 269**
DONALD S. MOTTRAM
12.1 Introduction . . . 269
12.2 The Chemistry of the Maillard Reaction . . . 270
12.2.1 Stages in the Maillard Reaction . . . 270
12.2.2 Strecker Degradation . . . 272
12.3 Classes of Aroma Compounds Formed in the Maillard Reaction . . . 274
12.3.1 Oxygen-Containing Compounds . . . 275
12.3.2 Nitrogen-Containing Compounds . . . 276
12.3.3 Sulphur-Containing Compounds . . . 278
12.4 Conclusion . . . 281
References . . . 282

**13 Chemical Conversions of Natural Precursors . . . 285**
PETER H. VAN DER SCHAFT
13.1 Introduction . . . 285
13.2 Terpenes as Renewable Resources for Terpene Flavour Molecules . . . 286
13.2.1 Pinenes from Turpentine . . . 286
13.2.2 Citral . . . 288
13.2.3 The Mint Components **L**-Menthol and **L**-Carvone . . . 289
13.2.4 Terpene Sulfur Compounds . . . 291
13.2.5 Other Terpene Derivatives . . . 292
13.3 Vanillin . . . 294
13.3.1 Vanillin Synthesis . . . 294
13.3.2 Vanillin Derivatives . . . 294
13.3.3 Heliotropine from Safrole . . . 295
13.4 Sugars as Precursors . . . 297
13.4.1 Sources of Xylose and Rhamnose . . . 297
13.4.2 Examples of Flavour Chemicals Derived from Sugars . . . 297
13.5 L-Cysteine and L-Methionine as Sources of Hydrogen Sulfide and Methanethiol . . . 299
13.5.1 Cysteine . . . 299
13.5.2 Methionine . . . 299
13.6 Chemical Conversions of Natural Precursors Obtained by Fermentation or from Residual Streams . . . 299
13.6.1 Aliphatic and Aromatic Esters . . . 299
13.6.2 Heterocyclic Flavour Molecules . . . 300
13.7 Conclusions . . . 301
References . . . 301

Case No.: IPR2023-00207
U.S. Patent No. 11,224,241



**14 Industrial Quality Control** ... **303**
HERBERT J. BUCKENHUESKES
14.1 Introduction ... **303**
14.2 Quality and Quality Management Systems ... **303**
14.3 Quality Control ... **305**
14.4 Physicochemical Methods ... **306**
14.5 Sensory Evaluation ... **307**
14.6 Specific Safety Aspects ... **307**
14.7 Microbial Aspects and Microbiological Methods ... **308**
14.8 Residues of Plant-Conditioning and Plant-Protective Agents ... **310**
14.9 Biologically Active Substances ... **311**
References ... **312**

**15 Advanced Instrumental Analysis and Electronic Noses** ... **313**
HUBERT KOLLMANNSBERGER, SIEGFRIED NITZ, IMRE BLANK
15.1 Introduction ... **313**
15.2 Multidimensional Gas Chromatography ... **314**
15.2.1 Classical Multidimensional Gas Chromatography ... **314**
15.2.2 Comprehensive Two-Dimensional Gas Chromatography ... **317**
15.3 Fast Gas Chromatography ... **322**
15.4 Electronic Noses ... **326**
15.4.1 Catalytic or Metal Oxide Sensor ... **327**
15.4.2 Metal Oxide Semiconductor Field-Effect Transistor ... **327**
15.4.3 Conducting Polymer Sensors ... **327**
15.4.4 Acoustic Wave Sensors ... **328**
15.4.5 Mass Spectrometry Based Systems ... **328**
15.4.6 Other Sensor Technologies ... **329**
15.4.7 Data Processing ... **330**
15.4.8 Applications, Potential and Limitations ... **331**
15.4.9 Conclusions ... **334**
15.5 Time-Resolved Analysis of Volatile Organic Compounds ... **336**
15.5.1 Proton-Transfer-Reaction Mass Spectrometry ... **337**
15.5.2 Resonance-Enhanced Multiphoton Ionisation Time-of-Flight Mass Spectrometry ... **344**
References ... **349**

**16 Gas Chromatography–Olfactometry of Aroma Compounds** ... **363**
WERNER GROSCH
16.1 Introduction ... **363**
16.2 The GC-O Experiment ... **363**
16.2.1 Introduction ... **363**
16.2.2 Isolation of the Volatile Fraction ... **364**
16.2.3 Yield ... **366**
16.3 Screening for Odorants by GC-O ... **367**
16.4 Dilution Analysis ... **368**
16.4.1 Introduction ... **368**

Case No.: IPR2023-00207
U.S. Patent No. 11,224,241



16.4.2 Aroma Extract Dilution Analysis (AEDA) ... 368
16.4.3 Aroma Extract Concentration Analysis ... 369
16 4.4 GC-O of Static Headspace Samples ... 371
16.4.5 Limitations of Extract Dilution Techniques ... 373
16.5 Enrichment and Identification ... 373
16.6 Aroma Model ... 374
16.6.1 Quantitative Analysis ... 374
16.6.2 Odour Activity Values ... 375
16.6.3 Aroma Model ... 375
References ... 377

**17 Enantioselective and Isotope Analysis—Key Steps to Flavour Authentication ... 379**
A. MOSANDL
17.1 Introduction ... 379
17.1.1 Isotope Discrimination ... 379
17.1.2 Enantioselectivity ... 379
17.2 Enantioselective Capillary Gas Chromatography ... 380
17.2.1 Scope ... 380
17.2.2 Analytical Conditions ... 382
17.2.3 Enantioselective Multidimensional Gas Chromatography ... 383
17.2.4 Detection Systems ... 383
17.2.5 Limitations ... 385
17.3 Results and Discussion ... 388
17.3.1 Chiral $\gamma$-Lactones and $\delta$-Lactones ... 388
17.3.2 2-Alkylbranched Acids (Esters) ... 390
17.4 Stir-Bar Sorptive Extraction–Enantioselective Multidimensional Gas Chromatography–Mass Spectrometry ... 390
17.4.1 Tea Tree Oils ... 392
17.4.2 Isotope Discrimination ... 394
17.5 Capillary Gas Chromatography–Isotope Ratio Mass Spectrometry Techniques ... 394
17.5.1 Fundamentals ... 394
17.5.2 Validation ... 395
17.6 Comprehensive Authenticity Assessment ... 396
17.6.1 (*E*)-$\alpha$-Ionone and (*E*)-$\beta$-Ionone ... 396
17.6.2 Lavender Oil ... 400
17.7 Concluding Remarks ... 402
References ... 403

**18 Flavour-Isolation Techniques ... 409**
GARY A. REINECCIUS
18.1 Introduction ... 409
18.2 Isolation of Flavour Compounds for Analysis ... 409
18.2.1 Absorption (Polymer Trapping, Solid-Phase Microextraction, Stir Bar, Solid-Phase Extraction) ... 410
18.2.2 Distillation (Simultaneous Distillation/Extraction, Vacuum Distillation) ... 412

Case No.: IPR2023-00207
U.S. Patent No. 11,224,241



18.2.3 Solvent Extraction . . . 413
18.2.4 Combinations of Methods . . . 414
18.2.5 Comments on Aroma-Isolation Methods . . . 414
18.3 Isolation of Flavour from Plant Materials for Commercial Use . . . 414
18.3.1 Distillation (Essential Oils) . . . 415
18.3.2 Solvent Extraction (Oleoresins, Extracts, and Infusions) . . . 416
18.3.3 Cold Pressing (Citrus Oils) . . . 416
18.4 Isolation of Flavouring Materials from Waste Streams . . . 417
18.4.1 Spinning Cone Concentrator . . . 418
18.4.2 Absorption/Adsorption . . . 420
18.4.3 Extraction (from Gas or Liquid Streams) Using Cryogenic Traps or Solvents . . . 421
18.4.4 Membranes . . . 423
18.5 Summary . . . 425
References . . . 425

**19 Aroma Recovery by Organophilic Pervaporation . . . 427**
THOMAS SCHÄFER, JOÃO G. CRESPO
19.1 Membrane Processes in the Food Industry . . . 427
19.2 Recovery of Aromas and Aroma Profiles by Pervaporation . . . 429
19.2.1 Limitations and Technical Challenges . . . 432
19.2.2 Market Opportunities . . . 435
19.3 Concluding Remarks . . . 436
References . . . 437

**20 Encapsulation of Fragrances and Flavours: a Way to Control Odour and Aroma in Consumer Products . . . 439**
JEROEN J.G. VAN SOEST
20.1 Introduction . . . 439
20.2 Encapsulation . . . 440
20.2.1 Matrix or Coating Materials . . . 441
20.2.2 Hydrophilic Matrices . . . 442
20.2.3 Processing Routes . . . 442
20.2.4 Recent Developments and Trends . . . 447
20.3 Performance of Fragrances in Consumer Products . . . 450
20.4 Market Developments and Products . . . 452
20.5 Conclusions . . . 453
References . . . 453

**21 Creation and Production of Liquid and Dry Flavours . . . 457**
RAINER BARNEKOW, SYLVIA MUCHE, JAKOB LEY, CHRISTOPHER SABATER, JENS-MICHAEL HILMER, GERHARD KRAMMER
21.1 Modern Flavour Creation . . . 457
21.1.1 The Roots of Flavour Work . . . 457
21.1.2 Raw Materials—the Foundation of Every Creation . . . 458
21.1.3 Process Flavours . . . 463

Case No.: IPR2023-00207
U.S. Patent No. 11,224,241



21.1.4 Taste Modifiers . . . . . 464
21.1.5 Chemosensates . . . . . 470
21.1.6 Modern Tools for Flavour Development—Flavour Creation . . . . . 473
21.1.7 The Specifics of Flavour Application . . . . . 476
21.2 From Formula to Product . . . . . 477
21.2.1 Shelf-Life Stability . . . . . 477
21.2.2 Accelerated Shelf-Life Testing . . . . . 478
21.2.3 Chemical Interactions . . . . . 480
21.3 Flavour Production . . . . . 482
21.3.1 Liquid Flavours . . . . . 482
21.3.2 Dry Flavours . . . . . 483
21.4 Conclusion . . . . . 486
References . . . . . 486

**22 Enzymes and Flavour Biotechnology . . . . . 489**
M. MENZEL, P. SCHREIER
22.1 Introduction . . . . . 489
22.2 Hydrolytic Enzymes . . . . . 489
22.2.1 Lipases (EC 3.1.1.X) . . . . . 489
22.2.2 Glycosidases (EC 3.2.1.X) . . . . . 493
22.2.3 Flavorzyme® . . . . . 494
22.3 Oxireductases . . . . . 495
22.3.1 Horse Liver Alcohol Dehydrogenase (EC 1.1.1.1) . . . . . 495
22.3.2 Lipoxygenase (EC 1.13.11.12) . . . . . 496
22.3.3 Peroxidases (EC 1.11.1.X) . . . . . 497
22.3.4 Laccase (EC 1.10.3.2)/Germacrene A Hydroxylase . . . . . 499
22.3.5 Microbial Amine Oxidases (EC 1.4.3.X) . . . . . 499
22.3.6 Vanillyl Alcohol Oxidase (EC 1.1.3.38) . . . . . 500
22.4 Transferases . . . . . 501
22.4.1 Cyclodextrin Glucanotransferase (EC 2.4.1.19) . . . . . 501
22.5 Lyases . . . . . 502
22.5.1 D-Fructose-1,6-biphosphate Aldolase (EC 4.1.2.13) . . . . . 502
22.5.2 Sesquiterpene Synthase (EC 4.2.3.9) . . . . . 502
22.6 Conclusion . . . . . 502
References . . . . . 503

**23 Microbial Flavour Production . . . . . 507**
JENS SCHRADER
23.1 Introduction and Scope . . . . . 507
23.2 Characteristics of Microbial Flavour Production . . . . . 509
23.3 Non-volatile Flavour Compounds . . . . . 513
23.4 Volatile Flavour Compounds . . . . . 518
23.4.1 Aliphatic Compounds . . . . . 518
23.4.2 Aromatic Compounds . . . . . 530
23.4.3 Terpenes . . . . . 540

Case No.: IPR2023-00207
U.S. Patent No. 11,224,241



23.4.4 Lactones ... 555
23.4.5 O-Heterocycles, S- and N-Containing Compounds ... 561
References ... 566

**24 Microbial Processes ... 575**
C. LARROCHE, J.-B. GROS, P. FONTANILLE
24.1 Introduction: General Concepts on Biotransformation Multiphase Systems ... 575
24.1.1 Supercritical Fluids ... 575
24.1.2 Ionic Liquids ... 577
24.1.3 Organic–Aqueous Reaction Systems ... 579
24.2 Solvent Selection in Organic–Aqueous Systems ... 580
24.2.1 Molecular Toxicity of the Solvent ... 581
24.2.2 Phase-Toxicity Effect ... 582
24.3 Engineering Aspects ... 584
24.3.1 Vapour Pressure ... 585
24.3.2 Phase Equilibrium. Activity Coefficients ... 586
24.3.3 Contact Between Phases. Mass Transfer ... 589
24.4 Conclusion ... 595
References ... 595

**25 The Production of Flavours by Plant Cell Cultures ... 599**
A.H. SCRAGG
25.1 Introduction ... 599
25.2 Flavours ... 600
25.3 Plant Cell and Tissue Culture ... 602
25.3.1 Micropropagation ... 604
25.3.2 Plant Cell Suspensions ... 604
25.3.3 Biotransformation ... 609
25.3.4 Scale-Up ... 610
25.4 Discussion ... 610
References ... 611

**26 Genetic Engineering of Plants and Microbial Cells for Flavour Production ... 615**
WILFRIED SCHWAB
26.1 Genetic Engineering ... 615
26.2 Terpenoids ... 616
26.3 Hexenals ... 619
26.4 Esters ... 621
26.5 Vanillin ... 622
26.6 Miscellaneous ... 624
26.7 Conclusion ... 625
References ... 626

**Subject Index ... 629**

# 12 The Maillard Reaction: Source of Flavour in Thermally Processed Foods

**Donald S. Mottram**
Department of Food Biosciences,
University of Reading,
Whiteknights, Reading RG6 6AP, UK

## 12.1 Introduction

Since man first discovered fire, thermal treatment of foods has been one of the most common ways to prepare food. The use of heating improved the eating quality of food in terms of flavour and digestibility and it also became apparent that cooked food could be stored for longer time than the raw material. Cooked foods develop characteristic flavour and colour and the main reactions which take place are the breakdown of lipid, sugars, amino acids, carotenes, thiamine and other trace food components.

The Maillard reaction, which occurs between amino compounds and reducing sugars, has been recognised for over 60 years as one of the most important routes to flavour and browning in cooked foods [1]. This extremely complex reaction has been the subject of much research by food scientists seeking to identify compounds that provide the flavour and colour characteristics of heated foods (see reviews by Hodge [2], Hurrell [3], Mauron [4], Mottram [5] and Nursten [6, 7]). The reaction has implications in other areas of the food industry, including the deterioration of food during processing and storage (owing to the loss of essential amino acids and other nutrients) and the protective effect of the antioxidant properties of some Maillard reaction products [7]. In recent years the physiological significance of the reaction has been recognised in relation to in vivo glycation of proteins and the link to diabetic complications and cardiovascular and other diseases [7, 8]. The possibility of mutagenic compounds being formed in the Maillard reaction has also been recognised for many years and this was given particular attention in the 1980s when carcinogenic heterocyclic aromatic amines were isolated from well-grilled or charred steaks and were shown to derive from Maillard reactions involving amino acids, reducing sugars and creatinine [9]. In 2002 the Maillard reaction between the amino acid asparagine and reducing sugars was shown to be responsible for the formation of the suspect carcinogen acrylamide (2-propenamide) in fried and oven-cooked potato and cereal products at concentrations as high as 5 mg/kg [10, 11]. This illustrates the complexity of the reaction and its important place in food science.

Case No.: IPR2023-00207
U.S. Patent No. 11,224,241



The Maillard reaction is inextricably linked to the desirable flavour and colour characteristics of cooked foods and this review provides an insight into some of the chemistry associated with flavour generation in the reaction and the different aromas which are involved. The chemical pathways associated with the initial and intermediate stages of the Maillard reaction are presented and routes by which the important classes of aroma compounds may be formed from Maillard intermediates are discussed.

## 12.2 The Chemistry of the Maillard Reaction

Thermal reactions between amino acids and carbonyl compounds were first observed by Strecker [12] in 1862, who described the formation of aldehydes through oxidative degradation of amino acids. Soon after this Schiff [13] started investigating the addition reactions between amino and carbonyl groups. However, it was a French scientist, Louis-Camille Maillard, who in 1912 first reported the formation of colour through the interaction of amino acids with glucose [14]. The chemical interpretation of the reaction had to wait another 40 years until Hodge in 1953 drew up a scheme to explain the essential steps in the complex reaction [15]. It is noteworthy that some 50 years later the Hodge scheme still provides the basis for our understanding of the reaction.

### 12.2.1 Stages in the Maillard Reaction

The chemical mechanisms involved in initial stages of the Maillard reaction have been studied in some detail and involve the condensation of the carbonyl group of the reducing sugar with the amino compound to give a glycosylamine. During thermal processing this breaks down to various sugar dehydration and degradation products. These compounds interact with other reactive components such as amines, amino acids, aldehydes, hydrogen sulphide and ammonia, and it is these interactions which provide the basis for the colours and aromas which characterise cooked foods.

The scheme devised by Hodge divides the Maillard reaction into three stages. The reaction is initiated by the condensation of the carbonyl group of a reducing sugar with an amino compound (Scheme 12.1), producing a Schiff base. If the sugar is an aldose, this cyclises to an N-substituted aldosylamine. Acid-catalysed rearrangement gives a 1,2-enaminol, which is in equilibrium with its keto tautomer, an N-substituted 1-amino-2-deoxyketose, known as an Amadori rearrangement product. Ketosugars, such as fructose, give Heyns rearrangement products by related pathways. It is also considered that the N-substituted aldosylamine can degrade to fission products via free radicals without forming the Amadori or Heyns rearrangement products [16].

Motif Exhibit 1099, Page 18 of 31

Case No.: IPR2023-00207
U.S. Patent No. 11,224,241



The Amadori and Heyns rearrangement products are unstable above ambient temperature. They have various keto-enol tautomers, which undergo enolisation, deamination, dehydration and fragmentation steps giving rise to a collection of sugar dehydration and fragmentation products, containing one or more carbonyl groups, as well as furfurals, furanones and pyranones (Scheme 12.2). In this intermediate stage of the Maillard reaction the amino acid also undergoes deamination and decarboxylation through Strecker degradation (Sect. 12.2.2). The aldehydes, furfurals, furanones and other carbonyls produced at this stage may contribute to flavour characteristics associated with the Maillard reaction.

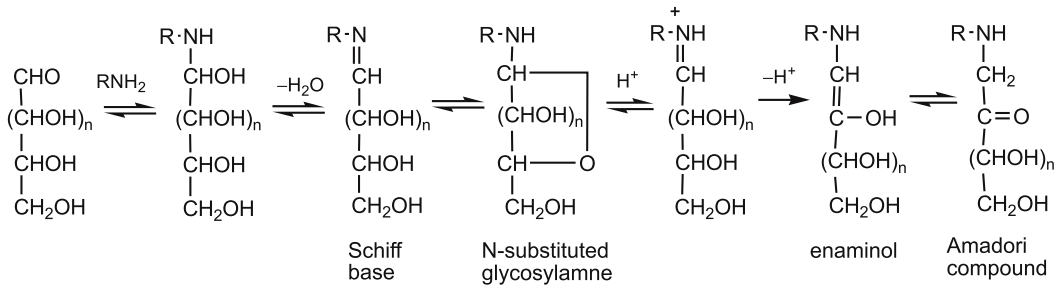


**Scheme 12.1** Initial steps in the Maillard reaction showing the formation of an Amadori compound

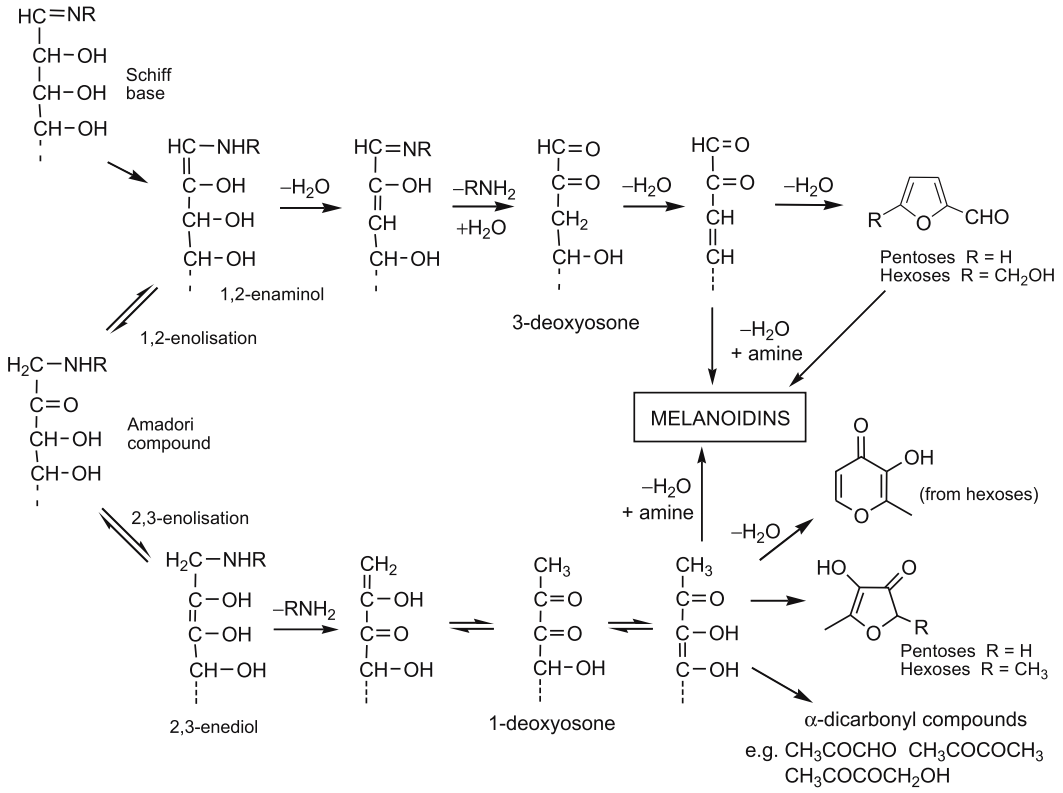


**Scheme 12.2** Intermediate stages of the Maillard reaction showing the formation of carbonyl compounds

Motif Exhibit 1099, Page 19 of 31

Case No.: IPR2023-00207
U.S. Patent No. 11,224,241



The products of the initial and intermediate stages of the Maillard reaction are colourless or pale yellow and Hodge attributed colour formation to the final stage of the reaction, where condensation between carbonyls (especially aldehydes) and amines occurs to give high molecular mass, coloured products known as melanoidins. These have been shown to contain heterocyclic ring systems, such as pyrroles, pyridines and imidazoles, but their detailed structures are unknown. The final stage of the reaction is of great importance for flavour formation when carbonyl compounds react with each other, as well as with amino compounds and amino acid degradation products, such as hydrogen sulphide and ammonia. It is these interactions that lead to the formation of flavour compounds, including important heterocyclics, such as pyrazines, pyrroles, furans, oxazoles, thiazoles and thiophenes.

### 12.2.2 Strecker Degradation

An important reaction associated with the Maillard reaction is the Strecker degradation of amino acids [12, 17]. In the initial and intermediate stages of the Maillard reaction the mechanisms focus on the degradation of sugar, initiated or catalysed by amino compounds. Strecker degradation, on the other hand, can be seen as the degradation of $\alpha$-amino acids initiated by carbonyl compounds. It is usually considered as the reaction between an amino acid and an $\alpha$-dicarbonyl compound in which the amino acid is decarboxylated and deaminated, yielding an aldehyde, containing one less carbon atom than the original acid (termed a Strecker aldehyde), and an $\alpha$-aminoketone (Scheme 12.3). However, the reaction need not be restricted to dicarbonyls. Any active carbonyl group which can form a Schiff base with the amino group of an amino acid should, under appropriate conditions, promote the decarboxylation and deamination of an amino acid. Thus, $\alpha$-hydroxycarbonyls and deoxyosones, formed as Maillard intermediates, as well as dicarbonyls, can act as Strecker reagents and produce Strecker aldehydes. Other carbonyl compounds found in foods which could act as Strecker reagents include 2-enals, 2,4-decadienals and dehydroascorbic acid.

Strecker degradation is very important in flavour generation, as it provides routes by which nitrogen and sulphur can be introduced into heterocyclic compounds in the final stage of the Maillard reaction. The $\alpha$-aminoketones are key precursors for heterocyclic compounds, such as pyrazines, oxazoles and thiazoles. In the case of alkylpyrazines, the most direct and important route for their formation is thought to be via self-condensation of $\alpha$-aminoketones, or condensation with other aminoketones [18]. If the amino acid is cysteine, Strecker degradation can lead to the production of hydrogen sulphide, ammonia and acetaldehyde, while methionine will yield methanethiol (Scheme 12.4). These compounds, together with carbonyl compounds produced in the Maillard reaction, provide intermediates for reactions giving rise to important aroma com-

Motif Exhibit 1099, Page 20 of 31

Case No.: IPR2023-00207
U.S. Patent No. 11,224,241



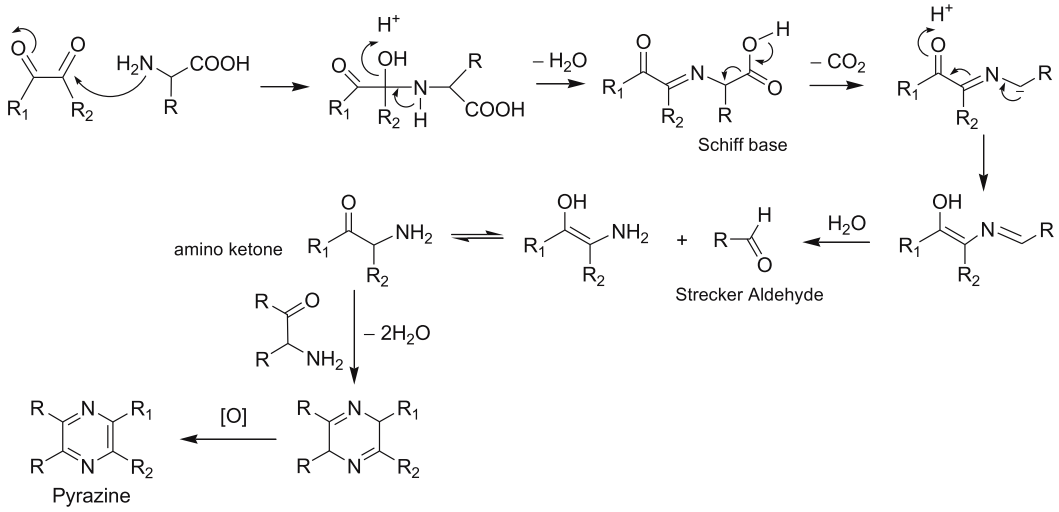


**Scheme 12.3** Strecker degradation

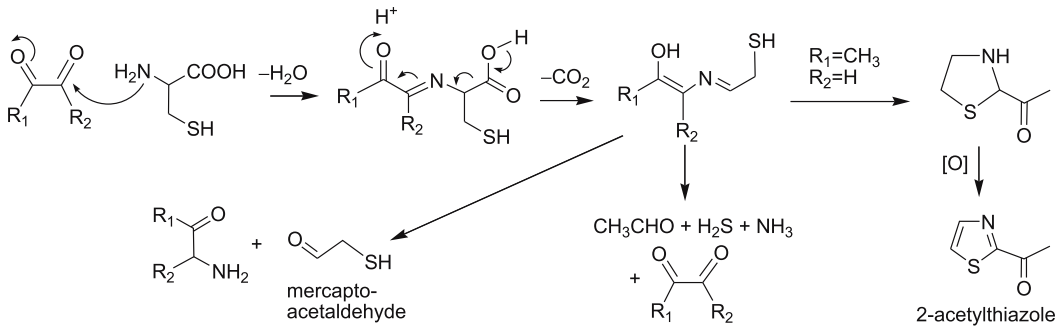


**Scheme 12.4** Strecker degradation of cysteine

pounds, including sulphur-containing compounds such as thiophenes, thiazoles, trithiolanes, thianes, thienothiophenes and furanthiols and disulphides.

Proline and hydroxyproline differ from the other amino acids in that they contain a secondary amino group in a pyrrolidine ring; therefore, they do not produce aminoketones and Strecker aldehydes in the reaction with dicarbonyls. However, nitrogen heterocyclics are produced, including 1-pyrroline, pyrrolidine, 2-acetyl-1-pyrroline and 2-acetyltetrahydropyridine (Scheme 12.5) [19].

Motif Exhibit 1099, Page 21 of 31

Case No.: IPR2023-00207
U.S. Patent No. 11,224,241



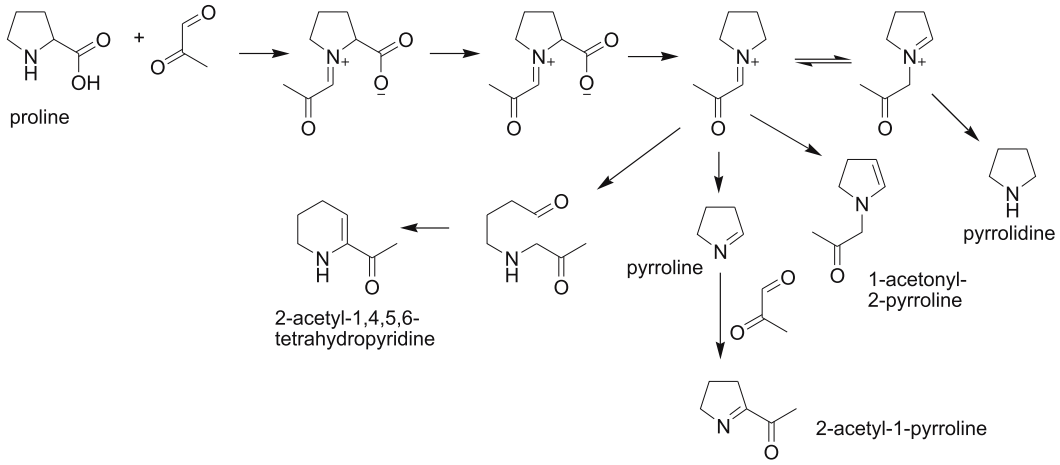


**Scheme 12.5** Routes to the formation of compounds with bread-like aromas from the reaction of proline with 2-oxopropanal

## 12.3 Classes of Aroma Compounds Formed in the Maillard Reaction

The aroma volatiles produced in the Maillard reaction have been classified into three groups by Nursten [6], and this provides a convenient way of viewing the origin of the complex mixture of volatile compounds derived from the Maillard reaction in foods:

1. "Simple" sugar dehydration/fragmentation products: furans, pyrones, cyclopentenes, carbonyl compounds, acids
2. "Simple" amino acid degradation products: aldehydes, sulphur compounds (e.g. hydrogen sulphide, methanethiol), nitrogen compounds (e.g. ammonia, amines)
3. Volatiles produced by further interactions: pyrroles, pyridines, pyrazines, imidazoles, oxazoles, thiazoles, thiophenes, dithiolanes, trithiolanes, dithianes, trithianes, furanthiols

The first group contains compounds produced in the early stages of the reaction by the breakdown of the Amadori or Heynes intermediates, and includes similar compounds to those found in the caramelisation of sugars. Many of these compounds possess aromas that could contribute to food flavour, but they are also important intermediates for other compounds. The second group comprises simple aldehydes, hydrogen sulphide or amino compounds that result from the Strecker degradation occurring between amino acids and dicarbonyl compounds.

The products in these two groups are capable of further reaction, and the subsequent stages of the Maillard reaction involve the interaction of furfurals, furanones and dicarbonyls with other reactive compounds such as amines, amino acids, hydrogen sulphide, thiols, ammonia, acetaldehyde and other aldehydes.

Motif Exhibit 1099, Page 22 of 31

Case No.: IPR2023-00207
U.S. Patent No. 11,224,241



These reactions lead to many important classes of flavour compounds that comprise the third group of compounds in the classification.

### 12.3.1 Oxygen-Containing Compounds

Furans and pyrans with oxygenated substituents (furfurals, furanones, pyranones) occur in the volatiles of all heated foods, and are among the most abundant products of the Maillard reaction. Compounds such as furfural, 5-hyroxymethylfurfural, 2-acetylfuran, maltol and isomaltol generally impart caramel-like, sweet, fruity characteristics to foods. 2,5-Dimethyl-4-hydroxy-3(2*H*)-furanone and its 5-methyl homologue, which have been found in many heated and non-heated foods, have aromas described as caramel-like, burnt pineapple-like, although at low concentrations the dimethyl derivative attains a strawberry-like note. These furanones are believed to be important contributors to the aroma of cooked meat in their own right and as precursors of other aroma compounds [20, 21]. The odour threshold values of furfurals and furanones are generally at the parts per million level [22]. Oxygenated furans may contribute to caramel-like, sweet aromas in heated foods; however, they are important intermediates to other flavour compounds, including thiophenes, furanthiols and other sulphur-containing compounds.

Aliphatic carbonyl compounds, such as diacetyl, which has a butter-like odour, also may contribute to the aromas derived from the Maillard reaction, and many of the Strecker aldehydes also have characteristic aromas (Table 12.1).

**Table 12.1** Aldehydes and some other related intermediates formed in by Strecker degradation

| Amino acid | Strecker aldehyde | Odour description |
|---|---|---|
| Valine | 2-Methylpropanal | Green, overripe fruit |
| Leucine | 3-Methylbutanal | Malty, fruity, toasted bread |
| Isoleucine | 2-Methylbutanal | Fruity, sweet, roasted |
| Phenylalanine | Phenylacetaldehyde | Green, floral, hyacinths |
| Methionine | Methional, methanethiol, 2-propenal | Vegetable-like aromas |
| Proline | Pyrrolidine, 1-pyrroline. No *Strecker* aldehyde | Important intermediates for bread-like aromas |
| Cysteine | Mercaptoacetaldehyde, acetaldehyde, hydrogen sulphide, ammonia | Important intermediates for meat-like aromas |

Motif Exhibit 1099, Page 23 of 31

Case No.: IPR2023-00207
U.S. Patent No. 11,224,241



## 12.3.2 Nitrogen-Containing Compounds

### 12.3.2.1 Pyrazines

These important aroma compounds are believed to contribute to the pleasant and desirable flavour of many different foods. Although tetramethylpyrazine was first isolated from the molasses of sugar beet in 1879 and several alkyl pyrazines were found in coffee in 1928, it was not until the mid-1960s that their occurrence in foods was widely reported, and since then this class of aroma compound has received considerable attention [23]. The alkylpyrazines generally have nutty, roast aromas with some eliciting earthy or potato-like comments [22]. The odour threshold values of the monomethylpyrazines, dimethylpyrazines, trimethylpyrazines and tetramethylpyrazines are all relatively high (above 1 mg/kg), and these pyrazines probably only play minor roles in food aromas. However, replacing one or more of the methyl groups with ethyl can give a marked decrease in the threshold value [24], and some ethyl-substituted pyrazines have sufficiently low threshold values for them to be important in the roast aroma of cooked foods.

Several mechanisms have been proposed for the formation of pyrazines in food flavours [18, 23, 25], but the major route is from $\alpha$-aminoketones, which are products of the condensation of a dicarbonyl with an amino compound via Strecker degradation (Scheme 12.3). Self-condensation of the aminoketones, or condensation with other aminoketones, affords a dihydropyrazine that is oxidised to the pyrazine.

### 12.3.2.2 Oxazoles and Oxazolines

Oxazoles have been found in relatively few cooked foods, although over 30 have been reported in coffee and cocoa, and 9 in cooked meat. Oxazolines have been found in cooked meat and roast peanuts, but not to any extent in other foods. 2,4,5-Trimethyl-3-oxazoline has been regularly detected in cooked meat [26], and when it was first identified in boiled beef [27] it was thought that the compound possessed the characteristic meat aroma; however, on synthesis it was shown to have a woody, musty, green flavour with a threshold value of 1 mg/kg [28]. Other 3-oxazolines have nutty, sweet or vegetable-like aromas and the oxazoles also appear to be green and vegetable-like [28]. The contribution of these compounds to the overall aroma of heated foods is probably not as important as the closely related thiazoles and thiazolines.

Motif Exhibit 1099, Page 24 of 31

Case No.: IPR2023-00207
U.S. Patent No. 11,224,241



#### 12.3.2.3
#### Pyrroles, Pyrrolines and Related Compounds

Pyrroles are found in the volatiles of most heated foods [29], although they have received less attention than some other classes of aroma volatiles. Some pyrroles may contribute desirable aromas, e.g. 2-acetylpyrrole has a caramel-like aroma, and pyrrole-2-carboxaldehyde is sweet and corn-like, but alkylpyrroles and acylpyrroles have been reported to have unfavourable odours [22]. Many more volatile pyrroles have been found in coffee than in other foods [30], and they are common products of amino acid–sugar model systems. Pyrroles are closely related in structure to the furans, and they are probably formed in a related manner from the reaction of a 3-deoxyketose with ammonia or an amino compound followed by dehydration and ring closure (cf. Scheme 12.2).

The characteristic aroma of wheat bread crust has been attributed to 2-acetyl-l-pyrroline, and its formation depends on the presence of bakers' yeast [31]. In model systems it was demonstrated that the acetylpyrroline is formed from the reaction of proline with pyruvaldehyde or dihydroxyacetone. Other compounds with bread-like aromas formed in the reaction of proline with pyruvaldehyde include l-acetonyl-2-pyrroline and 2-acetyltetrahydropyridine (Scheme 12.5). These compounds are unstable, which explains why the characteristic aroma of freshly baked bread disappears quickly during storage.

Since proline already contains a pyrrolidine ring it provides a potential source of nitrogen heterocyclics in the Maillard reaction, and a number of proline-containing model systems have been examined. Tressl et al. [32] identified more than 120 proline-specific compounds in the reaction of proline or hydroxyproline with various sugars. These include pyrrolines, pyrroles, pyridines, indolines, pyrrolizines and azepines, but relatively few of the compounds have been identified among food volatiles.

The roasting of foods such as malt or coffee can result in bitter-tasting compounds; however, until recently little was known about the chemistry of any compounds formed in the Maillard reaction that could be responsible for such tastes. Frank et al. [33] identified a new class of compound, 1-oxo-2,3-dihydro-1*H*-indolizinium-6-oxalates, from reaction mixtures containing xylose, rhamnose and alanine (Fig. 12.1). A number of such compounds have been reported and they appear to have low taste thresholds (below $1 \times 10^{-3}$ mmol/L).

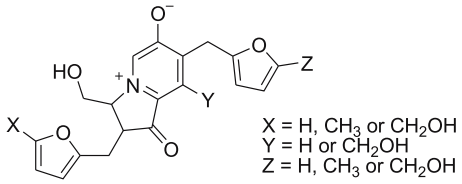


**Fig. 12.1** Structures of some bitter tasting 1-oxo-2,3-dihydro-1*H*-indolizinium-6-oxalates found in Maillard reaction systems

Motif Exhibit 1099, Page 25 of 31

Case No.: IPR2023-00207
U.S. Patent No. 11,224,241



### 12.3.3 Sulphur-Containing Compounds

Aliphatic thiols, sulphides and disulphides are found in the volatiles of heated foods; however, the majority of the sulphur compounds produced as a result of thermal treatment of food contain heterocyclic sulphur. These include thiophenes, thiopehnones, thiazoles, dithiazines, trithiolanes and trithaines. Over 250 different sulphur-containing volatiles have been reported in heated foods, with the largest numbers in coffee and meat [34]. It is interesting to note that foods from cereals and other plant sources appear to have many more nitrogen-containing than sulphur-containing volatiles, whilst in meat the opposite trend is observed. This may reflect the higher protein content of meat and, therefore, the greater availability of sources of sulphur in the form of the sulphur amino acids.

Hydrogen sulphide is a key intermediate in the formation of many heterocyclic sulphur compounds. It is produced from cysteine by hydrolysis or by Strecker degradation; ammonia, acetaldehyde and mercaptoacetaldehyde are also formed (Scheme 12.4). All of these are reactive compounds, providing an important source of reactants for a wide range of flavour compounds. Scheme 12.6 summarises the reactions between hydrogen sulphide and other simple intermediates formed in other parts of the Maillard reaction.

#### 12.3.3.1 Thiazoles and Thiazolines

Most cooked foods contain thiazoles. Simple alkyl-substituted thiazoles generally have odour threshold values in the range 1–1,000 μg/kg. Odour descriptions include green, vegetable-like, cocoa, nutty, and some are claimed to have meaty characteristics [22]. Although most alkylthiazoles result from thermal

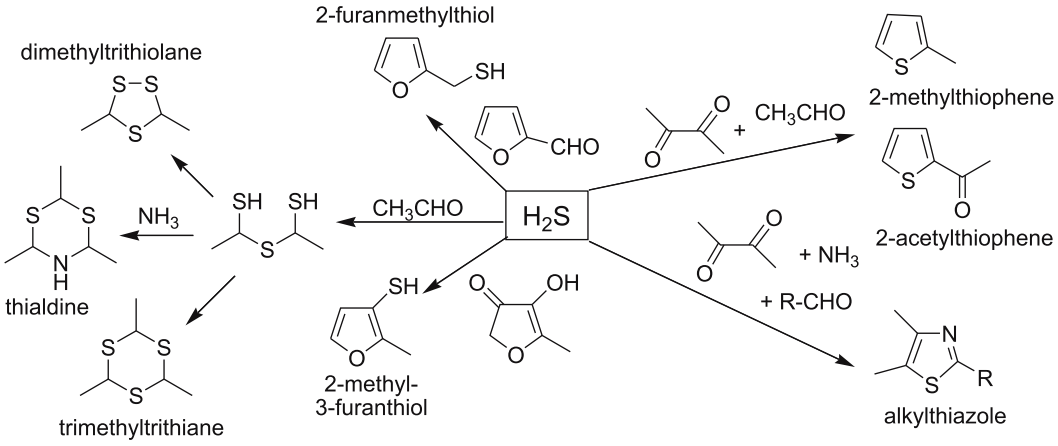


**Scheme 12.6** The formation of heterocyclic aroma compounds from the reaction of hydrogen sulphide with intermediates of the Maillard reaction

Motif Exhibit 1099, Page 26 of 31

Case No.: IPR2023-00207
U.S. Patent No. 11,224,241



reactions, some, such as 2-isobutylthizole, are biosynthesised. This compound makes a very important contribution to the aroma of fresh tomatoes [35]. 2-Acetylthiazole has been reported in a number of cooked foods, including meats, shellfish, coffee, nuts, cereals and some heated vegetables, and it probably makes important contributions to roast, nutty aromas in cooked foods. Mulders [36] proposed a pathway for its formation from the mercaptoiminenol intermediate in the Strecker degradation of cysteine and pyruvaldeyhde (Scheme 12.4). The route to alkylthiazoles probably involves the reaction of $\alpha$-dicarbonyls, such as 2,3-butanedione or 2-oxopropanal (pyruvaldehyde), with ammonia and hydrogen sulphide (Scheme 12.7). This mechanism requires the participation of an aliphatic aldehyde, whose alkyl chain becomes substituted in the 2-position of the thiazole. This aldehyde may be acetaldehyde or a simple Strecker aldehyde, resulting from Strecker degradation of an amino acid. Alternatively, it may be a lipid oxidation product, such as hexanal or nonanal. Several thiazoles with C4–C8 *n*-alkyl substituents have been found in the volatiles of cooked meat [37–39] and, recently, 48 2-alkyl-3-thiazolines were reported in the headspace volatiles of boiled beef from animals in which the meat contained raised levels of polyunsaturated fatty acids [40]. However, these compounds with long alkyl chains were not found to be potent odorants.

#### 12.3.3.2 Dithiazines

Thialdine (2,4,6-trimethyldihydro-1,3,5-dithiazine) is a six-membered heterocyclic compound containing sulphur and nitrogen in the ring. It was first reported in a food product in 1972 by Brinkman et al. [41], who identified it in heated pork. Subsequently it has been found in other meat species, as well as in peanuts, dry red beans, soybeans, boiled shrimp and several other seafoods [42]. Thialdine was reported to be the major volatile product obtained from a sample of boiled mutton [43]. Thialdine was first reported over 150 years ago by Wöhler and von Liebig [44], who showed that it was formed by the reaction of acetaldehyde, hydrogen sulphide and ammonia. The reaction occurs very readily without heating and, therefore, it is possible that it is formed during flavour-extraction procedures. Nevertheless, there is evidence that dihydrodithiazines do occur in food products and contribute to aroma [45].

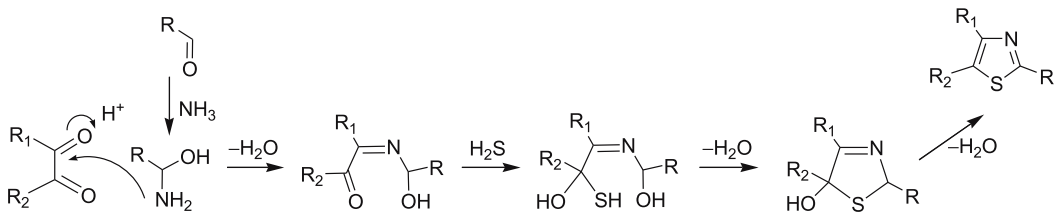


**Scheme 12.7** Route for the formation of thiazoles

Motif Exhibit 1099, Page 27 of 31

Case No.: IPR2023-00207
U.S. Patent No. 11,224,241



In the 1980s, several other dithiazines were identified in Antarctic krill [46] and later in shrimp [47] and dried squid [48]. They were considered to make important contributions to the aroma of these seafoods. Over 40 different dithiazine derivatives have now been identified in other foods, including beef, pork, chicken, grilled liver, roast peanuts, peanut butter and cocoa [42, 49]. The occurrence and sensory properties of these compounds have been discussed in an excellent review by Werkhoff et al. [42]. They also discuss the formation of these compounds in model systems comprising aldehydes, ammonia and hydrogen sulphide. The odour thresholds are reported to be in the range 5–500 μg/kg and the odour properties of 42 synthesised dithiazines are given in the review. Typical odour descriptors are roasted, onion, garlic-like, meaty, roast peanut, egg-like and sulphury.

#### 12.3.3.3
#### Furanthiols and Sulphides

A number of furans with thiol, sulphide or disulphide substitution have been reported as aroma volatiles, and these are particularly important in meat and coffee. In the early 1970s, it was shown that furans and thiophenes with a thiol group in the 3-position possess strong meat-like aromas and exceptionally low odour threshold values [50]; however, it was over 15 years before such compounds were reported in meat itself. In 1986, 2-methyl-3-(methylthio)furan was identified in cooked beef and it was reported to have a low odour threshold value (0.05 μg/kg) and a meaty aroma at levels below 1 μg/kg [51]. Gasser and Grosch [52] identified 2-methyl-3-furanthiol and the corresponding disulphide, bis(2-methyl-3-furanyl) disulphide, as major contributors to the meaty aroma of cooked beef. The odour threshold value of this disulphide has been reported as 0.02 ng/kg, one of the lowest known threshold values [53]. Other thiols which may contribute to meaty aromas include mercaptoketones, such as 2-mercaptopentan-3-one. 2-Furylmethanethiol (2-furfurylmercaptan) has also been found in meat, but is more likely to contribute to roasted rather than meaty aromas. Disulphides have also been found, either as symmetrical disulphides derived from two molecules of the same thiol or as mixed disulphides from two different thiols [54].

Disulphides and thiols containing a furan ring have also been found among the volatiles of coffee; however, those containing the 2-furylmethyl moiety are more abundant than compounds with the 2-methyl-3-furyl moiety. 2-Furylmethanethiol was first described as an important constituent of coffee in a patent published in 1926 [55]. Since then its 5-methyl homologue and various other thiols and disulphides have also been found [30]. These thiols have coffee-like characteristics at low concentrations, but are sulphurous and unpleasant at higher concentrations. An interesting bicyclic compound 2-methyl-3-oxa-8-thiabicyclo[3.3.0]-1,4-octadiene (kahweofuran), which is closely related to the 2-methyl-3-furanthio compounds, has also been identified in coffee.

Motif Exhibit 1099, Page 28 of 31

Case No.: IPR2023-00207
U.S. Patent No. 11,224,241



The routes involved in the formation of the various furan sulphides and disulphides involve the interaction of hydrogen sulphide with dicarbonyls, furanones and furfurals. Possible pathways are shown in Scheme 12.8. Furanthiols have been found in heated model systems containing hydrogen sulphide or cysteine with pentoses [56–58]. 2-Methyl-3-furanthiol has also been found as a major product in the reaction of 4-hydroxy-5-methyl-3(2*H*)-furanone with hydrogen sulphide or cysteine [21, 59]. This furanone is formed in the Maillard reaction of pentoses; alternatively it has been suggested that it may be produced by the dephosphorylation and dehydration of ribose phosphate, and that this may be a route to its formation in cooked meat [21, 60].

## 12.4 Conclusion

The Maillard reaction is a major source of flavour in cooked foods. The reaction is complex and, because different foods have different profiles of amino acids and sugars, a wide range of flavours are produced when foods are heated. Research over the past 50 years has provided some understanding of the chemical pathways that are involved in the reaction. The identification of a large number of volatile compounds, including many heterocyclic structures, in heated foods has helped flavour scientists understand some of the relationships between the structure of flavour compounds and the perceived flavour. An understanding of the Maillard reaction also provides the potential for improving the sensory quality of heated foods through better control of processing conditions and through the enhancement of the important precursors in the raw materials during the production of both plant and animal foods.

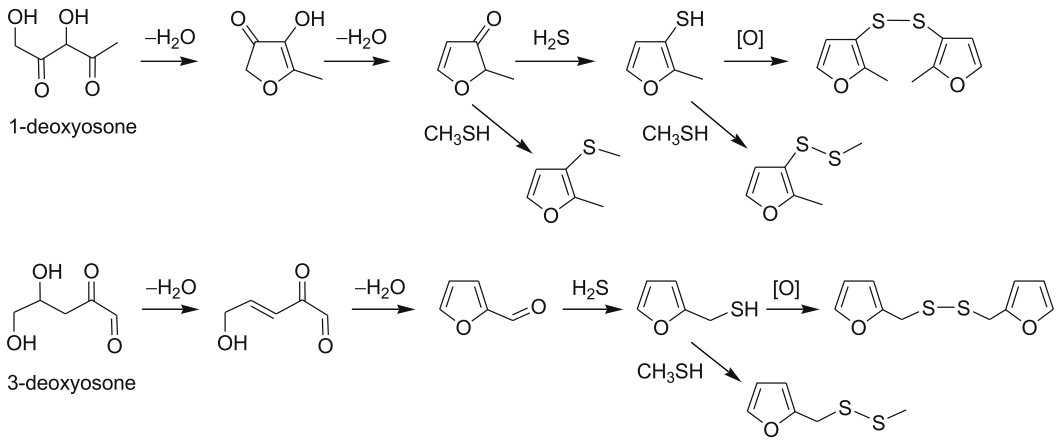


**Scheme 12.8** Routes for the formation of furanthiols, sulphides and disulphides in the Maillard reaction

Motif Exhibit 1099, Page 29 of 31

Case No.: IPR2023-00207
U.S. Patent No. 11,224,241



## References

1. Kawamura S (1983) In: Waller GR, Feather MS (eds) The Maillard Reaction in Foods and Nutrition. ACS Symposium Series 215. American Chemical Society, Washington, p 3
2. Hodge JE (1967) In: Schultz HW, Day EA, Libbey LM (eds) Chemistry and Physiology of Flavors. AVI, Westport, p 465
3. Hurrell RF (1982) In: Morton ID, MacLeod AJ (eds) Food Flavors. Elsevier, Amsterdam, p 399
4. Mauron J (1981) In: Eriksson C (ed) Maillard Reactions in Food. Pergamon, Oxford, p 3
5. Mottram DS (1994) In: Parliment TH, Morello MJ, McGorrin RJ (eds) Thermally Generated Flavors: Maillard, Microwave, and Extrusion Processes. ACS Symposium Series 543. American Chemical Society, Washington, p 104
6. Nursten HE (1980) Food Chem. 6:263
7. Nursten HE (2005) The Maillard Reaction. Royal Society of Chemistry, Cambridge
8. Ledl F, Schleicher E (1990) Angew. Chem. Int. Ed. Engl. 29:565
9. Negishi C, Wakabayashi M, Tsuda M, Sato S, Sigimura T, Saito H, Maeda M, Jagerstad M (1984) Mutat. Res. Lett. 140:55
10. Tareke E, Rydberg P, Karlsson P, Eriksson S, Törnqvist M (2002) J. Agric. Food Chem. 50:4998
11. Mottram DS, Wedzicha BL, Dodson AT (2002) Nature 419:448
12. Strecker A (1862) Liebigs Ann. Chem. 123:362
13. Schiff H (1866) Ann. Chem. Pharm. 140:92
14. Maillard LC (1912) C. R. 154:66
15. Hodge JE (1953) J. Agric. Food Chem. 1:928
16. Namiki N (1988) Adv. Food Res. 32:115
17. Schonberg A, Moubacher R, Mostafa A (1948) J. Chem. Soc. 176
18. Vernin G, Parkanyi C (1982) In: Vernin G (ed) Chemistry of Heterocyclic Compounds in Flavors and Aromas. Harwood, Chichester, p 151
19. Hodge JE, Mills FD, Fisher BE (1972) Cereal Sci. Today 17:34
20. Guth H, Grosch W (1994) J. Agric. Food Chem. 42:2862
21. Whitfield FB, Mottram DS (1999) J. Agric. Food Chem. 47:1626
22. Fors S (1983) In: Waller GR, Feather MS (eds) The Maillard Reaction in Foods and Nutrition. ACS Symposium Series 215. American Chemical Society, Washington, p 185
23. Maga JA (1982) In: Morton ID, MacLeod AJ (eds) Food Flavors. Elsevier, Amsterdam, p 283
24. Guadagni DG, Buttery RG, Turnbaugh JG (1972) J. Sci. Food Agric. 23:1435
25. Amrani-Hemaimi M, Cerny C, Fay LB (1995) J. Agric. Food Chem. 43:2818
26. Mottram DS (1991) In: Maarse H (ed) Volatile Compounds in Foods and Beverages. Dekker, New York, p 107
27. Chang SS, Hirai C, Reddy BR, Herz KO, Kato A (1968) Chem. Ind. 1639
28. Mussinan CJ, Wilson RA, Katz I, Hruza A, Vock MH (1976) In: Charalambous G, Katz I (eds) Phenolic, Sulphur and Nitrogen Compounds in Food Flavors. ACS Symposium Series 26. American Chemical Society, Washington, p 133
29. Maga JA (1981) J. Agric. Food Chem. 29: 691
30. Flament I (1991) In: Maarse H (ed) Volatile Compounds in Foods and Beverages. Dekker, New York, p 617

Case No.: IPR2023-00207
U.S. Patent No. 11,224,241



31. Grosch W, Schieberle P (1991) In: Maarse H (ed) Volatile Compounds in Foods and Beverages. Dekker, New York, p 41
32. Tressl R, Grunewald KG, Kersten E, Rewicki D (1985) J. Agric. Food Chem. 33:1137
33. Frank O, Jezussek M, Hofmann T (2003) J. Agric. Food Chem. 51:2693
34. Nijssen LM, Visscher CA, Maarse H, Willemsen LC (1996) Volatile Compounds in Food—Qualitative and Quantitative Data. TNO-CIVO Food Analysis Institute, Zeist
35. Buttery RG, Teranishi R, Ling LC (1987) J. Agric. Food Chem. 35:540
36. Mulders EJ (1973) Z. Lebensm. -Unters. -Forsch. 152:193
37. Elmore JS, Mottram DS (2000) J. Agric. Food Chem. 48:2420
38. Hartman GJ, Jin QZ, Collins GJ, Lee KN, Ho C-T, Chang SS (1983) J. Agric. Food Chem. 31:1030
39. Tang J, Jin QZ, Shen GH, Ho C-T, Chang SS (1983) J. Agric. Food Chem. 31:1287
40. Elmore JS, Mottram DS, Enser M, Wood JD (1997) J. Agric. Food Chem. 45:3603
41. Brinkman HW, Copier H, de Leuw JJM, Tjan SB (1972) J. Agric. Food Chem. 20:177
42. Werkhoff P, Güntert M, Hopp R (1992) Food Rev. Int. 8:391
43. Nixon LN, Wong E, Johnson CB, Birch EJ (1979) J. Agric. Food Chem. 27:355
44. Wöhler F, von Liebig J (1847) Ann. Chem. Pharm. 61:1
45. Ohloff G, Flament I, Pickenhagen W (1985) Food Rev. Int. 1:99
46. Kubota K, Kobayashi A, Yamanishi T (1982) Agric. Biol. Chem. 46:2835
47. Kubota K, Shijimaya H, Kobayashi A (1986) Agric. Biol. Chem. 50:2867
48. Kawai T, Ishida Y, Kakiuchi H, Ikeda N, Higashida T, Nakamura S (1991) J. Agric. Food Chem. 39:770
49. Velluz A, Brönner H, Näf R, Wüest H, Büchi G, Pickenhagen W (1994) Flavour Fragr. J. 9:81
50. Evers WJ, Heinsohn HH, Mayers BJ, Sanderson A (1976) In: Charalambous G, Katz I (eds) Phenolic, Sulfur and Nitrogen Compounds in Food Flavors. ACS Symposium Series 26. American Chemical Society, Washington, p 184
51. MacLeod G, Ames JM (1986) Chem. Ind. 175
52. Gasser U, Grosch W (1988) Z. Lebensm. -Unters. -Forsch. 186:489
53. Buttery RG, Haddon WF, Seifert RM, Turnbaugh JG (1984) J. Agric. Food Chem. 32:674
54. Mottram DS (1998) Food Chem. 62:415
55. Reichstein T, Staudinger H (1955) Perfum. Essent. Oil Rec. 46:86
56. Farmer LJ, Mottram DS, Whitfield FB (1989) J. Sci. Food Agric. 49:347
57. Hofmann T, Schieberle P (1995) J. Agric. Food Chem. 43:2187
58. Mottram DS, Whitfield FB (1995) J. Agric. Food Chem. 43:984
59. van den Ouweland GAM, Peer HG (1975) J. Agric. Food Chem. 23:501
60. Mottram DS, Nobrega ICC (1998) In: Contis ET, Ho C-T, Mussinan CJ, Parliment TH, Shahidi F, Spanier AM (eds) Food Flavours: Formation, Origin, Analysis and Packaging Influences. Developments in Food Science 40. Elsevier, Amsterdam, p 483