Attachment 42b

OCLC 1222940869 **No holdings in XXX - 171 other holdings**

Books

								Rec Stat		Entered	20201119	Replaced	20221025151712.6
Type	a	ELvl		Srce	d	Audn		Ctrl		Lang	eng		
BLvl	m	Form	o	Conf	0	Biog		MRec		Ctry	enk		
		Cont		GPub		LitF	0	Indx	1				
Desc	a	Ills		Fest	0	DtSt	s	Dates	2021,				

007 c $b r $e n
040 YDX $b eng $e pn $c YDX $d UKAHL $d UKMGB $d OCLCO $d OCLCF $d OPELS $d N$$T $d OCLCQ $d K6U
015 GBC0G4649 $2 bnb
016 7 019984817 $2 Uk
019 1225365019
020 9780128214640 $q (electronic bk.)
020 0128214643 $q (electronic bk.)
020 $z 9780128214534
020 $z 0128214538
037 9780128214640 $b Ingram Content Group
050 4 TX531
082 04 664 $2 23
090 $b
245 00 Food structure and functionality / $c edited by Charis M. Galanakis.
260 London : $b Academic Press, $c 2021.
300 1 online resource
336 text $b txt $2 rdacontent
337 computer $b c $2 rdamedia
338 online resource $b cr $2 rdacarrier
500 Includes index.
650 0 Food $x Composition.
650 7 Food $x Composition. $2 fast $0 (OCoLC)fst00930485
655 0 Electronic books.
655 4 Electronic books.
700 1 Galanakis, Charis M.
776 08 $i Print version: $z 9780128214640
776 08 $i Print version: $z 0128214538 $z 9780128214534 $w (OCoLC)1157874330
856 40 $3 EBSCOhost $u https://search.ebscohost.com/login.aspx?direct=true&scope=site&db=nlebk&db=nlabk&AN=2496081
856 40 $3 ScienceDirect $u https://www.sciencedirect.com/science/book/9780128214534
856 40 $3 VLeBooks $u http://www.vlebooks.com/vleweb/product/openreader?id=none&isbn=9780128214640

Attachment 42c

Copyright United States Copyright Office

The Library's Main Reading Room will close to researchers earlier than usual, at 5:00pm, on Thurs., Nov. 3. All other reading rooms will be open according to their daily schedules.

Try the Copyright Public Records System (CPRS) pilot with enhanced search features and filters.

Help | Search | History | Titles | Start Over

Public Catalog

Copyright Catalog (1978 to present)
Search Request: Left Anchored Title = food structure and functionality
Search Results: Displaying 1 of 1 entries

previous next

Labeled View

Food Structure and Functionality.

Type of Work: Text
Registration Number / Date: TX0009034703 / 2021-02-26
Application Title: Food Structure and Functionality.
Title: Food Structure and Functionality.
Description: Book, 253 p.
Copyright Claimant: Elsevier Inc., Transfer: by written agreement with editors and all individual contributors. Address: 1600 John F Kennedy Blvd, Suite 1800, Philadelphia, PA, 19103, United States.
Date of Creation: 2020
Date of Publication: 2020-11-19
Nation of First Publication: United States
Authorship on Application: Charis Galanakis; Domicile: Greece; Citizenship: Greece. Authorship: text.

Pre-existing Material: permissioned materials.
Basis of Claim: text.
Rights and Permissions: permissions@elsevier.com
Copyright Note: Basis for Registration: collective work.
ISBN: 9780128214534
Names: Galanakis, Charis
Elsevier Inc.

previous next

Save, Print and Email (Help Page)		
Select Download Format	Full Record	Format for Print/Save
Enter your email address:		Email

Help Search History Titles Start Over

Contact Us | Request Copies | Get a Search Estimate | Frequently Asked Questions (FAQs) about Copyright | Copyright Office Home Page | Library of Congress Home Page

Attachment 43a

Case No.: IPR2023-00208
U.S. Patent No. 11,013,250

MARC Bibliographic Record

```
LEADER    01806cam a22005178a 4500
   001    9958841593602122
   005    20030623094816.0
   008    021009t20032003ne ab b 001 0 eng
   015          $aGBA3-Z5684
   020          $a012227055X (set)
   020          $a0122270568 (v. 1)
   020          $a0122270576 (v. 2)
   020          $a0122270584 (v. 3)
   020          $a0122270592 (v. 4)
   020          $a0122270606 (v. 5)
   020          $a0122270614 (v. 6)
   020          $a0122270622 (v. 7)
```

Case No.: IPR2023-00208
U.S. Patent No. 11,013,250

```
020          $a0122270630 (v. 8)

020          $a0122270649 (v. 9)

020          $a0122270746 (v. 10)

035          $a(OCoLC)ocm51315683

035          $a(WU)5884159-uwmadisondb

035          $a(EXLNZ-01UWI_NETWORK)999938995302121

040          $aUKM$beng$cUKM$dCUV$dOCL$dAGL$dGZM

049          $aGZMA

072    _0    $aT100

072    _0    $aQ000

082    04    $a613.203$221

090          $aTX349$b.E47 2003

245    00    $aEncyclopedia of food sciences and nutrition /$ceditor-in-chief Benjamin Caballero,
             editors, Luiz C. Trugo and Paul M. Finglas.

250          $aSecond edition.

264    _1    $aAmsterdam ;$aBoston :$bAcademic,$c[2003]
```

Case No.: IPR2023-00208
U.S. Patent No. 11,013,250

264 _4 $c©2003

300 $a10 volumes :$billustrations, maps ;$c28 cm

336 $atext$btxt$2rdacontent

337 $aunmediated$bn$2rdamedia

338 $avolume$bnc$2rdacarrier

500 $aPrevious ed.: published as Encyclopedia of food science, food technology and nutrition. 1993.

504 $aIncludes bibliographical references and index.

505 0_ $av.1. A-Bro -- v. 2. Bro-Cla -- v. 3. Cle-End -- v. 4. Ene-Fru -- v. 5. Fru-I -- v. 6. J-M -- v. 7. N-Pre -- v. 8. Pre-Soy -- v. 9. Soy-V -- v. 10. W-Z, Index.

650 _0 $aNutrition$vEncyclopedias.

650 _0 $aFood$xComposition$vEncyclopedias.

700 1_ $aCaballero, Benjamin.

700 1_ $aTrugo, Luiz C.

700 1_ $aFinglas, Paul M.

994 $aX0$bGZM

Case No.: IPR2023-00208
U.S. Patent No. 11,013,250

997 $aMARCIVE

MMS IDs

Document ID:

999938995302121

Network Electronic IDs:

9911115775802121

Network Physical IDs:

999938995302121, 9910700807102121

mms_mad_ids:

9958841593602122

mms_lc_ids:

991016668335102125

mms_sf_ids:

996068633602130

Attachment 43b

OCLC 52424395 **No holdings in XXX - 284 other holdings**

Books

								Rec Stat		**Entered**	20021009	**Replaced**	20220422184120.2
Type	a	**ELvl**	4	**Srce**		**Audn**		**Ctrl**		**Lang**	eng		
BLvl	m	**Form**		**Conf**	0	**Biog**		**MRec**		**Ctry**	ne		
		Cont	b	**GPub**		**LitF**	0	**Indx**	1				
Desc	a	**Ills**	a	**Fest**	0	**DtSt**	s	**Dates**	2003,				

010 2002114339
040 NLM $b eng $c NLM $d PUL $d DLC $d MUQ $d COH $d UKM $d CUV $d AGL $d BAKER $d NLGGC $d BTCTA $d YDX $d ZCU $d CGC $d FQG $d MOF $d HEBIS $d YDXCP $d MNM $d OCLCF $d OCLCO $d OCLCQ $d OCLCO $d OCLCQ $d I8M $d OCLCO $d UAB $d OCLCQ $d CSJ $d OCLCA $d NMC $d OCLCQ $d CCH $d OCLCQ $d NLM $d OCLCO $d OCLCA $d NZHMA $d ZQP $d EXG $d OCLCO $d ZD0 $d OCLCO $d OKS $d OCLCO $d BCZ $d OCLCO
015 GBA3Z5684 $2 bnb
015 GBA3-Z5684
016 7 101164077 $2 DNLM
016 7 012227055x $2 Uk
019 51315683 $a 62677898 $a 798915712 $a 1269718764
020 012227055X
020 9780122270550
020 9999901271
020 9789999901277
020 0122270746 $q (v. 10)
020 9780122270741
020 0122270649 $q (v. 9)
020 9780122270642
020 0122270630 $q (v. 8)
020 9780122270635
020 0122270622 $q (v. 7)
020 9780122270628
020 0122270614 $q (v. 6)
020 9780122270611
020 0122270606 $q (v. 5)
020 9780122270604
020 0122270592 $q (v. 4)
020 9780122270598
020 0122270584 $q (v. 3)
020 9780122270581
020 0122270576 $q (v. 2)
020 9780122270574
020 0122270568 $q (v. 1)
020 9780122270567
042 pcc
050 00 TX349 $b .E47 2003

060 00 2003 H-017
060 10 QU 13 $b E558 2003
070 0 TX349 $b .E47 2003
072 0 T100
072 7 lw
082 04 613.203 $2 21
084 44.21 $2 bcl
084 VN 8000 $2 rvk
084 ZE 4000 $2 rvk
090 $b
245 00 Encyclopedia of food sciences and nutrition / $c editor-in-chief, Benjamin Caballero ; editors, Luiz C. Trugo, Paul M. Finglas.
250 2nd ed.
260 Amsterdam ; $a New York : $b Academic Press, $c ©2003.
300 10 volumes : $b illustrations
336 text $b txt $2 rdacontent
337 unmediated $b n $2 rdamedia
338 volume $b nc $2 rdacarrier
500 Revised edition of: Encyclopedia of food science, food technology and nutrition. 1993.
504 Includes bibliographical references and index.
505 0 v. 1. A-Bro -- v. 2. Bro-Cla -- v. 3. Cle-End -- v. 4. Ene-Fru -- v. 5. Fru-I -- v. 6. J-M -- v. 7. N-Pre -- v. 8. Pre-Soy -- v. 9. Soy-V -- v. 10. W-Z ; Index.
506 Access limited to subscribing institutions.
520 0 The success of the Encyclopedia of Food Science, Food Technology and Nutrition published by Academic Press in 1993 has led to this nine-volume set renamed the Encyclopedia of Food Sciences and Nutrition. This set is a substantial and up-to-date source of information in the areas of food science and nutrition, and is more global in coverage than its predecessor. An expansive indexing and cross-referencing system facilitates the location of information by keyword or text content. Every food scientist and nutritionist should have access to this stellar reference work.
650 0 Nutrition $v Encyclopedias.
650 0 Food $x Composition $v Encyclopedias.
650 0 Nutrition.
650 0 Food.
650 0 Food industry and trade $v Encyclopedias.
650 0 Food $v Encyclopedias.
650 12 Nutritional Physiological Phenomena $0 (DNLM)D009747
650 22 Food $0 (DNLM)D005502
650 22 Food Technology $0 (DNLM)D005524
650 6 Aliments $0 (CaQQLa)201-0001300 $x Industrie et commerce $0 (CaQQLa)201-0001300 $v Encyclopédies. $0 (CaQQLa)201-0377762
650 6 Nutrition $0 (CaQQLa)201-0064996 $v Encyclopédies. $0 (CaQQLa)201-0377762
650 6 Aliments $0 (CaQQLa)201-0001973 $v Encyclopédies. $0 (CaQQLa)201-0377762
650 6 Nutrition. $0 (CaQQLa)201-0064996
650 6 Aliments. $0 (CaQQLa)201-0001973
650 7 food. $2 aat $0 (CStmoGRI)aat300254496
650 7 Food $x Composition. $2 fast $0 (OCoLC)fst00930485
650 7 Nutrition. $2 fast $0 (OCoLC)fst01042187
650 7 Lebensmittelwissenschaft $2 gnd $0 (DE-588)4167048-6

650 7 Ernährung $2 gnd $0 (DE-588)4015332-0
650 17 Levensmiddelen. $2 gtt
650 17 Voeding. $2 gtt
650 17 Voedingsstoffen. $2 gtt
650 7 Ernährung $v Wörterbuch $2 idsbb
650 7 Lebensmittel $v Wörterbuch $2 idsbb
650 7 Englisch $2 idszbz
650 7 Ernährung $2 idszbz
650 7 Lebensmittel $2 idszbz
653 NUTRITION
653 FOOD
653 FOOD COMPOSITION
653 ENCYCLOPEDIAS
655 2 Encyclopedia $0 (DNLM)D019500
655 7 encyclopedias. $2 aat $0 (CStmoGRI)aatgf300129439
655 7 Encyclopedias. $2 fast $0 (OCoLC)fst01423798
655 7 Lexikon $2 idszbz
655 7 Encyclopedias. $2 lcgft
655 7 Encyclopédies. $2 rvmgf $0 (CaQQLa)RVMGF-000001062
700 1 Caballero, Benjamin.
700 1 Trugo, Luiz C.
700 1 Finglas, Paul M.
730 0 Encyclopedia of food science, food technology and nutrition.
856 41 $3 MacEwan University Access $u http://www.sciencedirect.com/science/referenceworks/9780122270550 $z (Unlimited Concurrent Users)
856 41 $3 ScienceDirect $u http://www.sciencedirect.com/science/referenceworks/012227055X
856 41 $3 Table of contents $u http://catdir.loc.gov/catdir/toc/els031/2002114339.html

Attachment 43c

Case No.: IPR2023-00208
U.S. Patent No. 11,013,250

LC control no.: sh2010104090
LCCN Permalink: https://lccn.loc.gov/sh2010104090
HEADING: Nutrition Encyclopedias

000 00477cz a2200169n 450
001 8214152
005 20110729163735.0
008 100316|| anannbabn |n ana
010 __ |**a** sh2010104090
035 __ |**a** (DLC)459142
035 __ |**a** (DLC)sh2010104090
040 __ |**a** DLC |**b** eng |**c** DLC
150 __ |**a** Nutrition |**v** Encyclopedias
667 __ |**a** Record generated for validation purposes.
670 __ |**a** Work cat.: The encyclopedia of nutrition & good health, c1997
906 __ |**t** 8888 |**u** tc00 |**v** 0
953 __ |**a** tc00

Library of Congress
URL: https://www.loc.gov/

Mailing Address:
101 Independence Ave,
S.E.
Washington, DC 20540

Library of Congress Authorities
URL: http://authorities.loc.gov/
Library of Congress Online Catalog
URL: https://catalog.loc.gov/

Questions, comments, error reports: Contact Us

Attachment 43d

The Library of Congress

>> Go to Library of Congress Online Catalog

LIBRARY OF CONGRESS AUTHORITIES

The Library's Main Reading Room will close to researchers earlier than usual, at 5:00pm, on Thurs., Nov. 3. All other reading rooms will be open according to their daily schedules.

Help | New Search | Search History | Headings List | Start Over

Previous Next

MARC Display | Labelled Display

LC control no.: sh 85042997
LCCN Permalink: https://lccn.loc.gov/sh85042997
HEADING: Encyclopedias and dictionaries

000 01876cz a2200301n 450
001 4694880
005 20120323073014.0
008 860211i| anannbabn |a ana
010 __ |**a** sh 85042997
035 __ |**a** (DLC)sh 85042997
035 __ |**a** (DLC)5706469
035 __ |**a** (DLC)sp 85042997
035 __ |**a** (DLC)286945
040 __ |**a** DLC |**c** DLC |**d** DLC
053 _0 |**a** AE |**c** Encyclopedias
053 _0 |**a** AG |**c** Dictionaries
150 __ |**a** Encyclopedias and dictionaries
360 __ |**i** subdivisions |**a** Dictionaries |**i** or |**a** Encyclopedias |**i** under subjects
450 __ |**a** Books of knowledge
450 __ |**a** Cyclopedias
450 __ |**a** Dictionaries
450 __ |**a** Encyclopedias and dictionaries, English
450 __ |**a** Knowledge, Books of
450 __ |**a** Subject dictionaries
550 __ |**w** g |**a** Reference books
680 __ |**i** Here are entered comprehensive reference works in the English language consisting of explanatory articles arranged alphabetically or topically and not limited to a specific topic. Works of this type in other languages are entered under headings of the type Encyclopedias and dictionaries, [language], e.g. |**a** Encyclopedias and dictionaries, French; Encyclopedias and dictionaries, Spanish. |**i** Works about encyclopedias and dictionaries in general, and works about English-language encyclopedias and dictionaries, are entered under |**a** Encyclopedias and dictionaries |**i** with further subdivision, e.g. |**a** Encyclopedias and dictionaries--History and criticism. |**i** Works

consisting of comprehensive alphabetical lists of the words of a specific language, usually with definitions, are entered under the heading for the language with subdivision Dictionaries, e.g. |**a** English language--Dictionaries. |**i** Works about dictionaries of a specific language are entered under the heading for the language with subdivision Lexicography, e.g. |**a** English language--Lexicography.

906 __ |**t** 0233 |**u** te04 |**v** 0

953 __ |**a** xx00 |**b** td14

Previous Next

Save, Print or Email Records (View Help)	
Select Download Format: Text (Labelled Display)	Press to SAVE or PRINT
Email Text (Labelled Display) to:	Press to SEND EMAIL

Help - Search - Search History - Headings List - Start Over

Library of Congress
URL: https://www.loc.gov/

Mailing Address:
101 Independence Ave,
S.E.
Washington, DC 20540

Library of Congress Authorities
URL: http://authorities.loc.gov/
Library of Congress Online Catalog
URL: https://catalog.loc.gov/

Questions, comments, error reports: Contact Us

Attachment 43e

LC control no.: sh2008120933
LCCN Permalink: https://lccn.loc.gov/sh2008120933
HEADING: Food Encyclopedias

000 00448cz a2200169n 450
001 7522898
005 20110729161357.0
008 080424|| anannbabn |n ana
010 __ |**a** sh2008120933
035 __ |**a** (DLC)399648
035 __ |**a** (DLC)sh2008120933
040 __ |**a** DLC |**b** eng |**c** DLC
150 __ |**a** Food |**v** Encyclopedias
667 __ |**a** Record generated for validation purposes.
670 __ |**a** Work cat.: A food encyclopedia, c1989
906 __ |**t** 8888 |**u** te00 |**v** 0
953 __ |**a** te00

Save, Print or Email Records (View Help)

Select Download Format: Text (Labelled Display) | Press to SAVE or PRINT

Email Text (Labelled Display) to: | Press to SEND EMAIL

Library of Congress
URL: https://www.loc.gov/

Mailing Address:
101 Independence Ave,
S.E.
Washington, DC 20540

Library of Congress Authorities
URL: http://authorities.loc.gov/
Library of Congress Online Catalog
URL: https://catalog.loc.gov/

Questions, comments, error reports: Contact Us

Attachment 44a

Case No.: IPR2023-00208
U.S. Patent No. 11,013,250

MARC Bibliographic Record

```
LEADER    02935cam a2200697 a 4500
   001    9972570253602122
   005    20070313113834.0
   008    040322t20052005ne a be 001 0 eng
   010          $a 2004104444
   020          $a0127641009 (set : acid-free paper)
   020          $a9780127641003 (set : acid-free paper)
   020          $a0127641017 (v. 1 : acid-free paper)
   020          $a9780127641010 (v. 1 : acid-free paper)
   020          $a0127641025 (v. 2 : acid-free paper)
   020          $a9780127641027 (v. 2 : acid-free paper)
   020          $a0127641033 (v. 3 : acid-free paper)
   020          $a9780127641034 (v. 3 : acid-free paper)
```

020 $a0127641041 (v. 4 : acid-free paper)

020 $a9780127641041 (v. 4 : acid-free paper)

020 $a012764105X (v. 5 : acid-free paper)

020 $a9780127641058 (v. 5 : acid-free paper)

020 $a0127641068 (v. 6 : acid-free paper)

020 $a9780127641065 (v. 6 : acid-free paper)

020 $a0127641076 (v. 7 : acid-free paper)

020 $a9780127641072 (v. 7 : acid-free paper)

020 $a0127641084 (v. 8 : acid-free paper)

020 $a9780127641089 (v. 8 : acid-free paper)

020 $a0127641092 (v. 9 : acid-free paper)

020 $a9780127641096 (v. 9 : acid-free paper)

020 $a0127641106 (v. 10 : acid-free paper)

020 $a9780127641102 (v. 10 : acid-free paper)

029 1_ $aYDXCP$b2062490

Case No.: IPR2023-00208
U.S. Patent No. 11,013,250

035 $a(OCoLC)ocm61287955

035 $a(WU)7257025-uwmadisondb

035 $a(EXLNZ-01UWI_NETWORK)9910030334802121

040 $aDLC$beng$cDLC$dNQA$dBOS$dBAKER$dBTCTA$dYDXCP$dLVB

049 $aGZMA

050 00 $aQD71.5$b.E53 2005

082 00 $a543.03$222

245 00 $aEncyclopedia of analytical science /$ceditors, Paul Worsfold, Alan Townshend, Colin Poole.

250 $aSecond edition.

264 _1 $aAmsterdam ;$aBoston :$bElsevier Academic Press,$c[2005]

264 _4 $c©2005

300 $a10 volumes :$billustrations (some color) ;$c28 cm

336 $atext$btxt$2rdacontent

337 $aunmediated$bn$2rdamedia

338 $avolume$bnc$2rdacarrier

Case No.: IPR2023-00208
U.S. Patent No. 11,013,250

505 0_ $av. 1. A-Chem -- v. 2. Chem-E -- v. 3. F -- v. 4. G-I -- v. 5. K-Mer -- v. 6. Mic-O -- v. 7. P-Q -- v. 8. R-S -- v. 9. T-Z -- v. 10. Index.

504 $aIncludes bibliographical references and index.

650 _0 $aAnalytical chemistry$vEncyclopedias.

650 _6 $aChimie analytique$vEncyclopédies.

650 _6 $aChimie analytique$vDictionnaires anglais.

700 1_ $aWorsfold, Paul.

700 1_ $aTownshend, A.$q(Alan),$d1939-

700 1_ $aPoole, C. F.

856 42 $3Book review (E-STREAMS)$uhttp://www.e-streams.com/es0808/es0808%5F4221.html

856 42 $3Publisher description$uhttp://www.loc.gov/catdir/enhancements/fy0619/2004104444-d.html

938 $aBaker & Taylor$bBKTY$c5015.00$d5015.00$i0127641009$n0004410286$sactive

938 $aBaker and Taylor$bBTCP$n2004104444

938 $aYBP Library Services$bYANK$n2062490

994 $aC0$bGZM

997 $aMARCIVE

MMS IDs

Document ID:

9910030334802121

Network Electronic IDs:

Network Physical IDs:

9910030334802121

mms_mad_ids:

9972570253602122

Attachment 44b

OCLC 61287955 **No holdings in XXX - 70 other holdings**

Books

								Rec Stat		**Entered**	20040322	**Replaced**	20220724055921.9
Type	a	**ELvl**		**Srce**		**Audn**		**Ctrl**		**Lang**	eng		
BLvl	m	**Form**		**Conf**	0	**Biog**		**MRec**		**Ctry**	ne		
		Cont	be	**GPub**		**LitF**	0	**Indx**	1				
Desc	a	**Ills**	a	**Fest**	0	**DtSt**	s	**Dates**	2005,				

010 2004104444
040 DLC $b eng $c DLC $d NQA $d BOS $d BAKER $d BTCTA $d YDXCP $d LVB $d IG# $d OCLCF $d OCLCQ $d RB# $d UKMGB $d OCL $d OCLCO $d OCL
015 GBA454170 $2 bnb
016 7 012958409 $2 Uk
019 780974778 $a 865539565 $a 870509289 $a 877406920 $a 963774031 $a 1191343543
020 0127641009 $q (set ; $q acid-free paper)
020 9780127641003 $q (set ; $q acid-free paper)
020 0127641017 $q (v. 1 ; $q acid-free paper)
020 9780127641010 $q (v. 1 ; $q acid-free paper)
020 0127641025 $q (v. 2 ; $q acid-free paper)
020 9780127641027 $q (v. 2 ; $q acid-free paper)
020 0127641033 $q (v. 3 ; $q acid-free paper)
020 9780127641034 $q (v. 3 ; $q acid-free paper)
020 0127641041 $q (v. 4 ; $q acid-free paper)
020 9780127641041 $q (v. 4 ; $q acid-free paper)
020 012764105X $q (v. 5 ; $q acid-free paper)
020 9780127641058 $q (v. 5 ; $q acid-free paper)
020 0127641068 $q (v. 6 ; $q acid-free paper)
020 9780127641065 $q (v. 6 ; $q acid-free paper)
020 0127641076 $q (v. 7 ; $q acid-free paper)
020 9780127641072 $q (v. 7 ; $q acid-free paper)
020 0127641084 $q (v. 8 ; $q acid-free paper)
020 9780127641089 $q (v. 8 ; $q acid-free paper)
020 0127641092 $q (v. 9 ; $q acid-free paper)
020 9780127641096 $q (v. 9 ; $q acid-free paper)
020 0127641106 $q (v. 10 ; $q acid-free paper)
020 9780127641102 $q (v. 10 ; $q acid-free paper)
050 00 QD71.5 $b .E53 2005
082 00 543.03 $2 22
090 $b
245 00 Encyclopedia of analytical science / $c editors, Paul Worsfold, Alan Townshend, Colin Poole.
250 2nd ed.
260 Amsterdam ; $a Boston : $b Elsevier Academic Press, $c ©2005.
300 10 volumes : $b illustrations (some color) ; $c 28 cm
336 text $b txt $2 rdacontent
337 unmediated $b n $2 rdamedia

338 volume $b nc $2 rdacarrier
505 0 v. 1. A-Chem -- v. 2. Chem-E -- v. 3. F -- v. 4. G-I -- v. 5. K-Mer -- v. 6. Mic-O -- v. 7. P-Q -- v. 8. R-S -- v. 9. T-Z -- v. 10. Index.
504 Includes bibliographical references and index.
650 0 Analytical chemistry $v Encyclopedias.
650 0 Analytical chemistry $v Dictionaries.
650 6 Chimie analytique $0 (CaQQLa)201-0008034 $v Encyclopédies. $0 (CaQQLa)201-0377762
650 6 Chimie analytique $0 (CaQQLa)201-0008034 $v Dictionnaires anglais. $0 (CaQQLa)201-0377297
650 7 Analytical chemistry. $2 fast $0 (OCoLC)fst00853459
655 7 Dictionaries. $2 fast $0 (OCoLC)fst01423826
655 7 Encyclopedias. $2 fast $0 (OCoLC)fst01423798
700 1 Worsfold, Paul.
700 1 Townshend, A. $q (Alan), $d 1939-
700 1 Poole, C. F.
856 42 $3 Book review (E-STREAMS) $u http://www.e-streams.com/es0808/es0808_4221.html
856 42 $3 Publisher description $u http://catdir.loc.gov/catdir/enhancements/fy0619/2004104444-d.html

Attachment 44c

LIBRARY | CATALOG

Search Navigation 1 of 11

BOOK

Encyclopedia of analytical science

Full Record **MARC Tags**

000		02033cam a2200421 a 4500
001		13533249
005		20220818163009.0
008		040322s2005 ne a be 001 0 eng
906	__	|**a** 7 |**b** cbc |**c** origcop |**d** 2 |**e** epcn |**f** 20 |**g** y-gencatlg
925	0_	|**a** acquire |**b** 2 shelf copies |**x** policy default
955	__	|**a** pc27 2004-03-22; WANTED BY SCIENCE READING ROOM |**a** uf23 2005-08-16 |**a** uf23 2005-10-17, 10 volume set of 2 forwarded to CIP |**a** pv15 2005-12-06 z-processor 1 copy (v. 1-10) to ASCD |**i** jp18 2005-12-23 |**e** jp18 2005-12-23 to Dewey |**a** aa11 2005-12-28 |**e** CatRefProj bd08 2009-07-14
010	__	|**a** 2004104444
020	__	|**a** 0127641009 (set : acid-free paper)
020	__	|**a** 0127641017 (v. 1 : acid-free paper)
020	__	|**a** 0127641025 (v. 2 : acid-free paper)
020	__	|**a** 0127641033 (v. 3 : acid-free paper)
020	__	|**a** 0127641041 (v. 4 : acid-free paper)
020	__	|**a** 012764105X (v. 5 : acid-free paper)
020	__	|**a** 0127641068 (v. 6 : acid-free paper)
020	__	|**a** 0127641076 (v. 7 : acid-free paper)
020	__	|**a** 0127641084 (v. 8 : acid-free paper)
020	__	|**a** 0127641092 (v. 9 : acid-free paper)
020	__	|**a** 0127641106 (v. 10 : acid-free paper)
040	__	|**a** DLC |**c** DLC |**d** DLC

082	00	|**a** 543.03 |**2** 22
050	00	|**a** QD71.5 |**b** .E53 2005
245	00	|**a** Encyclopedia of analytical science / |**c** editors, Paul Worsfold, Alan Townshend, Colin Poole.
250	__	|**a** 2nd ed.
260	__	|**a** Amsterdam ; |**a** Boston : |**b** Elsevier Academic Press, |**c** c2005.
300	__	|**a** 10 v. : |**b** ill. (some col.) ; |**c** 28 cm.
505	0_	|**a** v. 1. A-Chem -- v. 2. Chem-E -- v. 3. F -- v. 4. G-I -- v. 5. K-Mer -- v. 6. Mic-O -- v. 7. P-Q -- v. 8. R-S -- v. 9. T-Z -- v. 10. Index.
650	_0	|**a** Analytical chemistry |**v** Encyclopedias.
700	1_	|**a** Worsfold, Paul.
700	1_	|**a** Townshend, A. |**q** (Alan), |**d** 1939-
700	1_	|**a** Poole, C. F.
856	42	|**3** Book review (E-STREAMS) |**u** http://www.e-streams.com/es0808/es0808_4221.html
856	42	|**3** Publisher description |**u** http://www.loc.gov/catdir/enhancements/fy0619/2004104444-d.html
991	__	|**b** r-SciRR |**h** QD71.5 |**i** .E53 2005 |**t** Copy 1 |**w** GenBib

Request this Item | LC Find It

Item Availability

CALL NUMBER	QD71.5 .E53 2005 Copy 2
Request in	Jefferson or Adams Building Reading Rooms
Status	Not Charged

CALL NUMBER	QD71.5 .E53 2005 Copy 1
Request in	Reference - Science & Business Reading Rm (Adams, 5th Floor)
Status	Not Charged

Attachment 44d

Case No.: IPR2023-00208
U.S. Patent No. 11,013,250

The Library's Main Reading Room will close to researchers earlier than usual, at 5:00pm, on Thurs., Nov. 3. All other reading rooms will be open according to their daily schedules.

LC control no.: sh 85023011

LCCN Permalink: https://lccn.loc.gov/sh85023011

HEADING: Analytical chemistry

000 02744cz a2200313n 450

001 4675503

005 20201114060013.0

008 860211i| anannbabn |a ana

010 __ |**a** sh 85023011

035 __ |**a** (DLC)sh 85023011

035 __ |**a** (DLC)22188

040 __ |**a** DLC |**c** DLC |**d** DLC |**d** WaU

053 _0 |**a** QD71 |**b** QD142

150 __ |**a** Analytical chemistry

360 __ |**i** subdivision |**a** Analysis |**i** under substances or chemicals for works on methods of analyzing these items or analyzing a sample to determine the presence or quantity of these items, and for works presenting the results of analyzing substances not produced naturally, e.g. |**a** Concrete--Analysis; Corn--Analysis

450 __ |**a** Analysis, Chemical

450 __ |**a** Analytic chemistry

450 __ |**a** Chemical analysis

450 __ |**w** nne |**a** Chemistry, Analytic

550 __ |**w** g |**a** Chemistry

670 __ |**a** McGraw-Hill dictionary of chemistry, 2003 |**b** (analytical chemistry: The branch of chemistry dealing with techniques which yield any type of information about chemical systems)

670 __ |**a** Analytical chemistry, via American Chemical Society website, Aug. 10, 2020 |**b** (Analytical chemistry is the science of obtaining, processing, and communicating information about the composition and structure of matter. In other words, it is the art and science of determining what matter is and how much of it exists. In 2012 (salary survey data), analytical chemistry was the most popular field of work for ACS chemists. Analytical chemists use their knowledge of chemistry, instrumentation, computers, and statistics to solve problems in almost all areas of chemistry and for all kinds of industries. For example, their measurements are used to assure the safety and quality of

food, pharmaceuticals, and water; to assure compliance with environmental and other regulations; to support the legal process; to help physicians diagnose diseases; and to provide measurements and documentation essential to trade and commerce)

670 __ |**a** Webster's new world college dictionary, ©2010, via Collins dictionary website, Aug. 10, 2020 |**b** (analytical chemistry: a branch of chemistry that deals with the identification of compounds and mixtures (qualitative analysis) or the determination of the proportions of the constituents (quantitative analysis): techniques commonly used are titration, precipitation, spectroscopy, chromatography, etc.)

670 __ |**a** Dictionary.com, Aug. 10, 2020 |**b** (analytical chemistry: the subdivision of chemistry dealing with the qualitative and quantitative determination of chemical components of substances)

675 __ |**a** A dictionary of chemistry, 2020

906 __ |**t** 8737 |**u** fk02 |**v** 0

910 __ |**a** Proposal saved by tc03 on 10/21/2020 at 14:01:26

953 __ |**a** xx00 |**b** fj26

906 __ |**t** 2010 |**v** 0

Previous Next

Save, Print or Email Records (View Help)

Select Download Format: Text (Labelled Display) Press to SAVE or PRINT

Email Text (Labelled Display) to:
Press to SEND EMAIL

Help - Search - Search History - Headings List - Start Over

Library of Congress
URL: https://www.loc.gov/

Mailing Address:
101 Independence Ave,
S.E.
Washington, DC 20540

Library of Congress Authorities
URL: http://authorities.loc.gov/
Library of Congress Online Catalog
URL: https://catalog.loc.gov/

Questions, comments, error reports: Contact Us

Attachment 44e

Copyright
United States Copyright Office

Try the Copyright Public Records System (CPRS) pilot with enhanced search features and filters.

Help | Search | History | Titles | Start Over

Public Catalog

Copyright Catalog (1978 to present)
Search Request: Left Anchored Copyright Number = TX0004171888
Search Results: Displaying 1 of 1 entries

previous next

Labeled View

Encyclopedia of analytical science : vol. 1-[10] / edited by Alan Townsend.

Type of Work: Text
Registration Number / Date: TX0004171888 / 1996-01-03
Title: Encyclopedia of analytical science : vol. 1-[10] / edited by Alan Townsend.
Imprint: London ; San Diego : Academic Press, c1995.
Copyright Claimant: Academic Press, Ltd. (employer for hire)
Date of Creation: 1995
Date of Publication: 1995-06-14
Basis of Claim: New Matter: additions.
Variant title: Encyclopedia of analytical science : vol. 1-[10]
Names: Townsend, Alan
Academic Press, Ltd.

previous next

Save, Print and Email (Help Page)		
Select Download Format	Full Record	Format for Print/Save
Enter your email address:		Email

Help Search History Titles Start Over

Contact Us | Request Copies | Get a Search Estimate | Frequently Asked Questions (FAQs) about Copyright | Copyright Office Home Page | Library of Congress Home Page

Attachment 45a

Case No.: IPR2023-00208
U.S. Patent No. 11,013,250

Advertisement

OXFORD ACADEMIC

Plant Physiology®

Article Navigation

JOURNAL ARTICLE

Evidence that the Plant Host Synthesizes the Heme Moiety of Leghemoglobin in Root Nodules[1] FREE

Maria A. Santana, Kaarina Pihakaski-Maunsbach, Niels Sandal, Kjeld A. Marcker, Alison G. Smith
Author Notes

Plant Physiology, Volume 116, Issue 4, April 1998, Pages 1259–1269,
https://doi.org/10.1104/pp.116.4.1259
Published: 01 April 1998 **Article history** ▾

PDF Views ▾ Cite Permissions Share ▾

Abstract

Although it is well established that the plant host encodes and synthesizes the apoprotein for leghemoglobin in root nodules, the source of the heme moiety has been uncertain. We recently found that the transcript for coproporphyrinogen III oxidase, one of the later enzymes of heme synthesis, is highly elevated in soybean (*Glycine max*L.) nodules compared with roots. In this study we measured enzyme activity and carried out western-blot analysis and in situ hybridization of mRNA to investigate the levels during nodulation of the plant-specific coproporphyrinogen oxidase and four other enzymes of the pathway in both soybean and pea (*Pisum sativum* L.). We compared them with the activity found in leaves and uninfected roots. Our results demonstrate that all of these enzymes are elevated in the infected cells of nodules. Because these are the same cells

Sk

that express apoleghemoglobin, the data strongly support a role for the plant in the synthesis of the heme moiety of leghemoglobin.

Issue Section: PLANT-MICROBE AND PLANT-INSECT INTERACTIONS

The major tetrapyrrole synthesized in plants is chlorophyll, which in leaf tissue may be present at 2.5 μmol/g fresh weight. In contrast, the levels of other tetrapyrroles such as siroheme, phytochromobilin, and heme are much lower, with an estimated 2 nmol/g fresh weight for mitochondrial heme. However, in leguminous root nodules, levels of heme may be elevated a few hundred-fold. Nodules are unique, specialized organs that are the result of a symbiotic association between plants of the family *Leguminosae* and soil bacteria of the genera *Sinorhizobium*,*Rhizobium*, *Bradyrhizobium,* and*Azorhizobium*. The bacteria are present in the infected plant cell surrounded by the peribacteroid membrane, which is derived from the plant cell membrane. There they differentiate into bacteroids and express the enzyme nitrogenase, which enables them to fix atmospheric dinitrogen, thus allowing the plant host to grow without external reduced nitrogen. Nitrogenase is oxygen-sensitive, but the vigorously respiring bacteroids require an adequate supply of oxygen. This is achieved by the presence of leghemoglobin, which facilitates oxygen diffusion to the endosymbiont. Leghemoglobin has been immunolocalized to the cytosol of the infected plant cell, and is absent from the bacteroid and peribacteroid space (for review, seeAppleby, 1984).

It is well established that the plant host encodes the gene for the leghemoglobin apoprotein (Jensen et al., 1981), but the source of the heme moiety has been the subject of much debate. Early biochemical work found that plant nodule tissue could not synthesize heme, whereas the rhizobia both made and exported heme (Cutting and Schulman, 1969). Similarly, the bacteroid fraction of soybean (*Glycine max*L.) nodules contained detectable levels of the enzyme ALA synthase, but the plant cytosol had none (Nadler and Avissar, 1977). ALA is the first committed precursor of all cellular tetrapyrroles (Fig.1). The conclusion drawn from these studies was that the bacterial endosymbiont was responsible for the synthesis of the heme group of leghemoglobin, leading to proposals that leghemoglobin synthesis is a means of intimate contact between the plant and bacterial host (Appleby, 1984; Haaker, 1988).

Fig. 1.

Skip to Main Content

Case No.: IPR2023-00208
U.S. Patent No. 11,013,250

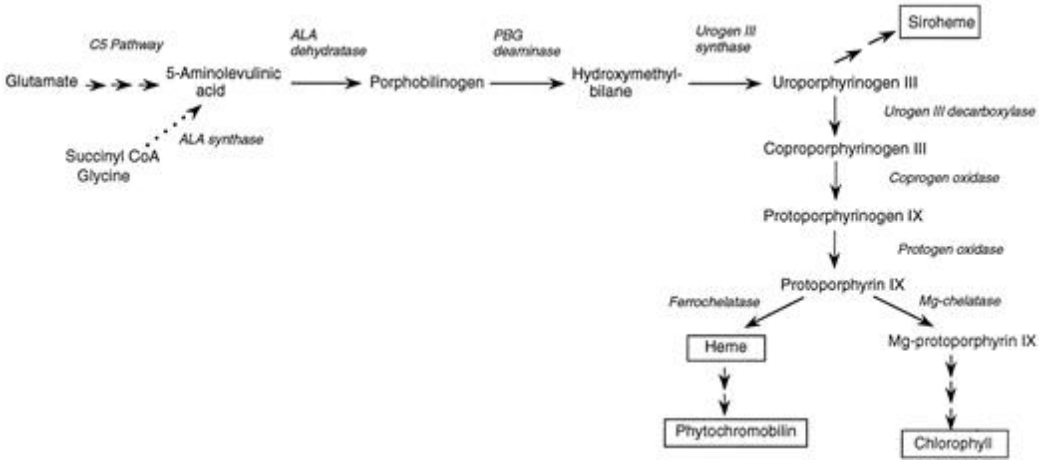

Open in new tab Download slide

Pathway of tetrapyrrole synthesis in higher plants, showing the major end products (boxed) and relevant intermediates and enzymes. In plants, algae, and most bacteria, the first committed precursor ALA is synthesized from glutamate in the C5 pathway in three steps. However, in rhizobial species (as well as in certain other bacteria, animals, and fungi) ALA is synthesized in a single step by ALA synthase (dotted line). Urogen, Uroporphyrinogen.

However, the conclusions were based on erroneous assumptions about plant heme biosynthesis (for review, see O'Brian, 1996). In particular, it is now known that plant cells synthesize ALA by a completely different route, namely from glutamate via the so-called C5 pathway involving three enzymes (for review, see Kannangara et al., 1988). Glutamate-dependent ALA synthesis has been shown to be present at much higher levels in soybean nodules than in uninfected roots (Sangwan and O'Brian, 1992), whereas bacterial ALA synthase activity was essentially the same in nodules and in free-living bacteria. Furthermore, the plant gene for one of the C5 pathway enzymes, GSA aminotransferase, is induced during nodulation, concomitantly with the increase in enzyme activity (Sangwan and O'Brian, 1993; Frustaci et al., 1995). The same group also investigated the next enzyme in the pathway, ALA dehydratase. They found that, although message levels were relatively high in roots, there was no detectable protein. However, in nodules both protein level and enzyme activity are markedly increased (Kaczor et al., 1994). The results of both these studies suggest that the plant host responds during nodulation to the need for increased heme biosynthesis.

We have reported the isolation and characterization of a soybean cDNA that is strongly induced during nodulation, with a time course comparable to the increase in leghemoglobin (Madsen et al., 1993). This cDNA was identified as encoding coprogen oxidase, a later enzyme of tetrapyrrole synthesis (Fig. 1), because it showed considerable sequence similarity to the same enzyme isolated from yeast (Zagorec et al., 1988) and was able to complement a yeast mutant with a deletion in the coprogen oxidase gene (Madsen et al., 1993). It has since been

Skip to Main Content

Case No.: IPR2023-00208
U.S. Patent No. 11,013,250

shown to encode a protein with coprogen oxidase activity (M.A. Santana and A.G. Smith, unpublished data). The fact that it is induced in root nodules suggests, as for GSA aminotransferase and ALA dehydratase, that it plays a role in the requirement for increased heme synthesis in these organs. To investigate this further, we carried out a careful biochemical and molecular analysis of the levels of coprogen oxidase enzyme during nodulation and also examined four other enzymes of the pathway, namely ALA dehydratase, PBG deaminase, protogen oxidase, and ferrochelatase (Fig. 1). This paper presents our findings.

MATERIALS AND METHODS

Growth of Plant Material and Nodulation

Soybean (*Glycine max* L., cv Merrill) seeds were surface sterilized in hypochlorite and then soaked in water overnight. They were planted in trays containing sterile, lightweight, expanded clay aggregate. Pea (*Pisum sativum* L., cv Feltham First) seeds were surface sterilized and soaked in water for 1 to 2 h. They were then sown in Levington compost (Fisons, Beverly, MA). Plants were maintained in a greenhouse at approximately 25°C under a 16-h light, 8-h dark cycle or, alternatively, in complete darkness for the production of etiolated plants. After 2 weeks of growth, soybean plants were inoculated with *Bradyrhizobium japonicum* USDA110 and pea plants were inoculated with *Rhizobium leguminosum* bv*viciae* strain 3841. For growth under anaerobic conditions, 2-week-old soybean plants were placed in pots in which the roots were submerged in water continuously bubbled with nitrogen to saturate it. A set of control plants was maintained under the same conditions but bubbled with air.

Tissue extracts for enzyme assays and western analysis were prepared by grinding fresh material in 50 mm Hepes-NaOH, pH 8.2, 6 mm $MgCl_2$, and 5 mm 2-mercaptoethanol in a mortar with a pestle and a small amount of acid-washed sand and centrifuging at 13,000*g* for 10 min. They were stored at -70°C until needed.

Enzyme Assays and Analytical Methods

ALA dehydratase and PBG deaminase assays were carried out as described by Smith (1988), and coprogen oxidase and protogen oxidase were measured fluorimetrically as described by Smith et al. (1993). Ferrochelatase was assayed spectrofluorimetrically using deuteroporphyrin IX as the substrate by the method of Porra and Lascelles (1968). Alcohol

Skip to Main Content

Case No.: IPR2023-00208
U.S. Patent No. 11,013,250

dehydrogenase was assayed as described by Mohanty et al. (1993). All assays were carried out two to four times on at least two independent extractions. Chlorophyll was measured by the method of Arnon (1949). Protein was determined with a protein estimation kit (Bio-Rad) according to the manufacturer's instructions, using BSA as the standard. Heme was measured with a hemoglobin kit (Sigma), following the manufacturer's instructions.

Western Analysis

For western analysis, protein extracts (10–50 μg protein) were subjected to electrophoresis, as described by Laemmli (1970), on 12.5% polyacrylamide gels in the presence of SDS (1% [w/v] in the gel, 0.1% [w/v] in the electrode buffer), and then transferred to nitrocellulose membranes (Schleicher & Schuell) using a semidry blotting apparatus (Atto Corp., Tokyo). Proteins were visualized with Ponceau S and washed in TBS (20 mm Tris-HCl, pH 7.5, and 500 mm NaCl), and the nonspecific protein sites were blocked overnight with 3% nonfat, powdered milk in TBS. The blots were then challenged with antiserum raised against soybean coprogen oxidase (M.A. Santana and A.G. Smith, unpublished data) at a 1:2000 dilution in TBS containing 0.05% Tween 20 and 1% nonfat milk. Bound antibodies were visualized with goat anti-rabbit antibodies conjugated to alkaline phosphatase (Bio-Rad) according to the manufacturer's instructions.

In Situ Hybridization

Pea and soybean root nodules of various sizes were harvested 26 d after inoculation and fixed with FAA (3.7% formaldehyde, 5% acetic acid, and 50% ethanol) or with 4% para-formaldehyde and 0.25% glutaraldehyde in 50 mm sodium phosphate buffer (pH 7.2) for 4 h, dehydrated in graded ethanol and xylene series, and embedded in Paraplast. Sections (7 μm) were attached to poly-l-Lys-coated slides, deparaffinized with xylene, and rehydrated through a graded ethanol series. Cross-sections of nodules were hybridized with ^{35}S-labeled antisense or sense RNAs (see below), as described by van de Wiel et al. (1990) from a modification of the method of Cox and Goldberg (1988). Sections were pretreated with proteinase K, dehydrated, dried under a vacuum until they were coated with NTB2 nuclear emulsion (Kodak), and exposed for 7 to 40 d at 4°C. Slides were developed in D19 developer (Kodak) and fixed in Unifix (Kodak). Sections were stained with 0.25% toluidine blue, dehydrated, and mounted with DPX (BDH, Toronto, Ontario, Canada). They were viewed and photographed with an axioscope (Zeiss) equipped with dark-field and epipolarization optics on Fujicolor HG Super 100 film.

Skip to Main Content

Motif Exhibit 1011, Page 745 of 1241

Case No.: IPR2023-00208
U.S. Patent No. 11,013,250

Sense and antisense RNA probes were prepared from the pea ALA dehydratase cDNA clone pALAD209 (Boese et al., 1991; a gift from Dr. M. Timko, University of Virginia, Charlottesville), the pea PBG deaminase cDNA clone pPD1 (Witty et al., 1993), and the soybean coprogen oxidase cDNA clone pCOF (Madsen et al., 1993). RNA was transcribed in vitro from each of these clones using SP6 or T7 polymerase, as appropriate, in the presence of ^{35}S-UTP (1250 Ci/mmol, Amersham) and was degraded to about 150-nucleotide-long fragments before hybridization.

RESULTS

Induction of Coprogen Oxidase during Nodulation

The maximum level of coprogen oxidase mRNA was seen at about 3 weeks after infection (Madsen et al., 1993), just as the number of observable nodules starts to increase. This is also the time at which the rate of heme synthesis is maximal (Nadler and Avissar, 1977;Sangwan and O'Brian, 1992). However, the amount of transcript is not necessarily a direct indication of the amount of enzyme; therefore, we investigated this with western-blot analysis and a determination of enzyme activity over the same time course of nodulation. Figure2 shows the results of a representative experiment. The levels of activity were virtually undetectable in uninfected roots when the fluorimetric assay for coprogen oxidase was used (Labbe et al., 1985), although with the more sensitive radioactive assay (Elder and Evans, 1978), it was possible to measure activity reproducibly (data not shown). However, within 1 week of inoculation with *B. japonicum,* coprogen oxidase activity started to increase markedly, reaching a maximum at 3 weeks (Fig. 2A). The increase in specific activity was 27-fold compared with uninfected roots. Because there was also an increase in protein during the development of nodules, if the activity is expressed per gram fresh weight, then the increase is even more dramatic at 250-fold, although the shape of the curve over the whole time course is essentially the same (data not shown). Thereafter, coprogen oxidase activity declined, but there was considerable activity even at 7 weeks (when the nodules are effectively senescent), more in fact than was found in green leaves (see below).

Fig. 2.

Skip to Main Content

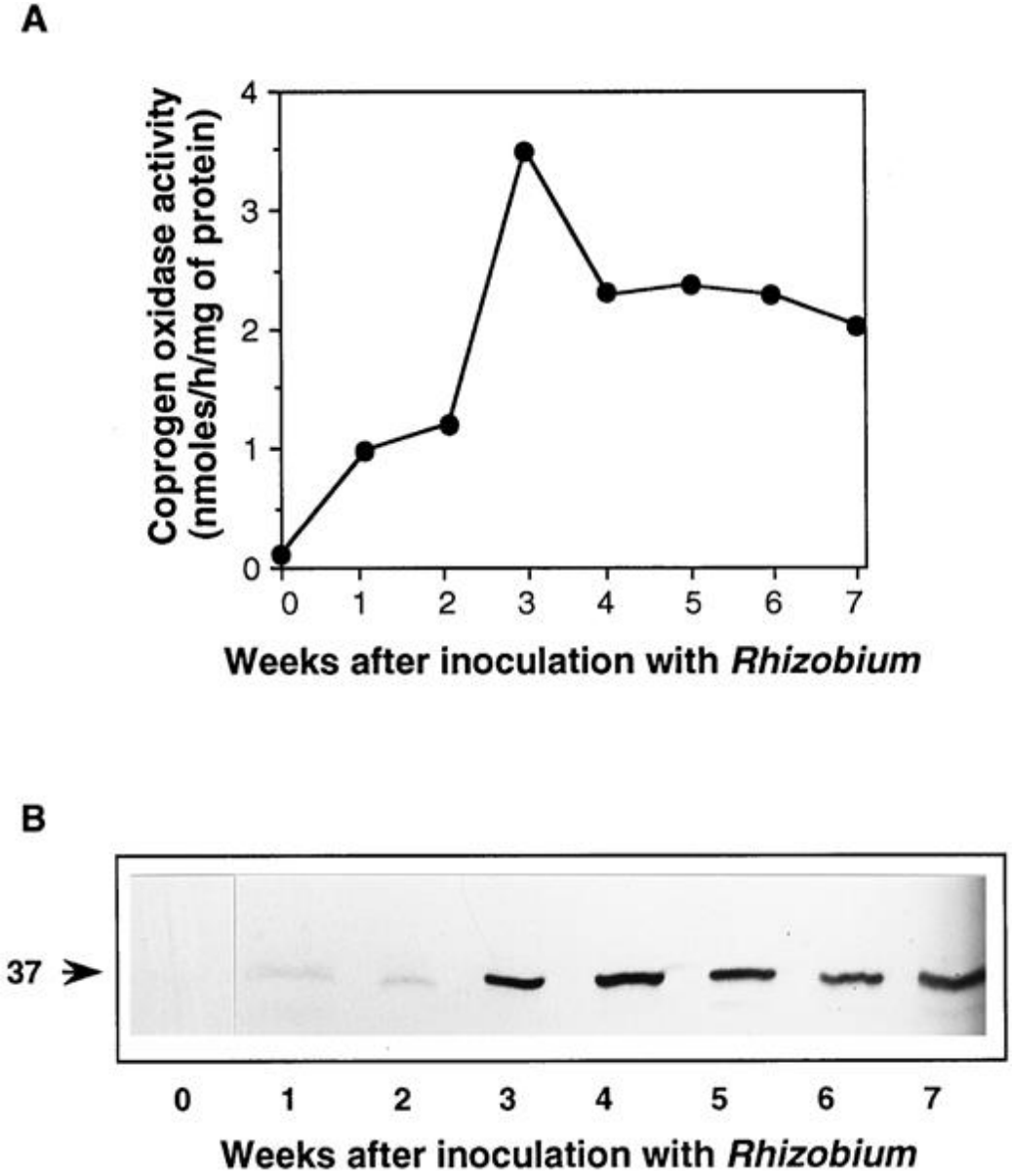

Open in new tab Download slide

Changes in coprogen oxidase during the development of soybean root nodules. A, Coprogen oxidase activity measured with the fluorimetric assay. Once determinate nodules were visible (after 2–3 weeks), these were removed from the roots, but the samples before this included some root material. The sample before inoculation was root alone. Each point is the mean of three assays of the same sample extract; the variation between assays was less than 10%. B, Western-blot analysis of coprogen oxidase on the same samples assayed in A. Soluble proteins (10 µg) were separated by SDS-PAGE, blotted onto nitrocellulose, and then challenged with polyclonal antibodies raised against recombinant soybean coprogen oxidase. Bound antibodies were visualized with alkaline phosphatase-linked second antibody followed by colorimetric detection. The arrow indicates the 37-kD coprogen oxidase protein.

Skip to Main Content

Because the assays were carried out on extracts from whole, unfractionated nodules, it was not possible to determine whether the enzyme activity was associated with the plant host or the bacterial symbiont. We therefore carried out western-blot analysis. Samples of the

Case No.: IPR2023-00208
U.S. Patent No. 11,013,250

soluble protein extracts were subjected to electrophoresis and transferred to nitrocellulose. The blot was then challenged with antibodies raised against the 37-kD soybean coprogen oxidase (M.A. Santana and A.G. Smith, unpublished data). These antibodies do not cross-react with a protein of similar size in extracts of free-living*B. japonicum* (data not shown). It can be seen (Fig. 2B) that during the first 4 weeks there was a parallel increase in the levels of enzyme protein, although there was not such an obvious decline in the older nodules. The amount of coprogen oxidase protein was estimated by densitometry to be 14 times greater in 3-week-old nodules than in uninfected roots. Although this figure shows that no immunoreactive protein was visible in the uninfected roots, when 3 times more protein was used (30 μg), a band was detected (Fig.3, lane 0). From these experiments, it would appear that the nodule-induced increase in expression of the soybean coprogen oxidase gene results directly in an increase in plant-specific coprogen oxidase protein, with a concomitant increase in enzyme activity within the nodule. Similar time courses of induction were observed after western-blot analysis of two of the earlier enzymes of the pathway, GSA aminotransferase (Sangwan and O'Brian, 1993;Frustaci et al., 1995) and ALA dehydratase (Kaczor et al., 1994).

Fig. 3.

Skip to Main Content

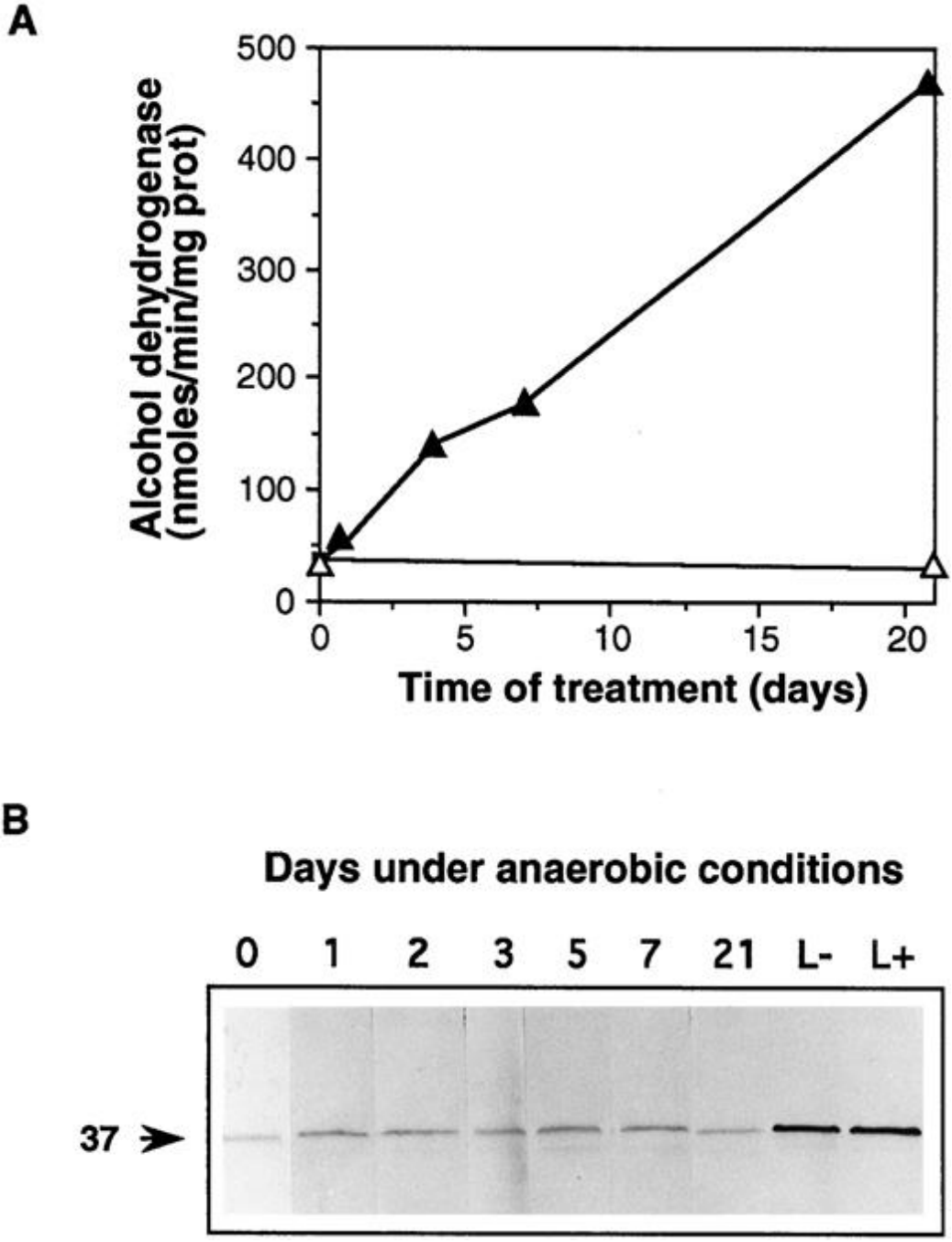

Open in new tab Download slide

Effect of anaerobiosis on soybean roots. Two-week-old soybean plants were placed in pots so that the roots were submerged in water through which either air or nitrogen was bubbled. A, Activity of alcohol dehydrogenase in roots under aerobic (▵) or anaerobic (▲) conditions. The increase in alcohol dehydrogenase in the latter samples confirmed that the roots were anaerobic (Russell et al., 1990). Each point is the mean of two assays carried out on the same extract. Levels of coprogen oxidase activity remained essentially undetectable in these roots throughout the treatment. B, Western analysis of coprogen oxidase. Soluble protein (30 µg) from roots grown under anaerobic conditions (0–21 d) or leaves from plants grown aerobically (L−) or anaerobically (L+) for 21 d were challenged with coprogen oxidase antibodies as described in the legend of Figure2. prot, Protein.

Skip to Main Content

Case No.: IPR2023-00208
U.S. Patent No. 11,013,250

Correlation between Coprogen Oxidase Activity and Leghemoglobin Synthesis

The observation that plant coprogen oxidase increases during nodulation suggests that it has a role in enhanced heme biosynthesis, presumably for leghemoglobin. To investigate this further, we determined the levels of heme in different-aged nodules and calculated the rate of heme synthesis over the period 3 to 4 weeks postinoculation to be 0.73 nmol h^{-1} g^{-1}fresh weight (Table I). For comparison, the rate of chlorophyll synthesis in soybean leaves was determined, both during greening of dark-grown etiolated plants and during leaf expansion of light-grown plants, and both were found to be much higher than that of heme synthesis in nodules. In contrast, coprogen oxidase activity was much greater in the nodules than in the leaves. This was also seen in the western analysis, in which the amount of coprogen oxidase per unit protein was estimated by densitometry to be 5 times greater in 3-week-old nodules (Fig. 2B, lane 3) compared with light-grown leaves (Fig. 3B, lane L).

Table I. Rates of tetrapyrrole synthesis and levels of tetrapyrroles in soybean tissues

Tissue	Coprogen Oxidase	Rate of Tetrapyrrole Synthesis	Heme	Chlorophyll
	nmol h^{-1} g^{-1} fresh wt		nmol g^{-1} fresh wt	
Nodules 21 d after infection	108.2 ±9.2	—	58.6 ±8.9	
Nodules 28 d after infection	81.4 ±6.2	0.73	181.5 ± 10.3	
24-h Greened leaves	35.0 ±4.8	—		388.9 ±23.0
48-h Greened leaves	15.9 ±1.6	26.9		955.6 ±16.5
Newly emerged leaves	38.9 ±1.8	—		2330.0 ± 58.9
Fully expanded leaves	16.6 ±0.2	3.3		2890.0 ± 89.5

Soybean plants were grown as described in Methods. For the measurement of heme synthesis during nodulation, they were grown in a greenhouse for 14 d before infection with *B. japonicum.* For chlorophyll synthesis during greening, plants were grown in complete darkness for 7 d and then exposed to continuous illumination. The rate was determined between 24 and 48 h, in the exponential phase. For chlorophyll synthesis during leaf expansion of light-grown plants, samples of leaves were taken at the newly emerged stage and then

Case No.: IPR2023-00208
U.S. Patent No. 11,013,250

again when they were fully expanded (7 d later). The enzyme activity values are the means ± se of four samples, and those for heme and chlorophyll are the means of three samples.

The fact that the activity of coprogen oxidase in nodules was much greater than that required to account for the rate of heme synthesis might mean that the induction of coprogen oxidase activity is unrelated to the need to synthesize more heme and is due to some other factor. One possibility is that the low free-oxygen content within the nodule is responsible for the induction. Coprogen oxidase uses molecular oxygen as one of its substrates, and in yeast the enzyme is induced by anaerobiosis (Zagorec and Labbe-Bois, 1986). It has been proposed that this induction in yeast is to ensure a large excess of the enzyme to scavenge any available oxygen so that heme synthesis may continue. We therefore investigated the effect of anaerobiosis on levels of coprogen oxidase by growing soybean roots in water through which either air or nitrogen was continuously bubbled. Root samples were taken after 1, 3, 5, 7, and 21 d of treatment, when plants under anaerobic conditions showed severe chlorosis of young leaves, growth retardation, and early senescence of mature leaves. There was considerable induction of alcohol dehydrogenase activity in the roots compared with those grown in air-saturated water (Fig. 3A), demonstrating that they were indeed under anaerobic stress (Russell et al., 1990). In contrast, coprogen oxidase activity remained essentially undetectable with the fluorimetric assay. This is also reflected in the western blot (Fig.3B), in which the levels of enzyme protein remained unchanged, considerably less than that present in leaves, either those from anaerobically treated plants (L+) or from controls (L-). In nodules there was 3 to 10 times more coprogen oxidase activity and protein than in green leaves (Table I). Similar results were obtained when a suspension culture of soybean cells was grown under anaerobic conditions. Although alcohol dehydrogenase activity was induced from 63 to 1385 nmol min^{-1} mg^{-1}protein after 8 d, as observed previously by Mohanty et al. (1993), coprogen oxidase activity remained essentially undetectable throughout the anaerobic treatment. Therefore, it is unlikely that the induction of coprogen oxidase in nodules is due to the anaerobic conditions but rather is due to a response to the need for increased heme synthesis.

Levels of Other Tetrapyrrole Synthesis Enzymes in Root Nodules

To investigate this further, the activities of other heme synthesis enzymes during the nodulation process were determined. Figure4 shows the results of a representative experiment expressed per gram fresh weight; essentially similar shaped curves were seen for enzyme-specific activity (data not shown). The activities of all of the enzymes followed very similar time courses over the 5-week period: in each case there was an increase in activity starting at about 14 d, which was when the first nodules were visible on the roots. The levels peaked at 21 d, concomitantly with the initial appearance of leghemoglobin, and were more

Skip to Main Content

Motif Exhibit 1011, Page 751 of 1241

Case No.: IPR2023-00208
U.S. Patent No. 11,013,250

than sufficient to account for the rate of heme synthesis in nodules during this period. The stimulation of the first three enzymes, ALA dehydratase, PBG deaminase, and coprogen oxidase, was about 17-fold, whereas it was only 3- to 4-fold for protogen oxidase and ferrochelatase, respectively, probably because the activities of the latter two enzymes were relatively high, even in uninfected roots. This increase in enzyme activity was specific to the nodule tissue, because the activities in the roots of the nodulated plants were essentially unaltered compared with uninfected plants (TableII). When the levels in nodules were compared with those in expanded green leaves, differences between the enzymes were apparent. Both ALA dehydratase and PBG deaminase activities were higher in leaves than in nodules, whereas for the two oxidases and ferrochelatase the reverse was true.

Fig. 4.

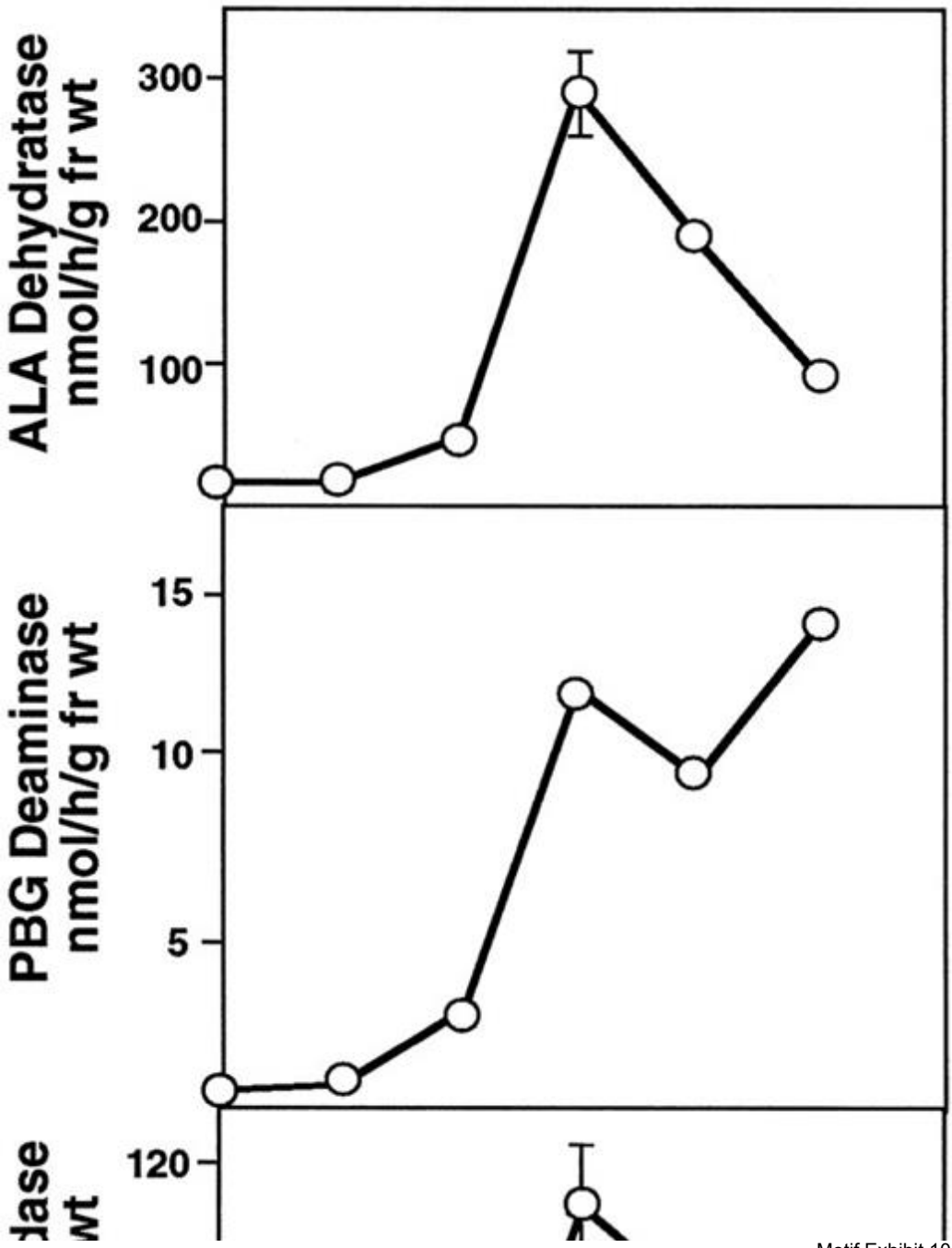

Skip to Main Co

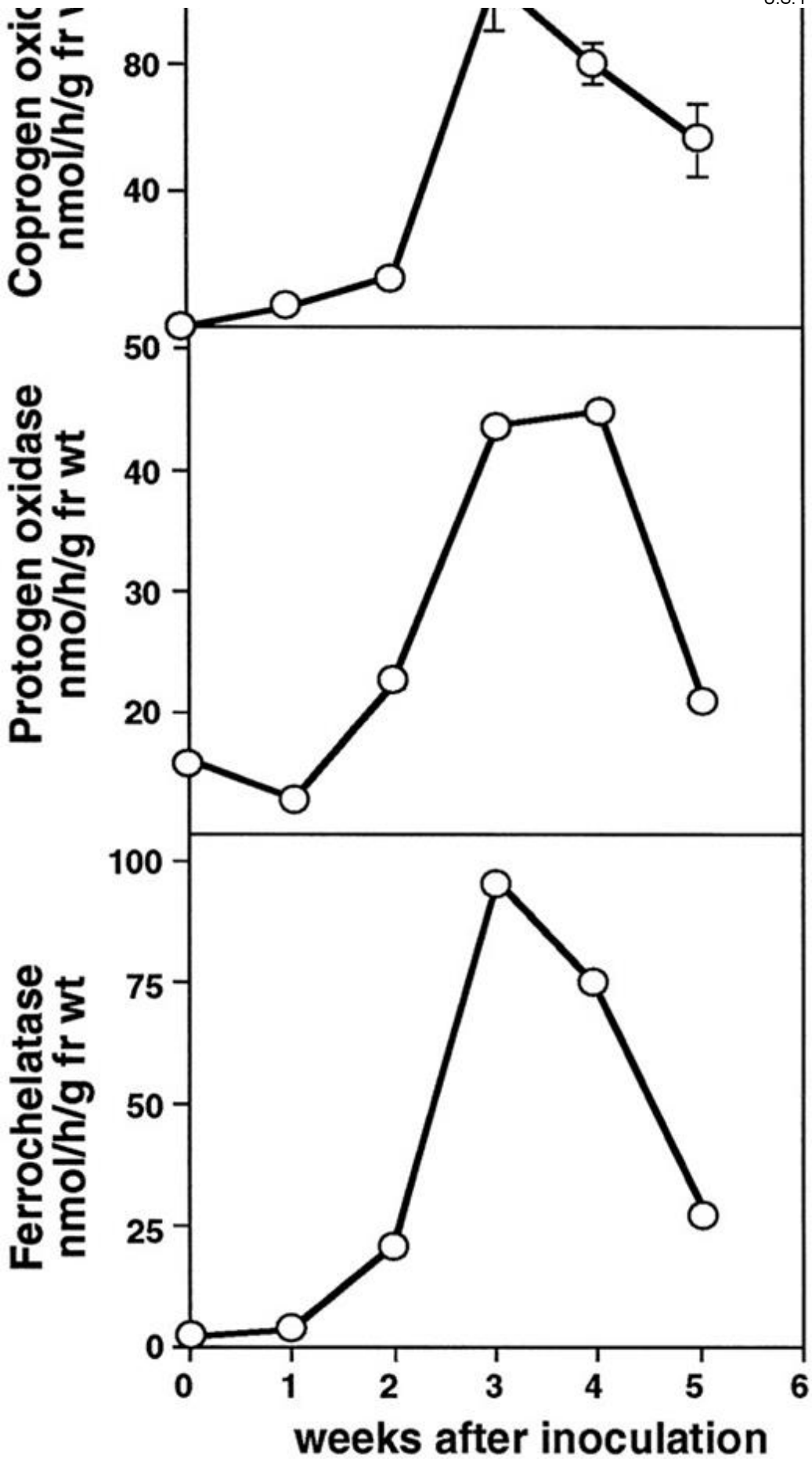

Skip to Main Co

Open in new tab Download slide

Case No.: IPR2023-00208
U.S. Patent No. 11,013,250

Activity of heme biosynthesis enzymes during the development of soybean root nodules. Samples of root nodule were taken as described in the legend of Figure 2 and assayed for the different enzyme activities. Each value is the mean of four replicate assays, except ferrochelatase, which is the mean of two replicates. The variation in assay values were in general less than 10%. This is a representative experiment; essentially similar time courses were observed on several occasions. fr wt, Fresh weight.

Table II. Activities of heme synthesis enzymes in soybean tissues

Heme Synthesis Enzyme	Before Inoculation		Three Weeks after Inoculation	
	Expanded leaves	Roots (uninfected)	Roots (infected)	Nodules
	nmol h^{-1} g^{-1} fresh wt			
ALA dehydratase (3)	317.0 ±19.0	16.7 ±2.8	18.0 ±2.0	291.0 ±3.3
PBG deaminase (3)	34.0 ±2.71	0.594 ±0.04	0.624 ±0.04	10.9 ±0.38
Coprogen oxidase (4)	16.6 ±0.21	n.d.[1-a]	n.d.	108.2 ±9.2
Protogen oxidase (4)	15.9 ±0.11	15.9 ±2.2	18.4 ±0.25	43.5 ±6.0
Ferrochelatase (2)	55.7	22.8	39.2	95.8

The levels of heme synthesis enzymes were determined in roots and expanded leaves of 2-week-old soybean plants and then again in nodules and roots 3 weeks after inoculation with *B. japonicum.* The values are the means ± se of the number of samples indicated in parentheses. Because four molecules of PBG are required for each tetrapyrrole molecule, in general, in most plant tissues examined the ALA dehydratase rate is much higher than that of the other enzymes of the pathway (Smith, 1986, 1988).

F1-a n.d., Not detectable.

To determine whether this increase in heme synthesis enzymes was a universal feature of nodule physiology or unique to soybean, enzyme activities were determined during nodulation of pea roots with *R. leguminosarum* bv *viciae*. TableIII presents the activity of ALA dehydratase, PBG deaminase, coprogen oxidase, and protogen oxidase in uninfected pea roots and in nodules 21 d after infection. For each enzyme, the activity was enhanced in the nodules, and as in soybean, both coprogen and protogen oxidase activities were greater in nodules than in green leaves.

Skip to Main Content

Table III. Activity of heme synthesis enzymes in pea tissues

Heme Synthesis Enzyme	Expanded Leaves	Uninfected Roots	Three-Week-Old Nodules

Case No.: IPR2023-00208
U.S. Patent No. 11,013,250

		nmol h^{-1} g^{-1} fresh wt	
ALA dehydratase	2400.0	30.1	225.0
PBG deaminase	191.8	2.99	23.5
Coprogen oxidase	11.2	n.d.	55.5
Protogen oxidase	17.1	n.d.	42.5

Pea plants were grown under a 16-h light, 8-h dark cycle as described in Methods. After 14 d, root and leaf samples were taken for assay, and the plants were inoculated with *R. leguminosarum* bv. *viciae.* Nodules (approximately 2 mm in diameter) were harvested after 3 weeks. The activities are the means of two determinations. The variation between samples was less than 10%. n.d., Not detectable.

In Situ Localization of Transcripts for Heme Synthesis Enzymes

Although the measurement of enzyme activities in nodules showed that the heme synthesis enzymes were elevated, as for coprogen oxidase, it is not possible to distinguish between the bacterial and plant enzymes when measuring enzyme activity alone. However, plant coprogen oxidase transcripts are increased in nodules (Madsen et al., 1993), as are transcripts of plant ALA dehydratase (Kaczor et al., 1994) and plant GSA aminotransferase (Sangwan and O'Brian, 1993; Frustaci et al., 1995). We have found that transcripts of PBG deaminase also increase during nodule development (data not shown). We have now studied the distribution of transcripts by in situ hybridization of three enzymes for which we had suitable cDNA clones. As well as demonstrating the increase in plant-specific message levels, it also provided information about the spatial location of the transcripts within the nodule.

The probes used were the cDNAs for soybean coprogen oxidase (Madsen et al., 1993), pea PBG deaminase (Witty et al., 1993), and pea ALA dehydratase (Boese et al., 1991). Antisense RNAs for each of these clones were prepared and hybridized to sections of soybean root nodules of 1 to 2 mm (3–4 weeks after infection), where the maximum induction of enzyme activity had been observed. In nodules of this size, the meristematic region has already differentiated into nodular tissue because soybean nodules are of the determinate type. The largest part of such a nodule is composed of central tissue containing mainly infected cells, which are surrounded by the nodule inner cortex and the outermost cortex (outer cortex). Sense RNAs were used as controls.

Skip to Main Content

With a ^{35}S-labeled antisense probe for ALA dehydratase, the transcript was localized in the central tissue of the nodule (Fig. 5, A and B), mainly in infected cells, with a gradient of expression in the infected zone of the central tissue. An increased signal was also present in

Case No.: IPR2023-00208
U.S. Patent No. 11,013,250

the nodule inner cortex (Fig. 5, A and B, red triangle), but a weak signal was visible in the uninfected cells of the outer cortex (Fig. 5A, red star). This was concluded from the light-microscope observations made at a higher magnification. No hybridization was obtained when the ^{35}S-labeled sense probe was used (Fig. 5C). Some thick-walled schlerenchyma cells, lignified xylem cells, and starch grains were refractive in dark-field microscopy (Fig. 5C, red triangles).

Fig. 5.

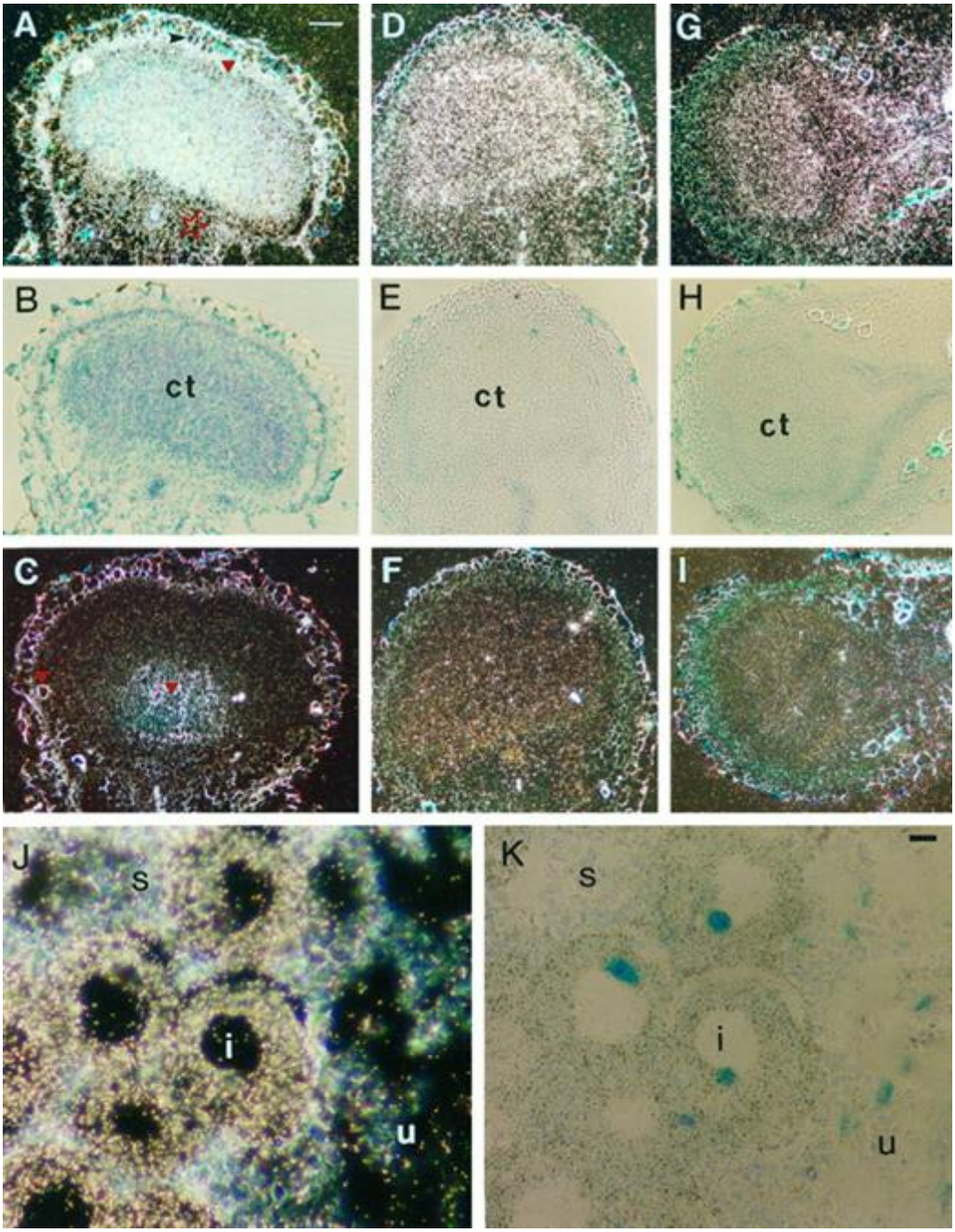

Skip to Main Content
Open in new tab
Download slide

Case No.: IPR2023-00208
U.S. Patent No. 11,013,250

Localization of ALA dehydratase (A–C), PBG deaminase (D–F), and coprogen oxidase (G–I) transcripts in longitudinal sections of soybean nodules using ^{35}S-labeled probes. A, C, D, F, G, and I, Dark-field micrographs in which silver grains are visible as white dots. B, E, and H, Bright-field micrographs of the same sections that show the antisense RNAs pictured in A, D, and G. An intense signal in the infected cells of the central tissue (ct) is observed in A, D, and G. Increased expression in the nodule inner cortex (red triangle in A) and weak expression in the outer cortex (red star in A) are apparent. A black arrowhead points to the endodermis in A. No specific signal was detectable in the micrographs probed with the sense transcripts (C, F, and I). Thick-walled schlerenchyma cells, lignified xylem cells, and starch grains appear yellowish-white (red triangles in C). Bar = 100 µm. J and K, Localization of PBG deaminase transcripts in longitudinal section of the root nodule of pea using the ^{35}S-labeled probe. Dark-field micrograph (J) shows that transcripts are localized in the cytoplasm of infected cells (i), whereas only few silver grains are present in uninfected cells (u). Starch (s) is visible as grayish grains in uninfected cells. K, Bright-field micrograph of section shown in J. Nuclei are stained blue. Bar = 10 µm.

The intensity of the signals obtained after hybridization with the PBG deaminase (Fig. 5, D and E) or with the coprogen oxidase (Fig. 5, G and H) probes was not as intense as with ALA dehydratase. However, the distribution of both PBG deaminase (Fig. 5D) and coprogen oxidase (Fig.5G) transcripts resembled that of ALA dehydratase, i.e. they were present in the central tissue, although there was no gradient of expression or an increased expression in the nodule inner cortex. No hybridization signal was obtained with sense probes for either of these two enzyme clones (Fig. 5, F and I).

In similar experiments on pea nodules, the results were the same. The transcripts of all three enzymes appeared even more distinct in infected cells of pea than in those of soybean because of the larger size of the pea nodule cells (Fig. 5, J and K). In both pea and soybean the signal intensities of the three enzyme transcripts were not significantly above background levels in root tissues adjacent to the nodule.

Leghemoglobin gene transcripts are located mainly in infected cells (de Billy et al., 1991; Tate et al., 1994). The plant heme synthesis enzymes are therefore increased in the same type of cells where the protein moiety of leghemoglobin is synthesized.

DISCUSSION

In this study we determined the expression of five heme synthesis enzymes during the nodulation of soybean and pea roots. All of these enzymes, ALA dehydratase, PBG deaminase, coprogen oxidase, protogen oxidase, and ferrochelatase, increase during nodulation, with a maximum at 3 weeks after infection with the appropriate inoculant (Fig. 4). The time courses of induction were virtually identical for each enzyme and paralleled the increase of both heme and holo-leghemoglobin in the nodule (Nadler and Avissar, 1977; Sangwan and O'Brian,

Skip to Main Content

Case No.: IPR2023-00208
U.S. Patent No. 11,013,250

1992). A similar observation was made for GSA aminotransferase, one of the enzymes of the C5 pathway (Sangwan and O'Brian, 1993), which was undetectable in uninfected roots, and increased to levels greater than in leaves 20 d after infection. This was paralleled by increases in transcript and enzyme protein (Frustaci et al., 1995). The same workers found that ALA dehydratase activity and message were high in nodules but were completely absent from uninfected roots (Kaczor et al., 1994). This differs somewhat from our results, in which ALA dehydratase was present before infection. Because the synthesis of heme is cell autonomous, the enzymes of the pathway would be expected to be present in all tissues of the plant to provide heme for cytochromes and other hemoproteins. The discrepancy might be explained by the fact that we used roots from 14-d-old plants, whereas Kaczor et al. (1994)measured activity in much older plants (23 d postinoculation). The detectable activity of ALA dehydratase and PBG deaminase in pea roots was found to be a maximum 5 d after germination and thereafter steadily declined (Smith, 1986). Additionally, maximum PBG deaminase activity was found in root tips compared with the older tissue in the elongation zone (Witty et al., 1993). Therefore, it is most likely that enzyme activity is present in roots but at levels too low to be assayed accurately. Similarly, we were unable to detect coprogen oxidase activity reproducibly in uninfected roots, most likely because of the limitations of the fluorimetric assay, which suffers from high background (Smith and Griffiths, 1993). In contrast, protein was detectable on western blots of uninfected roots (Fig. 3), and coprogen activity was measurable in roots (data not shown) using a more sensitive radiochemical assay (Elder and Evans, 1978).

Our assays of enzyme activity were carried out on extracts of whole, unfractionated nodules; therefore, it is not possible to distinguish whether the enzymes were plant or bacteria derived. However, support for the conclusion that it is the plant enzymes that are stimulated comes from the results of cell-fractionation studies. Sangwan and O'Brian (1991) found that ALA dehydratase and PBG deaminase levels were the same in free-living and symbiotic *B. japonicum*cells, and Jacobs et al. (1990) found increased protogen oxidase activity in the peribacteroid membrane (which is plant derived) compared with uninfected roots. We have obtained further evidence by investigating the levels of enzyme protein with antibodies and transcripts with the available cDNA probes. These molecular probes are specific for the plant enzymes and do not detect those from the symbiont. For coprogen oxidase, in situ hybridization confirmed earlier results (Madsen et al., 1993) that there is a specific increase in mRNA levels in nodules, and with western analysis we found a concomitant increase in enzyme protein, which correlates with the increase in enzyme activity. The similarly large increase in ALA dehydratase and PBG deaminase transcripts detected by northern analysis and in situ hybridization also provides evidence that the increase in enzyme activity is due to the plant-specific enzyme. Furthermore, the increased level of transcripts for the plant

Skip to Main Content

enzymes is specifically in the infected cells, where the apoprotein of leghemoglobin is exclusively synthesized (de Billy et al., 1991; Tate et al., 1994).

Thus, our results provide additional evidence for the involvement of the plant heme synthesis enzymes in the production of heme in the mature nodule. Because the major hemoprotein by far is leghemoglobin, the conclusion to be drawn is that the plant host provides some if not all of its prosthetic heme. At first this might seem contradictory to results obtained from the study of rhizobial mutants of heme synthesis. For instance, although *hemA* mutants (defective in ALA synthase) of *Rhizobium* sp. NGR234 (Stanley et al., 1988),*R. meliloti* (Leong et al., 1982, 1985; Mohapatra and Puhler, 1986; de Bruijn et al., 1989), and *Azorhizobium caulinodans*(Pawlowski et al., 1993) are able to elicit nodules on their corresponding host roots, the nodules are unable to fix nitrogen. Similarly, *B. japonicum* mutants defective in ALA dehydratase (*hemB*; Chauhan and O'Brian, 1993) and ferrochelatase (*hemH*; Frustaci and O'Brian, 1992) elicit such so-called Fix^- nodules. In all of these examples, there is no apoleghemoglobin. Another *B. japonicum* mutant lacking protogen oxidase activity, which also forms Fix^-nodules, nonetheless contains the leghemoglobin apoprotein (O'Brian et al., 1987) despite the lack of bacterial heme. In this case, the primary mutation has been demonstrated to be in a gene involved in the biosynthesis of *c*-type cytochromes (Ramseier et al., 1991). In contrast, a *hemA* mutant of *B. japonicum* MLG1, which has no detectable heme in the free-living form, induces the formation of functional nodules containing holo-leghemoglobin and other bacterial hemes (Guerinot and Chelm, 1986; Chauhan and O'Brian, 1993). This discrepancy has been explained by the proposal that ALA can be provided to the bacterial symbiont by the soybean host but that later intermediates cannot be transported across the peribacteroid membrane (Sangwan and O'Brian, 1991). Further evidence for this model comes from the observation that those *Rhizobium* species that require the *hemA* gene for symbiosis are severely deficient in ALA uptake activity (McGinnis and O'Brian, 1995).

Further work on the *hemA* mutants of *R. meliloti*using ultrastructural analysis, translation in vitro of plant RNA, and northern blots found that there was (a) atypical nodule morphology and infection thread development, (b) arrest early in development, and (c) only early nodulin genes expressed (Dickstein et al., 1991). Three of the mutants initiated nodules that did not contain any intracellular bacteria. A reduction in viable bacterial cells is observed in the*hemB* and *hemH* mutants as well (Frustaci and O'Brian, 1992; Chauhan and O'Brian, 1993). Thus, the Fix^- phenotype may not be a direct consequence of the bacteria's inability to supply heme for leghemoglobin but rather is a pleiotropic effect of the failure of nodule development.

Skip to Main Content

Although we have clearly demonstrated induction in the nodule of plant-specific enzymes of heme biosynthesis, it remains uncertain as to what signal leads to this induction. Although the time course of increase in the level of the coprogen oxidase transcript was the same as

Case No.: IPR2023-00208
U.S. Patent No. 11,013,250

that for leghemoglobin, there were no significant sequence similarities between the coprogen oxidase promoter and those of other late nodulin genes (Madsen et al., 1993). The induction is also unlikely to be in direct response to anoxia, which increases expression of the yeast coprogen oxidase gene (Zagorec and Labbe-Bois, 1986), because we could detect no increase in the soybean enzyme in roots subjected to anaerobiosis. This is perhaps not surprising, because although the nodule environment has a low free-oxygen content, this is mediated by leghemoglobin, which requires coprogen oxidase to provide its prosthetic group. Therefore, the requirement for increased coprogen oxidase activity would be before the production of a hypoxic environment. One interesting observation is that the coprogen oxidase gene appears to be induced in nodules to a much higher level than in leaves, even though the rates of tetrapyrrole synthesis are much greater in the latter (Table I). Similarly, protogen oxidase activity is greater in nodules than in leaves (Tables II and III). It is conceivable that the efficiency of extraction of the enzymes from the two tissues is different, although intuitively it would be expected to be easier from the softer leaf tissue. The present study is the first, to our knowledge, in which the activity of several of the tetrapyrrole synthesis enzymes has been determined in different tissues of the same plant, so this question must remain unresolved. Nonetheless, in nodules all of the enzymes are in vast excess over that required to sustain the observed rate of heme, even ALA dehydratase and PBG deaminase, which appear to be higher in leaves than in nodules.

An explanation for this apparent anomaly would be that there is considerable heme turnover; therefore, the rate we have calculated is an underestimate. Evidence for the ability of plants to turn over heme comes from the study of tetrapyrrole synthesis during the greening of etiolated seedlings, when there is massive flux through the chlorophyll branch of the pathway. When [^{14}C]ALA was administered to greening barley seedlings after 5 h of illumination, the specific radioactivities of extractable protoheme and pheophorbide (a chlorophyll derivative) were essentially the same, indicating that both were synthesized during the period. However, heme did not accumulate (Castelfranco and Jones, 1975). If a similar situation prevails in the nodule, the next obvious question is for what purpose is the heme synthesized? One possibility is that heme is not just required as a prosthetic group for leghemoglobin and respiratory cytochromes but that it is also involved in the regulation of nodule formation and/or function. Jensen et al. (1986) found that a heme-specific regulatory system in yeast modulated the translation of chimeric genes containing 5′ flanking sequences from the soybean leghemoglobin c_3 gene. More intriguingly, the*FixL* protein of *R. meliloti* has been shown to be a hemoprotein (Monson et al., 1992). *FixL* and*FixJ* form the two-component regulatory system involved in sensing and transducing the low-oxygen signal, which leads to expression of the rhizobial genes required for nitrogen fixation.

Skip to Main Content

In summary, the evidence presented in this paper supports that of earlier studies (Jacobs et al., 1990; Madsen et al., 1993; Sangwan and O'Brian, 1993; Kaczor et al., 1994, Frustaci et al., 1995; O'Brian, 1996), and together provide strong evidence that the plant cell is responsible for making at least some, if not all, of the heme moiety of leghemoglobin. Thus, the hypothesis that the plant host makes the apoprotein and the bacterial endosymbiont makes the prosthetic group (Appleby, 1984) is no longer tenable. Nonetheless, the fact that several rhizobial heme-synthesis mutants are unable to form functional nodules suggests the possibility that heme or some other tetrapyrrole is required as a signal for the induction of certain plant genes that are necessary for the later stages of nodule development and/or function.

ACKNOWLEDGMENTS

K.P.-M. thanks Dr. Ton Bisseling, Dr. Wei-Cai Yang, and Jan-Elo Jørgensen for helpful discussion of in situ-hybridization techniques. We are grateful to Dr. Mike Timko (University of Virginia, Charlottesville) for the gift of the cDNA clone for pea ALA dehydratase.

Abbreviations:

ALA 5-aminolevulinic acid

coprogen oxidase coproporphyrinogen III oxidase

GSA glutamate-1-semialdehyde

PBG porphobilinogen

protogen protoporphyrinogen IX

Skip to Main Content

LITERATURE CITED

1 Appleby CA Leghemoglobin and *Rhizobium* respiration. *Annu Rev Plant Physiol* 35 1984 443 478

Google Scholar Crossref WorldCat

2 Arnon DI Copper enzymes in chloroplasts: polyphenoloxidase in *Beta vulgaris*. *Plant Physiol* 24 1949 1 15
Google Scholar Crossref PubMed WorldCat

3 Boese QF Spano AJ Li J Timko MP Aminolevulinic acid dehydratase in pea (*Pisum sativum* L.)—identification of an unusual metal-binding domain in the plant enzyme. *J Biol Chem* 266 1991 17060 17066
Google Scholar Crossref PubMed WorldCat

4 Castelfranco PA Jones OTG Protoheme turnover and chlorophyll synthesis in greening barley tissue. *Plant Physiol* 55 1975 485 490
Google Scholar Crossref PubMed WorldCat

5 Chauhan S O'Brian MR *Bradyrhizobium japonicum* delta-aminolevulinic acid dehydratase is essential for symbiosis with soybean and contains a novel metal-binding domain. *J Bacteriol* 175 1993 7222 7227
Google Scholar Crossref PubMed WorldCat

6 Cox KH Goldberg RB Analysis of plant gene expression. Shaw CH *Plant Molecular Biology: A Practical Approach.* 1988 1 34 IRL Press Oxford, UK

7 Cutting JA Schulman HM The site of heme synthesis in soybean root nodules. *Biochim Biophys Acta* 192 1969 486 493
Google Scholar Crossref PubMed WorldCat

8 de Billy F Barker DG Gallusci P Truchet G Leghaemoglobin gene transcription is triggered in a single cell layer in the indeterminate nitrogen-fixing root nodule of alfalfa. *Plant J* 1 1991 27 35
Google Scholar Crossref WorldCat

9 de Bruijn FJ Rossbach S Schneider M Ratet P Messmer S Szeto WW Ausubel FM Schell J *Rhizobium meliloti* 1021 has 3 differentially regulated loci involved in glutamine biosynthesis, none of which is essential for symbiotic nitrogen-fixation. *J Bacteriol* 171 1989 1673 1682
Google Scholar Crossref PubMed WorldCat

10 Dickstein R Scheirer DC Fowle WH Ausubel FM Nodules elicited by *Rhizobium meliloti* heme mutants are arrested at an early stage of development. *Mol Gen Genet* 230 1991 423 432
Google Scholar Crossref PubMed WorldCat

Skip to Main Content

11 Elder GH Evans JO A radiochemical method for the measurement of coproporphyrinogen oxidase and the utilization of substrates other than coproporphyrinogen III by the enzyme from rat liver. *Biochem J* 169 1978 205 214

Google Scholar Crossref PubMed WorldCat

12 Frustaci JM O'Brian MR Characterization of a *Bradyrhizobium japonicum* ferrochelatase mutant and isolation of the *hemH* gene. *J Bacteriol* 174 1992 4223 4229
Google Scholar Crossref PubMed WorldCat

13 Frustaci JM Sangwan I O'Brian MR *Gsa1* is a universal tetrapyrrole synthesis gene in soybean and is regulated by a GAGA element. *J Biol Chem* 270 1995 7387 7393
Google Scholar Crossref PubMed WorldCat

14 Guerinot ML Chelm BK Bacterial δ-aminolevulinic acid synthase activity is not essential for leghemoglobin formation in the soybean/*Bradyrhizobium japonicum* symbiosis. *Proc Natl Acad Sci USA* 83 1986 1837 1841
Google Scholar Crossref PubMed WorldCat

15 Haaker H Biochemistry and physiology of nitrogen-fixation. *Bioessays* 9 1988 112 117
Google Scholar Crossref WorldCat

16 Jacobs JM Jacobs NJ Borotz SE Guerinot ML Effects of the photobleaching herbicide, acifluorofen-methyl, on protoporphyrinogen oxidation in barley organelles, soybean root mitochondria, soybean root nodules and bacteria. *Arch Biochem Biophys* 280 1990 369 375
Google Scholar Crossref PubMed WorldCat

17 Jensen EO Marcker KA Villadsen IS Heme regulates the expression in *Saccharomyces cerevisiae* of chimaeric genes containing 5′-flanking soybean leghemoglobin sequences. *EMBO J* 5 1986 843 847
Google Scholar Crossref PubMed WorldCat

18 Jensen EO Paludan K Hyldig-Nielsen JJ Jørgensen P Marcker KA The structure of a chromosomal leghaemoglobin gene from soybean. *Nature* 291 1981 677 679
Google Scholar Crossref WorldCat

19 Kaczor CM Smith MW Sangwan I O'Brian MR Plant δ-aminolevulinic acid dehydratase. Expression in soybean root nodules and evidence for a bacterial lineage of the *Alad* gene. *Plant Physiol* 104 1994 1411 1417
Google Scholar Crossref PubMed WorldCat

20 Kannangara CG Gough SP Bruyant P Hoober JK Kahn A von Wettstein D Transfer RNA-Glu as a cofactor in delta-aminolevulinate biosynthesis—steps that regulate chlorophyll synthesis. *Trends Biochem Sci* 13 1988 139 143
Google Scholar Crossref PubMed WorldCat

Skip to Main Content

21 Labbe P Camadro J-M Chambon H Fluorometric assays for coproporphyrinogen oxidase and protoporphyrinogen oxidase. *Anal Biochem* 149 1985 248 260
Google Scholar Crossref PubMed WorldCat

22 Laemmli UK Cleavage of structural proteins during the assembly of the head of bacteriophage T4. *Nature* 227 1970 680 685
Google Scholar Crossref PubMed WorldCat

23 Leong SA Ditta GS Helinski DR Heme biosynthesis in *Rhizobium*. Identification of a cloned gene coding for δ-aminolevulinic acid synthetase from *Rhizobium meliloti*. *J Biol Chem* 257 1982 8724 8730
Google Scholar Crossref PubMed WorldCat

24 Leong SA Williams PH Ditta GS Analysis of the 5′ regulatory region of the gene for delta-aminolevulinic acid synthetase of *Rhizobium meliloti*. *Nucleic Acids Res* 13 1985 5956 5976
Google Scholar Crossref WorldCat

25 Madsen O Sandal L Sandal N Marcker KA A soybean coproporphyrinogen oxidase gene is highly expressed in root nodules. *Plant Mol Biol* 23 1993 35 43
Google Scholar Crossref PubMed WorldCat

26 McGinnis SD O'Brian MR The rhizobial *hemA* gene is required for symbiosis in species with deficient delta-aminolevulinic acid uptake activity. *Plant Physiol* 108 1995 1547 1552
Google Scholar Crossref PubMed WorldCat

27 Mohanty B Wilson PM ap Rees T Effects of anoxia on growth and carbohydrate-metabolism in suspension-cultures of soybean and rice. *Phytochemistry* 34 1993 75 82
Google Scholar Crossref WorldCat

28 Mohapatra SS Puhler A Detection of nodule-specific polypeptides from effective and ineffective root-nodules of *Medicago sativa* L. *J Plant Physiol* 126 1986 269 281
Google Scholar Crossref WorldCat

29 Monson EK Weinstein M Ditta GS Helinski DR The FixL protein of *Rhizobium meliloti* can be separated into a heme-binding oxygen sensing domain and a functional C-terminal kinase domain. *Proc Natl Acad Sci USA* 89 1992 4280 4284
Google Scholar Crossref PubMed WorldCat

Skip to Main Content

30 Nadler KD Avissar YJ Heme synthesis in soybean root nodules. On the role of bacteroid δ-aminolevulinic acid synthase and δ-aminolevulinic acid dehydratase in the synthesis of the heme of leghemoglobin. *Plant Physiol* 60 1977 433 436

Google Scholar Crossref PubMed WorldCat

31 O'Brian MR Heme synthesis in the *Rhizobium*-legume symbiosis—a palette for bacterial and eukaryotic pigments. *J Bacteriol* 178 1996 2471 2478
Google Scholar Crossref PubMed WorldCat

32 O'Brian MR Kirshbom PM Maier RJ Bacterial heme-synthesis is required for expression of the leghemoglobin holoprotein but not the apoprotein in soybean root-nodules. *Proc Natl Acad Sci USA* 84 1987 8390 8393
Google Scholar Crossref PubMed WorldCat

33 Pawlowski K Gough SP Kannangara CG Debruijn FJ Characterization of a 5-aminolevulinic acid synthase mutant of *Azorhizobium caulinodans* Ors571. *Mol Plant-Microbe Interact* 6 1993 35 44
Google Scholar Crossref WorldCat

34 Porra RJ Lascelles J Studies on ferrochelatase: the enzymatic formation of haem in proplastids, chloroplasts and plant mitochondria. *Biochem J* 108 1968 343 348
Google Scholar Crossref PubMed WorldCat

35 Ramseier TM Winteler HV Hennecke H Discovery and sequence analysis of bacterial genes involved in the biogenesis of *c*-type cytochromes. *J Biol Chem* 266 1991 7793 7803
Google Scholar Crossref PubMed WorldCat

36 Russell DA Wong DML Sachs MM The anaerobic response of soybean. *Plant Physiol* 92 1990 401 407
Google Scholar Crossref PubMed WorldCat

37 Sangwan I O'Brian MR Evidence for an inter-organismic heme biosynthetic pathway in symbiotic soybean root nodules. *Science* 251 1991 1220 1222
Google Scholar Crossref PubMed WorldCat

38 Sangwan I O'Brian MR Characterization of delta-aminolevulinic acid formation in soybean root nodules. *Plant Physiol* 98 1992 1074 1079
Google Scholar Crossref PubMed WorldCat

39 Sangwan I O'Brian MR Expression of the soybean (*Glycine max*) glutamate 1-semialdehyde aminotransferase gene in symbiotic root nodules. *Plant Physiol* 102 1993 829 834
Google Scholar Crossref PubMed WorldCat

Skip to Main Content

40 **Smith AG** (1986) Enzymes for chlorophyll synthesis in developing peas. *In* G Akoyunoglou, H Senger, eds, Regulation of Chloroplast Differentiation. Alan R. Liss, New York, pp 49–54

41 Smith AG Subcellular localization of two porphyrin-synthesis enzymes in *Pisum sativum* (pea) and *Arum* (cuckoo-pint) species. *Biochem J* 249 1988 423 428
Google Scholar Crossref PubMed WorldCat

42 Smith AG Griffiths WT Enzymes of heme and chlorophyll synthesis. *Methods Plant Biochem* 9 1993 299 343
Google Scholar WorldCat

43 Smith AG Marsh O Elder GH Investigation of the subcellular location of the tetrapyrrole-biosynthesis enzyme coproporphyrinogen oxidase in higher plants. *Biochem J* 292 1993 503 508
Google Scholar Crossref PubMed WorldCat

44 Stanley J Dowling DN Broughton WJ Cloning of *hemA* from *Rhizobium* sp NGR234 and symbiotic phenotype of a gene-directed mutant in diverse legume genera. *Mol Gen Genet* 215 1988 32 37
Google Scholar Crossref WorldCat

45 Tate R Patriarca EJ Riccio A Defez A Iaccarino M Development of *Phaseolus vulgaris* root-nodules. *Mol Plant Microbe Interact* 7 1994 582 589
Google Scholar Crossref WorldCat

46 van de Wiel C Scheres B Franssen H van Lierop MJ van Lammeren A van Kammen A Bisseling T The early nodulin transcript *enod2* is located in the nodule parenchyma (inner cortex) of pea and soybean root-nodules. *EMBO J* 9 1990 1 7
Google Scholar Crossref PubMed WorldCat

47 Witty M Wallace-Cook ADM Albrecht H Spano AJ Michel H Shabanowitz J Hunt DF Timko MP Smith AG Structure and expression of chloroplast-localized porphobilinogen deaminase from pea (*Pisum sativum* L.) isolated by redundant PCR. *Plant Physiol* 103 1993 139 147
Google Scholar Crossref PubMed WorldCat

48 Zagorec M Buhler JM Treich I Keng T Guarente L Labbe-Bois R Isolation, sequence, and regulation by oxygen of the yeast *HEM13* gene coding for coproporphyrinogen oxidase. *J Biol Chem* 263 1988 9718 9724
Google Scholar Crossref PubMed WorldCat

49 Zagorec M Labbe-Bois R Negative control of yeast coproporphyrinogen oxidase synthesis by heme and oxygen. *J Biol Chem* 261 1986 2506 2509
Google Scholar Crossref PubMed WorldCat

Skip to Main Content

Author notes

1 This work was supported by a studentship from the Venezuelan National Academy of Science (M.A.S.), and by a short-term fellowship from the European Molecular Biology Organization and grants from the Joint Committee of the Nordic Natural Science Research Councils (K.P.-M.).

2 Present address: Instituto Internacional de Estudios Avanzados, Centro de Biociencias, Apartado 17606, Parque Central, Caracas 1015 A, Venezuela.

3 Permanent address: Laboratory of Plant Physiology and Molecular Biology, Department of Biology, University of Turku, FIN-20014 Turku, Finland.

* Corresponding author; e-mail as25@cam.ac.uk; fax 44–1223–333953.

Copyright © 1998 American Society of Plant Physiologists

This article is published and distributed under the terms of the Oxford University Press, Standard Journals Publication Model (https://academic.oup.com/journals/pages/open_access/funder_policies/chorus/standard_publication_model)

Copyright © 1998 American Society of Plant Physiologists

Skip to Main Content

Advertisement

CITATIONS VIEWS ALTMETRIC

220

More metrics information

Email alerts

Skip to Main Content

Article activity alert

Advance article alerts

New issue alert

Subject alert

Receive exclusive offers and updates from Oxford Academic

Recommended

Expression of a Soybean Gene Encoding the Tetrapyrrole-Synthesis Enzyme Glutamyl-tRNA Reductase in Symbiotic Root Nodules

Indu Sangwan et al., Plant Phyisol, 1999

Plant [delta]-Aminolevulinic Acid Dehydratase (Expression in Soybean Root Nodules and Evidence for a Bacterial Lineage of the Alad Gene)

C. M. Kaczor et al., Plant Phyisol, 1994

Heme Synthesis in Soybean Root NodulesI. On the Role of Bacteroid δ-Aminolevulinic Acid Synthase and δ-Aminolevulinic Acid Dehydrase in the Synthesis of the Heme of Leghemoglobin

Kenneth D. Nadler et al., Plant Phyisol, 1977

Kitazin-pea interaction: understanding the fungicide induced nodule alteration, cytotoxicity, oxidative damage and toxicity alleviation by Rhizobium leguminosarum

Mohammad Shahid et al., RSC Advances, 2019

Mechanisms underlying legume–rhizobium symbioses

Jun Yang et al., Journal of Integrative Plant Biology, 2021

NLP1 reciprocally regulates nitrate inhibition of nodulation through SUNN-CRA2 signaling in Medicago truncatula

Zhenpeng Luo et al., Plant Communications, 2021

Skip to Main Content

Powered by TREND MD

Related articles in

Web of Science

Google Scholar

Citing articles via

Web of Science (19)

Google Scholar

Crossref

Latest | **Most Read** | **Most Cited**

Ice plant root plasma membrane aquaporins are regulated by clathrin-coated vesicles in response to salt stress

The B-box transcription factor IbBBX29 regulates leaf development and flavonoid biosynthesis in sweet potato

HEAT RESPONSIVE PROTEIN regulates heat stress via fine-tuning ethylene/auxin signaling pathways in cotton

Transcription factors KNAT3 and KNAT4 are essential for integument and ovule formation in Arabidopsis

RNA-binding protein MAC5A interacts with the 26S proteasome to regulate DNA damage response in Arabidopsis

Skip to Main Content

Case No.: IPR2023-00208
U.S. Patent No. 11,013,250

More from Oxford Academic

Biological Sciences

Plant Sciences and Forestry

Science and Mathematics

Books

Journals

About Plant Physiology
Editorial Board
Author Guidelines
Recommend to Your Librarian
Advertising & Corporate Services
Meeting Management Services
The Signal
Plantae
Plant Science Research Weekly
Taproot: A Plantae Podcast
ASPB
Donations
Awards & Funding
Plant Science Today
Plant Biology Meeting
WeChat
Twitter

Plant Physiology®

Online ISSN 1532-2548
Print ISSN 0032-0889
Copyright © 2022 American Society of Plant Biologists

About Oxford Academic
Publish journals with us
University press partners
What we publish
New features
Authoring
Open access
Purchasing
Get help with access
Institutional account management

Accessibility
Contact us
Advertising
Media enquiries
Legal and policy
Oxford University Press
News
Oxford Languages
Epigeum
University of Oxford

Oxford University Press is a department of the University of Oxford. It furthers the University's objective of excellence in

research, scholarship, and education by publishing worldwide

OXFORD UNIVERSITY PRESS

Copyright © 2022 Oxford University Press Cookie policy Privacy policy Legal notice

Attachment 45b

```
001    992785233405961
005    20191029185838.0
008    750921c19269999mdumr1p       0   a0eng d
010    ##$aagr28001636 //r83
012    ##$a2 $b3 $en $k1 $l1 $m1
022    0#$a0032-0889
030    ##$aPLPHAY
032    ##$a435180 $bUSPS
035    ##$a(OCoLC)1642351
035    ##$a(Horizon)385950
035    ##$a(MoKL)278523-lhalldb
035    ##$a(lhalldb)278523-lhalldb
037    ##$bAmerican Society of Plant Physiologists, P.O. Box 1688,
Rockville, MD 20850
037    ##$c$30.00 (regular members and student members)
040    ##$aMUL $cMUL $dNSD $dOCL $dIUL $dDLC $dNSD $dSER $dDLC $dRCS
$dAIP $dNST $dAGL $dNST $dNSD $dNST $dNLM $beng
042    ##$ansdp $alc
049    ##$aLHLA
050    00$aQK1 $b.P68
060    0#$aW1 $bPL105P
069    0#$a0401224
069    1#$aP16540000
070    0#$a450 $bP692
072    #0$aF600
082    0#$a581.1/05 $219
130    0#$aPlant physiology (Lancaster, Pa.)
210    0#$aPlant physiol. $b(Bethesda)
222    #0$aPlant physiology $b(Bethesda)
245    10$aPlant physiology.
260    ##$a[Rockville, MD] : $bAmerican Society of Plant
Physiologists, $c1926 -
310    ##$aMonthly $b<, Jan.-Mar. 1982>
321    ##$aBimonthly, $b1954-1981
321    ##$aQuarterly, $b1926-1953
510    1#$aBiological & agricultural index $x0006-3177
510    2#$aAbstract bulletin of the Institute of Paper Chemistry
$x0020-3033
510    2#$aBibliography of agriculture $x0006-1530
510    2#$aBiological abstracts $x0006-3169
510    2#$aChemical abstracts $x0009-2258
510    2#$aEnergy information abstracts $x0147-6521
510    2#$aEnergy research abstracts $x0160-3604
510    2#$aEnvironment abstracts $x0093-3287
510    2#$aExcerpta medica
510    2#$aInternational aerospace abstracts $x0020-5842
510    2#$aLife sciences collection
510    0#$aBiography index $x0006-3053
510    0#$aNuclear science abstracts $x0029-5612
```

```
510    2#$aPESTDOC
510    2#$aRINGDOC
510    2#$aVETDOC
510    0#$aSelected water resources abstracts $x0037-136X
525    ##$aBeginning with vol. 30(1955), each volume includes a
separate supplement containing program and abstracts for the
American Society of Plant Physiologists' Annual meeting.
650    #0$aPlant physiology $vPeriodicals.
710    2#$aAmerican Society of Plant Physiologists.
770    0#$tPlant physiology. Supplement $x0079-2241 $w(DLC)sn
80000504 $w(OCoLC)2112004
850    ##$aCU-A $aCtW $aDLC $aDNAL $aInLP $aMChB $aMnSU $aNAurW
$aOkU $aP $aTU-M $aViBlbV $aViU
936    ##$aUnknown $aMar. 1982
948    ##$aLTI 07/31/2015
```

Attachment 45c

The Library of Congress

>> Go to Library of Congress Online Catalog

LIBRARY OF CONGRESS AUTHORITIES

The Library's Main Reading Room will close to researchers earlier than usual, at 5:00pm, on Thurs., Nov. 3. All other reading rooms will be open according to their daily schedules.

Help | New Search | Search History | Headings List | Start Over

Previous Next

MARC Display | Labelled Display

LC control no.: sh2010106534
LCCN Permalink: https://lccn.loc.gov/sh2010106534
HEADING: Plant physiology Periodicals

000 00467cz a2200169n 450
001 8244945
005 20110729163902.0
008 100413|| anannbabn |n ana
010 __ |**a** sh2010106534
035 __ |**a** (DLC)464388
035 __ |**a** (DLC)sh2010106534
040 __ |**a** DLC |**b** eng |**c** DLC
150 __ |**a** Plant physiology |**v** Periodicals
667 __ |**a** Record generated for validation purposes.
670 __ |**a** Work cat.: Acta Universitatis Lodziensis, 1986
906 __ |**t** 8888 |**u** tc00 |**v** 0
953 __ |**a** tc00

Previous Next

Save, Print or Email Records (View Help)

Select Download Format: Text (Labelled Display) Press to SAVE or PRINT

Email Text (Labelled Display) to: Press to SEND EMAIL

Help - Search - Search History - Headings List - Start Over

Library of Congress
URL: https://www.loc.gov/

Mailing Address:
101 Independence Ave,

Library of Congress Authorities
URL: http://authorities.loc.gov/
Library of Congress Online Catalog
URL: https://catalog.loc.gov/

Questions, comments, error reports: Contact Us

S.E.
Washington, DC 20540

Attachment 45d

OCLC 1642351 **No holdings in XXX - 659 other holdings**

Continuing Resources

								Rec Stat		Entered	19750921	Replaced	20220808150847.2
Type	a	ELvl		Srce	c	GPub		Ctrl		Lang	eng		
BLvl	s	Form		Conf	0	Freq	m	MRec		Ctry	mdu		
S/L	0	Orig		EntW		Regl	r	Alph	a				
Desc	a	SrTp	p	Cont		DtSt	d	Dates	1926	, 2014			

010 agr28001636
040 MUL $b eng $c MUL $d NSD $d OCL $d IUL $d DLC $d NSD $d SER $d DLC $d RCS $d AIP $d NST $d AGL $d NST $d NSD $d NST $d NLM $d OCL $d AGL $d CUS $d GUA $d CUS $d AGL $d EYM $d NSD $d AGL $d OCLCQ $d HNK $d NLGGC $d LVB $d EEM $d EYM $d OCLCQ $d M6U $d UKMGB $d OCLCQ $d OCLCO $d OCLCF $d P4I $d TXA $d OCLCO $d KASET $d OCLCO $d OCLCQ $d OCLCO $d OCLCA $d L2U $d CGU
012 2 $b 3 $e n $j 0 $k 1 $l 1 $m 1
016 7 0401224 $2 DNLM
016 7 P16540000 $z SR0076122 $2 DNLM
016 7 007864292 $2 Uk
019 968068569 $a 978977008 $a 1011868728 $a 1026341655 $a 1039347702 $a 1043975004 $a 1052902444 $a 1063331149 $a 1081553719 $a 1167194363 $a 1184153991 $a 1201601119 $a 1201846466 $a 1201863962 $a 1242738620 $a 1242815020
022 0 0032-0889 $l 0032-0889 $2 1
030 PLPHAY
032 435180 $b USPS
037 $b American Society of Plant Physiologists, P.O. Box 1688, Rockville, MD 20850
042 nsdp $a pcc
050 00 QK1 $b .P68
060 00 W1 $b PL105P
070 0 450 $b P692
072 0 F600
082 04 581.1/05 $2 19
090 $b
130 0 Plant physiology (Lancaster, Pa.)
210 0 Plant physiol. $b (Bethesda)
222 0 Plant physiology $b (Bethesda)
245 10 Plant physiology.
260 [Rockville, MD] : $b American Society of Plant Physiologists
300 volumes : $b illustrations ; $c 28 cm
310 Monthly, $b <Jan.-Mar. 1982
321 Bimonthly, $b 1954-
321 Quarterly, $b 1926-1953
336 text $b txt $2 rdacontent
337 unmediated $b n $2 rdamedia
338 volume $b nc $2 rdacarrier

362 1 Began with Jan. 1926 issue.
362 1 Ceased in print with: Vol. 166, no. 4 (Dec. 2014).
500 Publisher: American Society of Plant Biologists, <May 2001-Dec. 2014.
510 2 Chemical abstracts $x 0009-2258
580 Beginning with Aug. 1995 issue, Plant gene register section is no longer printed with the journal and is issued only online.
588 Description based on: Vol. 69, no. 1 (Jan. 1982); title from cover.
588 Latest issue consulted: Vol. 166, no. 4 (Dec. 2014).
650 0 Plant physiology $v Periodicals.
650 6 Physiologie végétale $v Périodiques.
650 7 42.42 plant physiology. $0 (NL-LeOCL)077603222 $2 bcl
650 7 Plant physiology. $2 fast $0 (OCoLC)fst01065616
650 17 Planten. $2 gtt
650 17 Fysiologie. $2 gtt
650 2 Plants. $0 (DNLM)D010944
655 7 Periodicals. $2 fast $0 (OCoLC)fst01411641
655 7 Electronic journals. $2 lcgft
655 2 Periodical. $0 (DNLM)D020492
710 2 American Society of Plant Physiologists.
710 2 American Society of Plant Biologists.
730 0 Plant physiology (Online)
740 02 Plant gene register.
740 02 Electronic plant gene register.
770 0 $t Plant physiology. Supplement $x 0079-2241 $w (DLC)sn 80000504 $w (OCoLC)2112004
776 08 $i Online version: $t Plant physiology (Lancaster, Pa. : Online) $x 1532-2548 $w (DLC) 00212541 $w (OCoLC)43437968
776 08 $i Online version: $t Plant physiology (Lancaster, Pa.) $w (OCoLC)989094464
850 CU-A $a CtW $a DLC $a DNAL $a GU $a InLP $a MChB $a MnSU $a NAurW $a OkU $a P $a TU-M $a ViBlbV $a ViU
856 41 $u http://www.plantphysiol.org/
856 41 $u http://www.jstor.org/journals/00320889.html
856 42 $3 Plant gene register $u http://www.tarweed.com/

Attachment 46a

```
001    99114252490001451
005    20220726213021.0
008    081117c20089999ne  x         0   a0eng c
010    ##$a  2009237250
015    ##$a992021839 $2dnb
016    7#$a992021839 $2DE-101
016    7#$a2473077-4 $2DE-600
016    7#$a101497281 $2DNLM
019    ##$a1011879190
022    ##$a1876-1623
035    ##$a(OCoLC)272560810 $z(OCoLC)1011879190
035    ##$a(OCoLC)ocn272560810
040    ##$aYDXCP $beng $cYDXCP $dEMM $dUMS $dNLGGC $dTJC $dNLM $dCIT
$dHNK $dHEBIS $dGBVCP $dVRC $dCNMBL $dVRC $dGUA $dCUV $dOCLCQ $dDLC
$dOCLCF $dP4I $dOCLCQ $dWCM $dYDX $dPHUST $dOCLCO $dOCLCQ $dTYC
$dOCLCA $dOCLCO $dOCL
042    ##$apcc
049    ##$aMAIN
050    00$aQD431 $b.A3
060    00$aW1 $bAD79
084    ##$a35.62 $2bcl
084    ##$a35.75 $2bcl
099    ##$aSHELVED BY TITLE $9local
210    10$aAdv Protein Chem Struct Biol $2dnlm
245    00$aAdvances in protein chemistry and structural biology.
260    ##$aAmsterdam : $bElsevier, $c2008-
300    ##$avolumes : $billustrations ; $c24 cm
310    ##$aIrregular
336    ##$atext $btxt $2rdacontent
337    ##$aunmediated $bn $2rdamedia
338    ##$avolume $bnc $2rdacarrier
362    1#$aBegan with vol. 75, published in 2008.
588    ##$aDescription based on: Vol. 75, published in 2008; title
from title page.
588    ##$aLatest issue consulted: Vol. 88, published in 2012.
650    #0$aProteins.
650    #0$aBiochemistry.
650    #2$aBiochemistry
650    #2$aProteins
650    #6$aProtéines.
650    #6$aBiochimie.
650    #7$aprotein. $2aat
650    #7$abiochemistry. $2aat
650    #7$aBiochemistry. $2fast $0(OCoLC)fst00831961
650    #7$aProteins. $2fast $0(OCoLC)fst01079711
650    17$aEiwitten. $2gtt
655    #2$aPeriodical
776    08$iOnline version: $tAdvances in protein chemistry and
structural biology $w(DLC)  2011233163 $w(OCoLC)311571325
```

```
780    00$tAdvances in protein chemistry $x0065-3233 $w(DLC)
44008853 $w(OCoLC)1461249
891    20$9853 $81 $av. $wx
891    41$9863 $81.1 $a75
856    41$uhttp://www.sciencedirect.com/science/bookseries/18761623
978    ##$a.b39234137 $b01-07-14 $c03-17-10 $9local
994    ##$a92 $bOCACL
```

Attachment 46b

Case No.: IPR2023-00208
U.S. Patent No. 11,013,250

The Library's Main Reading Room will close to researchers earlier than usual, at 5:00pm, on Thurs., Nov. 3. All other reading rooms will be open according to their daily schedules.

LC control no.: sh 85107666
LCCN Permalink: https://lccn.loc.gov/sh85107666
HEADING: Proteins

000 01642cz a2200301n 450
001 4757246
005 20120327101212.0
008 860211i| anannbabn |a ana
010 __ |**a** sh 85107666
035 __ |**a** (DLC)sh 85107666
035 __ |**a** (DLC)5643641
035 __ |**a** (DLC)sp 85107666
035 __ |**a** (DLC)283617
035 __ |**a** (DLC)7314986
035 __ |**a** (DLC)367276
040 __ |**a** DLC |**c** DLC |**d** DLC
053 _0 |**a** QD431 |**b** QD431.7 |**c** Chemistry
053 _0 |**a** QP551 |**b** QP552 |**c** Animal biochemistry
150 __ |**a** Proteins
360 __ |**i** various protein groups and bodies, e.g. |**a** Fibrinogen, Peptones, Casein
450 __ |**a** Proteids
550 __ |**w** g |**a** Biomolecules
550 __ |**w** g |**a** Polypeptides
550 __ |**a** Proteomics
670 __ |**a** Oxford dict. of biochemistry and molecular biology, 2006 |**b** (protein: any of a large group of organic compounds found as major macromolecular constituents of living organisms. A protein is a linear polymer of amino acids linked by peptide bonds in a specific sequence. In the biosynthesis of the polypeptide chains, any of 20 different amino acids may be incorporated according to the genetic instructions of the cell.)
670 __ |**a** Facts on file dict. of biochemistry, 2003 |**b** (protein: one of a large number of substances that are important in the structure and function of all living organisms. Proteins are polypeptides; i.e., they are made up of amino acid molecules joined together by peptide links. Their molecular weight may vary from a few thousand to

several million. About 20 amino acids are present in proteins. Proteins may consist of one or several polypeptide chains.)

906 __ |**t** 0745 |**u** te04 |**v** 0

953 __ |**a** xx00 |**b** ta25

Previous Next

Save, Print or Email Records (View Help)	
Select Download Format:	Text (Labelled Display) / Press to SAVE or PRINT
Email Text (Labelled Display) to:	Press to SEND EMAIL

Help - Search - Search History - Headings List - Start Over

Library of Congress
URL: https://www.loc.gov/

Mailing Address:
101 Independence Ave,
S.E.
Washington, DC 20540

Library of Congress Authorities
URL: http://authorities.loc.gov/
Library of Congress Online Catalog
URL: https://catalog.loc.gov/

Questions, comments, error reports: Contact Us

Attachment 46c

The Library of Congress

>> Go to Library of Congress Online Catalog

LIBRARY OF CONGRESS AUTHORITIES

The Library's Main Reading Room will close to researchers earlier than usual, at 5:00pm, on Thurs., Nov. 3. All other reading rooms will be open according to their daily schedules.

Help | New Search | Search History | Headings List | Start Over

Previous Next

MARC Display | Labelled Display

LC control no.: sh 85014171

LCCN Permalink: https://lccn.loc.gov/sh85014171

HEADING: Biochemistry

000 03550cz a2200409n 450

001 4666952

005 20201020060008.0

008 860211i| anannbabn |a ana

010 __ |**a** sh 85014171

035 __ |**a** (DLC)sh 85014171

035 __ |**a** (DLC)13637

040 __ |**a** DLC |**c** DLC |**d** DLC |**d** WaU

053 _0 |**a** QD415 |**b** QD436 |**c** Chemistry

053 _0 |**a** QH345 |**c** Biology

053 _0 |**a** QP501 |**b** QP801 |**c** Physiology

150 __ |**a** Biochemistry

360 __ |**i** subdivision |**a** Composition |**i** under individual animals and groups of animals, e.g. |**a** Fishes--Composition; Cattle--Composition

450 __ |**w** nne |**a** Biological chemistry

450 __ |**a** Chemical composition of organisms

450 __ |**a** Organisms |**x** Composition

450 __ |**w** nne |**a** Physiological chemistry

550 __ |**w** g |**a** Biology

550 __ |**w** g |**a** Chemistry

550 __ |**w** g |**a** Medical sciences

670 __ |**a** MeSH browser, July 29, 2020 |**b** (Biochemistry. SN The study of the composition, chemical structures, and chemical reactions of living things. In MeSH Tree Structures under Biological Science Disciplines and under Chemistry)

670 __ |**a** Web. 3.

670 __ |**a** Hennepin.

670 __ |**a** McGraw-Hill dict. of sci. and tech. terms, c2003 |**b** (biochemistry [CHEM] The study of chemical substances occurring in living organisms and the reactions and methods for identifying these substances)

670 __ |**a** Tröjbom, M. Chemistry data from surface ecosystems in Forsmark and Laxemar-Simpevarp, 2010: |**b** p. 3 ("chemical composition of the regolith and biota of the terrestrial, limnic, and marine ecosystems")

670 __ |**a** Biology dictionary, via WWW, July 29, 2020 |**b** (Chemical Biology: a scientific discipline that combines chemistry and biology by using chemistry and chemical techniques to study biological systems. The main difference between chemical biology and biochemistry is that chemical biology involves adding novel chemical compounds to a biological system, while biochemistry is the study of chemical reactions that naturally happen inside organisms. Examples of chemical biology research include controlling cell division and other cell activities, using small molecules as targets for treatment, and manipulating stem cells. Differences between chemical biology and biochemistry: Chemical biology adds chemical compounds to biological systems in order to see what effect these chemicals have on cells and tissues. Chemical biologists often synthesize and add new compounds to cells. The goal of chemical biology research is to develop techniques that can eventually be applied to cells in a living organism, such as treatment options for cancer and other diseases. Biochemistry, on the other hand, is all about the chemical processes that already occur naturally in the cell. Instead of adding chemical compounds to cells to see the effects, biochemistry researchers study the chemical reactions that occur in organisms and the molecular makeup of these compounds. Biochemists also tend to study larger molecules like proteins and nucleic acids, while chemical biologists study smaller molecules) |**u** https://biologydictionary.net/chemical-biology/

680 __ |**i** Here are entered works on the study of naturally occurring chemical reactions in organisms. Works on the use of chemistry and chemical techniques to study biological systems are entered under |**a** Chemical biology.

681 __ |**i** Note under |**a** Chemical biology

910 __ |**a** Proposal saved by tc03 on 07/31/2020 at 10:12:44

952 __ |**a** Made for existing bibliographic records

952 __ |**a** LC pattern: Biophysics

906 __ |**t** 1125 |**v** 0

906 __ |**t** 2009 |**v** 0

Previous Next

Save, Print or Email Records (View Help)

Select Download Format: Text (Labelled Display) Press to SAVE or PRINT

Email Text (Labelled Display) to:
Press to SEND EMAIL

Help - Search - Search History - Headings List - Start Over

Library of Congress
URL: https://www.loc.gov/

Mailing Address:
101 Independence Ave, S.E.
Washington, DC 20540

Library of Congress Authorities
URL: http://authorities.loc.gov/
Library of Congress Online Catalog
URL: https://catalog.loc.gov/

Questions, comments, error reports: Contact Us

Attachment 46d

OCLC 908639898 **No holdings in XXX - 35 other holdings**

Books

								Rec Stat		**Entered**	20150508	**Replaced**	20220419123603.4
Type	a	**ELvl**	l	**Srce**	d	**Audn**		**Ctrl**		**Lang**	eng		
BLvl	m	**Form**		**Conf**	0	**Biog**		**MRec**		**Ctry**	mau		
		Cont	b	**GPub**		**LitF**	0	**Indx**	1				
Desc	i	**Ills**	a	**Fest**	0	**DtSt**	t	**Dates**	2015, 2015				

040 XFF $b eng $e rda $c XFF $d XFF $d BTCTA $d YDXCP $d CRU $d CDX $d GZE $d OCLCF $d OCLCQ $d BDX $d UKMGB $d OCLCO
015 GBB512001 $2 bnb
016 7 017035973 $2 Uk
019 898052468 $a 898162403 $a 912238449
020 9780128028285
020 0128028289
020 $z 9780128028704 $q (PDF ebook)
050 4 RS431.P37 $b .D384 2015
050 4 QD431 $b .A3 v.98
082 04 615.6 $2 23
090 $b
245 00 Protein and peptide nanoparticles for drug delivery / $c edited by Rossen Donev.
264 1 Waltham, MA : $b Academic Press, $c [2015]
264 4 $c ©2015
300 xv, 369 pages : $b illustrations ; $c 24 cm.
336 text $b txt $2 rdacontent
337 unmediated $b n $2 rdamedia
338 volume $b nc $2 rdacarrier
490 1 Advances in protein chemistry and structural biology ; $v volume 98
504 Includes bibliographical references and indexes.
588 0 Online resource; title from title details screen (ScienceDirect, viewed April 2, 2015).
540 Current copyright fee: GBP19.00 $c 42\0. $5 Uk
650 0 Nanoparticles.
650 0 Peptide drugs $x Dosage forms.
650 0 Protein drugs $x Dosage forms.
650 2 Nanoparticles $0 (DNLM)D053758
650 6 Nanoparticules. $0 (CaQQLa)201-0262530
650 6 Médicaments peptidiques $x Formes pharmaceutiques. $0 (CaQQLa)201-0263775
650 6 Médicaments protéiques $x Formes pharmaceutiques. $0 (CaQQLa)201-0263778
650 7 Nanoparticles. $2 fast $0 (OCoLC)fst01032624
650 7 Peptide drugs $x Dosage forms. $2 fast $0 (OCoLC)fst01057557
650 7 Protein drugs $x Dosage forms. $2 fast $0 (OCoLC)fst01079681
700 1 Donev, Rossen, $e editor.
776 08 $i ebook version: $z 9780128028704
830 0 Advances in protein chemistry and structural biology ; $v volume 98.
856 $3 1850-9999 $u http://www.sciencedirect.com/ $x BLDSS

Attachment 46e

The Library of Congress

>> Go to Library of Congress Online Catalog

LIBRARY OF CONGRESS AUTHORITIES

The Library's Main Reading Room will close to researchers earlier than usual, at 5:00pm, on Thurs., Nov. 3. All other reading rooms will be open according to their daily schedules.

Help | New Search | Search History | Headings List | Start Over

Previous Next

MARC Display | Labelled Display

LC control no.: sh 85089689

LCCN Permalink: https://lccn.loc.gov/sh85089689

HEADING: Nanoparticles

000 02840cz a2200349n 450

001 4739952

005 20210112060037.0

008 860211i| anannbabn |a ana

010 __ |**a** sh 85089689

035 __ |**a** (DLC)sh 85089689

035 __ |**a** (DLC)6607048

035 __ |**a** (DLC)sp 85089689

035 __ |**a** (DLC)332293

040 __ |**a** DLC |**c** DLC |**d** DLC |**d** WaU |**d** DLC

053 _0 |**a** RS201.N35 |**c** Pharmacy

150 __ |**a** Nanoparticles

450 __ |**a** Nano-particles

450 __ |**a** NPs (Nanoparticles)

450 __ |**a** Nanoscale particles

550 __ |**w** g |**a** Nanostructured materials

550 __ |**w** g |**a** Particles

670 __ |**a** Wikipedia, Aug. 8, 2005 |**b** ("a nanoparticle is a microscopic particle whose size is measured in nanometers. Often such particles in nanoscale are used in biomedical applications acting as drug carriers or imaging agents.")

670 __ |**a** Britannica online, July 17, 2020 |**b** (Nanoparticle, ultrafine unit with dimensions measured in nanometres (nm; 1 nm = 10^{-9} metre). Nanoparticles exist in the natural world and are also created as a result of human activities. Because of their submicroscopic size, they have unique material characteristics, and manufactured nanoparticles may find practical applications in a variety of areas, including medicine, engineering, catalysis, and environmental remediation)

670 __ |**a** What are nanoparticles?, via TWI website, viewed July 17, 2020 |**b** (A nanoparticle is a small particle that ranges between 1 to 100 nanometres in size. Undetectable by the human eye, nanoparticles can exhibit significantly different physical and chemical properties to their larger material counterparts. The definition

given by the European Commission states that the particle size of at least half of the particles in the number size distribution must measure 100 nm or below. Most nanoparticles are made up of only a few hundred atoms) |**u** https://www.twi-global.com/technical-knowledge/faqs/what-are-nanoparticles

670 __ |**a** Journal of colloid and interface science, v. 521 (July 2018): |**b** p. 69 (article title: Nano-particle dynamics during capillary suction; nanoparticles)

670 __ |**a** Journal of environmental management, v. 196 (1 July 2017): |**b** p. 297 (article title: Engineered nano particles; abstr.: a wide variety of nano particles (NPs) are ubiquitously dispersed in ecosystems)

670 __ |**a** Springer handbook of nanotechnology, 2017: |**b** p. 643 (article title: Nano-particles for biomedical applications; Nanoparticles (NPs) are extremely small particulates with an average size that ranges from a micron or less to a few nanometers. The large majority of NPs necessitate nanotechnology methods for their production)

906 __ |**t** 0535 |**u** te04 |**v** 0

910 __ |**a** Record saved by jr02 on 01/11/2021 at 12:06:22

910 __ |**a** Proposal saved by tc03 on 07/22/2020 at 15:11:50

953 __ |**a** xx00 |**b** ta25

906 __ |**t** 2009 |**v** 0

Previous Next

Save, Print or Email Records (View Help)

Select Download Format: Text (Labelled Display) Press to SAVE or PRINT

Email Text (Labelled Display) to:
Press to SEND EMAIL

Help - Search - Search History - Headings List - Start Over

Library of Congress
URL: https://www.loc.gov/

Mailing Address:
101 Independence Ave,
S.E.
Washington, DC 20540

Library of Congress Authorities
URL: http://authorities.loc.gov/
Library of Congress Online Catalog
URL: https://catalog.loc.gov/

Questions, comments, error reports: Contact Us

Attachment 46f

LIBRARY OF CONGRESS AUTHORITIES

The Library's Main Reading Room will close to researchers earlier than usual, at 5:00pm, on Thurs., Nov. 3. All other reading rooms will be open according to their daily schedules.

LC control no.: sh 94005144
LCCN Permalink: https://lccn.loc.gov/sh94005144
HEADING: Peptide drugs Dosage forms

000 00565cz a2200193n 450
001 4860985
005 20120330081706.0
008 940711i| anannbabn |a ana
010 __ |**a** sh 94005144
035 __ |**a** (DLC)sh 94005144
035 __ |**a** (DLC)207670
040 __ |**a** DLC |**c** DLC
150 __ |**a** Peptide drugs |**x** Dosage forms
450 __ |**a** Dosage forms of peptide drugs
550 __ |**w** g |**a** Drug delivery systems
670 __ |**a** Work cat.: 94-3789: Formulation and delivery of proteins and peptides, 1994.
906 __ |**t** 9430 |**u** te04 |**v** 1
952 __ |**a** 0 bib. record(s) to be changed
953 __ |**a** jc02

Save, Print or Email Records (View Help)

Select Download Format: Text (Labelled Display) Press to SAVE or PRINT

Email Text (Labelled Display) to: Press to SEND EMAIL

Library of Congress
URL: https://www.loc.gov/

Library of Congress Authorities
URL: http://authorities.loc.gov/
Library of Congress Online Catalog

Mailing Address:
101 Independence Ave, S.E.
Washington, DC 20540

URL: https://catalog.loc.gov/

Questions, comments, error reports: Contact Us

Attachment 46g

Case No.: IPR2023-00208
U.S. Patent No. 11,013,250

The Library of Congress

>> Go to Library of Congress Online Catalog

LIBRARY OF CONGRESS AUTHORITIES

The Library's Main Reading Room will close to researchers earlier than usual, at 5:00pm, on Thurs., Nov. 3. All other reading rooms will be open according to their daily schedules.

Help | New Search | Search History | Headings List | Start Over

Previous Next

MARC Display | Labelled Display

LC control no.: sh 94005142
LCCN Permalink: https://lccn.loc.gov/sh94005142
HEADING: Protein drugs Dosage forms

000 00613cz a2200205n 450
001 4860983
005 20120330081705.0
008 940711i| anannbabn |a ana
010 __ |**a** sh 94005142
035 __ |**a** (DLC)sh 94005142
035 __ |**a** (DLC)207668
040 __ |**a** DLC |**c** DLC
150 __ |**a** Protein drugs |**x** Dosage forms
450 __ |**a** Dosage forms of protein drugs
550 __ |**w** g |**a** Drug delivery systems
670 __ |**a** Work cat.: 94-3789: Formulation and delivery of proteins and peptides, 1994.
906 __ |**t** 9430 |**u** te04 |**v** 1
952 __ |**a** 0 bib. record(s) to be changed
952 __ |**a** LC pattern: Drugs--Dosage forms
953 __ |**a** jc02

Previous Next

Save, Print or Email Records (View Help)

Select Download Format: Text (Labelled Display) | Press to SAVE or PRINT

Email Text (Labelled Display) to: | Press to SEND EMAIL

Help - Search - Search History - Headings List - Start Over

Library of Congress

Library of Congress Authorities
URL: http://authorities.loc.gov/

URL: https://www.loc.gov/

Mailing Address:
101 Independence Ave, S.E.
Washington, DC 20540

Library of Congress Online Catalog
URL: https://catalog.loc.gov/

Questions, comments, error reports: Contact Us

Attachment 47a

001 992670000000062249
005 20200520144314.0
006 m o d |
007 cr -n---------
008 110202s2011 enkad ob 001 0 eng d
020 ##$a1-282-95479-2
020 ##$a9786612954795
020 ##$a0-12-380887-1
035 ##$a(CKB)2670000000062249
035 ##$a(EBL)625340
035 ##$a(OCoLC)700701869
035 ##$a(SSID)ssj0000469234
035 ##$a(PQKBManifestationID)12174053
035 ##$a(PQKBTitleCode)TC0000469234
035 ##$a(PQKBWorkID)10510476
035 ##$a(PQKB)11721065
035 ##$a(MiAaPQ)EBC625340
035 ##$a(Au-PeEL)EBL625340
035 ##$a(CaPaEBR)ebr10440521
035 ##$a(CaONFJC)MIL295479
040 ##$aMiAaPQ $cMiAaPQ $dMiAaPQ
041 ##$aeng
050 #4$aTX769 $b.F56 2011
082 00$a613.2 $a664.72272
245 00$aFlour and breads and their fortification in health and disease prevention $h[electronic resource] / $cedited by Victor R. Preedy, Ronald Ross Watson, Vinood B. Patel.
250 ##$a1st ed.
260 ##$aLondon : $bElsevier Science, $c2011.
300 ##$a1 online resource (543 p.)
336 ##$atext $btxt
337 ##$acomputer $bc
338 ##$aonline resource $bcr
500 ##$aDescription based upon print version of record.
520 ##$a Bread and flour-based foods are an important part of the diet for millions of people worldwide. Their complex nature provides energy, protein, minerals and many other macro- and micronutrients. However, consideration must be taken of three major aspects related to flour and bread. The first is that not all cultures consume bread made from wheat flour. There are literally dozens of flour types, each with their distinctive heritage, cultural roles and nutritive contents. Second, not all flours are used to make leavened bread in the traditional (i.e., Western) loaf form. There are many differe
546 ##$aEnglish
504 ##$aIncludes bibliographical references and index.
505 0#$asection 1. Flour and breads -- section 2. Fortification of flour and breads and their metabolic effects.
650 #0$aFlour $xAdditives.

```
650    #0$aFlour $xHealth aspects.
650    #0$aBread $xAdditives.
655    #4$aElectronic books.
776    ##$z0-12-380886-3
700    1#$aPreedy, Victor R.
700    1#$aWatson, Ronald R. $q(Ronald Ross)
700    1#$aPatel, Vinood B.
906    ##$aBOOK
```

Attachment 47b

OCLC 700701869 **No holdings in XXX - 506 other holdings**

Books

								Rec Stat		**Entered**	20110205	**Replaced**	20220726034231.4
Type	a	**ELvl**	M	**Srce**	d	**Audn**		**Ctrl**		**Lang**	eng		
BLvl	m	**Form**	o	**Conf**	0	**Biog**		**MRec**		**Ctry**	vtu		
		Cont		**GPub**		**LitF**	0	**Indx**	0				
Desc	u	**Ills**		**Fest**	0	**DtSt**	s	**Dates**	2011,				

007 c $b r $e n $g ---
040 MERUC $b eng $e pn $c MERUC $d EBLCP $d OCLCQ $d IDEBK $d OCLCQ $d UKDOC $d OCLCQ $d DEBSZ $d OCLCQ $d Z5A $d OCLCO $d ZCU $d OCLCQ $d MERUC $d OCLCQ $d OCLCO $d U3W $d OCLCF $d ICG $d AU@ $d OCLCO $d OCLCQ $d OCLCO $d OCLCA $d DKC $d OCLCQ $d OCLCO $d OCL
020 9780123808875
020 0123808871
050 4 TX558.W5
060 4 2011 C-160
060 4 QU 145.5
082 04 664.72272
090 $b
100 1 Preedy, Victor.
245 10 Flour and Breads and their Fortification in Health and Disease Prevention.
260 Burlington : $b Elsevier Science, $c 2011.
300 1 online resource (543 pages)
336 text $b txt $2 rdacontent
337 computer $b c $2 rdamedia
338 online resource $b cr $2 rdacarrier
505 0 Front Cover; Flour and Breads and their Fortification in Health and Disease Prevention; Copyright; Contents; LIST OF CONTRIBUTORS; PREFACE; Section 1 -Flour and Breads; Section 2 -Fortification of Flour and Breads and their Metabolic Effects; INDEX.
520 Bread and flour-based foods are an important part of the diet for millions of people worldwide. Their complex nature provides energy, protein, minerals and many other macro- and micronutrients. However, consideration must be taken of three major aspects related to flour and bread. The first is that not all cultures consume bread made from wheat flour. There are literally dozens of flour types, each with their distinctive heritage, cultural roles and nutritive contents. Secondly, not all flours are used to make leavened bread in the traditional (i.e., Western) loaf form.
588 0 Print version record.
650 0 Flour $x Additives.
650 0 Flour $x Health aspects.
650 0 Bread $x Additives.
650 0 Bread $x Health aspects.
650 0 Medicine, Preventive.
650 0 Enriched foods.
650 22 Food, Fortified $0 (DNLM)D005527
650 22 Nutritive Value $0 (DNLM)D009753
650 2 Preventive Medicine $0 (DNLM)D011315

650 6 Farine $0 (CaQQLa)201-0004136 $x Adjuvants. $0 (CaQQLa)201-0373850
650 6 Pain $0 (CaQQLa)201-0020898 $x Adjuvants. $0 (CaQQLa)201-0373850
650 6 Médecine préventive. $0 (CaQQLa)201-0001925
650 6 Aliments enrichis. $0 (CaQQLa)201-0062846
650 6 Valeur nutritive. $0 (CaQQLa)201-0198561
650 7 TECHNOLOGY & ENGINEERING $x Food Science. $2 bisacsh
650 7 Enriched foods. $2 fast $0 (OCoLC)fst00912556
650 7 Medicine, Preventive. $2 fast $0 (OCoLC)fst01015324
655 4 Electronic books.
700 1 Watson, Ronald Ross.
700 1 Patel, Vinood B.
776 08 $i Print version: $a Preedy, Victor. $t Flour and Breads and their Fortification in Health and Disease Prevention. $d Burlington : Elsevier Science, ©2011 $z 9780123808868
856 40 $3 123Library $u http://www.123library.org/book_details/?id=46263
856 40 $3 MyiLibrary $u http://www.myilibrary.com?id=295479
856 40 $3 ProQuest Ebook Central $u https://public.ebookcentral.proquest.com/choice/publicfullrecord.aspx?p=625340
856 41 $3 MyiLibrary, Table of contents $u http://www.myilibrary.com?id=295479&ref=toc

Attachment 47c

Case No.: IPR2023-00208
U.S. Patent No. 11,013,250

The Library of Congress

>> Go to Library of Congress Online Catalog

LIBRARY OF CONGRESS AUTHORITIES

The Library's Main Reading Room will close to researchers earlier than usual, at 5:00pm, on Thurs., Nov. 3. All other reading rooms will be open according to their daily schedules.

Help | New Search | Search History | Headings List | Start Over

Previous Next

MARC Display | Labelled Display

LC control no.: sh 85049267
LCCN Permalink: https://lccn.loc.gov/sh85049267
HEADING: Flour

000 01076cz a2200289n 450
001 4700948
005 20211113060007.0
008 860211|| anannbabn |a ana
010 __ |**a** sh 85049267
035 __ |**a** (DLC)sh 85049267
035 __ |**a** (DLC)47633
040 __ |**a** DLC |**c** DLC |**d** DLC
053 _0 |**a** TS2120 |**b** TS2159 |**c** Manufacture
053 _0 |**a** TX393 |**c** Food supply
053 _0 |**a** TX558.W5 |**c** Food values
053 _0 |**a** TX595.F6 |**c** Adulteration
150 __ |**a** Flour
450 __ |**a** Flours
450 __ |**a** Wheat flour
550 __ |**w** g |**a** Plant products
670 __ |**a** Merriam-Webster dictionary, viewed online Sept. 3, 2021 |**b** (flour: noun, 1. a product consisting of finely milled wheat; also : a similar product made from another grain or food product (such as dried potatoes or fish) 2 : a fine soft powder)
906 __ |**t** 8824 |**u** fk05 |**v** 0
910 __ |**a** Record saved by jr02 on 11/12/2021 at 14:26:39
910 __ |**a** Record saved by jr02 on 09/03/2021 at 08:31:26
910 __ |**a** Record saved by jr02 on 09/03/2021 at 08:22:09
910 __ |**a** Record saved by jr02 on 09/03/2021 at 08:21:55
953 __ |**a** xx00 |**b** ff05

Previous Next

Save, Print or Email Records (View Help)

Select Download Format: Text (Labelled Display) Press to SAVE or PRINT

Email Text (Labelled Display) to:
Press to SEND EMAIL

Help - Search - Search History - Headings List - Start Over

Library of Congress
URL: https://www.loc.gov/

Mailing Address:
101 Independence Ave,
S.E.
Washington, DC 20540

Library of Congress Authorities
URL: http://authorities.loc.gov/
Library of Congress Online Catalog
URL: https://catalog.loc.gov/

Questions, comments, error reports: Contact Us

Attachment 47d

Case No.: IPR2023-00208
U.S. Patent No. 11,013,250

The Library of Congress

>> Go to Library of Congress Online Catalog

LIBRARY OF CONGRESS AUTHORITIES

The Library's Main Reading Room will close to researchers earlier than usual, at 5:00pm, on Thurs., Nov. 3. All other reading rooms will be open according to their daily schedules.

Help | New Search | Search History | Headings List | Start Over

Previous Next

MARC Display | Labelled Display

LC control no.: sh 85000820
LCCN Permalink: https://lccn.loc.gov/sh85000820
HEADING: Additives

000 00445cz a2200157n 450
001 4654140
005 20110729100611.0
008 860211n| bnannbbbn |n ann
010 __ |**a** sh 85000820
035 __ |**a** (DLC)sh 85000820
035 __ |**a** (DLC)825
040 __ |**a** DLC |**c** DLC |**d** DLC
150 __ |**a** Additives
260 __ |**i** subdivision |**a** Additives |**i** under individual materials and types of materials, e.g. |**a** Concrete--Additives
906 __ |**t** 8836 |**u** fk05 |**v** 0
953 __ |**a** xx00 |**b** ta25

Previous Next

Save, Print or Email Records (View Help)

Select Download Format: Text (Labelled Display) Press to SAVE or PRINT

Email Text (Labelled Display) to: Press to SEND EMAIL

Help - Search - Search History - Headings List - Start Over

Library of Congress
URL: https://www.loc.gov/

Mailing Address:
101 Independence Ave,

Library of Congress Authorities
URL: http://authorities.loc.gov/
Library of Congress Online Catalog
URL: https://catalog.loc.gov/

Questions, comments, error reports: Contact Us

S.E.
Washington, DC 20540

Attachment 47e

The Library's Main Reading Room will close to researchers earlier than usual, at 5:00pm, on Thurs., Nov. 3. All other reading rooms will be open according to their daily schedules.

LC control no.: sh 85016646
LCCN Permalink: https://lccn.loc.gov/sh85016646
HEADING: Bread

000 00487cz a2200205n 450
001 4669350
005 20120322075746.0
008 860211i| anannbabn |a ana
010 __ |**a** sh 85016646
035 __ |**a** (DLC)sh 85016646
035 __ |**a** (DLC)16035
040 __ |**a** DLC |**c** DLC |**d** DLC
053 _0 |**a** TX769 |**c** Bread making
150 __ |**a** Bread
450 __ |**a** Breads
550 __ |**w** g |**a** Baked products
550 __ |**a** Cooking (Bread)
681 __ |**i** Example under |**a** Food
906 __ |**t** 9910 |**u** te07 |**v** 0
953 __ |**a** xx00 |**b** td04

Save, Print or Email Records (View Help)	
Select Download Format: Text (Labelled Display)	Press to SAVE or PRINT
Email Text (Labelled Display) to:	Press to SEND EMAIL

URL: https://www.loc.gov/

Mailing Address:
101 Independence Ave, S.E.
Washington, DC 20540

Library of Congress Online Catalog
URL: https://catalog.loc.gov/

Questions, comments, error reports: Contact Us

Attachment 47f

Case No.: IPR2023-00208
U.S. Patent No. 11,013,250

The Library's Main Reading Room will close to researchers earlier than usual, at 5:00pm, on Thurs., Nov. 3. All other reading rooms will be open according to their daily schedules.

LC control no.: sh 85083162

LCCN Permalink: https://lccn.loc.gov/sh85083162

HEADING: Medicine, Preventive

000 01151cz a2200313n 450

001 4733664

005 20120327093529.0

008 860211i| anannbabn |b ana

010 __ |**a** sh 85083162

035 __ |**a** (DLC)sh 85083162

035 __ |**a** (DLC)5805217

035 __ |**a** (DLC)sp 85083162

035 __ |**a** (DLC)293005

040 __ |**a** DLC |**c** DLC |**d** DLC |**d** InU |**d** DLC

053 _0 |**a** RA421 |**b** RA790

150 __ |**a** Medicine, Preventive

360 __ |**i** subdivision |**a** Prevention |**i** under individual diseases and types of diseases, e.g. |**a** Cancer--Prevention; |**i** and subdivision |**a** Diseases--Prevention |**i** under organs and regions of the body, e.g. |**a** Heart--Diseases--Prevention

450 __ |**a** Disease prevention

450 __ |**a** Diseases |**x** Prevention

450 __ |**a** Prevention of disease

450 __ |**a** Preventive medicine

550 __ |**a** Pathology

550 __ |**a** Preventive health services

550 __ |**a** Preventive medicine physicians

550 __ |**a** Public health

670 __ |**a** LC database, June 2, 1998 |**b** (disease prevention)

670 __ |**a** Report of the 1980 Invitational Conference on Disease Prevention and Health Promotion in Communities, 1980.

906 __ |**t** 0251 |**u** te04 |**v** 0

953 __ |**a** xx00 |**b** ta25

Previous Next

Save, Print or Email Records (View Help)	
Select Download Format: Text (Labelled Display)	Press to SAVE or PRINT
Email Text (Labelled Display) to:	Press to SEND EMAIL

Help - Search - Search History - Headings List - Start Over

Library of Congress
URL: https://www.loc.gov/

Mailing Address:
101 Independence Ave,
S.E.
Washington, DC 20540

Library of Congress Authorities
URL: http://authorities.loc.gov/
Library of Congress Online Catalog
URL: https://catalog.loc.gov/

Questions, comments, error reports: Contact Us

Attachment 47g

The Library's Main Reading Room will close to researchers earlier than usual, at 5:00pm, on Thurs., Nov. 3. All other reading rooms will be open according to their daily schedules.

LC control no.: sh 85050240
LCCN Permalink: https://lccn.loc.gov/sh85050240
HEADING: Enriched foods

000 00503cz a2200205n 450
001 4701906
005 20120323073954.0
008 860211i| anannbabn |a ana
010 __ |**a** sh 85050240
035 __ |**a** (DLC)sh 85050240
035 __ |**a** (DLC)48591
040 __ |**a** DLC |**c** DLC |**d** DLC
150 __ |**a** Enriched foods
450 __ |**w** nne |**a** Food, Enriched
450 __ |**a** Fortified foods
550 __ |**w** g |**a** Food
550 __ |**a** Food additives
906 __ |**t** 8847 |**u** fk07 |**v** 0
952 __ |**a** 7 bib. records to be changed
953 __ |**a** xx00 |**b** fj21

Save, Print or Email Records (View Help)

Select Download Format: Text (Labelled Display) Press to SAVE or PRINT

Email Text (Labelled Display) to: Press to SEND EMAIL

URL: https://www.loc.gov/

Mailing Address:
101 Independence Ave, S.E.
Washington, DC 20540

Library of Congress Online Catalog
URL: https://catalog.loc.gov/

Questions, comments, error reports: Contact Us

Attachment 48a

```
001    998865043405961
005    20160204151409.0
008    050223s2005    caua   f b    001 0 eng
015    ##$aGBA525009 $2bnb
016    7#$a013146928 $2Uk
020    ##$a0123116325
020    ##$a9780123116321
035    ##$a(OCoLC)58828180
035    ##$a(MoKL)886504-lhalldb
035    ##$a(lhalldb)886504-lhalldb
040    ##$aUKM $beng $cUKM $dBAKER $dWAU $dIXA $dNLGGC $dAGL $dYDXCP
$dBTCTA $dLVB $dAU@ $dINCSK $dZVM $dBDX $dOCLCF $dOCLCO $dOCLCQ
$dLHL
049    ##$aLHLA
050    0#$aTP374 $b.I66 2005
082    04$a664.09 $222
084    ##$a58.34 $2bcl
100    1#$aHan, Jung H.
245    10$aInnovations in food packaging / $cedited by Jung H. Han.
260    ##$aSan Diego, Calif. : $bElsevier Academic ; $aOxford :
$bElsevier Science [distributor], $c©2005.
263    ##$a2005
300    ##$axiii, 517 pages : $billustrations (some color) ; $c25 cm.
336    ##$atext $btxt $2rdacontent
337    ##$aunmediated $bn $2rdamedia
338    ##$avolume $bnc $2rdacarrier
490    1#$aFood science and technology international series
504    ##$aIncludes bibliographical references and index.
590    ##$aDonated by Sosland.
650    #0$aFood $xPackaging.
650    #0$aFood $xPackaging $xTechnological innovations.
700    1#$aHan, Jung H.
830    #0$aFood science and technology international series.
948    ##$aLTI 02/04/2016
```

Attachment 48b

OCLC 58828180 **No holdings in XXX - 119 other holdings**

Books

								Rec Stat		Entered	20050223	Replaced	20220317080722.7
Type	a	ELvl	M	Srce		Audn	f	Ctrl		Lang	eng		
BLvl	m	Form		Conf	0	Biog		MRec		Ctry	cau		
		Cont	b	GPub		LitF	0	Indx	1				
Desc	a	Ills	a	Fest	0	DtSt	s	Dates	2005,				

010 2005923849
040 UKM $b eng $c UKM $d BAKER $d WAU $d IXA $d NLGGC $d AGL $d YDXCP $d BTCTA $d LVB $d AU@ $d INCSK $d ZVM $d BDX $d OCLCF $d OCLCO $d OCLCQ $d OCLCA $d NJR $d UKMGB $d WURST $d UY0 $d UVN $d OCLCO $d LOA $d OCLCO
015 GBA525009 $2 bnb
015 bA525009
016 7 013146928 $2 Uk
019 1252159901
020 0123116325
020 9780123116321
020 $z 0080455174 (electronic bk.)
020 $z 9780080455174 (electronic bk.)
050 14 TP374 $b .I55 2005eb
070 0 TP374 $b .I66 2005
082 04 664.09 $2 22
084 58.34 $2 bcl
090 $b
100 1 Han, Jung H.
245 10 Innovations in food packaging / $c edited by Jung H. Han.
260 San Diego, Calif. : $b Elsevier Academic ; $a Oxford : $b Elsevier Science [distributor], $c ©2005.
300 xiii, 517 pages : $b illustrations (some color) ; $c 25 cm.
336 text $b txt $2 rdacontent
337 unmediated $b n $2 rdamedia
338 volume $b nc $2 rdacarrier
490 1 Food science and technology international series
504 Includes bibliographical references and index.
520 Packaging performs a number of functions in the containment, protection, shipment and selling of goods. Innovations in Food Packaging recognizes that food packaging is a fast-growing area that impacts upon the important areas of product shelf-life and food safety. Each chapter provides information on the scientific background, new material development and utilization, and case studies of the use of new system for perishable food products. Covers four major food packaging topics: * Theories in food packaging * Active packaging * Modified atmosphere packaging * Edible films and coatings.
505 00 $g 1. $t New technologies in food packaging : overview / $r Jung H. Han -- $g 2. $t Mass transfer of gas and solute through packaging materials / $r Jung H. Han and Martin G. Scanlon -- $g 3. $t Quality of packaged foods / $r Rakesh K. Singh and Nepal Singh -- $g 4. $t Surface chemistry of food, packaging and biopolymer materials / $r Jung H. Han, Yachuan Zhang and Roberto A. Buffo -- $g 5. $t Introduction to active food packaging technologies / $r Michael L. Rooney -- $g 6. $t Antimicrobial packaging systems

/ $r Jung H. Han -- $g 7. $t Packaging containing natural antimicrobial or antioxidative agents / $r Dong Sun Lee -- $g 8. $t Oxygen-scavenging packaging / $r Michael L. Rooney -- $g 9. $t Intelligent packaging / $r Jung H. Han, Colin H. L. Ho and Evangelina T. Rodrigues -- $g 10. $t Introduction to modified atmosphere packaging / $r John D. Floros and Konstantinos I. Matsos -- $g 11. $t Internal modified atmospheres of coated fresh fruits and vegetables : understanding relative humidity effects / $r Luis Cisneros-Zevallos and John M. Krochta -- $g 12. $t Modified atmosphere packaging of ready-to-eat foods / $r Kevin C. Spencer -- $g 13. $t Preservative packaging for fresh meats, poultry, and fin fish / $r Alexander O. Gill and Colin O. Gill -- $g 14. $t Centralized packaging systems for meats / $r Roberto A. Buffo and Richard A. Holley -- $g 15. $t Edible films and coatings : a review / $r Jung H. Han and Aristippos Gennadios -- $g 16. $t Agro-polymers for edible and biodegradable films : review of agricultural polymeric materials, physical and mechanical characteristics / $r Stephane Guilbert and Nathalie Gontard -- $g 17. $t Edible films and coatings from plant origin proteins / $r Roberto A. Buffo and Jung H. Han -- $g 18. $t Edible films and coatings from animal-origin proteins / $r Monique Lacroix and Kay Cooksey -- $g 19. $t Edible films and coatings from starches / $r Zhiqiang Liu -- $g 20. $t Edible films and coatings from non-starch polysaccharides / $r Monique Lacroix and Canh Le Tien -- $g 21. $t Lipid-based edible films and coatings / $r Jong Whan Rhim and Thomas H. Shellhammer -- $g 22. $t Emulsion and bi-layer edible films / $r Maria B. Perez-Gago and John M. Krochta -- $g 23. $t Plasticizers in edible films and coatings / $r Rungsinee Sothornvit and John M. Krochta -- $g 24. $t Sensory quality of foods associated with edible film and coating systems and shelf-life extension / $r Yanyun Zhao and Mina McDaniel -- $g 25. $t Commercial uses of active food packaging and modified atmosphere packaging systems / $r Aaron L. Brody -- $g 26. $t US Food and Drug Administration approach to regulating intelligent and active packaging components / $r Yoon S. Song and Mark A. Hepp -- $g 27. $t Packaging for non-thermal food processing / $r Seacheol Min and Q. Howard Zhang.
650 0 Food $x Packaging.
650 0 Food $x Packaging $x Technological innovations.
650 6 Aliments $x Conditionnement. $0 (CaQQLa)201-0043064
650 6 Aliments $0 (CaQQLa)201-0043064 $x Conditionnement $0 (CaQQLa)201-0043064 $x Innovations. $0 (CaQQLa)201-0379286
650 7 Food $x Packaging. $2 fast $0 (OCoLC)fst00930550
650 7 Food $x Packaging $x Technological innovations. $2 fast $0 (OCoLC)fst00930561
650 17 Verpakking. $2 gtt
650 17 Levensmiddelen. $2 gtt
653 00 voedselverpakking
653 00 food packaging
653 10 Food Packaging
653 10 Verpakking van levensmiddelen
655 4 Electronic books.
700 1 Han, Jung H.
830 0 Food science and technology international series.

Attachment 48c

The Library of Congress

>> Go to Library of Congress Online Catalog

LIBRARY OF CONGRESS AUTHORITIES

The Library's Main Reading Room will close to researchers earlier than usual, at 5:00pm, on Thurs., Nov. 3. All other reading rooms will be open according to their daily schedules.

Help | New Search | Search History | Headings List | Start Over

Previous Next

MARC Display | Labelled Display

LC control no.: sh 85050207
LCCN Permalink: https://lccn.loc.gov/sh85050207
HEADING: Food Packaging

000 00404cz a2200169n 450
001 4701873
005 20120323073951.0
008 860211i| anannbabn |a ana
010 __ |**a** sh 85050207
035 __ |**a** (DLC)sh 85050207
035 __ |**a** (DLC)48558
040 __ |**a** DLC |**c** DLC |**d** DLC
053 _0 |**a** TP374 |**b** TP374.5
150 __ |**a** Food |**x** Packaging
450 __ |**a** Groceries |**x** Packaging
906 __ |**t** 9837 |**u** te07 |**v** 0
953 __ |**a** xx00 |**b** td14

Previous Next

Save, Print or Email Records (View Help)

Select Download Format: Text (Labelled Display) Press to SAVE or PRINT

Email Text (Labelled Display) to: Press to SEND EMAIL

Help - Search - Search History - Headings List - Start Over

Library of Congress
URL: https://www.loc.gov/

Mailing Address:
101 Independence Ave,

Library of Congress Authorities
URL: http://authorities.loc.gov/
Library of Congress Online Catalog
URL: https://catalog.loc.gov/

Questions, comments, error reports: Contact Us

S.E.
Washington, DC 20540

Attachment 49a

001 991000000000810754
005 20200520144314.0
006 m o d |
007 cr#cnu||||||||
008 140208t20092009enka ob 001 0 eng d
020 ##$a1-84569-634-4
020 ##$a1-61583-041-3
035 ##$a(CKB)1000000000810754
035 ##$a(EBL)1639821
035 ##$a(SSID)ssj0000331993
035 ##$a(PQKBManifestationID)11248307
035 ##$a(PQKBTitleCode)TC0000331993
035 ##$a(PQKBWorkID)10331530
035 ##$a(PQKB)10782384
035 ##$a(MiAaPQ)EBC1639821
035 ##$a(Au-PeEL)EBL1639821
035 ##$a(CaPaEBR)ebr10832974
035 ##$a(OCoLC)871225026
040 ##$aMiAaPQ $beng $erda $epn $cMiAaPQ $dMiAaPQ
041 ##$aeng
050 #4$aTP370 $b.F455 2009
082 0#$a664 $223
100 1#$aFellows, P. J.
245 10$aFood processing technology : $bprinciples and practice / $cP. J. Fellows.
250 ##$aThird edition.
264 #1$aCambridge, England ; $aBoca Raton, Florida : $bWoodhead Publishing : $bCRC Press, $c2009.
264 #4$c©2009
300 ##$a1 online resource (932 p.)
336 ##$atext $btxt
337 ##$acomputer $bc
338 ##$aonline resource $bcr
440 #0$aWoodhead Publishing in food science, technology, and nutrition
505 0#$aCover; Food processing technology:Principles and practice; Copyright; Contents; Acknowledgements; Dedication; Introduction; A brief history of food processing; The food industry today; About this book; References; Part I Basic principles; 1 Properties of food and processing; 1.1 Properties of foods; 1.2 Food spoilage, safety and shelf-life; 1.3 Types of processing; 1.4 Effects of processing; 1.5 Control of processing; References; Part II Ambient-temperature processing; 2 Raw material preparation; 2.1 Cooling crops and carcasses; 2.2 Cleaning; 2.3 Sorting and grading; 2.4 Peeling; References
505 8#$a3 Size reduction 3.1 Size reduction of solid foods; 3.2 Size reduction in liquid foods; References; 4 Mixing and forming; 4.1 Mixing; 4.2 Forming; References; 5 Separation and concentration of food components; 5.1 Centrifugation; 5.2 Filtration; 5.3

Expression; 5.4 Extraction using solvents; 5.5 Membrane concentration; References; 6 Food biotechnology; 6.1 Genetic modification; 6.2 Nutritional genomics; 6.3 Functional foods; 6.4 Fermentation technology; 6.5 Microbial enzymes; 6.6 Microencapsulation and controlled release technologies; 6.7 Bacteriocins and antimicrobial ingredients; References
505 8#$a7 Irradiation 7.1 Theory; 7.2 Equipment; 7.3 Applications; 7.4 Effect on Foods; 7.5 Effect on micro-organisms; 7.6 Effect on packaging; 7.7 Detection of irradiated foods; References; 8 High-pressure processing; 8.1 Theory; 8.2 Equipment; 8.3 Effect on parasites and micro-organisms; 8.4 Effect on enzymes; 8.5 Effects on foods; 8.6 Combinations of high pressure and other minimal processing technologies; References; 9 Minimal processing methods under development; 9.1 Pulsed electric field processing; 9.2 Processing using electric arc discharges; 9.3 Processing using oscillating magnetic fields
505 8#$a9.4 Processing using pulsed light and UV light 9.5 Processing using pulsed X-rays; 9.6 Processing using ultrasound; References; Part III Processing by application of heat; 10 Heat processing; 10.1 Theory; 10.2 Sources of heat and methods of application to foods; 10.3 Effect of heat on micro-organisms and enzymes; 10.4 Effect of heat on nutritional and sensory characteristics of foods; References; III.A Heat processing using steam or water; 11 Blanching; 11.1 Theory; 11.2 Equipment; 11.3 Effect on foods; 11.4 Effect on micro-organisms; References; 12 Pasteurisation; 12.1 Theory; 12.2 Equipment
505 8#$a12.3 Effect on foods References; 13 Heat sterilisation; 13.1 In-container sterilisation; 13.2 Ultra-high-temperature (UHT)/aseptic processes; 13.3 Effect on foods; References; 14 Evaporation and distillation; 14.1 Evaporation; 14.2 Distillation; References; 15 Extrusion; 15.1 Extrusion cooking theory; 15.2 Equipment; 15.3 Applications; 15.4 Effect on foods and micro-organisms; References; III.B Heat processing using hot air; 16 Dehydration; 16.1 Theory; 16.2 Equipment; 16.3 Control of dryers; 16.4 Rehydration; 16.5 Effect on foods and micro-organisms; References; 17 Smoking; 17.1 Theory
505 8#$a17.2 Processing
520 ##$aThe first edition of Food processing technology was quickly adopted as the standard text by many food science and technology courses. This completely revised and updated third edition consolidates the position of this textbook as the best single-volume introduction to food manufacturing technologies available. This edition has been updated and extended to include the many developments that have taken place since the second edition was published. In particular, advances in microprocessor control of equipment, 'minimal' processing technologies, functional foods, developments in 'active'
546 ##$aEnglish
500 ##$a"Reprinted in 2008"--T. p. verso.

504 ##$aIncludes bibliographical references at the end of each chapters and index.
588 ##$aDescription based on online resource; title from PDF title page (ebrary, viewed February 8, 2014).
650 #0$aFood industry and trade.
655 #4$aElectronic books.
710 2#$aScienceDirect (Servicio en línea)
776 ##$z1-84569-216-0
830 #0$aWoodhead Publishing Series in Food Science, Technology and Nutrition
906 ##$aBOOK

Attachment 49b

OCLC 798341671 **No holdings in XXX - 467 other holdings**

Books

								Rec Stat		**Entered**	20110401	**Replaced**	20211231175923.4
Type	a	**ELvl**	M	**Srce**		**Audn**		**Ctrl**		**Lang**	eng		
BLvl	m	**Form**	o	**Conf**	0	**Biog**		**MRec**		**Ctry**	enk		
		Cont		**GPub**		**LitF**	0	**Indx**	0				
Desc	a	**Ills**		**Fest**	0	**DtSt**	s	**Dates**	2009,				

007 c $b r $d m $e n $f u $g --- $h u $i u $j a $k a $l a
040 AU@ $b eng $e pn $c AU@ $d OCLCO $d EBLCP $d DEBSZ $d OCLCF $d OCLCQ $d ZCU $d MERUC $d OCLCA $d ICG $d OCLCQ $d DKC $d OCLCQ $d OCLCO
019 871225026
020 9781845696344
020 1845696344
050 4 TP370 .F45 2009
072 7 TDCT $2 bicssc
072 7 TEC $2 eflch
082 04 664.02 $2 22
090 $b
100 1 Fellows, P. $q (Peter), $d 1953-
245 10 Food processing technology : $b Principles and practice / $c P.J. Fellows.
250 3rd rev. ed.
260 Cambridge : $b Woodhead Publishing Ltd, $c 2009.
300 1 online resource (928 pages).
336 text $b txt $2 rdacontent
337 computer $b c $2 rdamedia
338 online resource $b cr $2 rdacarrier
490 1 Woodhead Publishing series in food science, technology and nutrition ; $v 174
505 0 Part 1 Basic principles: Properties of foods. Part 2 Ambient-temperature processing: Raw material preparation-- Size reduction-- Mixing and forming-- Separation and concentration of food components-- Food biotechnology-- Irradiation-- High-pressure processing-- Minimal processing methods under development. Part 3 Processing by application of heat: Heat processing-- Heat processing using steam or water-- Pasteurisation-- Heat sterilisation-- Evaporation and distillation-- Extrusion-- Heat processing using hot air-- Smoking-- Baking and roasting-- Frying-- Heat processing by direct and radiated energy. Part 4 Processing by removal of heat: Chilling and modified atmospheres-- Freezing-- Freeze drying and freeze concentration. Part 5 Post-processing operations: Coating-- Packaging-- Filling and sealing of containers-- Materials handling and process control.
520 The first edition of Food processing technology was quickly adopted as the standard text by many food science and technology courses. This completely revised and updated third edition consolidates the position of this textbook as the best single-volume introduction to food manufacturing technologies available. $b ' ... a well-written and authoritative review of food processing technology - the essential reference for food technologists and students alike.' Food Trade Review (of a previous edition) 'Interesting, logical and concise. A good introduction for students of nutrition, food science and technology, catering or agriculture.' Food Manufacture (of a previous edition) Widely regarded as a

standard work in its field, this book introduces the range of processing techniques that are used in food manufacturing. It explains the principles of each process, the processing equipment used, operating conditions and the effects of processing on micro-organisms that contaminate foods, the biochemical properties of foods and their sensory and nutritional qualities. The third edition is divided into five parts. Part one describes some important basic concepts. Part two describes unit operations that take place at ambient temperature or involve minimum heating of foods. Part three includes operations that heat foods to preserve them or to alter their eating quality. Part four describes operations that remove heat from foods to extend their shelf life with minimal changes in nutritional quality or sensory characteristics. Part five describes post-processing operations, including packaging and distribution logistics. The third edition has been substantially rewritten, updated and extended to include the many developments in food technology that have taken place since the second edition was published in 2000. Nearly all unit operations have undergone significant developments, and these are reflected in the large amount of additional material in each chapter. In particular, advances in microprocessor control of equipment, 'minimal' processing technologies, genetic modification of foods, functional foods, developments in 'active' or 'intelligent' packaging, and storage and distribution logistics are described. Developments in technologies that relate to cost savings, environmental improvement or enhanced product quality are highlighted. Additionally, sections in each chapter on the impact of processing on food-borne micro-organisms are included for the first time. The third edition consolidates the position of Food processing technology as the best single-volume introduction to food manufacturing technologies. It is an essential text for undergraduate and postgraduate students in food technology, food science, food marketing and distribution, agriculture, nutrition, and hospitality management/catering. It is also an ideal reference for all professionals in the food industry.
545 0 Dr Peter Fellows is a senior consultant in food processing, working mostly in Africa and Asia. Over the last 30 years, he has worked extensively as a food technologist in over twenty countries, supporting institutions that promote small-scale agro-industrial development programmes. He is a Visiting Fellow at Oxford Brookes University in the UK, and has held the UNESCO Chair in Post-Harvest Technology at Makerere University, Uganda. In addition to Food processing technology, he has written 22 books and numerous articles on different aspects of food processing.
650 0 Food industry and trade.
650 7 Food industry and trade. $2 fast $0 (OCoLC)fst00930843
655 4 Electronic books.
776 08 $i Print version: $a Fellows, P J. $t Food Processing Technology : Principles and Practice. $d Burlington : Elsevier Science, ©2009 $z 9781845692162
830 0 Woodhead Publishing in food science, technology, and nutrition ; $v 174.
856 40 $3 Ebook Library $u http://public.eblib.com/choice/publicfullrecord.aspx?p=1639821
856 40 $3 ProQuest Ebook Central $u http://public.ebookcentral.proquest.com/choice/publicfullrecord.aspx?p=1639821
856 4 $3 Ebook Library $u http://public.eblib.com/choice/publicfullrecord.aspx?p=1639821

Attachment 50a

Case No.: IPR2023-00208
U.S. Patent No. 11,013,250

The Wayback Machine - https://web.archive.org/web/20200921062859/https://www.wacker.com/h/medias/6699-EN.pdf



1

2

3

Attachment 51a

Case No.: IPR2023-00208
U.S. Patent No. 11,013,250

Cambridge Core

Access

English | **Français**

Public health implications of meat production and consumption

Published online by Cambridge University Press: **02 January 2007**

Polly Walker, Pamela Rhubart-Berg, Shawn McKenzie, Kristin Kelling and Robert S Lawrence

Article contents

Abstract

HTML view is not available for this content. However, as you have access to this content, a full PDF is available via the 'Save PDF' action button.

The high level of meat and saturated fat consumption in the USA and other high-income countries exceeds nutritional needs and contributes to high rates of chronic diseases such as cardiovascular disease, diabetes mellitus and some cancers. Affluent citizens in middle- and low-income countries are adopting similar high-meat diets and experiencing increased rates of these same chronic diseases. The industrial agricultural system, now the predominant form of agriculture in the USA and increasingly world-wide, has consequences for public health owing to its extensive use of fertilisers and pesticides, unsustainable use of resources and environmental pollution. In industrial animal production there are public health concerns surrounding feed formulations that include animal tissues, arsenic and antibiotics as well as occupational health risks and risks for nearby communities. It is of paramount importance for public health professionals to become aware of and involved in how our food is produced.

Keywords

Motif Exhibit 1011, Page 843 of 1241

Case No.: IPR2023-00208
U.S. Patent No. 11,013,250

Diet Environment Health Nutrition Industrial agriculture Industrial animal production

Sustainability Sustainable agriculture Aquaculture Meat

Type

Invited Paper

Information

Public Health Nutrition, Volume 8, Issue 4, June 2005, pp. 348 - 356
DOI: https://doi.org/10.1079/PHN2005727

Copyright

Copyright © The Authors 2005

References

1 Kendall, HW, Arrow, KJ, Borlaug, NE, Ehrlich, PR, Lederberg, J, Vargas, JI, et al. Meeting the Challenges of Population, Environment, and Resources: The Cost of Inaction, Washington, DC: World Bank, 1996. Google Scholar

2 Smil, V. Food production. In: Caballero, B, Popkin, BM, eds. The Nutrition Transition: Diet and Disease in the Developing World, New York, NY: 1st ed. San Diego, CA: Academic Press, 2002; 25–50. CrossRef Google Scholar

3 Myers, N, Kent, J. New consumers: the influence of affluence on the environment. Proceedings of the National Academy of Sciences of the USA 2003; 100(8): 4963–8. CrossRef Google Scholar PubMed

4 United Nations (UN). World Population to 2300. ST/ESA/ SER.A/236. New York, NY: UN, 2004. Google Scholar

5 Pimentel, D, Wilson, A. World population, agriculture and malnutrition. WorldWatch 2004; (09/10): 22–5. Google Scholar

6 Mann, JI. Diet and risk of coronary heart disease and type 2 diabetes. Lancet. 2002; 360(9335): 783–9. CrossRef Google Scholar PubMed

Motif Exhibit 1011, Page 844 of 1241

Case No.: IPR2023-00208
U.S. Patent No. 11,013,250

7 Key, TJ, Schatzkin, A, Willett, WC, Allen, NE, Spencer, EA, Travis, RC. Diet, nutrition and the prevention of cancer. Public Health Nutrition. 2004; 7(1A): 187–200. CrossRef Google Scholar PubMed

8 Hu, FB, Willett, WC. Optimal diets for prevention of coronary heart disease. Journal of the American Medical Association. 2002; 288(20): 2569–78. CrossRef Google Scholar PubMed

9 Chao, A, Thun, MJ, Connell, CJ, McCullough, ML, Jacobs, EJ, Flanders, WD, et al. . Meat consumption and risk of colorectal cancer. Journal of the American Medical Association. 2005; 293(2): 172–82. CrossRef Google Scholar PubMed

10 Van Horn, L. Fiber, lipids, and coronary heart disease. A statement for healthcare professionals from the Nutrition Committee, American Heart Association. Circulation. 1997; 95(12): 2701–4. CrossRef Google Scholar PubMed

11 van Dam, RM, Rimm, EB, Willett, WC, Stampfer, MJ, Hu, FB. Dietary patterns and risk for type 2 diabetes mellitus in US men. Annals of Internal Medicine. 2002; 136(3): 201–9. CrossRef Google Scholar

12 Fung, TT, Schulze, M, Manson, JE, Willett, WC, Hu, FB. Dietary patterns, meat intake, and the risk of type 2 diabetes in women. Archives of Internal Medicine. 2004; 164(20): 2235–40. CrossRef Google Scholar PubMed

13 Speedy, AW. Global production and consumption of animal source foods. Journal of Nutrition. 2003; 133(Suppl.): 4048S–53S. CrossRef Google Scholar PubMed

14 McMichael, A. Planetary Overload: Global Environmental Change and the Health of the Human Species. Cambridge: Cambridge University Press, 1993. Google Scholar

15 Frazao, E. High costs of poor eating patterns in the United States. In: Frazao, E, ed. America's Eating Habits: Changes and Consequences. Agriculture Information Bulletin No. 750. Washington, DC: Economic

Research Service, US Department of Agriculture, 1999; 5–32. Google Scholar

16 Schroder, H, Marrugat, J, Vila, J, Covas, MI, Elosua, R. Adherence to the traditional Mediterranean diet is inversely associated with body mass index and obesity in a Spanish population. Journal of Nutrition. 2004; 134(12): 3355–61. CrossRef Google Scholar

17 Produce for Better Health Foundation. State of the Plate Research Report 2002. Wilmington, DE: Produce for Better Health Foundation, 2002. Google Scholar

18 Liu, S, Willett, WC, Manson, JE, Hu, FB, Rosner, B, Colditz, G. Relation between changes in intakes of dietary fiber and grain products and changes in weight and development of obesity among middle-aged women. American Journal of Clinical Nutrition. 2003; 78(5): 920–7. CrossRef Google Scholar PubMed

19 Panagiotakos, DB, Pitsavos, C, Chrysohoou, C, Stefanadis, C, Toutouzas, P. Primary prevention of acute coronary events through the adoption of a Mediterranean-style diet. Eastern Mediterranean Health Journal. 2002; 8(4–5): 593–602. Google Scholar PubMed

20 Davis, MS, Miller, CK, Mitchell, DC. More favorable dietary patterns are associated with lower glycemic load in older adults. Journal of the American Dietetic Association. 2004; 104(12): 1828–35. CrossRef Google Scholar PubMed

21 Hu, FB, Willett, WC. Optimal diets for prevention of coronary heart disease. Journal of the American Medical Association. 2002; 288(20): 2569–78. CrossRef Google Scholar PubMed

22 Bender, A. Meat and Meat Products in Human Nutrition in the Developing World. Food and Nutrition paper No. 53. Rome: Food and Agriculture organization of the United Nations, 1992; 53. Google Scholar

23 National Research Council. Dietary Reference Intakes for Energy, Carbohydrates, Fiber, Fat, Protein, and Amino Acids (Macronutrients).

Washington, DC: National Academies Press, 2003. Google Scholar

24 Popkin, BM, Du, S. Dynamics of the nutrition transition toward the animal foods sector in China and its implications: a worried perspective. Journal of Nutrition 2003; 133(Suppl. 2): 3898S–906S. CrossRef Google Scholar PubMed

25 American Dietetic Association. Vegetarian diets – position of the American Dietetic Association. Journal of the American Dietetic Association. 1997; 97: 1317–21. CrossRef Google Scholar

26 Singh, PN, Sabate, J, Fraser, GE. Does low meat consumption increase life expectancy in humans? American Journal of Clinical Nutrition 2003; 78(Suppl. 3): 526S–32S. CrossRef Google Scholar PubMed

27 Kelemen, LE, Kushi, LH, Jacobs, DR Jr, Cerhan, JR. Associations of dietary protein with disease and mortality in a prospective study of postmenopausal women. American Journal of Epidemiology. 2005; 161(3): 239–49. CrossRef Google Scholar

28 US Department of Agriculture. *USDA Agricultural Baseline Projections to 2014* [online], 2005. Baseline Report OCE-2005-1, 116 pp. Available at http://www.usda.gov/oce/waob/commodity-projections/proj.htm. Accessed 17 March 2005. Google Scholar

29 Beef Promotion and Research Board. Beef demand climbs nearly eight percent in 2004 [online], 2005. Available at www.beefboard.org. Accessed 16 February 2005. Google Scholar

30 Economic Research Service, US Department of Agriculture. Livestock, Dairy, and Poultry Outlook [online], 11 and 12 2004. Available at http://www.ers.usda.gov/publications/1dp/. Accessed 27 April 2005. Google Scholar

31 American Heart Association. An Eating Plan for Healthy Americans [online], 2005. Available at http://www.americanheart.org/presenter.jhtml?identifier=1088. Accessed 5 January 2005. Google Scholar

32 United Nations Food and Agriculture Organization. FAOSTAT Database

Case No.: IPR2023-00208
U.S. Patent No. 11,013,250

[online], 2004. Available at http://www.faostat.fao.org/faostat/collections?subset=agriculture. Accessed 8 January 2004. Google Scholar

33 Horrigan, L, Lawrence, RS, Walker, P. How sustainable agriculture can address the environmental and human health harms of industrial agriculture. Environmental Health Perspectives. 2002; 110(5): 445–56. CrossRef Google Scholar PubMed

34 Caballero, B, Popkin, BM. The Nutrition Transition: Diet and Disease in the Developing World. San Diego, CA: Academic Press, 2002. Google Scholar

35 World Health Organization (WHO). *Diet, Nutrition, and the Prevention of Chronic Disease*. WHO Technical Report Series No. 913. Geneva: WHO, 2003. Google Scholar

36 Kitalyi, AJ. Village Chicken Production Systems in Rural Africa: Household Food Security and Gender Issues. Rome: Food and Agricultural Organization of the United Nations, 1998. Google Scholar

37 Pimentel, D, Berger, B, Filiberto, D, Newton, M, Wolfe, B, Karabinakis, E, et al. Water resources: agricultural and environmental issues. BioScience. 2004; 54(10): 909–18. CrossRef Google Scholar

38 Aron, JL, Patz, J. Ecosystem Change and Public Health: A Global Perspective. Baltimore, MD: Johns Hopkins University Press, 2001. Google Scholar

39 Stockholm International Water Institute (SIWI) and International Water Management Institute. Water – More Nutrition per Drop. Towards Sustainable Food Production and Consumption Patterns in a Rapidly Changing World. Stockholm: SIWI, 2004. Google Scholar

40 Cook, M. Reducing water pollution from animal feeding operations. Testimony before Subcommittee on Forestry, Resource Conservation, and Research of the Committee on Agriculture, US House of Representatives, 13 05 1998. Available at http://www.epa.gov/ocirpage/hearings/testimony/105_1997_1998/051398.htm. Accessed 17 March 2005. Google Scholar

Motif Exhibit 1011, Page 848 of 1241

41 Food and Nutrition Board, Institute of Medicine. Dioxins and Dioxin-like Compounds in the Food Supply: Strategies to Decrease Exposure. Washington, DC: Nationaly Academies Press 2003. Google Scholar

42 Brown, LR. Who Will Feed China? Wake-up Call for a Small Planet, 1st ed. New York: WW Norton, 1995. Google Scholar

43 Brown, LR. Running on empty. Forum for Applied Research and Public Policy. 2001; 16(1): 6–8. Google Scholar

44 Black, KD. Environmental Impacts of Aquaculture. Sheffield: Sheffield Academic, 2001. Google Scholar

45 Gewin, V. Troubled waters: the future of global fisheries. PLoS Biology 2004; 2(4): E113 Available at http://biology. plosjournals.org/perlserv/?request=index-html&issn=1545–7885. CrossRef Google Scholar PubMed

46 Clarkson, TW, Strain, JJ. Nutritional factors may modify the toxic action of methyl mercury in fish-eating populations. Journal of Nutrition 2003; 133(Suppl. 1): 1539S–43S. CrossRef Google Scholar PubMed

47 Stokstad, E. Salmon survey stokes debate about farmed fish. Science. 2004; 303(5655): 154–5. CrossRef Google Scholar PubMed

48 US Environmental Protection Agency. Regulatory Definitions of Large CAFOs, Medium CAFOs, and Small CAFOs [online], 2004. Available at http://www.epa.gov/npdes/pubs/sector_table.pdf. Accessed 8 January 2005. Google Scholar

49 Osterberg, D, Wallinga, D. Addressing externalities from swine production to reduce public health and environmental impacts. American Journal of Public Health. 2004; 94(10): 1703–8. CrossRef Google Scholar PubMed

50 American Public Health Association. Resolution 2003–7, Precautionary Moratorium on New Concentrated Animal Feed Operations [online], 2004. Available at http://www.apha.org/legislative/policy/policysearch/index.cfm?fuseaction=view&id=1243. Accessed 25 October 2004. Google Scholar

51 Fleming, R, Ford, M. Humans versus Animals – Comparison of Waste

Properties [online], 2004. Available at http://www.gov.on.ca/OMAFRA/english/crops/field/news/croptalk/2001/ct_1101a9.htm. Accessed 14 December 2004. Google Scholar

52 Wing, S, Wolf, S. Intensive livestock operations, health, and quality of life among eastern North Carolina residents. Environmental Health Perspectives. 2000; 108(3): 233–8. CrossRef Google Scholar PubMed

53 Hamscher, G, Pawelzick, HT, Sczesny, S, Nau, H, Hartung, J. Antibiotics in dust originating from a pig-fattening farm: a new source of health hazard for farmers? Environmental Health Perspectives. 2003; 111(13): 1590–4. CrossRef Google Scholar PubMed

54 Wing, S, Freedman, S, Band, L. The potential impact of flooding on confined animal feeding operations in eastern North Carolina. Environmental Health Perspectives. 2002; 110(4): 387–91. CrossRef Google Scholar PubMed

55 Arai, Y, Lanzirotti, A, Sutton, S, Davis, JA, Sparks, DL. Arsenic speciation and reactivity in poultry litter. Environmental Science & Technology. 2003; 37(18): 4083–90. CrossRef Google Scholar PubMed

56 Lasky, T, Sun, W, Kadry, A, Hoffman, MK. Mean total arsenic concentrations in chicken 1989–2000 and estimated exposures for consumers of chicken. Environmental Health Perspectives. 2004; 112(1): 18–21. CrossRef Google Scholar PubMed

57 Silbergeld, EK. Arsenic in food. Environmental Health Perspectives. 2004; 112(6): A338–9. CrossRef Google Scholar

58 Flora, JL, Hodne, CJ, Goudy, W, Osterberg, D, Kliebenstein, J, Thu, KM, et al. Social and community impacts. In: Iowa State University and University of Iowa Study Group, ed. Iowa Concentrated Animal Feeding Operations Air Quality Study. Iowa City Ames, IA: Iowa State University The University of Iowa Study Group, 2002; 147–63. Google Scholar

59 Mellon, M, Benbrook, C, Benbrook, KL. Hogging It: Estimates of Antimicrobial Abuse in Livestock, 1st ed. Cambridge, MA: Union of

Concerned Scientists, 2001. Google Scholar

60 Chee-Sanford, JC, Aminov, RI, Krapac, IJ, Garrigues-Jeanjean, N, Mackie, RI. Occurrence and diversity of tetracycline resistance genes in lagoons and groundwater underlying two swine production facilities. Applied and Environmental Microbiology. 2001; 67(4): 1494–502. CrossRef Google Scholar PubMed

61 World Health Organization (WHO). Antibiotic use in food-producing animals must be curtailed to prevent increased resistance in humans. Press Release WHO/73. Geneva: WHO, 1997. Google Scholar

62 American Public Health Association. Resolution 2004–13, Helping Preserve Antibiotic Effectiveness by Stimulating Demand for Meats Produced Without Excessive Antibiotics [online], 2004. Available at http://www.apha.org/legislative/policy/policysearch/index.cfm?fuseaction=view&id=1299. Accessed 6 January 2005. Google Scholar

63 American Academy of Microbiology. Antimicrobial Resistance: An Ecological Perspective. Washington, DC: American Academy of Microbiology, 1999; 1–14. Google Scholar

64 Schiffman, SS, Bennett, JL, Raymer, JH. Quantification of odors and odorants from swine operations in North Carolina. Agricultural and Forest Meteorology. 2001; 108: 213–40. CrossRef Google Scholar

65 Chapin, A, Rule, A, Gibson, K, Buckley, T, Schwab, K. Airborne multidrug-resistant bacteria isolated from a concentrated swine feeding operation. Environmental Health Perspectives. 2005; 113(2): 137–42. Google Scholar PubMed

66 Cole, D, Todd, L, Wing, S. Concentrated swine feeding operations and public health: a review of occupational and community health effects. Environmental Health Perspectives. 2000; 108(8): 685–99. CrossRef Google Scholar PubMed

67 Merchant, JA, Naleway, AL, Svendsen, ER, Kelly, KM, Burmeister, LF, Stromquist, AM, et al. . Asthma and farm exposures in a cohort of rural

Iowa children. Environmental Health Perspectives. 2005; 113(3): 350–6. CrossRef Google Scholar

68 Striffler, S. Inside a poultry processing plant: an ethnographic portrait. Labor History. 2002; 43(3): 305–13. CrossRef Google Scholar

69 Green, JJ, Barham, E. Globalization and Latino Labor: Labor Advocates' Accounts of Meatpacking in Rural Missouri. Latinos in Missouri Occasional Paper series, No. 1. Columbia, Mo: University of Missouri, Department of Rural Sociology, 2002; 1–14. Google Scholar

70 Stull, DD, Broadway, MJ. Slaughterhouse Blues: The Meat and Poultry Industry in North America. Belmont, CA: Thomson/Wadsworth, 2004. Google Scholar

71 Thu, K, Donham, K, Ziegenhorn, R, Reynolds, S, Thorne, P, Subramanian, P, et al. A control study of the physical and mental health of residents living near a large-scale swine operation. Journal of Agricultural Safety and Health. 1997; 3(1): 13–26. CrossRef Google Scholar

72 Branfman, F. Living in shimmering disequilibrium [online], 2000. Available at http://dir.salon.com/people/feature/2000/04/22/eowilson/index.html. Accessed 17 March 2005. Google Scholar

73 Food and Agriculture Organization of the United Nations (FAO). Rome Declaration on Food Security. World Food Summit, 13–16 November 1996. Rome: FAO, 1997. Google Scholar

74 US Department of Health and Human Services, US Department of Agriculture. Dietary Guidelines for Americans 2005 [online], 2005. Available at http://www.healthierus.gov/dietaryguidelines/. Accessed 12 February 2005. Google Scholar

75 Berry, W. Sex, Economy, Freedom & Community: Eight Essays, 1st ed. New York: Pantheon Books, 1993. Google Scholar

Related content

AI-generated results: by **UNSILO**

Case No.: IPR2023-00208
U.S. Patent No. 11,013,250

Article

Diet composition and the risk of type 2 diabetes: epidemiological and clinical evidence

M. Parillo and G. Riccardi

British Journal of Nutrition

Published online: 9 March 2007

Chapter

Regulation of Food Systems

Michael T. Roberts

Food Law in the United States

Published online: 18 December 2015

Article

Dietary fat: assessing the evidence in support of a moderate-fat diet; the benchmark based on lipoprotein metabolism

P. M. Kris-Etherton, A. E. Binkoski, G. Zhao, S. M. Coval, K. F. Clemmer, H. D. Hecker, H. Jacques and T. D. Etherton

Proceedings of the Nutrition Society

Published online: 27 March 2009

Article

The Mediterranean diet: science and practice

Walter C Willett

Public Health Nutrition

Published online: 2 January 2007

Article

Consumption of red meat, white meat and processed meat in Irish adults in relation to dietary quality

Meadhbh Cosgrove, Albert Flynn and Máiréad Kiely

British Journal of Nutrition

Published online: 8 March 2007

Article

Validity of a food-frequency questionnaire for a large prospective cohort study in Bangladesh

Yu Chen, Habibul Ahsan, Faruque Parvez and Geoffrey R. Howe

British Journal of Nutrition

Published online: 9 March 2007

Article

Comparison of two statistical approaches to predict all-cause mortality by dietary patterns in German elderly subjects

Kurt Hoffmann, Heiner Boeing, Paolo Boffetta, Gabriele Nagel, Philippos Orfanos, Pietro Ferrari and Christina Bamia

Case No.: IPR2023-00208
U.S. Patent No. 11,013,250

British Journal of Nutrition

Published online: 8 March 2007

Article

Dietary intakes associated with metabolic syndrome in a cohort of Japanese ancestry

Renata Damião, Teresa G. Castro, Marly A. Cardoso, Suely G. A. Gimeno and Sandra R. G. Ferreira

British Journal of Nutrition

Published online: 17 April 2007

Article

Evaluating adherence to recommended diets in adults: the Alternate Healthy Eating Index

Marjorie L McCullough and Walter C Willett

Public Health Nutrition

Published online: 2 January 2007

Article

Methodological approaches to study dietary patterns in relation to risk of coronary heart disease and stroke

Matthias B. Schulze and Kurt Hoffmann

British Journal of Nutrition

Published online: 8 March 2007

Attachment 51b

Skip to main content

An official website of the United States government

Here's how you know

Here's how you know

Menu

- MARC Download

NLM MMS_ID 998459773406676

- Download MARCXML
- Download MARC21

LDR	02168cas a2200649 a 4500
001	998459773406676
005	20220629210133.0
007	cr|||||||||||
008	980611c19989999enkzr p 0 0eng
010	__ | ‡**a** sn98-39298
022	__ | ‡**a** 1368-9800‡**l** 1368-9800‡**9** PY‡**7** (Print)
022	__ | ‡**a** 1475-2727‡**9** EN‡**7** (Electronic)
035	__ | ‡**9** 9808463
040	__ | ‡**a** DNLM‡**c** DNLM
041	0_ | ‡**a** eng
042	__ | ‡**a** lcd
044	__ | ‡**9** England
060	00 | ‡**a** W1‡**b** PU535
210	10 | ‡**a** Public Health Nutr‡**2** DNLM
245	00 | ‡**a** Public health nutrition.
246	1_ | ‡**a** PHN
260	__ | ‡**a** Wallingford, Oxon, UK :‡**b** Published on behalf of the Nutrition Society by CAB International,‡**c** c1998-
260	3_ | ‡**3** <2007- > :‡**a** Oxford :‡**b** Cambridge University Press
300	__ | ‡**a** v. :‡**b** ill.
310	__ | ‡**a** Eighteen issues a year,‡**b** 2015-

321 __ | ‡**a** Quarterly,‡**b** -2001
321 __ | ‡**a** 6 times per year,‡**b** 2002
321 __ | ‡**a** 8 times per year,‡**b** 2003-2006
321 __ | ‡**a** Monthly,‡**b** 2007-2014
336 __ | ‡**a** text‡**b** txt‡**2** rdacontent
337 __ | ‡**a** unmediated‡**b** n‡**2** rdamedia
338 __ | ‡**a** volume‡**b** nc‡**2** rdacarrier
362 0_ | ‡**a** Vol. 1, no. 1 (Mar. 1998)-
500 __ | ‡**a** Contents page and abstracts available on the Internet before publication.
500 __ | ‡**a** Title from cover.
510 1_ | ‡**9** 1‡**a** MEDLINE‡**b** v1n1, Mar. 1998-
510 0_ | ‡**9** 1‡**a** PubMed‡**b** v1n1, Mar. 1998-
510 1_ | ‡**a** Index medicus
510 0_ | ‡**a** PMC Forthcoming
530 __ | ‡**a** Also issued online.
583 __ | ‡**3** v.1, no. 1 (March 1998)‡**c** 19990728‡**f** Notice published‡**l** Printed on acid-free paper
650 02 | ‡**a** Diet
650 02 | ‡**a** Health Promotion
650 02 | ‡**a** Nutritional Physiological Phenomena
650 02 | ‡**a** Public Health
655 _2 | ‡**a** Periodical
710 2_ | ‡**a** Nutrition Society (Great Britain)
856 4_ | ‡**u** https://www.cambridge.org/core/journals/public-health-nutrition
911 __ | ‡**a** Electronic and print, print canceled 2018
914 __ | ‡**a** Portico‡**b** Current to 2022 as of 20220627‡**c** ISSN_13689800
935 __ | ‡**a** (DNLM)845977-nlmdb
995 __ | ‡**a** AUTH‡**b** 19980611‡**c** REV‡**d** 20220629
996 __ | ‡**a** CONSER‡**b** 19980617
998 __ | ‡**a** ERMSOA 120673‡**b** 20090619
999 __ | ‡**a** AUTH
035 __ | ‡**a** (DNLM)SR0092240(s)
035 __ | ‡**a** (OCoLC)39319725

Connect with NLM

•

•

•

National Library of Medicine
8600 Rockville Pike
Bethesda, MD 20894

Web Policies
FOIA
HHS Vulnerability Disclosure

NLM Support Center
Accessibility
Careers

NLM | NIH | HHS | USA.gov

Attachment 51c

National Library of Medicine

Health Promotion MeSH Descriptor Data 2022

Details | Qualifiers | MeSH Tree Structures | Concepts

MeSH Heading	Health Promotion
Tree Number(s)	I02.233.332.445 N02.421.726.407.579
Unique ID	D006293
RDF Unique Identifier	http://id.nlm.nih.gov/mesh/D006293
Annotation	IM
Scope Note	Encouraging consumer behaviors most likely to optimize health potentials (physical and psychosocial) through health information, preventive programs, and access to medical care.
Entry Term(s)	Health Campaigns Promotion of Health Promotional Items Wellness Programs
See Also	Health Behavior
Public MeSH Note	80
History Note	80
Date Established	1980/01/01
Date of Entry	1979/06/01
Revision Date	2017/07/11

page delivered in 0.139s

Connect with NLM

National Library of Medicine
8600 Rockville Pike
Bethesda, MD 20894

Web Policies
FOIA
HHS Vulnerability Disclosure

NLM Support Center
Accessibility
Careers

Attachment 51d

National Library of Medicine

Public Health MeSH Descriptor Data 2022

Details | Qualifiers | MeSH Tree Structures | Concepts

MeSH Heading	Public Health
Tree Number(s)	H02.403.720 N01.400.550 N06.850
Unique ID	D011634
RDF Unique Identifier	http://id.nlm.nih.gov/mesh/D011634
Annotation	specialty; do not confuse with NATIONAL HEALTH PROGRAMS
Scope Note	Branch of medicine concerned with the prevention and control of disease and disability, and the promotion of physical and mental health of the population on the international, national, state, or municipal level.
Entry Term(s)	Community Health Environment, Preventive Medicine & Public Health Environment, Preventive Medicine and Public Health
See Also	Preventive Medicine Social Medicine Zoonoses
Entry Combination	organization & administration:Public Health Administration
Date Established	1966/01/01
Date of Entry	1999/01/01
Revision Date	2018/02/28

page delivered in 0.177s

Attachment 51e

OCLC 39319725 **No holdings in XXX - 90 other holdings**

Continuing Resources

								Rec Stat		**Entered**	19980611	**Replaced**	20220219115907.2
Type	a	**ELvl**	5	**Srce**		**GPub**		**Ctrl**		**Lang**	eng		
BLvl	s	**Form**		**Conf**	0	**Freq**	z	**MRec**		**Ctry**	enk		
S/L	0	**Orig**		**EntW**		**Regl**	r	**Alph**					
Desc	a	**SrTp**	p	**Cont**		**DtSt**	c	**Dates**	1998	,	9999		

010 sn 98039298
040 NLM $b eng $c NLM $d EYM $d AGL $d CAS $d NLM $d MUQ $d OCLCQ $d GUA $d ZYU $d DLC $d CUS $d OCLCQ $d UKMGB $d OCLCO $d OCLCQ $d OCLCF $d OCLCO $d OCLCQ $d OCLCO $d OCLCQ $d OCLCO $d Y7M $d NZHMA $d NLM $d OCLCO
012 $i 9807
015 GB9852801 $2 bnb
016 7 9808463 $2 DNLM
016 7 SR0092240 $2 DNLM
016 7 007073815 $2 Uk
019 972024603 $a 1062043802
022 1368-9800 $l 1368-9800
030 PHNUF6
042 pcc
050 00 RA784 $b .P83
060 00 W1 $b PU535
070 0 RA784.P83
072 0 T000
072 0 X380
090 $b
210 10 Public Health Nutr $2 dnlm
245 00 Public health nutrition.
260 Wallingford, Oxon, UK : $b Published on behalf of the Nutrition Society by CAB International, $c ©1998-
260 3 $3 <2007- : $a Oxford : $b Cambridge University Press
300 volumes : $b illustrations ; $c 28 cm
310 Eighteen issues a year, $b 2015-
321 Quarterly, $b -2001
321 6 times per year, $b 2002
321 8 times per year, $b 2003-2006
321 Monthly, $b 2007-2014
336 text $b txt $2 rdacontent
337 unmediated $b n $2 rdamedia
338 volume $b nc $2 rdacarrier
362 0 Vol. 1, no. 1 (Mar. 1998)-
500 Contents page and abstracts available on the Internet before publication.
500 Title from cover.

500 Published by: Oxford :Cambridge University Press, <2007-
588 Latest issue consulted: Vol. 11, no. 3 (Mar. 2008).
650 0 Nutrition $v Periodicals.
650 0 Diseases $x Nutritional aspects $v Periodicals.
650 0 Public health $v Periodicals.
650 0 Diet in disease.
650 0 Health promotion.
650 0 Nutrition.
650 0 Public health.
650 0 Health promotion $v Periodicals.
650 02 Diet $0 (DNLM)D004032
650 02 Health Promotion $0 (DNLM)D006293
650 02 Nutritional Physiological Phenomena $0 (DNLM)D009747
650 02 Public Health $0 (DNLM)D011634
650 6 Nutrition $0 (CaQQLa)201-0064996 $v Périodiques. $0 (CaQQLa)201-0378307
650 6 Cuisine santé $0 (CaQQLa)201-0071277 $v Périodiques. $0 (CaQQLa)201-0378307
650 6 Promotion de la santé $0 (CaQQLa)201-0138337 $v Périodiques. $0 (CaQQLa)201-0378307
650 6 Santé publique $0 (CaQQLa)201-0001294 $v Périodiques. $0 (CaQQLa)201-0378307
650 6 Maladies $0 (CaQQLa)201-0078919 $x Aspect nutritionnel $0 (CaQQLa)201-0377452 $v Périodiques. $0 (CaQQLa)201-0378307
650 6 Régimes alimentaires. $0 (CaQQLa)201-0047070
650 6 Promotion de la santé. $0 (CaQQLa)201-0138337
650 6 Nutrition. $0 (CaQQLa)201-0064996
650 6 Santé publique. $0 (CaQQLa)201-0001294
650 7 public health. $2 aat $0 (CStmoGRI)aat300132827
650 7 Diseases $x Nutritional aspects. $2 fast $0 (OCoLC)fst00895179
650 7 Nutrition. $2 fast $0 (OCoLC)fst01042187
650 7 Public health. $2 fast $0 (OCoLC)fst01082238
653 DIET
653 HEALTH PROMOTION
653 HUMAN NUTRITION
653 PUBLIC HEALTH
655 2 Periodical $0 (DNLM)D020492
655 3 Internet resource.
655 7 Periodicals. $2 fast $0 (OCoLC)fst01411641
710 2 Nutrition Society (Great Britain)
776 08 $i Online version: $t Public health nutrition (Online) $x 1475-2727 $w (DLC) 2005233018 $w (OCoLC)41948583
850 DLC $a DNAL $a DNLM $a MiU
856 41 $u http://journals.cambridge.org/action/displayJournal?jid=phn
856 42 $z Scope $u http://firstsearch.oclc.org/journal=1368-9800;screen=info;ECOIP $z Address for accessing the journal from an authorized IP address through OCLC FirstSearch Electronic Collections Online

Attachment 51f

Case No.: IPR2023-00208
U.S. Patent No. 11,013,250

LC control no.: sh 85038411
LCCN Permalink: https://lccn.loc.gov/sh85038411
HEADING: Diseases

000 00920cz a2200289n 450
001 4690433
005 20120323072315.0
008 860211i| anannbabn |a ana
010 __ |**a** sh 85038411
035 __ |**a** (DLC)sh 85038411
035 __ |**a** (DLC)264694
040 __ |**a** DLC |**c** DLC |**d** DLC
150 __ |**a** Diseases
360 __ |**i** individual diseases, e.g. |**a** Cancer; |**i** and subdivision |**a** Diseases |**i** under individual organs and regions of the body, individual animals and groups of animals, classes of persons and ethnic groups, e.g. |**a** Heart--Diseases; Fishes--Diseases; Infants--Diseases; African Americans--Diseases
450 __ |**a** Human beings |**x** Diseases
450 __ |**a** Illness
450 __ |**a** Illnesses
450 __ |**a** Morbidity
450 __ |**a** Sickness
450 __ |**a** Sicknesses
550 __ |**w** g |**a** Medicine
550 __ |**a** Epidemiology
550 __ |**a** Health
550 __ |**a** Pathology
550 __ |**a** Sick
906 __ |**t** 0047 |**u** te07 |**v** 0
953 __ |**a** xx00 |**b** te01

Select Download Format: Text (Labelled Display) Press to SAVE or PRINT

Email Text (Labelled Display) to:
Press to SEND EMAIL

Help - Search - Search History - Headings List - Start Over

Library of Congress
URL: https://www.loc.gov/

Mailing Address:
101 Independence Ave,
S.E.
Washington, DC 20540

Library of Congress Authorities
URL: http://authorities.loc.gov/
Library of Congress Online Catalog
URL: https://catalog.loc.gov/

Questions, comments, error reports: Contact Us

Attachment 51g

Case No.: IPR2023-00208
U.S. Patent No. 11,013,250

LC control no.: sh2008110201
LCCN Permalink: https://lccn.loc.gov/sh2008110201
HEADING: Public health Periodicals

000 00497cz a2200169n 450
001 7462585
005 20110729160709.0
008 080305|| anannbabn |n ana
010 __ |**a** sh2008110201
035 __ |**a** (DLC)386363
035 __ |**a** (DLC)sh2008110201
040 __ |**a** DLC |**b** eng |**c** DLC
150 __ |**a** Public health |**v** Periodicals
667 __ |**a** Record generated for validation purposes.
670 __ |**a** Work cat.: Kyōto-shi Eisei Kōgai Kenkyūjo nenpō =, Heisei 3-nen [1991]-
906 __ |**t** 8888 |**u** te00 |**v** 0
953 __ |**a** te00

Save, Print or Email Records (View Help)

Select Download Format: Text (Labelled Display) Press to SAVE or PRINT

Email Text (Labelled Display) to: Press to SEND EMAIL

Library of Congress
URL: https://www.loc.gov/

Mailing Address:
101 Independence Ave,
S.E.
Washington, DC 20540

Library of Congress Authorities
URL: http://authorities.loc.gov/
Library of Congress Online Catalog
URL: https://catalog.loc.gov/

Questions, comments, error reports: Contact Us

Attachment 51h

LC control no.: sh 85037854
LCCN Permalink: https://lccn.loc.gov/sh85037854
HEADING: Diet in disease

000 00663cz a2200217n 450
001 4689889
005 20120323072221.0
008 860211i| anannbabn |b ana
010 __ |**a** sh 85037854
035 __ |**a** (DLC)sh 85037854
035 __ |**a** (DLC)36574
040 __ |**a** DLC |**c** DLC |**d** DLC
053 _0 |**a** RM214 |**b** RM258
150 __ |**a** Diet in disease
360 __ |**i** subdivision |**a** Nutritional aspects |**i** under individual diseases and types of diseases, e.g. |**a** Cancer--Nutritional aspects; Heart--Diseases--Nutritional aspects
450 __ |**a** Diet and disease
450 __ |**a** Disease, Diet in
450 __ |**a** Sick |**x** Nutrition
550 __ |**w** g |**a** Dietetics
906 __ |**t** 8639 |**u** fk02 |**v** 1
953 __ |**a** xx00 |**b** ta25

URL: https://www.loc.gov/

Mailing Address:
101 Independence Ave, S.E.
Washington, DC 20540

URL: https://catalog.loc.gov/

Questions, comments, error reports: Contact Us

Attachment 51i

Case No.: IPR2023-00208
U.S. Patent No. 11,013,250

LC control no.: sh 85059591
LCCN Permalink: https://lccn.loc.gov/sh85059591
HEADING: Health promotion

000 00750cz a2200241n 450
001 4710890
005 20120326095350.0
008 860211i| anannbabn |a ana
010 __ |**a** sh 85059591
035 __ |**a** (DLC)sh 85059591
035 __ |**a** (DLC)57575
040 __ |**a** DLC |**c** DLC |**d** DLC
053 _0 |**a** RA427.8
150 __ |**a** Health promotion
360 __ |**i** subdivision |**a** Health promotion services |**i** under types of educational institutions, e.g. |**a** Universities and colleges--Health promotion services
450 __ |**a** Health promotion programs
450 __ |**a** Health promotion services
450 __ |**a** Promotion of health
450 __ |**a** Wellness programs
550 __ |**w** g |**a** Preventive health services
550 __ |**a** Health education
906 __ |**t** 9436 |**u** te03 |**v** 1
953 __ |**a** xx00 |**b** ta25

Save, Print or Email Records (View Help)

Select Download Format: Text (Labelled Display) Press to SAVE or PRINT

Email Text (Labelled Display) to: Press to SEND EMAIL

Library of Congress
URL: https://www.loc.gov/

Mailing Address:
101 Independence Ave, S.E.
Washington, DC 20540

Library of Congress Authorities
URL: http://authorities.loc.gov/
Library of Congress Online Catalog
URL: https://catalog.loc.gov/

Questions, comments, error reports: Contact Us

Attachment 52a

Case No.: IPR2023-00208
U.S. Patent No. 11,013,250

Wiley Online Library

Advertisement

Nutrition & Dietetics / Volume 64, Issue s4 / p. S113-S119

Free Access

Nutritional composition of red meat

Peter WILLIAMS

First published: 15 August 2007
https://doi.org/10.1111/j.1747-0080.2007.00197.x
Citations: 330

This section begins with the nutritional composition of red meat, and then focuses on the key nutrients delivered through the consumption of red meat in the context of the Australian diet. The reviews draw on the scientific literature to provide an overview of the metabolism and associations with clinical conditions of each of these nutrients. They then provide a perspective on the contributions of red meat in the diet to meet nutritional requirements. Williams provides up-to-date nutritional composition information; Truswell outlines the clinical conditions associated with vitamin B12 deficiency; Samman focuses on metabolism, food sources and requirements for iron and zinc; and Howe and colleagues provide an update on the nutritional implications of the long-chain omega-3 fatty acids. To conclude this section, Baghurst provides a perspective on food guides and the implications for red meat as a core food in the diet

About | Sections

KEY POINTS

The lean component of red meat is:

- An excellent source of high biological value protein, vitamin B12, niacin, vitamin B6, iron, zinc and phosphorus
- A source of long-chain omega-3 polyunsaturated fats, riboflavin, pantothenic acid, selenium and, possibly, also vitamin D
- Relatively low in fat and sodium

Case No.: IPR2023-00208
U.S. Patent No. 11,013,250

- A source of a range of endogenous antioxidants and other bioactive substances, including taurine, carnitine, carnosine, ubiquinone, glutathione and creatine

INTRODUCTION

The Food Standards Australia New Zealand (FSANZ) Food Standards Code defines meat as 'the whole or part of the carcass of any buffalo, camel, cattle, deer, goat, hare, pig, poultry, rabbit or sheep, slaughtered other than in a wild state, but does not include eggs, or foetuses'.[1] This definition does not include kangaroo meat, which is now widely available for purchase in Australia and is likely to be considered as meat.

The term 'meat' may refer only to meat flesh (skeletal muscle plus any attached connective tissue or fat), but the FSANZ definition also includes offal (i.e. meat other than meat flesh, including brain, heart, kidney, liver, pancreas, spleen, thymus, tongue and tripe) although it excludes bone and bone marrow.

In Australia, the term 'red meat' is used by the meat industry to refer to meat from cattle, sheep and goat (i.e. beef, veal, lamb, mutton and goat meat). It does not include meat from pigs (e.g. pork, bacon, ham) or kangaroo, nor less common game meats like buffalo and camel, although nutrient composition of some of these products is now becoming available.[2] Purchased red meat usually consists of both lean tissue (muscle) and fat tissue, which can be either distributed throughout the muscle as marbling (internal fat) or surrounding the muscle meat as selvage or external fat. In trimmed lean meat, it is usually the external fat only that is removed.[3] Processed meat means a product containing no less than 30% meat, that has undergone a method of preservation other than freezing, and includes manufactured meat and cured and/or dried meat flesh (e.g. sausages, salami, canned meats).[1] This paper outlines the key nutrients for which red meat could be considered a significant dietary source based on data of relative composition.

NUTRIENT COMPOSITION OF RED MEAT

Red meat contains high biological value protein and important micronutrients that are needed for good health throughout life. It also contains a range of fats, including essential omega-3 polyunsaturated fats. Recent analyses have shown that there has been a significant trend to leaner cuts of meat over the past two decades.[4] While the nutritional composition will vary somewhat according to breed, feeding regimen, season and meat cut, the following discussion will show that, in general, lean red meat has a relatively low fat content, is moderate in cholesterol, and is rich in protein and many essential vitamins and minerals.

Table 1 presents the typical nutrient composition of samples of fat-trimmed Australian red meat (beef, veal, lamb and mutton), based on recent analyses of national retail samples,[5-7] and compares this with the new Australian recommended dietary intakes (RDI).[8] While there are

Case No.: IPR2023-00208
U.S. Patent No. 11,013,250

some differences between the four meats, in general lean red meat is a particularly good source of protein, niacin, vitamin B6, vitamin B12, phosphorus, zinc and iron, with 100 gproviding more than 25% RDI of these nutrients. It also provides more than 10% RDI of riboflavin, pantothenic acid and selenium. Of the four meats, mutton is particularly nutrient-dense, and the richest source of thiamin, vitamins B6 and B12, phosphorus, iron and copper.

Table 1. Average nutrient composition (per 100 g) of the lean component of Australian red meat[5-7]

	Beef [(a)]	*Veal* [(b)]	*Lamb* [(c)]	*Mutton* [(d)]	*Adult Australian RDI*
Moisture (g)	73.1	74.8	72.9	73.2	
Protein (g)	23.2	24.8	21.9	21.5	46–64
Fat (g)	2.8	1.5	4.7	4.0	–
Energy (kJ)	498	477	546	514	6.5–15.8 MJ
Cholesterol (mg)	50	51	66	66	–
Thiamin (mg)	0.04	0.06	0.12	0.16	1.1–1.2
Riboflavin (mg)	0.18	0.20	0.23	0.25	1.1–1.6
Niacin (mg)	5.0	16.0	5.2	8.0	14–16
Vitamin B6 (mg)	0.52	0.8	0.10	0.8	1.3–1.7
Vitamin B12 (μg)	2.5	1.6	0.96	2.8	2.4
Pantothenic acid (mg)	0.35	1.50	0.74	1.33	4–6
Vitamin A (μg)	<5	<5	8.6	7.8	700–900 μg RE[(e)]
Beta-carotene (μg)	10	<5	<5	<5	700–900 μg RE[(e)]
Alpha-tocopherol (mg)	0.63	0.50	0.44	0.20	7–10
Sodium (mg)	51	51	69	71	460–920

(a) Mean values for diced, stir-fry, round, rump, topside, silverside, fillet, sirloin, scotch fillet, T-bone, blade and chuck steak.

(b) Mean values for stir-fry, diced, leg steak and culet.

(c) Mean values for diced, stir-fry, leg roast, easy-carve roast, mini-roast, chump chop, loin chop, cutlet and easy-carve shoulder.

Case No.: IPR2023-00208
U.S. Patent No. 11,013,250

(d) Mean values for leg roast and casserole mutton.

(e) RE = retinol equivalents (=1 μg retinol or 6 μg or beta-carotene).

RDI = recommended dietary intake.

Protein and amino acids

Raw red muscle meat contains around 20–25 g protein/100 g. Cooked red meat contains 28–36 g/100 g, because the water content decreases and nutrients become more concentrated during cooking. The protein is highly digestible, around 94% compared with the digestibility of 78% in beans and 86% in whole wheat.[9] Protein from meat provides all essential amino acids (lysine, threonine, methionine, phenylalanine, tryptophan, leucine, isoleucine, valine) and has no limiting amino acids. Protein Digestibility Corrected Amino Acid Score is a method of evaluating the protein quality, with a maximum possible score of 1.0. Animal meats like beef have a score of approximately 0.9, compared with values of 0.5–0.7 for most plant foods.[10] The amino acid glutamic acid/glutamine is present in meat in the highest amounts (16.5%), followed by arginine, alanine and aspartic acid.

Fat

Table 2 shows examples of the amount of separable fat found on typical retail cuts of red meat available for sale in Australia.[4, 11] There is a wide variation in the amount of total separable fat between the different beef and lamb cuts, ranging from 37% in loin lamb chops to only 1% in veal steak.

Table 2. Lean and separable fat from untrimmed raw boneless Australian red meat (mean weight)[4, 11]

Meat cut	*% Lean*	*% External fat*	*% Internal fat*
Beef			
Topside roast	91	6	3
Silverside roast	89	7	4
Blade steak	88	6	6
Porterhouse steak	77	18	5
Stir-fry	98	2	0
Scotch fillet	81	8	11
Veal			

Case No.: IPR2023-00208
U.S. Patent No. 11,013,250

Leg steak	99	0	1
Diced	98	2	0
Cutlet	93	1	6
Lamb			
Leg roast	83	11	6
Chump chop	75	15	10
Diced	98	2	0

The gross composition values show that there generally appears to be less separable fat in the untrimmed raw retail samples collected in 2002 compared with those reported from 1983 to 1986.[12, 13] For example, the percentage separable fat has declined from 18% to 12% in rump steak and from 10% to 6.6% in fillet steak. This trend to lower-fat cuts has been due to three factors: selective breeding and feeding practices designed to increase the carcase lean-to-fat ratio; meat classification and marketing systems designed to favour leaner products; and modern butchery techniques such as seaming out whole muscles and trimming away intermuscular fat.[14]

Given the trend to prepare and consume meat after trimming external fat, the most recent nutritional analyses show that all trimmed lean red meats are relatively low in fat (<7%) and have moderate cholesterol content, with the exception of mince meats (Table 3). An important contributor to the leanness of muscle meat in Australian beef and lamb is that almost all animals are pasture (grass) fed for most of their lives, although some are given short periods of grain finishing before slaughter (D Thomason, MLA, personal communication).

Table 3. Fat and cholesterol content of trimmed raw and cooked Australian red meat (per 100 g)[5]

Meat cut	*Total fat (g)*	*Cholesterol (mg)*
Beef		
Diced, raw	2.7	54
Diced, cooked	3.0	77
Round steak, raw	1.7	62
Round steak, cooked	2.0	75
Topside roast, raw	4.7	35

Case No.: IPR2023-00208
U.S. Patent No. 11,013,250

Topside roast, cooked	2.8	62
Sirloin steak, raw	1.9	58
Sirloin steak, cooked	3.8	70
Scotch fillet, raw	2.8	58
Scotch fillet, cooked	4.5	70
Regular mince, raw	10.8	76
Regular mince, cooked	12.7	99
Low-fat mince, raw	6.8	61
Low-fat mince, cooked	9.0	81

Fatty acids

While discussion on the fat content of red meat may focus on the saturated fat content, the amount of saturated fat in Australian beef and lamb is actually lower than the total amount of unsaturated fats on a per edible portion basis.

Table 4 shows the average fatty acid profiles of beef, veal, lamb and mutton compared with other white meats and fish. Saturated fatty acids comprise, on average, 40% of total fatty acids in the lean component and 48% in the fat component of red meat. In beef and veal, approximately half of the saturated fatty acid in both the lean and fat component of red meat is palmitic acid (16:0), and about a third is stearic acid (18:0). In lamb and mutton, the proportions of these two fatty acids are more similar. There is little variation between cuts in the proportion of fatty acids.

Table 4. Fatty acid profile of raw lean meats (g/100 g edible portion)

Fatty acid	*Beef* [(a)]	*Veal* [(a)]	*Lamb* [(a)]	*Mutton* [(a)]	*Skinless chicken* [(b)]	*Lean pork* [(c)]	*White fish* [(d)]	*Oily fish* [(e)]
C14:0	0.096	0.034	0.101	0.060	0.020	0.010	0.020	0.680
C15:0	0.012	0.006	0.016	0.011	0.000	0.000	0.000	0.070
C16:0	0.607	0.215	0.842	0.667	0.340	0.250	0.180	2.170
C17:0	0.028	0.009	0.051	0.036	0.010	0.000	0.000	0.050
C18:0	0.356	0.119	0.644	0.609	0.120	0.130	0.050	0.350

Case No.: IPR2023-00208
U.S. Patent No. 11,013,250

Total saturated	1.149	0.409	1.730	1.464	0.500	0.400	0.300	3.320
C14:1	0.025	0.007	0.004	0.003	0.000	0.000	0.000	0.000
C16:1	0.082	0.033	0.066	0.039	0.004	0.030	0.060	0.590
C18:1	1.103	0.356	1.995	1.370	0.620	0.390	0.110	2.190
C20:1	0.015	0.048	0.010	0.011	0.010	0.010	0.010	1.340
Total monounsaturated	1.205	0.399	2.066	1.413	0.700	0.430	0.200	5.390
C18:2 ω-6	0.204	0.090	0.321	0.339	0.210	0.120	0.010	0.250
C18:3 ω-3	0.048	0.022	0.072	0.107	0.010	0.010	0.000	0.130
C20:3 ω-6	0.020	0.012	0.009	0.009	0.008	0.003	0.000	0.000
C20:4 ω-6	0.076	0.056	0.094	0.101	0.030	0.019	0.040	0.050

(a) Average values from 2002 analyses of Australian red meat.[15]

(b) Values for raw lean chicken breast from NUTTAB 2006.[16]

(c) Values for raw lean pork fillet from NUTTAB 2006.[16]

(d) Values for raw flathead from NUTTAB 2006.[16]

(e) Values for canned red salmon from NUTTAB 2006.[16]

DHA = docosahexaenoic acid; DPA = docosapentaenoic acid; EPA = eicosapentaenoic acid.

Polyunsaturated fatty acids (PUFA) range from 11% to 29% of total fatty acids. Pasture fed beef is a better source of omega-3 fats than grain feed beef, and this explains the better fatty acid ratio in Australian red meat compared with that in the USA, where there is extensive grain feeding.[17, 18] Beef and lamb also have more omega-3 fatty acids than either chicken or pork, although fish is still a significantly better source than any of the red meats.

The recent development of Nutrient Reference Values for Australians recommended a daily adequate intake of long-chain omega-3 fats (docosahexaenoic acid (DHA), eicosapentaenoic acid (EPA) and docosapentaenoic acid) of 160 mg for men and 90 mg for women, with higher targets of 610 mg and 430 mg respectively to reduce the risk of long-term chronic disease.[8] As the levels of long-chain PUFA found in Australian beef, veal and lamb muscle meat are greater than 30 mg per serving (135 g) of red meat, they are considered a source of long-chain omega-3 PUFA according to Australian food regulations (Food Standards Australia New Zealand 2002)[1]. Mutton muscle meat, which has more than 60 mg EPA + DHA per serving of red meat, can be described as a good source of long-chain omega-3 polyunsaturated fats. Red meat is frequently consumed by Australians and makes the second greatest contribution to intake of long-chain omega-3 PUFA, after fish, in the Australian diet.[19]

Trans-fatty acids

Case No.: IPR2023-00208
U.S. Patent No. 11,013,250

Trans-fatty acids are found in ruminant fat as a result of biohydrogenation by rumen bacteria. *Trans*-fatty acids (18:1 *trans*) in raw muscle meat vary from as little as 22 mg/100 g in veal to 123 mg/100 g in lamb, but is generally less than 3% of the total fatty acid content.[15] Levels in both raw and cooked muscle meat are higher in lamb and mutton than in beef and veal.

Choline

Choline is a precursor of a number of compounds, including neurotransmitters and membrane phospholipids. Although choline can be made in the body, dietary essentiality has been demonstrated, and the new Australian Nutrient Reference Values recommend an adequate intake of 550 mg/day for men and 425 mg/day for women.[8] The best dietary sources are milk, liver and eggs, but meat is also a significant source and beef contains 78 mg/100 g.[20]

Vitamins

As with other animal foods, red meat is an excellent source of bioavailable vitamin B12, providing over two-thirds of the daily requirement in a 100 g serve (Table 1). Up to 25% RDI of riboflavin, niacin, vitamin B6 and pantothenic acid can also be provided by 100 g of red meat, but compared with pork, it is a relatively poor source of thiamin. Liver is an excellent source of vitamin A and folate, but the levels in lean muscle meat tissue are low. For all these vitamins, older animals tend to have higher concentrations, so the levels in beef are generally higher than those in veal, and mutton has more than lamb. Levels of vitamin D in meat are low and difficult to measure and have often not been included in food composition data previously. However, recent assays of meat in New Zealand have reported levels of 0.10 μg vitamin D3 and 0.45 μg 25-OH D3 per 100 g in beef and levels of 0.04 and 0.93 μg/100 g respectively in lamb.[21] Given the higher biological activity of the 25-OH vitamin D, this means that 100 g of cooked beef could provide 12% of the estimated adequate intake of 10 μg/day for a 51- to 70-year-old individual,[8] and cooked lamb could provide more than 25%, and hence be an important source of this nutrient, especially for housebound elderly people.

Minerals

Beef and lamb meat are among the richest sources of the minerals iron and zinc, with 100 g providing at least one-quarter of daily adult requirements (Table 1). The iron in meat is mostly haem iron, which is well absorbed, and meat protein also appears to enhance the absorption of iron from meat. Similarly, absorption of zinc from a diet high in animal protein is greater than from plant foods, and the requirements for zinc may be as much as 50% higher for vegetarians.[8] Red meats are also good sources of selenium, providing over 20% RDI per 100 g serve, although it is likely that selenium values in meat will be significantly affected by where animals feed and the time of the year of sampling. Lean meat is low in sodium, with a potassium–sodium ratio of >5. The copper content in raw lean cuts range from 0.055 to

Case No.: IPR2023-00208
U.S. Patent No. 11,013,250

0.190 mg/100 g in beef and veal, 0.090 to 0.140 mg/100 g in lamb, and 0.190 to 0.240 mg/100 g in mutton, all significantly higher than values reported in British meat.[22]

MEAT-BASED BIOACTIVE COMPOUNDS

In addition to the traditional essential nutrients with defined requirements, there are a number of meat-based bioactive substances that have been studied for their potential beneficial effects.[23]

Taurine

An amino acid in meat of particular interest is taurine. Meat is rich in taurine (110 mg/100 g in lamb and 77 mg/100 g in beef),[24] and is the most abundant dietary source. While taurine can be derived from methionine and cysteine metabolism, there have been suggestions that it should be considered a conditionally essential amino acid during lactation, during times of immune challenge, and may offer protection against oxidative stress.[25, 26]

Carnitine

L-carnitine (beta-hydroxy-gamma-trimethyl amino butyric acid) transports long-chain fatty acids across the inner mitochondrial membranes to produce energy during exercise. Although not an essential nutrient, needs appear to be increased during pregnancy and after strenuous exercise, and a recommended intake of 24–81 mg/day has been proposed.[27] It is found in skeletal muscle and is particularly abundant in sheep muscle at up to 209 mg/100 g[28] and in beef at around 60 mg/100 g.[29]

Conjugated linoleic acid

Conjugated linoleic acid (CLA) has antioxidant and immunomodulatory properties and may also play a role in the control of obesity.[30] As rumen bacteria convert linoleic acid to CLA, it is most abundant in the fat of ruminant animals, although CLA is also present in partially hydrogenated vegetable oils. The CLA content of meat is affected by several factors, including breed, age and food composition.[31] It is mostly present in the fat component of red meat (approximately 1 g/100 g) but is also found in the muscle meat: 10–46 mg/100 g in raw meat and 30–100 mg/100 g in cooked red meat.[15]

Endogenous antioxidants

Several endogenous compounds (including ubiquinone, glutathione, lipoic acid, spermine, carnosine, anserine) have been studied in skeletal muscle.[32] Both carnosine and anserine are antioxidative histidyl dipeptides and the most abundant antioxidants in meat. Carnosine is present at around 365 mg/100 g in beef[33] and 400 mg/100 g in lamb.[24] Because carnosine is absorbed into the plasma intact, it is a potentially important dietary antioxidant.[34]

Case No.: IPR2023-00208
U.S. Patent No. 11,013,250

Coenzyme Q10 (ubiquinone) also has antioxidant properties, and supplements have shown beneficial effects in some studies.[35] Levels in meat are estimated to be around 2 mg/100 g in both beef and sheep meat.[33] Glutathione is a component of glutathione peroxidase enzymes, which have an important antioxidant role in the body. It may also play a role in immune response and enhancing iron absorption by contributing to the 'meat factor'. Glutathione levels in red meat are estimated to be 12–26 mg/100 g in beef,[36] and most meats contain approximately twice the level of glutathione of poultry and up to 10 times the content found in fish.

Creatine

Creatine and its phosphorylated derivative creatine phosphate play an important role in muscle energy metabolism and, under some circumstances, creatine supplements can enhance muscle performance.[37] Red meat contains approximately 350 mg/100 g[33] and is the principal dietary source for humans. Creatine in meat is readily absorbed,[38] but typical intakes are unlikely to provide the levels of creatine used for supplementation of sports performance (up to 15 g/day).

NUTRIENT COMPOSITION OF ORGAN MEATS

Table 5 provides a comparison of the nutrient content of liver, kidney, heart, brains and tripe from beef and lamb. From this table, the following general statements can be made:

Table 5. Selected nutrients (per 100 g) in raw liver, kidney, heart, brain and tripe [(a)]

	Liver		*Kidney*		*Heart*		*Brain*	*Tripe*
	Beef	*Lamb*	*Beef*	*Lamb*	*Beef*	*Lamb*	*Lamb*	*Beef*
Protein (g)	20.0	21.4	18.2	17.1	18.2	17.8	12.3	13.2
Fat (g)	8.6	7.5	1.6	2.5	3.0	5.6	8.0	2.1
Saturated fat (g)	2.8	2.2	0.6	0.9	1.2	2.3	2.2	0.9
Long-chain omega-3 fat (mg)	561	361	47	103	54	102	574	20
Cholesterol (mg)	271	433	313	338	103	129	1352	82
Thiamin (mg)	0.23	0.24	0.40	0.56	0.50	0.61	0.14	0
Riboflavin (mg)	4.80	2.80	3.60	2.10	1.50	1.10	0.40	0.10
Niacin (mg)	9.4	10.9	6.5	7.6	6.9	5.9	5.1	0.2
Folate (μg)	290	230	98	28	3	2	3	5

Case No.: IPR2023-00208
U.S. Patent No. 11,013,250

Vitamin B12 (μg)	59	90	28	52	9	10	11	1
Retinol equivalents (μg)	13 877	31 400	155	93	10	0	0	0
Zinc (mg)	3.6	4.3	1.8	2.6	1.6	1.6	1.1	1.2
Iron (mg)	5.8	9.5	5.4	9.8	5.0	3.9	1.7	0.4
Magnesium (mg)	15	19	15	16	17	17	12	6

(a) Folate values from US data;[39] all other values from NUTTAB 2006.[16]

- All organ meats (except tripe) are extremely rich in vitamin B12, with much more than 100% of the RDI in 100 g
- Liver is a rich source of protein, iron, zinc, riboflavin, niacin, vitamin A and folate
- Kidney is rich in protein, thiamin, riboflavin, iron and a source of folate
- Heart is a good source of iron and zinc, but not as good as liver and kidney
- Brains and tripe are not particularly good sources of vitamins or minerals
- All organ meats are high in cholesterol, especially brains, and mostly low in sodium
- Liver is such a rich source of retinol that consumption of large amounts is not recommended in pregnancy.[40]

SUMMARY

The Australian Guide to Healthy Eating recommends that a healthy diet include 1–2 serves per day of meat or equivalents such as eggs, nuts or legumes.[41] However, the vegetarian alternatives that are used as protein sources have very different nutritional profiles from red meat, as shown in Table 6, which compares the percentage of an adult male daily requirement provided by 100 g of food. Lean beef and lamb are better protein sources than all the options except cheese, and are mostly lower in sodium. The meats are higher in zinc and niacin than all the alternatives, and also higher in omega-3 fats than the vegetable sources; a better source of vitamin B6 (except for the walnuts); richer in selenium (except in comparison to eggs); and are the best source of vitamin B12, which is absent entirely from the vegetable products. Egg, cheese and nuts are also much higher sources of total fat than lean beef or lamb. Thus, data on the nutritional composition of lean red meat highlight the relative value of this food category in delivering essential nutrients in a reasonably balanced form.

Case No.: IPR2023-00208
U.S. Patent No. 11,013,250

Table 6. Percentage of male adult recommended dietary intake (RDI) or adequate intake (AI) provided by 100 g of lean red meat and some vegetarian protein sources

	RDI/AI for men aged 31–50 years	*Beef* [(a)] *% of RDI*	*Lamb* [(a)] *%*	*Egg* [(b)] *%*	*Cheddar cheese* [(b)]	*Baked beans salt reduced* [(b)]	*Walnuts* [(b)] *%*
Protein	64 g	36	34	21	40	7	23
Long-chain omega-3 fat	160 mg	50	53	111	55	0	0
Thiamin	1.2 mg	3	8	8	3	4	28
Riboflavin	1.3 mg	25	15	31	39	0	14
Niacin	16 mg	31	70	0	<1	5	9
Vitamin B6	1.3 mg	23	43	5	6	8	33
Vitamin B12	2.4 μg	79	71	58	35	0	0
Pantothenic acid	6 mg	12	13	34	7	<1	11
Vitamin A	900 μg	<1	<1	25	43	<1	<1
Vitamin E	10 mg	7	5	22	40	1	26
Phosphorus	1000 mg	22	23	20	47	8	37
Zinc	14 mg	30	31	9	26	4	18
Iron	8 mg	24	25	26	3	20	31

(a) Average values from 2002 analyses of Australian red meat.[5] (b) Values from NUTTAB 2006.[16]

REFERENCES

Citing Literature

Download PDF

Case No.: IPR2023-00208
U.S. Patent No. 11,013,250

About Wiley Online Library

Privacy Policy
Terms of Use
About Cookies
Manage Cookies
Accessibility
Wiley Research DE&I Statement and Publishing Policies
Developing World Access

Help & Support

Contact Us
Training and Support
DMCA & Reporting Piracy

Opportunities

Subscription Agents
Advertisers & Corporate Partners

Connect with Wiley

The Wiley Network
Wiley Press Room

Copyright © 1999-2022 John Wiley & Sons, Inc. All rights reserved

WILEY

Attachment 52b

```
001    99111032388157002
005    20220318232809.0
006    m-----o--d--------
007    cr-mn|||||||||
008    050822c20029999at-qx-pso-----0----0eng-c
010    ##$a  2009242080
016    7#$a101143078 $2DNLM
016    7#$a003278399 $2IsJJNL
016    7#$a101143078 $2dnlm
022    ##$a1747-0080
035    ##$a(OCoLC)61313740
035    ##$a(CKB)111032388157002
035    ##$a(CONSER)--2009242080
042    ##$apcc
050    00$aTX341
060    #4$aW1 $bAU613G
070    0#$aQP141.A1 $bA87
082    04$a615.854
130    0#$aNutrition & dietetics (Online)
210    ##$aNUTRITION AND DIETETICS THE JOURNAL OF THE DIETICIANS
ASSOCIATION OF AUSTRALIA
210    ##$aNUTRITION AND DIETETICS
210    ##$aNUTRITION & DIETETICS
210    ##$aNUTR DIET
210    ##$aNUTR. DIET
222    #0$aNutrition & dietetics $b(Online)
245    10$aNutrition & dietetics : $bthe journal of the Dietitians
Association of Australia.
246    3#$aNutrition and dietetics
260    ##$32002- : $aDeakin, ACT : $bDietitions Association of
Australia
260    3#$3<2010-> : $aRichmond, Australia : $bWiley-Blackwell
310    ##$aFive times a year, $b2016-
321    ##$aQuarterly, $b-2015
336    ##$atext $btxt $2rdacontent
337    ##$acomputer $bc $2rdamedia
338    ##$aonline resource $bcr $2rdacarrier
362    1#$aBegan with: Vol. 59, no. 1 (Mar. 2002).
500    ##$aRefereed/Peer-reviewed
500    ##$aHas supplements.
550    ##$aJournal of: Dietitians Association of Australia,
including Dietitians New Zealand, <2010->
588    0#$aVol. 62, issue 1 (Mar. 2005); title from table of
contents page (Wiley-Interscience, viewed June 26, 2009).
588    1#$aVol. 78, issue 1 (February 2021) (Wiley Online Library,
viewed February 19, 2021).
650    #0$aNutrition $vPeriodicals.
650    #0$aDietetics $vPeriodicals.
650    #6$aNutrition $vPériodiques.
```

```
650    #6$aDiététique $vPériodiques.
650    #7$aDietetics. $2fast $0(OCoLC)fst00893353
650    #7$aNutrition. $2fast $0(OCoLC)fst01042187
650    #2$aNutritional Physiological Phenomena
650    #2$aDietetics.
650    #2$aDiet.
650    #2$aFood.
653    ##$adieticians
653    ##$anutrition
653    ##$adietetics
653    ##$ajournals
655    #2$aPeriodical.
655    #4$aJournals - contents and abstracts.
655    #7$aPériodique électronique (Descripteur de forme) $2rasuqam
655    #7$aRessource Internet (Descripteur de forme) $2rasuqam
655    #7$aPeriodicals. $2fast $0(OCoLC)fst01411641
655    #0$aElectronic journals.
655    #7$aPeriodicals. $2lcgft
780    00$tAustralian Journal of Nutrition and Dietetics
$w(CKB)963018213991 $w(DLC)sn90013071
776    ##$x1446-6368
710    2#$aDietitians Association of Australia, $eissuing body.
710    2#$aDietitians NZ (Organization), $eissuing body.
906    ##$aJOURNAL
```

Attachment 52c

Case No.: IPR2023-00208
U.S. Patent No. 11,013,250

LC control no.: sh 86005508
LCCN Permalink: https://lccn.loc.gov/sh86005508
HEADING: Dietetics

000 01110cz a2200289n 450
001 4803225
005 20120329071417.0
008 860910i| anannbabn |a ana
010 __ |**a** sh 86005508
035 __ |**a** (DLC)sh 86005508
035 __ |**a** (DLC)149910
040 __ |**a** DLC |**c** DLC
053 _0 |**a** RM214 |**b** RM218 |**c** Therapeutics
150 __ |**a** Dietetics
550 __ |**a** Nutrition
670 __ |**a** Work cat.: Helm, K.K. The entrepreneurial nutritionist, c1987.
670 __ |**a** Swanson, B. Careers in health care, 1984: pp. 63-69.
670 __ |**a** Dorland's med. dict. |**b** ("Science or study and regulation of the diet")
670 __ |**a** Gould's med. dict.
670 __ |**a** Stedman's med. dict. |**b** (Branch of therapeutics treating of food and drink in relation to health and diseases)
670 __ |**a** Web. 3 |**b** (Science or art of applying principles of nutrition to the feeding of individuals or groups under different economic conditions or for hygienic or therapeutic purposes)
670 __ |**a** MESH.
670 __ |**a** NIH |**b** (Nutrition, Dietetics)
670 __ |**a** TEST.
906 __ |**t** 8639 |**u** fk02 |**v** 1
952 __ |**a** 84 bib. records to be changed
953 __ |**a** ff09

Select Download Format: Text (Labelled Display) Press to SAVE or PRINT

Email Text (Labelled Display) to:
Press to SEND EMAIL

Help - Search - Search History - Headings List - Start Over

Library of Congress
URL: https://www.loc.gov/

Mailing Address:
101 Independence Ave,
S.E.
Washington, DC 20540

Library of Congress Authorities
URL: http://authorities.loc.gov/
Library of Congress Online Catalog
URL: https://catalog.loc.gov/

Questions, comments, error reports: Contact Us

Attachment 53a

Case No.: IPR2023-00208
U.S. Patent No. 11,013,250

ADVERTISEMENT
Would you like to publish fee-free in this journal?
Find out more and request access
PLOS

OPEN ACCESS PEER-REVIEWED

RESEARCH ARTICLE

389 Save | 344 Citation | 79,974 View | 26 Share

A Prospective Study of Red and Processed Meat Intake in Relation to Cancer Risk

Amanda J Cross, Michael F Leitzmann, Mitchell H Gail, Albert R Hollenbeck, Arthur Schatzkin, Rashmi Sinha

Published: December 11, 2007 • https://doi.org/10.1371/journal.pmed.0040325

Abstract
Editors' Summary
Introduction
Materials and Methods
Results
Discussion
Supporting Information
Acknowledgments
Author Contributions
References

Reader Comments
Figures

Check for updates

Related PLOS Articles

has COMPANION
Meat Consumption and Cancer Risk
View Page PDF

ADVERTISEMENT

Abstract

Background

Red meat and processed meat have been associated with carcinogenesis at several anatomic sites, but no prospective study has examined meat intake in relation to a range of malignancies. We investigated whether red or processed meat intake increases cancer risk at a variety of sites.

Methods and Findings

The National Institutes of Health (NIH)-AARP (formerly the American Association for Retired Persons) Diet and Health Study is a cohort of approximately 500,000 people aged 50–71 y at baseline (1995–1996). Meat intake was estimated from a food frequency questionnaire administered at baseline. Cox proportional hazards regression was used to estimate hazard ratios and 95% confidence intervals within quintiles of red and processed meat intake. During up to 8.2 y of follow-up, 53,396 incident cancers were ascertained. Statistically significant elevated risks (ranging from 20% to 60%) were evident for esophageal, colorectal, liver, and lung cancer, comparing individuals in the highest with those in the lowest quintile of red meat intake. Furthermore, individuals in the highest quintile of processed meat intake had a 20% elevated risk for colorectal and a 16% elevated risk for lung cancer.

Conclusions

Both red and processed meat intakes were positively associated with cancers of the colorectum and lung; furthermore, red meat intake was associated with an elevated risk for cancers of the esophagus and liver.

Figures

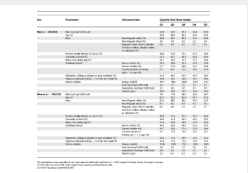
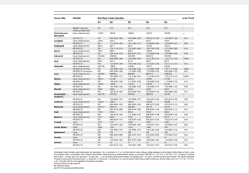
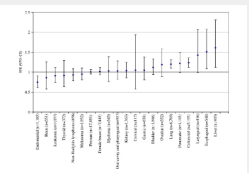

Case No.: IPR2023-00208
U.S. Patent No. 11,013,250

Citation: Cross AJ, Leitzmann MF, Gail MH, Hollenbeck AR, Schatzkin A, Sinha R (2007) A Prospective Study of Red and Processed Meat Intake in Relation to Cancer Risk. PLoS Med 4(12): e325. https://doi.org/10.1371/journal.pmed.0040325

Academic Editor: Eduardo L. Franco, McGill University, Canada

Received: May 16, 2007; **Accepted:** October 1, 2001; **Published:** December 11, 2007

This is an open-access article distributed under the terms of the Creative Commons Public Domain declaration which stipulates that, once placed in the public domain, this work may be freely reproduced, distributed, transmitted, modified, built upon, or otherwise used by anyone for any lawful purpose.

Funding: This research was supported (in part) by the Intramural Research Program of the National Institutes of Health, National Cancer Institute. Cancer incidence data from the Atlanta metropolitan area were collected by the Georgia Center for Cancer Statistics, Department of Epidemiology, Rollins School of Public Health, Emory University. Cancer incidence data from California were collected by the California Department of Health Services, Cancer Surveillance Section. Cancer incidence data from the Detroit metropolitan area were collected by the Michigan Cancer Surveillance Program, Community Health Administration, State of Michigan. The Florida cancer incidence data used in this report were collected by the Florida Cancer Data System under contract to the Department of Health (DOH). The views expressed herein are solely those of the authors and do not necessarily reflect those of the contractor or DOH. Cancer incidence data from Louisiana were collected by the Louisiana Tumor Registry, Louisiana State University Medical Center in New Orleans. Cancer incidence data from New Jersey were collected by the New Jersey State Cancer Registry, Cancer Epidemiology Services, New Jersey State Department of Health and Senior Services. Cancer incidence data from North Carolina were collected by the North Carolina Central Cancer Registry. Cancer incidence data from Pennsylvania were supplied by the Division of Health Statistics and Research, Pennsylvania Department of Health, Harrisburg, Pennsylvania. The Pennsylvania Department of Health specifically disclaims responsibility for any analyses, interpretations, or conclusions. The funders did not have any role in study design, data collection and analysis, decision to publish, or preparation of the manuscript.

Competing interests: The authors have declared that no competing interests exist.

Abbreviations: AARP, formerly known as the American Association for Retired Persons; BMI, body mass index; CI, confidence interval; FFQ, food frequency questionnaire; HR, hazard ratio; HCA, heterocyclic amine; NAT, N-acetyltransferase; NOC, N-nitroso compound; PAH, polycyclic aromatic hydrocarbon; RR, relative risk

Subject Areas

- Meat
- Lung and intrathoracic t...
- Colorectal cancer
- Cancer risk factors
- Prostate cancer
- Breast cancer
- Esophageal cancer
- Diet

Editors' Summary

Background.

Every year, there are more than 10 million new cases of cancer around the world. These cases are not spread evenly across the globe. The annual incidence of cancer (the number of new cases divided by the population size) and the type of cancer most commonly diagnosed varies widely among countries. Much of the global variation in cancer incidence and type is thought to be due to environmental influences. These include exposure to agents in the air or water that cause cancer, and lifestyle factors such as smoking and diet. Researchers identify environmental factors that affect cancer risk by measuring the exposure of a large number of individuals to a specific environmental factor and then monitoring these people for several years to see who develops cancer. The hope is that by identifying the environmental factors that cause or prevent cancer, the global burden of cancer can be reduced.

Why Was This Study Done?

Diet is thought to influence the incidence of several cancers but it is very difficult to unravel which aspects of diet are important. Being overweight, for example, is strongly associated with an increased risk of developing several types of cancer, but the evidence that the intake of red meat (beef, pork, and lamb) and of processed meat (for example, bacon, ham, and sausages) is linked to cancer risk is much weaker. Although several studies have linked a high intake of red meat and processed meat to an increased risk of colorectal cancer (the colon is the large bowel; the rectum is the final few inches of the large bowel before the anus), whether this aspect of diet affects the

Case No.: IPR2023-00208
U.S. Patent No. 11,013,250

risk of other types of cancer is unclear. In this prospective study, the researchers have examined the association between meat intake and the incidence of a wide range of cancers.

What Did the Researchers Do and Find?

In 1995–1996, nearly half a million US men and women aged 50–71 y joined the NIH-AARP Diet and Health Study. The participants in this study—none of whom had had cancer previously—completed a questionnaire about their dietary habits over the previous year and provided other personal information such as their age, weight, and smoking history. The researchers used these data and information from state cancer registries to look for associations between the intake of red and processed meat and the incidence of various cancers. They found that people whose red meat intake was in the top fifth of the range of intakes recorded in the study (the highest quintile of consumption) had an increased risk of developing colorectal, liver, lung, and esophageal cancer when compared with people in the lowest quintile of consumption. People in the highest quintile of processed meat intake had an increased risk of developing colorectal and lung cancer. The incidences of other cancers were largely unaffected by meat intake.

What Do These Findings Mean?

These findings provide strong evidence that people who eat a lot of red and processed meats have greater risk of developing colorectal and lung cancer than do people who eat small quantities. They also indicate that a high red meat intake is associated with an increased risk of esophageal and liver cancer, and that one in ten colorectal and one in ten lung cancers could be avoided if people reduced their red and processed meat intake to the lowest quintile. However, although the researchers allowed for factors such as smoking history that might have affected cancer incidences, some of the effects they ascribe to meat intake might be caused by other lifestyle factors. Furthermore, because the study's definitions of red meat and processed meat overlapped—bacon and ham, for example, were included in both categories—exactly which type of meat is related to cancer remains unclear. Finally, most of the study participants were non-Hispanic white, so these findings may not apply to people with different genetic backgrounds. Nevertheless, they add to the evidence that suggests that decreased consumption of red and processed meats could reduce the incidence of several types of cancer.

Additional Information.

Please access these Web sites via the online version of this summary at http://dx.doi.org/10.1371/journal.pmed.0040325.

- The American Cancer Society provides answers to common questions about diet and cancer
- Information is available from the charity Cancer Research UK about diet, healthy eating, and cancer
- The American Institute for Cancer Research also provides information on diet and cancer
- The NIH-AARP Diet and Health Study presents information on the impact of diet and lifestyle factors on risk of cancer
- The US National Cancer Institute provides information about the kind of food questionnaire used in this study

Introduction

Much of the global variation in cancer incidence has been attributed to environmental influences, including dietary preferences. Not only does meat intake vary substantially around the world, but diets high in red or processed meats have been associated with carcinogenesis at a variety of anatomic sites. The evidence to support a positive association between meat intake and carcinogenesis is based on an assortment of research ranging from laboratory studies [1–3] to observational epidemiology [4–8].

Thus far, the majority of epidemiologic meat research has focused on the more prevalent cancers, particularly colorectal cancer. The most recent meta-analysis of prospective studies of meat and colorectal cancer reported significantly elevated summary relative risks (RRs) for both red meat (RR = 1.28; 95% confidence interval (CI) = 1.15–1.42) and processed meat (RR = 1.20; 95% CI = 1.11–1.31) in the highest versus lowest category of intake [9]. To date, findings for other major cancers—such as prostate, breast, lung, and pancreatic cancer—are less consistent. Prospective data for rarer cancers are sparse, and most epidemiologic studies of

Case No.: IPR2023-00208
U.S. Patent No. 11,013,250

less–commonly occurring cancers are restricted to case-control studies, for which investigations of dietary associations are difficult, because of the potential for recall bias [10].

We prospectively investigated red and processed meat intake in relation to cancer incidence in a cohort of approximately half a million men and women enrolled in the National Institutes of Health (NIH)-AARP (formerly known as the American Association for Retired Persons) Diet and Health Study. This study's large size facilitated the investigation of comparatively rare cancers that have not yet been prospectively investigated.

Materials and Methods

Study Population

The NIH-AARP Diet and Health Study is a large prospective cohort of men and women, aged 50–71 y, from six states in the United States (California, Florida, Louisiana, New Jersey, North Carolina, and Pennsylvania) and two metropolitan areas (Atlanta, Georgia; and Detroit, Michigan). Recruitment began in 1995 when a self-administered questionnaire eliciting information on demographic and lifestyle characteristics, including dietary habits, was mailed to 3.5 million members of AARP; further details of the design of the study have been described in detail elsewhere [11,12]. The NIH-AARP Diet and Health Study was approved by the Special Studies Institutional Review Board of the US National Cancer Institute, and written informed consent was obtained from all participants by virtue of completing the baseline questionnaire.

Dietary Assessment

A 124-item food frequency questionnaire (FFQ), based on the Diet History Questionnaire (http://riskfactor.cancer.gov/DHQ/forms/files/shared/dhq1.2002.sample.pdf), developed at the National Cancer Institute, was completed at baseline. The FFQ assessed the usual frequency of consumption and portion size information (based on three categories of <25th, 25th–75th, and >75th percentile of intake from national dietary data) of foods and drinks over the previous 12 mo. Portion sizes and daily nutrient intakes were calculated from the 1994–1996 US Department of Agriculture's Continuing Survey of Food Intake by Individuals [13]. The FFQ compared favorably to other FFQs [14], and was also calibrated within this study population against two 24-h recall diaries [12]. Red meat intake was calculated from the frequency of consumption and portion size information of all types of beef, pork, and lamb; this included bacon, beef, cold cuts, ham, hamburger, hot dogs, liver, pork, sausage, and steak. The processed meat variable included bacon, red meat sausage, poultry sausage, luncheon meats (red and white meat), cold cuts (red and white meat), ham, regular hot dogs, and low-fat hot dogs made from poultry. The meat variables also included meats added to complex food mixtures, such as pizza, chili, lasagna, and stew.

Cohort Follow-Up and Case Ascertainment

Cohort members are followed annually for change of address using the US Postal Service, and vital status is ascertained by annual linkage to the US Social Security Administration Death Master File. Follow-up for these analyses was calculated from baseline (1995–1996) until censoring at the end of 2003, or when the participant moved out of one of the eight study areas, had a cancer diagnosis, or died, whichever came first. Cancer cases were identified by linkage to state cancer registries and the National Death Index Plus. The eight state cancer registry databases are estimated to be 95% complete within 2 y of cancer incidence and are certified by the North American Association of Central Cancer Registries for meeting the highest standard of data quality [11]. Cancer diagnoses contributed to the incidence of the tumor site of the first diagnosis only and not subsequent diagnoses for additional sites. The cancer endpoints were defined by anatomic site and histologic code of the International Classification of Diseases for Oncology (ICD-0–3) [15]. Advanced prostate cancer may have a distinct etiology; therefore, we used the Tumor-Node-Metastasis classification system [16], and defined those with clinical or pathologic stage T3, T4, or N1 or M1, as well as individuals who died of prostate cancer, to have advanced disease. Results are presented for cancer sites with at least 60 cases within each sex.

Statistical Analysis

A total of 567,169 persons returned the baseline questionnaire and were available for analysis. We excluded individuals with duplicate records (n = 179), those who died before returning the baseline questionnaire (n = 261), those who had zero person years of follow-up (n = 32), those who moved out of the eight study areas before returning the questionnaire (n = 269), those who requested to be withdrawn from the study (n = 1), those whose questionnaire was filled in by someone else on their behalf (n = 15,765), those who had prevalent cancer (as noted by cancer registry or self-report) at baseline (n = 51,212) or end-stage renal disease (n = 997), and those with extreme daily total energy intake (n = 4,417), defined as more than two inter-quartile ranges above the 75th or below the 25th percentile on the logarithmic scale. After all

Case No.: IPR2023-00208
U.S. Patent No. 11,013,250

exclusions, our analytic cohort consisted of 494,036 persons (294,724 men and 199,312 women).

Hazard ratios (HRs) and 95% CIs were estimated using Cox proportional hazards regression with time since entry (person years) as the underlying time metric. Analyses using age as the underlying time metric yielded almost identical HRs. We controlled for age as a continuous variable in the Cox model; inclusion of a quadratic term for age did not improve the fit of the model, nor did it modify the HRs appreciably. Multivariate HRs are reported within quintiles, using the lowest quintile as the referent category, adjusted for the covariates listed in the tables. Missing data were minimal for this study; where appropriate—i.e., for smoking history and body mass index (BMI)—we created "missing" categories, but for others, such as family history of cancer, we set individuals missing this data to zero: no family history. Saturated fat intake and menopausal hormone therapy were investigated as potential confounders of the meat–cancer association, but neither proved to change the HR by greater than 10% and were not, therefore, included in the final models. Extremely fine control for smoking history and dosage was investigated, by constructing a 31-level variable using smoking status (never, former, current), time since quitting for former smokers, and smoking dose.

We examined models that were adjusted for energy by two different methods: the multivariate nutrient density method and the residual energy adjustment method [10]. Since both methods of energy adjustment gave similar results in our study, and because the interpretation of the multivariate nutrient density method applies to actual intakes as a percent of energy, which tends to be the units expressed for public health recommendations, we report the results from the multivariate nutrient density adjusted models.

Risks are reported for both sexes combined, unless there was a statistically significant interaction between meat intake and sex. Interactions were evaluated by including cross product terms in multivariate models. Furthermore, we conducted a lag analysis, excluding the first 2 y of follow-up, as well as various subanalyses to verify the stability of our risk estimates within subgroups of race, BMI, education, smoking status, physical activity level, and alcohol intake. The proportional hazards assumption was verified using a time interaction model. Tests for linear trend were calculated using the median value of each quintile. All reported *p*-values are two-sided. To test for heterogeneity, we used a chi-square test. To test for heterogeneity among the 21 cancer sites with 20 degrees of freedom, we first calculated the weighted average of the 21 beta coefficients from the Cox model, with weights being proportional to the inverse of the variances. Then we calculated the following chi-square statistic: $T = \sum_{i=1}^{21} (\hat{\beta}_i - \bar{\beta})^2 / \sigma_i^2$, where $\hat{\beta}_i$ and σ_i^2 are the coefficient and its variance for each cancer, and $\bar{\beta}$ is the weighted average of the beta coefficients. Likewise, to test for heterogeneity between subsites, such as colon versus rectum, we used the same chi-squared test given above, but using one degree of freedom. We also calculated population-attributable risks as an estimate of the percentage of cases that could be prevented if individuals adopted intake levels within the first quintile, given the assumption of a causal association between red or processed meat intake and cancer. All statistical analyses were carried out using Statistical Analytic Systems (SAS) software (SAS Institute).

Results

During a mean follow-up of 6.8 y, 53,396 cancer diagnoses (36,907 male cases and 16,489 female cases) were ascertained. The mean energy–adjusted red meat intake in this cohort was 34.6 g/1,000 kcal (38.0 g/1,000 kcal in men and 29.5 g/1,000 kcal in women). The medians of extreme quintiles ranged from 9.8 to 62.7 g/1,000 kcal for red meat and 1.6 to 22.6 g/1,000 kcal for processed meat.

In general, those in the highest quintile of red meat intake tended to be slightly younger, less educated, less physically active, and less likely to consume fruits, vegetables, and alcohol than those in the lowest quintile. In contrast, those in the highest quintile of red meat intake were more likely to have a higher total energy intake, a higher BMI, and more likely to be a current smoker. Women in the highest quintile of red meat intake were also more likely to be married than those in the lowest quintile (Table 1).

Download:
PPT PowerPoint slide
PNG larger image
TIFF original image

Motif Exhibit 1011, Page 907 of 1241

Case No.: IPR2023-00208
U.S. Patent No. 11,013,250

Sex	Parameter	Characteristics	Quintile Red Meat Intake				
			Q1	Q2	Q3	Q4	Q5
Men (*n* = 294,724)	Red meat (g/1,000 kcal)		13.9	24.7	35.1	45.8	67.8
	Age (y)		62.6	62.5	62.2	62.0	61.4
	Race	Non-Hispanic white (%)	89.0	92.1	94.2	94.8	96.8
		Non-Hispanic black (%)	4.0	3.3	2.6	2.0	1.9
		Hispanic, Asian, Pacific Islander, American Indian, Alaskan native, or unknown (%)	6.9	4.3	4.2	3.7	4.2
	Positive family history of cancer (%)		46.0	47.0	47.1	47.3	46.8
	Currently married (%)		81.3	85.1	86.4	86.6	85.4
	Body mass index (kg/m^2)		26.1	26.9	27.3	27.7	28.4
	Smoking history[a]	Never smoker (%)	34.5	30.6	29.3	27.8	25.8
		Former smoker (%)	57.1	57.8	56.0	56.1	54.8
		Current smoker or having quit < 1 y ago (%)	6.7	9.9	12.3	14.2	17.5
	Education, college graduate or post graduate (%)		51.8	46.7	43.9	41.6	38.5
	Vigorous physical activity, ≥ 5 times per week (%)		29.4	22.7	20.0	18.1	16.8
	Dietary intake	Energy (kcal/d)	1911	1963	2009	2058	2121
		Fruit (servings/1,000 kcal)	2.2	1.7	1.5	1.2	1.1
		Vegetables (servings/1,000 kcal)	2.3	2.0	2.0	2.0	1.9
		Alcohol (g/d)	20.6	19.3	18.7	18.8	17.2
Women (*n* = 199,312)	Red meat (g/1,000 kcal)		7.8	17.6	26.8	36.3	54.7
	Age (y)		62.1	62.1	62.0	61.7	61.3
	Race	Non-Hispanic white (%)	85.2	88.7	90.2	91.4	91.3
		Non-Hispanic black (%)	8.1	6.2	5.4	4.3	4.0
		Hispanic, Asian, Pacific Islander, American Indian, Alaskan native, or unknown (%)	6.7	5.3	4.4	4.3	4.7
	Positive family history of cancer (%)		50.0	51.6	51.7	51.9	50.5
	Currently married (%)		56.6	61.8	65.0	65.3	63.5
	Body mass index (kg/m^2)		25.8	26.4	26.9	27.6	28.2
	Smoking history[a]	Never smoker (%)	46.6	45.6	44.0	43.6	41.5
		Former smoker (%)	41.7	38.8	37.4	35.8	34.8
		Current smoker or having quit < 1 y ago (%)	9.7	13.5	16.0	18.7	22.7
	Education, college graduate or post graduate (%)		30.2	31.8	29.0	26.6	23.3
	Vigorous physical activity, ≥ 5 times per week (%)		23.9	17.6	15.0	12.9	11.2
	Dietary intake	Energy (kcal/d)	1528	1530	1517	1508	1539
		Fruit (servings/1,000 kcal)	3.6	2.2	1.9	1.6	1.4
		Vegetables (servings/1,000 kcal)	2.9	2.5	2.4	2.3	2.2
		Alcohol (g/d)	5.5	6.2	6.3	5.9	5.2

The associations across quintiles of red meat were all statistically significant ($p < 0.01$), except for family history of cancer in women.
[a]3,173 (1.9%) men and 3,794 (2.0%) women have missing smoking history data.
doi:10.1371/journal.pmed.0040325.t001

Table 1.
Means and Proportions for Baseline Characteristics of the NIH-AARP Diet and Health Study Cohort (*n* = 494,036) by Red Meat Quintile
https://doi.org/10.1371/journal.pmed.0040325.t001

Red Meat

Individuals in the highest quintile of red meat intake, compared with those in lowest, had a statistically significant elevated risk of several malignancies (Table 2), including esophageal (HR = 1.51; 95% CI = 1.09–2.08; *p* for trend = 0.13), colorectal (HR = 1.24; 95% CI = 1.12–1.36; *p* for trend < 0.001, liver (HR = 1.61; 95% CI = 1.12–2.31; *p* for trend = 0.04), lung (HR = 1.20; 95% CI = 1.10–1.31; *p* for trend < 0.001), and borderline statistical significance for laryngeal cancer (HR = 1.43; 95% CI = 0.99–2.07; *p* for trend = 0.09). The positive association for red meat intake and colorectal cancer was due more to cancer of the rectum (*n* = 1,418; HR = 1.45; 95% CI = 1.20–1.75; *p* for trend < 0.001) than the colon (*n* = 3,689; HR = 1.17; 95% CI = 1.05–1.31; *p* for trend < 0.001), and this difference in risk was marginally statistically significant (*p* for heterogeneity = 0.06). Additional fine control for smoking did not alter the associations for cancers of the esophagus, colorectum, liver, lung, or larynx. In addition, the tests for interaction between smoking and both red meat (*p* interaction = 0.69) and processed meat (*p* interaction = 0.48) intake for lung cancer risk were not statistically significant. The population-attributable risks, representing the percentage of cases that could be prevented if individuals adopted red meat intake levels within the first quintile, were 33%, 9%, 35%, and 10% for esophageal, colorectal, liver, and lung cancer, respectively.

Cancer Site	Statistic	Red Meat Intake Quintiles					*p* for Trend
		Q1	Q2	Q3	Q4	Q5	
	Median[a] red meat intake (g/1,000 kcal)	5.8	21.4	31.4	42.9	62.7	—
Oral cavity and pharyngeal	Cases (men/women)	111/37	136/43	139/56	144/53	196/38	—
	HR (95% CI)	Ref	0.80 (0.64–1.00)	1.04 (0.84–1.29)	0.95 (0.77–1.19)	1.03 (0.82–1.28)	0.41
Laryngeal	Cases (men/women)	37/10	45/13	39/16	45/18	103/9	—
	HR (95% CI)	Ref	1.12 (0.70–1.64)	1.13 (1.00–2.37)	1.43 (0.99–2.06)	1.43 (0.99–2.07)	0.09
Esophageal	Cases (men/women)	48/14	96/17	92/11	103/18	120/12	—
	HR (95% CI)	Ref	1.56 (1.14–2.14)	1.33 (0.97–1.84)	1.30 (1.00–1.92)	1.51 (1.09–2.08)	0.13
Gastric	Cases (men/women)	72/42	90/31	90/27	130/32	158/32	—
	HR (95% CI)	Ref	1.02 (0.70–1.32)	0.92 (0.75–1.21)	1.14 (0.88–1.48)	1.08 (0.83–1.38)	0.48
Colorectal	Cases (men/women)	472/418	578/546	674/599	830/710	905/755	—
	HR (95% CI)	Ref	0.96 (0.89–1.08)	1.03 (0.94–1.14)	1.20 (1.09–1.31)	1.24 (1.13–1.36)	<0.001
Liver	Cases (men/women)	30/17	56/13	65/19	68/20	89/13	—
	HR (95% CI)	Ref	1.33 (0.93–1.90)	1.49 (1.04–2.13)	1.53 (1.05–2.34)	1.61 (1.12–2.31)	0.04
Pancreatic	Cases (men/women)	105/108	118/93	126/98	149/77	226/70	—
	HR (95% CI) for men	Ref	1.02 (0.80–1.31)	1.02 (0.80–1.22)	1.12 (0.87–1.44)	1.43 (1.15–1.83)	0.001
	HR (95% CI) for women	Ref	0.92 (0.66–1.30)	1.13 (0.81–1.56)	1.25 (0.90–1.74)	0.92 (0.64–1.32)	0.92
Lung	Cases (men/women)	474/306	608/366	690/467	907/512	1380/417	—
	HR (95% CI)	Ref	1.07 (0.96–1.17)	1.11 (1.02–1.21)	1.16 (1.07–1.27)	1.20 (1.10–1.31)	<0.001
Bladder	Cases (men/women)	188/37	251/38	282/63	290/45	372/38	—
	HR (95% CI)	Ref	1.08 (0.91–1.28)	1.13 (0.92–1.28)	1.05 (0.88–1.24)	1.12 (0.94–1.33)	0.33
Kidney	Cases (men/women)	134/87	178/70	192/78	225/70	267/67	—
	HR (95% CI)	Ref	1.07 (0.89–1.28)	1.05 (0.88–1.24)	1.06 (0.88–1.27)	1.04 (0.86–1.25)	0.96
Thyroid	Cases (men/women)	33/53	33/56	33/39	24/38	48/31	—
	HR (95% CI)	Ref	1.05 (0.70–1.42)	0.79 (0.56–1.18)	0.79 (0.56–1.13)	0.90 (0.64–1.30)	0.41
Non-Hodgkin lymphoma	Cases (men/women)	202/159	227/160	279/132	280/129	277/176	—
	HR (95% CI)	Ref	1.04 (0.90–1.21)	1.09 (0.94–1.27)	1.08 (0.93–1.26)	0.93 (0.79–1.09)	0.30
Leukemia	Cases (men/women)	120/80	138/51	144/53	166/44	198/48	—
	HR (95% CI)	Ref	0.84 (0.60–1.03)	0.84 (0.60–1.03)	0.86 (0.73–1.06)	0.99 (0.74–1.32)	0.68
Melanoma	Cases (men/women)	234/157	239/110	280/106	341/79	315/77	—
	HR (95% CI)	Ref	0.84 (0.73–0.98)	0.90 (0.78–1.04)	0.90 (0.80–1.14)	0.95 (0.83–1.11)	0.94
Brain	Cases (men/women)	71/36	67/46	94/33	78/23	80/33	—
	HR (95% CI)	Ref	1.02 (0.70–1.34)	1.12 (0.85–1.47)	0.89 (0.67–1.19)	0.83 (0.63–1.15)	0.26
Myeloma	Cases (men/women)	61/51	60/40	75/41	85/35	50/19	—
	HR (95% CI)	Ref	0.88 (0.67–1.17)	1.04 (0.79–1.36)	0.96 (0.72–1.28)	1.01 (0.73–1.39)	0.59
Prostate	Cases	3,777	3,157	3,508	3,803	3,998	—
	HR (95% CI)	Ref	1.01 (0.97–1.06)	1.04 (0.99–1.09)	1.02 (0.97–1.07)	1.01 (0.96–1.07)	0.58
Female breast	Cases	1,465	1,251	1,202	1,806	738	—
	HR (95% CI)	Ref	1.05 (0.96–1.14)	1.07 (0.95–1.17)	1.05 (1.00–1.19)	1.02 (0.93–1.12)	0.75
Endometrial	Cases	333	274	286	204	198	—
	HR (95% CI)	Ref	0.83 (0.67–0.96)	0.83 (0.73–1.01)	0.78 (0.64–0.94)	0.75 (0.63–0.91)	0.02
Ovarian	Cases	149	131	92	110	73	—
	HR (95% CI)	Ref	1.21 (0.92–1.50)	0.97 (0.73–1.28)	1.01 (0.82–1.45)	1.13 (0.80–1.59)	0.33
Cervical	Cases	29	25	27	16	28	—
	HR (95% CI)	Ref	0.64 (0.33–1.23)	1.09 (0.61–1.96)	1.02 (0.55–1.87)	1.06 (0.57–1.94)	0.44

Multivariate model includes age (continuous), sex, education (<8 y or unknown, 8–11 y, 12 y (high school), some college, college graduate), marital status, family history of cancer, race (non-Hispanic white, non-Hispanic black, Hispanic/Asian/Pacific Islander/American Indian/Alaskan native, or unknown), BMI (18.5 to <25, 25 to <30, 30 to <35, ≥35 kg/m^2), smoking (never, quit ≥ 10y ago, quit 5–9 y ago, quit 1–4 y ago, quit < 1y or currently smoking and smoked ≥20 cig/day, quit < 1y ago or currently smoking and smoked <20 cig/day), frequency of vigorous physical activity (never/rarely, 1–3 times/mo, 1–2 times/wk, 3–4 times/wk, 5 or more times/wk), total energy intake (continuous), alcohol intake (none, 0 to <5, 5 to <15, 15 to <30, ≥30 g/d), and fruit and vegetable consumption (quintiles).
[a]Nutrient density energy adjusted.
Ref, reference group.
doi:10.1371/journal.pmed.0040325.t002

Download:

PPT PowerPoint slide

PNG larger image

TIFF original image

Table 2.
Multivariate HRs and 95% CIs (Both Sexes Combined) for Red Meat Intake and Cancer in the NIH-AARP Diet and Health Study
https://doi.org/10.1371/journal.pmed.0040325.t002

Red meat intake was not associated with gastric or bladder cancer, leukemia, lymphoma, or melanoma. The associations between red meat and cancer are summarized in Figure 1, arranged by order of the magnitude of the risk; the figure also shows the null findings for sex-

Motif Exhibit 1011, Page 908 of 1241

Case No.: IPR2023-00208
U.S. Patent No. 11,013,250

specific cancers, such as breast, ovarian, cervical, and prostate cancer. Unexpectedly, red meat intake was inversely associated with endometrial cancer (HR = 0.75; 95% CI = 0.62–0.91; *p* for trend = 0.02).

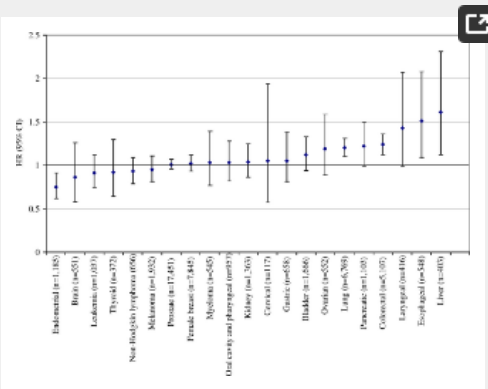

Download:

PPT PowerPoint slide

PNG larger image

TIFF original image

Figure 1. HRs and 95% CIs for the 5th Versus 1st Quintile of Red Meat Intake and Cancer Risk for Both Sexes Combined (Except for Sex-Specific Cancers)
https://doi.org/10.1371/journal.pmed.0040325.g001

In further sex-specific analyses, red meat intake was positively associated with pancreatic cancer among men only (HR = 1.43; 95% CI = 1.11–1.83; *p* for trend = 0.001; *p* interaction by sex = 0.03); this risk was not attenuated by fine control for smoking. We observed no differences in risk by sex for other cancer sites.

Processed Meat

Individuals in the highest quintile, compared with those in the lowest quintile, of processed meat intake were at elevated risk for colorectal (HR = 1.20; 95% CI = 1.09–1.32; *p* for trend < 0.001) and lung cancer (HR = 1.16; 95% CI = 1.06–1.26; *p* for trend = 0.001) (Table 3). In concordance with the red meat association, the risk observed for processed meat and colorectal cancer was slightly higher for rectal (HR = 1.24; 95% CI = 1.03–1.49; *p* for trend = 0.03) than colon cancer (HR = 1.18; 95% CI = 1.06–1.32; *p* for trend = 0.001), although this difference in risk was not statistically significant (*p* for heterogeneity = 0.67). Additional fine control for smoking did not alter the risk estimates for cancers of the colorectum or lung. Furthermore, borderline statistically significant increased risks for bladder cancer (HR = 1.16; 95% CI = 0.98–1.38; *p* for trend = 0.26) and myeloma (HR = 1.30; 95% CI = 0.98–1.71; *p* for trend = 0.01) were observed for those in the highest quintile of processed meat intake. The population-attributable risks, representing the proportion of cases potentially preventable if individuals adopted processed meat intake levels within the first quintile, were 10% for colorectal cancer and 9% for lung cancer.

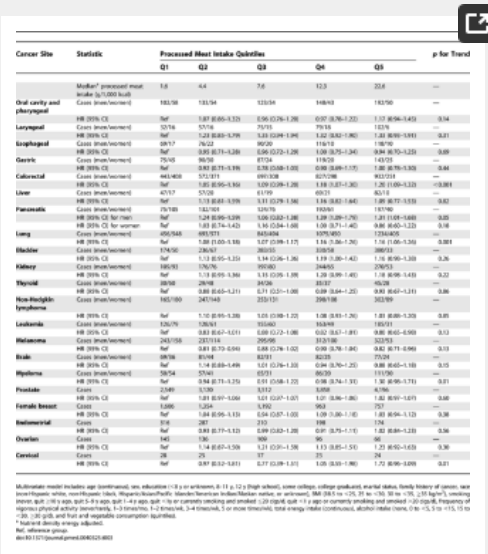

Cancer Site	Statistic	Processed Meat Intake Quintiles					p for Trend
		Q1	Q2	Q3	Q4	Q5	
	Median[a] processed meat intake (g/1,000 kcal)	1.6	4.4	7.6	12.3	22.6	—
Oral cavity and pharyngeal	Cases (men/women)	183/58	133/54	123/54	148/43	183/50	—
	HR (95% CI)	Ref	1.07 (0.85–1.32)	0.96 (0.76–1.20)	0.97 (0.76–1.22)	1.17 (0.94–1.45)	0.14
Laryngeal	Cases (men/women)	57/16	57/16	75/15	79/16	103/6	—
	HR (95% CI)	Ref	1.23 (0.83–1.79)	1.33 (0.94–1.94)	1.22 (0.82–1.80)	1.43 (0.90–1.91)	0.21
Esophageal	Cases (men/women)	69/17	76/22	90/20	116/12	118/10	—
	HR (95% CI)	Ref	0.95 (0.71–1.28)	0.96 (0.72–1.28)	1.09 (0.75–1.34)	0.94 (0.70–1.23)	0.69
Gastric	Cases (men/women)	75/45	86/50	87/34	118/28	143/33	—
	HR (95% CI)	Ref	0.92 (0.71–1.19)	0.78 (0.58–1.05)	0.98 (0.69–1.17)	1.00 (0.78–1.30)	0.44
Colorectal	Cases (men/women)	443/408	572/371	690/308	827/298	902/314	—
	HR (95% CI)	Ref	1.05 (0.90–1.16)	1.09 (0.99–1.28)	1.18 (1.07–1.30)	1.20 (1.09–1.32)	<0.001
Liver	Cases (men/women)	47/17	57/20	61/19	69/21	83/10	—
	HR (95% CI)	Ref	1.13 (0.81–1.59)	1.11 (0.79–1.56)	1.16 (0.82–1.64)	1.00 (0.77–1.33)	0.82
Pancreatic	Cases (men/women)	79/180	182/101	126/78	192/61	157/90	—
	HR (95% CI) for men	Ref	1.24 (0.96–1.59)	1.06 (0.82–1.38)	1.28 (1.00–1.75)	1.21 (1.01–1.68)	0.05
	HR (95% CI) for women	Ref	1.03 (0.74–1.42)	1.16 (0.84–1.60)	1.09 (0.71–1.40)	0.86 (0.60–1.22)	0.18
Lung	Cases (men/women)	496/946	693/971	845/804	1075/450	1234/405	—
	HR (95% CI)	Ref	1.00 (1.00–1.18)	1.07 (0.98–1.17)	1.16 (1.06–1.26)	1.16 (1.06–1.36)	0.001
Bladder	Cases (men/women)	174/50	236/67	283/55	339/58	380/73	—
	HR (95% CI)	Ref	1.13 (0.95–1.35)	1.14 (0.96–1.36)	1.19 (1.00–1.42)	1.16 (0.98–1.38)	0.26
Kidney	Cases (men/women)	185/93	176/76	197/80	244/65	270/53	—
	HR (95% CI)	Ref	1.19 (0.99–1.36)	1.15 (0.95–1.39)	1.28 (1.09–1.40)	1.18 (0.98–1.43)	0.22
Thyroid	Cases (men/women)	38/98	28/98	34/26	35/37	45/28	—
	HR (95% CI)	Ref	0.88 (0.60–1.21)	0.71 (0.51–1.08)	0.89 (0.64–1.25)	0.93 (0.67–1.31)	0.86
Non-Hodgkin lymphoma	Cases (men/women)	165/180	247/145	253/131	298/138	303/159	—
	HR (95% CI)	Ref	1.10 (0.95–1.28)	1.05 (0.88–1.22)	1.08 (0.93–1.26)	1.03 (0.89–1.20)	0.85
Leukemia	Cases (men/women)	126/79	126/61	155/60	163/49	185/31	—
	HR (95% CI)	Ref	0.83 (0.67–1.01)	1.00 (0.72–1.08)	0.92 (0.67–1.01)	0.88 (0.60–0.90)	0.13
Melanoma	Cases (men/women)	243/158	237/114	295/96	312/100	322/53	—
	HR (95% CI)	Ref	0.81 (0.70–0.94)	0.88 (0.78–1.02)	0.90 (0.78–1.04)	0.82 (0.71–0.96)	0.13
Brain	Cases (men/women)	98/38	85/48	82/31	82/35	75/29	—
	HR (95% CI)	Ref	1.14 (0.88–1.49)	1.01 (0.78–1.32)	0.94 (0.70–1.25)	0.88 (0.65–1.18)	0.15
Myeloma	Cases (men/women)	58/54	57/41	65/31	86/39	115/30	—
	HR (95% CI)	Ref	0.94 (0.71–1.25)	0.91 (0.68–1.22)	0.98 (0.74–1.31)	1.30 (0.99–1.71)	0.01
Prostate	Cases	2,549	3,139	3,312	3,058	4,196	—
	HR (95% CI)	Ref	1.01 (0.97–1.06)	1.01 (0.97–1.07)	1.01 (0.96–1.06)	1.02 (0.97–1.07)	0.60
Female breast	Cases	1,006	1,254	1,192	963	757	—
	HR (95% CI)	Ref	1.04 (0.96–1.13)	0.94 (0.87–1.02)	1.09 (1.00–1.18)	1.03 (0.94–1.12)	0.38
Endometrial	Cases	314	287	233	198	174	—
	HR (95% CI)	Ref	0.93 (0.77–1.12)	0.99 (0.82–1.20)	0.91 (0.75–1.11)	1.02 (0.84–1.23)	0.36
Ovarian	Cases	140	136	109	96	60	—
	HR (95% CI)	Ref	1.14 (0.87–1.50)	1.21 (0.91–1.58)	1.13 (0.85–1.51)	1.23 (0.90–1.63)	0.30
Cervical	Cases	28	25	37	35	24	—
	HR (95% CI)	Ref	0.97 (0.52–1.81)	0.77 (0.39–1.51)	1.05 (0.55–1.98)	1.73 (0.90–3.09)	0.01

Multivariate model includes: age (continuous), sex, education (<8 y or unknown, 8–11 y, 12 y (high school), some college, college graduate), marital status, family history of cancer, race (non-Hispanic white, non-Hispanic black, Hispanic/Asian/Pacific Islander/American Indian/Alaskan native, or unknown), BMI (18.5 to <25, 25 to <30, 30 to <35, ≥35 kg/m²), smoking (never, quit ≥10 y ago, quit 5–9 y ago, quit 1–4 y ago, quit <1 y or currently smoking and smoked ≤20 cigs/d, quit <1 y ago or currently smoking and smoked >20 cigs/d), frequency of vigorous physical activity (never/rarely, 1–3 times/mo, 1–2 times/wk, 3–4 times/wk, 5 or more times/wk), total energy intake (continuous), alcohol intake (none, 0 to <5, 5 to <15, 15 to <30, ≥30 g/d), and fruit and vegetable consumption (quintiles).
[a] Nutrient density energy adjusted.
Ref, reference group.
doi:10.1371/journal.pmed.0040325.t003

Download:

PPT PowerPoint slide

PNG larger image

TIFF original image

Table 3.
Multivariate HRs and 95% CIs (Both Sexes Combined) for Processed Meat Intake and Cancer in the NIH-AARP Diet and Health Study
https://doi.org/10.1371/journal.pmed.0040325.t003

Motif Exhibit 1011, Page 909 of 1241

Case No.: IPR2023-00208
U.S. Patent No. 11,013,250

Surprisingly, both leukemia and melanoma were inversely associated with processed meat intake; the inverse association for leukemia was mainly for lymphocytic leukemia (n = 534; HR = 0.70; 95% CI = 0.52–0.93; p for trend = 0.05) and not myeloid and monocytic leukemia (n = 457; HR = 0.88; 95% CI = 0.64–1.20; p for trend = 0.73). The associations between processed meat intake and cancer risk are summarized in Figure 2, in order of risk magnitude.

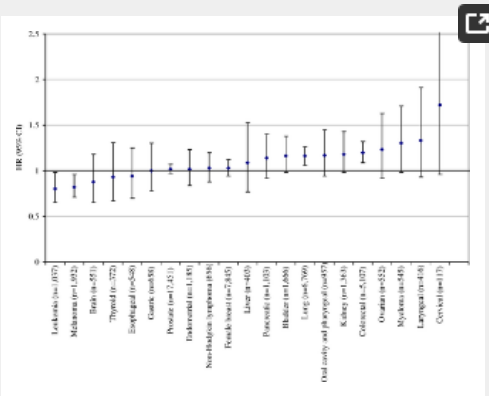

Download:

PPT PowerPoint slide

PNG larger image

TIFF original image

Figure 2. HRs and 95% CIs for the 5th Versus 1st Quintile of Processed Meat Intake and Cancer Risk for Both Sexes Combined (Except for Sex-Specific Cancers)

https://doi.org/10.1371/journal.pmed.0040325.g002

Sex-specific analyses revealed a positive association for men in the highest quintile of processed meat consumption for pancreatic cancer (HR = 1.31; 95% CI = 1.01–1.68; p for trend = 0.05; p interaction = 0.01); this association was not attenuated by fine control for smoking. Furthermore, women in the highest quintile of processed meat had a borderline statistically significant elevated risk for cervical cancer (HR = 1.72; 95% CI = 0.96–3.09; p for trend = 0.01).

Further analyses did not reveal differences in risk associated with either red or processed meat intake for squamous versus adenocarcinoma of the esophagus, cardia versus non-cardia gastric cancer, and pre- versus post-menopausal breast cancer (unpublished data). However, we observed a suggestion of an elevated risk for advanced prostate cancer (n = 1,782), for both red meat (HR = 1.15; 95% CI = 0.98–1.36; p for trend = 0.21) and processed meat intake (HR = 1.22; 95% CI = 1.05–1.43; p for trend = 0.08), when comparing those in the highest with those in the lowest quintile of intake.

We conducted sensitivity analyses excluding processed meats from the red meat variable to determine whether the risks associated with red and processed meat are independent of each other. The removal of processed meats from the red meat variable reduced the median intake of red meat from 31.4 g/1,000 kcal to 23.6 g/1,000 kcal. The positive associations for red meat and cancer of the liver, esophagus, colorectum, and lung all remain when processed meats were removed from the red meat variable. Furthermore, the inverse association for red meat and endometrial cancer remained after removing processed meats.

In a lag analysis excluding the first two years of follow-up, both the positive and the inverse associations reported in this study remained. A stepwise addition of the covariates to a simple age- and sex-adjusted model showed that the effects of red and processed meat intake on cancer risk were attenuated the most by the addition of the smoking variable to the models. Subanalyses showed that there was no clear gradient in risk for colorectal or lung cancer across categories of education, BMI, physical activity, or alcohol intake. With regard to race, the increased risk observed for red and processed meat and cancer of the colorectum and lung was not evident for blacks, although this ethnicity only represented 3.8 and 4.0 percent of the cases for each cancer site, respectively, and therefore the confidence intervals were wide. The risks for lung cancer associated with both red and processed meat intake were apparent across all categories of smoking.

Discussion

In this large, prospective investigation of red and processed meat intake in relation to cancer risk, we found elevated risks for colorectal and lung cancer with both meat types. Red, but not processed, meat intake was also associated with increased risk for cancer of the esophagus and liver. We observed borderline statistically significant elevated risks for advanced prostate

Case No.: IPR2023-00208
U.S. Patent No. 11,013,250

cancer with both red and processed meat intake, for laryngeal cancer with red meat, and for bladder cancer and myeloma and with processed meat intake.

The cancer site most consistently associated with meat intake has been the colorectum. A recent meta-analysis of 15 prospective studies published through March, 2006, included approximately 7,500 cases, and reported elevated risks in the highest category of consumption of 28% for red meat and 20% for processed meat [9]. Our study included over 5,000 colorectal cancer cases, and it lends strong support to implicate red and processed meat as risk factors for this malignancy. Consistent with previous studies [9], we observed a stronger positive association for rectal than colon cancer.

The positive associations for both red and processed meat that we report for lung cancer were of similar magnitude to the findings for colorectal cancer. To date, our study includes the largest prospective analysis of meat intake and lung cancer risk. Previous case-control studies have reported elevated risks for lung cancer for those in the highest categories of red meat [17–19], fried red meat [8,19], well-done red meat [17], and processed meat intake [20]. Despite conducting analyses to show that very fine control of smoking history, using a 31-level variable, did not attenuate the lung cancer associations, there remains a potential issue of residual confounding by smoking, because it is such a strong risk factor for this disease.

We found a positive association between red meat intake specifically and cancers of the esophagus and liver, and a borderline significant positive association for laryngeal cancer. The first prospective study of meat intake and esophageal cancer was published recently; that study had only 65 cases and found a positive association for processed meat, but not red meat, with esophageal adenocarcinoma [21]. Our study suggests a threshold effect for red meat intake on esophageal cancer risk, beginning at a low level of intake, with no further increase in risk with higher intakes, as reflected in the *p*-trend ($p = 0.13$), although it is possible that the referent group had a smaller-than-expected cancer incidence by chance. Data on meat intake and cancers of the liver and larynx are limited, and our study is the first prospective investigation to report on these associations. Two case-control studies reported elevated risks for laryngeal cancer for those in the highest intake categories of red meat intake [22,23] and fried beef/veal [24].

In our study, those in the highest quintile of processed meat intake had borderline statistically significant elevated risks for myeloma, a malignancy that has not been well-studied for dietary associations, and bladder cancer. A study of two prospective cohorts combined [25], and one case-control study [26], both found elevated risks of bladder cancer for those in the highest categories of processed meat consumption, but another cohort study found no association [27].

Unexpectedly, we found an inverse association between red meat intake and endometrial cancer; this association was not attenuated by adjustment for known risk factors, such as body mass index or menopausal hormone therapy, or by fine control for smoking, which has been inversely associated with this malignancy [28]. Previous studies have reported null [29,30] or positive relations [31] between red meat and endometrial cancer. We also observed inverse associations between processed meat intake and leukemia and melanoma. In contrast to our findings, childhood leukemia has been positively associated with intake of processed meats in a case-control study [32].

Both red and processed meat intake were positively associated with pancreatic cancer in men, but not women. Red meat has been associated with pancreatic cancer in some [33,34], but not all [35–39] previous cohort studies, as has processed meat in one cohort [34] and several case-control studies [40–44]; although a sex-specific association has not been reported before. Although the association between pancreatic cancer and red or processed meat intake in men was unchanged by fine control for smoking, residual confounding by smoking is still possible.

Our study did not reveal an association between red or processed meat intake and gastric, prostate, or breast cancer, or non-Hodgkin lymphoma. In contrast to the positive relation between both red and processed meat intakes and noncardia gastric cancer in a large cohort in Europe [21], we found no differences in risk according to gastric anatomic subsite. The evidence for a positive association between meat intake and gastric cancer has been more consistent for processed meat than red meat, with elevated risks for processed meat in several case-control [45–52] and cohort studies [53–57], whereas red meat has been positively associated in some [45,46], but not all studies [47,58,59].

Previous studies of meat intake and prostate cancer are conflicting. Some studies have reported null findings [5,60–66], and others suggest positive associations [67–74]. Despite finding no association between red or processed meat intake and overall prostate cancer risk, we observed a suggestion of an elevated risk for advanced prostate cancer with both meat types. If the relation of meat intake to prostate cancer is confined to advanced disease, this could explain some of the inconsistencies in the literature as most previous studies have not specifically addressed advanced prostate cancer.

Case No.: IPR2023-00208
U.S. Patent No. 11,013,250

With regard to breast cancer, a pooled analysis of eight cohort studies found no association with red meat intake [75]; however, the two most recent prospective studies found positive associations for both red and processed meat [76], specifically for estrogen and progesterone receptor–positive breast cancers in premenopausal women [77]. Although breast cancer risk related to meat intake did not appear to differ by menopausal status in our study, we had very few premenopausal cases (n = 94) and lacked information on hormone receptor status for a large number of cases.

In agreement with our findings, the majority of studies of red meat and non-Hodgkin lymphoma have been null [78–85], although elevated risks were reported in some studies [86–88]; similarly, of nine studies investigating processed meat and non-Hodgkin lymphoma [79–82,84,86–89], only two found a positive association [81,89]. In contrast to our null findings, some case-control studies have reported positive associations for red or processed meat intake and cancer of the oral cavity, pharynx [90,91], kidney [92], ovaries [83], thyroid [83], and brain [93], although data for these cancer sites are limited.

Both red meat, regardless of processing procedure, and processed meat can be linked to carcinogenesis by different mechanisms; for example, they are both sources of saturated fat and iron, which have independently been associated with carcinogenesis. Associations between saturated fat and cancer are likely to be related to energy balance in general, whereas iron is thought to contribute to carcinogenesis specifically by generating free radicals and inducing oxidative stress [94]. Most recently, dietary fat was positively associated with breast cancer [95], and iron intake was positively associated with liver [96] and colorectal cancers [97].

Meat is also a source of several known mutagens, including *N*-nitroso compounds (NOCs), heterocyclic amines (HCAs), and polycyclic aromatic hydrocarbons (PAHs). Exposure to NOCs occurs from endogenous formation, which is directly related to red meat intake [98], and from exogenous exposure from nitrite-preserved meats, for example [1]. Red meat is a large source of readily available heme iron, which has been associated with increased endogenous NOC formation [99]. Human exposure to NOCs and subsequent cancer risk has not been studied extensively; although a Finnish cohort reported an increased risk of colorectal cancer with exogenous exposure to *N*-nitrosodimethylamine (from smoked and salted meats) [6]. In addition, NOC intake and excretion were significantly greater in an area within China considered as high-risk for esophageal cancer [100]. HCAs and PAHs, which are formed during high-temperature cooking of meat [101], dose-dependently generate DNA adducts [3] and tumors in rodents [2,102] in a wide variety of tissues and organs, with similarities between experimental animals and humans [103]. Epidemiologic studies with the capacity to estimate HCA and PAH intake from meat cooking information have found elevated risks of colorectal neoplasia [104–106], squamous cell esophageal cancer [107], as well as cancers of the lung [8], pancreas [4], and prostate [5].

With regard to the stronger relation of red and processed meat to rectal cancer than to colon cancer, there is variation in several characteristics along the large intestine; for example, the average crypt length [108], apoptotic index [109], and propensity to form 0^6-methylguanine adducts[110] (pro-carcinogenic and a marker of NOC exposure) is greater toward the rectum than in the proximal colon. Furthermore, there is variation throughout the colorectum in bacterial enzymes [111], in the fermentation of short chain fatty acids [112], in the expression of metabolic enzymes [113], and in the concentration of fecal matter, in which potential carcinogens are concentrated toward the rectum.

Despite abundant biologic pathways linking meat intake to carcinogenesis at numerous anatomic sites, this is the first comprehensive and prospective analysis of meat intake in relation to a full range of malignancies. A particular strength of this study includes the large size of the cohort, which enabled us to investigate low-incidence cancers that have not previously been prospectively explored. Our findings are strictly generalizable to US whites over 50 y old, but may readily extend to other populations, because it is unlikely that the mechanisms relating meat to carcinogenesis differ quantitatively between our study population and those to whom our results do not strictly apply. An additional strength was that our study encompassed a wide range of reported meat intake, providing adequate statistical power to detect associations. Furthermore, recall bias and reverse causation were minimized by the assessment of diet prior to cancer diagnoses.

Potential limitations of this study include some degree of measurement error associated with the assessment of dietary and lifestyle variables. The FFQ used in this study was compared with two 24-h recall diaries in a subgroup of individuals from this cohort. The energy-adjusted correlation coefficients for protein and saturated fat, the two most relevant macronutrients for meat, were 0.43 and 0.50 for men and women, respectively, for protein, and 0.76 and 0.69 for men and women, respectively, for saturated fat [114]. These correlations compared very favorably to other commonly used FFQs that have correlations ranging from 0.29 to 0.61 in men and from 0.16 to 0.67 in women for protein intake and from 0.64 to 0.76 in men and from 0.59 to 0.76 in women for saturated fat intake [114]. Furthermore, the correlations for red meat assessed from the FFQ compared with two 24-h recall dairies were 0.62 for men and 0.70 for

Case No.: IPR2023-00208
U.S. Patent No. 11,013,250

women [12]. Although some measurement error remains, the error associated with FFQs tends to result in attenuated risks [115], and we attempted to minimize this error by energy adjustment of the models [116]. With regard to nondietary covariates, reviews and meta-analyses have concluded that self-reported smoking behavior is accurate in most studies as assessed by plasma cotinine levels [117], and the correlations for physical activity assessment in questionnaires similar to that used in our study produce reasonable correlations [118]. Furthermore, self-reported height and weight is a reliable method of estimating BMI.

Some of the observed associations between meat intake and cancer risk in our study may be explained by exposure to HCAs and PAHs from meats cooked well-done by high-temperature cooking techniques; however, we lacked data on detailed cooking preferences from baseline. In addition, because we analyzed cancer incidence at multiple sites, some of our findings may have occurred by chance.

In conclusion, a diet high in red or processed meat was associated with an elevated risk of both colorectal and lung cancer; in addition, red meat was associated with an elevated risk of esophageal and liver cancer. A decrease in the consumption of red and processed meat could reduce the incidence of cancer at multiple sites.

Supporting Information

Case No.: IPR2023-00208
U.S. Patent No. 11,013,250

Case No.: IPR2023-00208
U.S. Patent No. 11,013,250

Alternative Language Abstract S1. **German Translation of Abstract by M. F. Leitzmann**
https://doi.org/10.1371/journal.pmed.0040325.sd001
(21 KB DOC)

Text S1. **Meat and Cancer STROBE Statement for Study**
https://doi.org/10.1371/journal.pmed.0040325.sd002
(64 KB DOC)

Acknowledgments

The authors would like to thank Leslie Carroll and Dave Campbell from Information Management Services, and Traci Mouw from the National Cancer Institute for data management. We would also like to thank Dr. Anne Thiebaut and Dr. Farin Kamangar for statistical advice. Finally, we are indebted to the participants in the NIH-AARP Diet and Health Study for their outstanding cooperation.

Author Contributions

AJC had full access to the data in the study and takes responsibility for the integrity of the data and the accuracy of the data analysis. All authors have given full approval to the final manuscript. AJC, MFL, MHG, AS, and RS were involved in the study design, analysis, and interpretation of the data. AJC, MFL, MHG, ARH, AS, and RS were all involved in the critical revision of the manuscript.

References

1. Mirvish SS, Haorah J, Zhou L, Clapper ML, Harrison KL, et al. (2002) Total N-nitroso compounds and their precursors in hot dogs and in the gastrointestinal tract and feces of rats and mice: possible etiologic agents for colon cancer. J Nutr 132: 3526S–3529S.
View Article • Google Scholar

2. Shirai T, Tamano S, Sano M, Masui T, Hasegawa R, et al. (1995) Carcinogenicity of 2-amino-1-methyl-6-phenylimidazo[4,5-b]pyridine (PhIP) in rats: dose-response studies. Princess Takamatsu Symp 23: 232–239.
View Article • Google Scholar

3. Turteltaub KW, Dingley KH, Curtis KD, Malfatti MA, Turesky RJ, et al. (1999) Macromolecular adduct formation and metabolism of heterocyclic amines in humans and rodents at low doses. Cancer Lett 143: 149–155.
View Article • Google Scholar

4. Anderson KE, Kadlubar FF, Kulldorff M, Harnack L, Gross M, et al. (2005) Dietary intake of heterocyclic amines and benzo(a)pyrene: associations with pancreatic cancer. Cancer Epidemiol Biomarkers Prev 14: 2261–2265.
View Article • Google Scholar

5. Cross AJ, Peters U, Kirsh VA, Andriole GL, Reding D, et al. (2005) A prospective study of meat and meat mutagens and prostate cancer risk. Cancer Res 65: 11779–11784.
View Article • Google Scholar

6. Knekt P, Jarvinen R, Dich J, Hakulinen T (1999) Risk of colorectal and other gastro-intestinal cancers after exposure to nitrate, nitrite and N-nitroso compounds: a follow-up study. Int J Cancer 80: 852–856.
View Article • Google Scholar

7. Sinha R, Kulldorff M, Chow WH, Denobile J, Rothman N (2001) Dietary intake of heterocyclic amines, meat-derived mutagenic activity, and risk of colorectal adenomas. Cancer Epidemiol Biomarkers Prev 10: 559–562.
View Article • Google Scholar

8. Sinha R, Kulldorff M, Swanson CA, Curtin J, Brownson RC, et al. (2000) Dietary heterocyclic amines and the risk of lung cancer among Missouri women. Cancer Res 60: 3753–3756.
View Article • Google Scholar

9. Larsson SC, Wolk A (2006) Meat consumption and risk of colorectal cancer: a meta-analysis of prospective studies. Int J Cancer 119: 2657–2664.

Case No.: IPR2023-00208
U.S. Patent No. 11,013,250

View Article • Google Scholar

10. Willett WC (1998) Nutritional epidemiology. New York: Oxford University Press.

11. Michaud DS, Midthune D, Hermansen S, Leitzmann MF, Harlan LC, et al. (2005) Comparison of cancer registry case ascertainment with SEER estimates and self-reporting in a subset of the NIH-AARP Diet and Health Study. J Registry Manag 32: 70–77.
View Article • Google Scholar

12. Schatzkin A, Subar AF, Thompson FE, Harlan LC, Tangrea J, et al. (2001) Design and serendipity in establishing a large cohort with wide dietary intake distributions : the National Institutes of Health-American Association of Retired Persons Diet and Health Study. Am J Epidemiol 154: 1119–1125.
View Article • Google Scholar

13. Subar AF, Midthune D, Kulldorff M, Brown CC, Thompson FE, et al. (2000) Evaluation of alternative approaches to assign nutrient values to food groups in food frequency questionnaires. Am J Epidemiol 152: 279–286.
View Article • Google Scholar

14. Subar AF, Thompson FE, Kipnis V, Midthune D, Hurwitz P, et al. (2001) Comparative validation of the Block, Willett, and National Cancer Institute food frequency questionnaires : the Eating at America's Table Study. Am J Epidemiol 154: 1089–1099.
View Article • Google Scholar

15. World Health Organization (2000) International classification of diseases for oncology: Third edition. Geneva: World Health Organization.

16. American Joint Committee on Cancer (1997) Manual for staging of cancer. 5th ed. Philadelphia: Lippincott-Raven.

17. Sinha R, Kulldorff M, Curtin J, Brown CC, Alavanja MC, et al. (1998) Fried, well-done red meat and risk of lung cancer in women (United States). Cancer Causes Control 9: 621–630.
View Article • Google Scholar

18. Alavanja MC, Field RW, Sinha R, Brus CP, Shavers VL, et al. (2001) Lung cancer risk and red meat consumption among Iowa women. Lung Cancer 34: 37–46.
View Article • Google Scholar

19. Deneo-Pellegrini H, De Stefani E, Ronco A, Mendilaharsu M, Carzoglio JC (1996) Meat consumption and risk of lung cancer; a case-control study from Uruguay. Lung Cancer 14: 195–205.
View Article • Google Scholar

20. Goodman MT, Hankin JH, Wilkens LR, Kolonel LN (1992) High-fat foods and the risk of lung cancer. Epidemiology 3: 288–299.
View Article • Google Scholar

21. Gonzalez CA, Jakszyn P, Pera G, Agudo A, Bingham S, et al. (2006) Meat intake and risk of stomach and esophageal adenocarcinoma within the European Prospective Investigation Into Cancer and Nutrition (EPIC). J Natl Cancer Inst 98: 345–354.
View Article • Google Scholar

22. Oreggia F, De Stefani E, Boffetta P, Brennan P, Deneo-Pellegrini H, et al. (2001) Meat, fat and risk of laryngeal cancer: a case-control study in Uruguay. Oral Oncol 37: 141–145.
View Article • Google Scholar

23. Bosetti C, La Vecchia C, Talamini R, Negri E, Levi F, et al. (2002) Food groups and laryngeal cancer risk: a case-control study from Italy and Switzerland. Int J Cancer 100: 355–360.
View Article • Google Scholar

Case No.: IPR2023-00208
U.S. Patent No. 11,013,250

24. Bosetti C, Talamini R, Levi F, Negri E, Franceschi S, et al. (2002) Fried foods: a risk factor for laryngeal cancer? Br J Cancer 87: 1230–1233.
View Article • Google Scholar

25. Michaud DS, Holick CN, Giovannucci E, Stampfer MJ (2006) Meat intake and bladder cancer risk in 2 prospective cohort studies. Am J Clin Nutr 84: 1177–1183.
View Article • Google Scholar

26. Wilkens LR, Kadir MM, Kolonel LN, Nomura AM, Hankin JH (1996) Risk factors for lower urinary tract cancer: the role of total fluid consumption, nitrites and nitrosamines, and selected foods. Cancer Epidemiol Biomarkers Prev 5: 161–166.
View Article • Google Scholar

27. Chyou PH, Nomura AM, Stemmermann GN (1993) A prospective study of diet, smoking, and lower urinary tract cancer. Ann Epidemiol 3: 211–216.
View Article • Google Scholar

28. Loerbroks A, Schouten LJ, Goldbohm RA, van den Brandt PA (2007) Alcohol consumption, cigarette smoking, and endometrial cancer risk: results from the Netherlands Cohort Study. Cancer Causes Control 18: 551–560.
View Article • Google Scholar

29. Goodman MT, Hankin JH, Wilkens LR, Lyu LC, McDuffie K, et al. (1997) Diet, body size, physical activity, and the risk of endometrial cancer. Cancer Res 57: 5077–5085.
View Article • Google Scholar

30. McCann SE, Freudenheim JL, Marshall JR, Brasure JR, Swanson MK, et al. (2000) Diet in the epidemiology of endometrial cancer in western New York (United States). Cancer Causes Control 11: 965–974.
View Article • Google Scholar

31. Xu WH, Dai Q, Xiang YB, Zhao GM, Zheng W, et al. (2006) Animal food intake and cooking methods in relation to endometrial cancer risk in Shanghai. Br J Cancer 95: 1586–1592.
View Article • Google Scholar

32. Peters JM, Preston-Martin S, London SJ, Bowman JD, Buckley JD, et al. (1994) Processed meats and risk of childhood leukemia (California, USA). Cancer Causes Control 5: 195–202.
View Article • Google Scholar

33. Larsson SC, Hakanson N, Permert J, Wolk A (2006) Meat, fish, poultry and egg consumption in relation to risk of pancreatic cancer: a prospective study. Int J Cancer 118: 2866–2870.
View Article • Google Scholar

34. Nothlings U, Wilkens LR, Murphy SP, Hankin JH, Henderson BE, et al. (2005) Meat and fat intake as risk factors for pancreatic cancer: the multiethnic cohort study. J Natl Cancer Inst 97: 1458–1465.
View Article • Google Scholar

35. Coughlin SS, Calle EE, Patel AV, Thun MJ (2000) Predictors of pancreatic cancer mortality among a large cohort of United States adults. Cancer Causes Control 11: 915–923.
View Article • Google Scholar

36. Isaksson B, Jonsson F, Pedersen NL, Larsson J, Feychting M, et al. (2002) Lifestyle factors and pancreatic cancer risk: a cohort study from the Swedish Twin Registry. Int J Cancer 98: 480–482.
View Article • Google Scholar

37. Mills PK, Beeson WL, Abbey DE, Fraser GE, Phillips RL (1988) Dietary habits and past medical history as related to fatal pancreas cancer risk among Adventists. Cancer 61: 2578–2585.

Case No.: IPR2023-00208
U.S. Patent No. 11,013,250

View Article • Google Scholar

38. Stolzenberg-Solomon RZ, Pietinen P, Taylor PR, Virtamo J, Albanes D (2002) Prospective study of diet and pancreatic cancer in male smokers. Am J Epidemiol 155: 783–792.
View Article • Google Scholar

39. Michaud DS, Giovannucci E, Willett WC, Colditz GA, Fuchs CS (2003) Dietary meat, dairy products, fat, and cholesterol and pancreatic cancer risk in a prospective study. Am J Epidemiol 157: 1115–1125.
View Article • Google Scholar

40. Falk RT, Pickle LW, Fontham ET, Correa P, Fraumeni JF Jr. (1988) Life-style risk factors for pancreatic cancer in Louisiana: a case-control study. Am J Epidemiol 128: 324–336.
View Article • Google Scholar

41. Ghadirian P, Baillargeon J, Simard A, Perret C (1995) Food habits and pancreatic cancer: a case-control study of the Francophone community in Montreal, Canada. Cancer Epidemiol Biomarkers Prev 4: 895–899.
View Article • Google Scholar

42. Lyon JL, Slattery ML, Mahoney AW, Robison LM (1993) Dietary intake as a risk factor for cancer of the exocrine pancreas. Cancer Epidemiol Biomarkers Prev 2: 513–518.
View Article • Google Scholar

43. Norell SE, Ahlbom A, Erwald R, Jacobson G, Lindberg-Navier I, et al. (1986) Diet and pancreatic cancer: a case-control study. Am J Epidemiol 124: 894–902.
View Article • Google Scholar

44. Soler M, Chatenoud L, La Vecchia C, Franceschi S, Negri E (1998) Diet, alcohol, coffee and pancreatic cancer: final results from an Italian study. Eur J Cancer Prev 7: 455–460.
View Article • Google Scholar

45. Correa P, Fontham E, Pickle LW, Chen V, Lin YP, et al. (1985) Dietary determinants of gastric cancer in south Louisiana inhabitants. J Natl Cancer Inst 75: 645–654.
View Article • Google Scholar

46. Ward MH, Lopez-Carrillo L (1999) Dietary factors and the risk of gastric cancer in Mexico City. Am J Epidemiol 149: 925–932.
View Article • Google Scholar

47. Boeing H, Jedrychowski W, Wahrendorf J, Popiela T, Tobiasz-Adamczyk B, et al. (1991) Dietary risk factors in intestinal and diffuse types of stomach cancer: a multicenter case-control study in Poland. Cancer Causes Control 2: 227–233.
View Article • Google Scholar

48. Buiatti E, Palli D, Decarli A, Amadori D, Avellini C, et al. (1989) A case-control study of gastric cancer and diet in Italy. Int J Cancer 44: 611–616.
View Article • Google Scholar

49. Gonzalez CA, Sanz JM, Marcos G, Pita S, Brullet E, et al. (1991) Dietary factors and stomach cancer in Spain: a multi-centre case-control study. Int J Cancer 49: 513–519.
View Article • Google Scholar

50. Hoshiyama Y, Sasaba T (1992) A case-control study of stomach cancer and its relation to diet, cigarettes, and alcohol consumption in Saitama Prefecture, Japan. Cancer Causes Control 3: 441–448.
View Article • Google Scholar

51. Risch HA, Jain M, Choi NW, Fodor JG, Pfeiffer CJ, et al. (1985) Dietary factors and the incidence of cancer of the stomach. Am J Epidemiol 122: 947–959.
View Article • Google Scholar

Case No.: IPR2023-00208
U.S. Patent No. 11,013,250

52. Ward MH, Sinha R, Heineman EF, Rothman N, Markin R, et al. (1997) Risk of adenocarcinoma of the stomach and esophagus with meat cooking method and doneness preference. Int J Cancer 71: 14–19.
View Article • Google Scholar

53. Kneller RW, McLaughlin JK, Bjelke E, Schuman LM, Blot WJ, et al. (1991) A cohort study of stomach cancer in a high-risk American population. Cancer 68: 672–678.
View Article • Google Scholar

54. Ngoan LT, Mizoue T, Fujino Y, Tokui N, Yoshimura T (2002) Dietary factors and stomach cancer mortality. Br J Cancer 87: 37–42.
View Article • Google Scholar

55. Chyou PH, Nomura AM, Hankin JH, Stemmermann GN (1990) A case-cohort study of diet and stomach cancer. Cancer Res 50: 7501–7504.
View Article • Google Scholar

56. Nomura A, Grove JS, Stemmermann GN, Severson RK (1990) A prospective study of stomach cancer and its relation to diet, cigarettes, and alcohol consumption. Cancer Res 50: 627–631.
View Article • Google Scholar

57. van den Brandt PA, Botterweck AA, Goldbohm RA (2003) Salt intake, cured meat consumption, refrigerator use and stomach cancer incidence: a prospective cohort study (Netherlands). Cancer Causes Control 14: 427–438.
View Article • Google Scholar

58. Ji BT, Chow WH, Yang G, McLaughlin JK, Zheng W, et al. (1998) Dietary habits and stomach cancer in Shanghai, China. Int J Cancer 76: 659–664.
View Article • Google Scholar

59. Lissowska J, Gail MH, Pee D, Groves FD, Sobin LH, et al. (2004) Diet and stomach cancer risk in Warsaw, Poland. Nutr Cancer 48: 149–159.
View Article • Google Scholar

60. Bosetti C, Micelotta S, Dal Maso L, Talamini R, Montella M, et al. (2004) Food groups and risk of prostate cancer in Italy. Int J Cancer 110: 424–428.
View Article • Google Scholar

61. Gronberg H, Damber L, Damber JE (1996) Total food consumption and body mass index in relation to prostate cancer risk: a case-control study in Sweden with prospectively collected exposure data. J Urol 155: 969–974.
View Article • Google Scholar

62. Hayes RB, Ziegler RG, Gridley G, Swanson C, Greenberg RS, et al. (1999) Dietary factors and risks for prostate cancer among blacks and whites in the United States. Cancer Epidemiol Biomarkers Prev 8: 25–34.
View Article • Google Scholar

63. Hirayama T (1979) Epidemiology of prostate cancer with special reference to the role of diet. Natl Cancer Inst Monogr. pp. 149–155.

64. Hsing AW, McLaughlin JK, Schuman LM, Bjelke E, Gridley G, et al. (1990) Diet, tobacco use, and fatal prostate cancer: results from the Lutheran Brotherhood Cohort Study. Cancer Res 50: 6836–6840.
View Article • Google Scholar

65. Whittemore AS, Kolonel LN, Wu AH, John EM, Gallagher RP, et al. (1995) Prostate cancer in relation to diet, physical activity, and body size in blacks, whites, and Asians in the United States and Canada. J Natl Cancer Inst 87: 652–661.
View Article • Google Scholar

66. Rohrmann S, Platz EA, Kavanaugh CJ, Thuita L, Hoffman SC, et al. (2007) Meat and dairy consumption and subsequent risk of prostate cancer in a US cohort study. Cancer

Case No.: IPR2023-00208
U.S. Patent No. 11,013,250

Causes Control 18: 41–50.
View Article • Google Scholar

67. Deneo-Pellegrini H, De Stefani E, Ronco A, Mendilaharsu M (1999) Foods, nutrients and prostate cancer: a case-control study in Uruguay. Br J Cancer 80: 591–597.
View Article • Google Scholar

68. Gann PH, Hennekens CH, Sacks FM, Grodstein F, Giovannucci EL, et al. (1994) Prospective study of plasma fatty acids and risk of prostate cancer. J Natl Cancer Inst 86: 281–286.
View Article • Google Scholar

69. Giovannucci E, Rimm EB, Colditz GA, Stampfer MJ, Ascherio A, et al. (1993) A prospective study of dietary fat and risk of prostate cancer. J Natl Cancer Inst 85: 1571–1579.
View Article • Google Scholar

70. Le Marchand L, Kolonel LN, Wilkens LR, Myers BC, Hirohata T (1994) Animal fat consumption and prostate cancer: a prospective study in Hawaii. Epidemiology 5: 276–282.
View Article • Google Scholar

71. Michaud DS, Augustsson K, Rimm EB, Stampfer MJ, Willett WC, et al. (2001) A prospective study on intake of animal products and risk of prostate cancer. Cancer Causes Control 12: 557–567.
View Article • Google Scholar

72. Schuurman AG, van den Brandt PA, Dorant E, Goldbohm RA (1999) Animal products, calcium and protein and prostate cancer risk in The Netherlands Cohort Study. Br J Cancer 80: 1107–1113.
View Article • Google Scholar

73. Veierod MB, Laake P, Thelle DS (1997) Dietary fat intake and risk of prostate cancer: a prospective study of 25,708 Norwegian men. Int J Cancer 73: 634–638.
View Article • Google Scholar

74. Villeneuve PJ, Johnson KC, Kreiger N, Mao Y (1999) Risk factors for prostate cancer: results from the Canadian National Enhanced Cancer Surveillance System. The Canadian Cancer Registries Epidemiology Research Group. Cancer Causes Control 10: 355–367.
View Article • Google Scholar

75. Missmer SA, Smith-Warner SA, Spiegelman D, Yaun SS, Adami HO, et al. (2002) Meat and dairy food consumption and breast cancer: a pooled analysis of cohort studies. Int J Epidemiol 31: 78–85.
View Article • Google Scholar

76. Taylor EF, Burley VJ, Greenwood DC, Cade JE (2007) Meat consumption and risk of breast cancer in the UK Women's Cohort Study. Br J Cancer 96: 1139–1146.
View Article • Google Scholar

77. Cho E, Chen WY, Hunter DJ, Stampfer MJ, Colditz GA, et al. (2006) Red meat intake and risk of breast cancer among premenopausal women. Arch Intern Med 166: 2253–2259.
View Article • Google Scholar

78. Chang ET, Smedby KE, Zhang SM, Hjalgrim H, Melbye M, et al. (2005) Dietary factors and risk of non-Hodgkin lymphoma in men and women. Cancer Epidemiol Biomarkers Prev 14: 512–520.
View Article • Google Scholar

79. Cross AJ, Lim U (2006) The role of dietary factors in the epidemiology of non-Hodgkin's lymphoma. Leuk Lymphoma 47: 2477–2487.
View Article • Google Scholar

Case No.: IPR2023-00208
U.S. Patent No. 11,013,250

80. Franceschi S, Serraino D, Carbone A, Talamini R, La Vecchia C (1989) Dietary factors and non-Hodgkin's lymphoma: a case-control study in the northeastern part of Italy. Nutr Cancer 12: 333–341.
View Article • Google Scholar

81. Purdue MP, Bassani DG, Klar NS, Sloan M, Kreiger N (2004) Dietary factors and risk of non-Hodgkin lymphoma by histologic subtype: a case-control analysis. Cancer Epidemiol Biomarkers Prev 13: 1665–1676.
View Article • Google Scholar

82. Talamini R, Polesel J, Montella M, Dal Maso L, Crovatto M, et al. (2006) Food groups and risk of non-Hodgkin lymphoma: a multicenter, case-control study in Italy. Int J Cancer 118: 2871–2876.
View Article • Google Scholar

83. Tavani A, La Vecchia C, Gallus S, Lagiou P, Trichopoulos D, et al. (2000) Red meat intake and cancer risk: a study in Italy. Int J Cancer 86: 425–428.
View Article • Google Scholar

84. Ward MH, Zahm SH, Weisenburger DD, Gridley G, Cantor KP, et al. (1994) Dietary factors and non-Hodgkin's lymphoma in Nebraska (United States). Cancer Causes Control 5: 422–432.
View Article • Google Scholar

85. Zheng T, Holford TR, Leaderer B, Zhang Y, Zahm SH, et al. (2004) Diet and nutrient intakes and risk of non-Hodgkin's lymphoma in Connecticut women. Am J Epidemiol 159: 454–466.
View Article • Google Scholar

86. Chiu BC, Cerhan JR, Folsom AR, Sellers TA, Kushi LH, et al. (1996) Diet and risk of non-Hodgkin lymphoma in older women. JAMA 275: 1315–1321.
View Article • Google Scholar

87. De Stefani E, Fierro L, Barrios E, Ronco A (1998) Tobacco, alcohol, diet and risk of non-Hodgkin's lymphoma: a case-control study in Uruguay. Leuk Res 22: 445–452.
View Article • Google Scholar

88. Zhang S, Hunter DJ, Rosner BA, Colditz GA, Fuchs CS, et al. (1999) Dietary fat and protein in relation to risk of non-Hodgkin's lymphoma among women. J Natl Cancer Inst 91: 1751–1758.
View Article • Google Scholar

89. Tavani A, Pregnolato A, Negri E, Franceschi S, Serraino D, et al. (1997) Diet and risk of lymphoid neoplasms and soft tissue sarcomas. Nutr Cancer 27: 256–260.
View Article • Google Scholar

90. Rajkumar T, Sridhar H, Balaram P, Vaccarella S, Gajalakshmi V, et al. (2003) Oral cancer in Southern India: the influence of body size, diet, infections and sexual practices. Eur J Cancer Prev 12: 135–143.
View Article • Google Scholar

91. Garrote LF, Herrero R, Reyes RM, Vaccarella S, Anta JL, et al. (2001) Risk factors for cancer of the oral cavity and oro-pharynx in Cuba. Br J Cancer 85: 46–54.
View Article • Google Scholar

92. Faramawi MF, Johnson E, Fry MW, Sall M, Yi Z (2007) Consumption of different types of meat and the risk of renal cancer: meta-analysis of case-control studies. Cancer Causes Control 18: 125–133.
View Article • Google Scholar

93. Huncharek M, Kupelnick B (2004) A meta-analysis of maternal cured meat consumption during pregnancy and the risk of childhood brain tumors. Neuroepidemiology 23: 78–84.
View Article • Google Scholar

Case No.: IPR2023-00208
U.S. Patent No. 11,013,250

94. Halliwell B, Gutteridge JM (1990) Role of free radicals and catalytic metal ions in human disease: an overview. Methods Enzymol 186: 1–85.
View Article • Google Scholar

95. Thiebaut AC, Kipnis V, Chang SC, Subar AF, Thompson FE, et al. (2007) Dietary fat and postmenopausal invasive breast cancer in the National Institutes of Health-AARP Diet and Health Study cohort. J Natl Cancer Inst 99: 451–462.
View Article • Google Scholar

96. Mandishona E, MacPhail AP, Gordeuk VR, Kedda MA, Paterson AC, et al. (1998) Dietary iron overload as a risk factor for hepatocellular carcinoma in Black Africans. Hepatology 27: 1563–1566.
View Article • Google Scholar

97. Nelson RL (2001) Iron and colorectal cancer risk: human studies. Nutr Rev 59: 140–148.
View Article • Google Scholar

98. Hughes R, Cross AJ, Pollock JR, Bingham S (2001) Dose-dependent effect of dietary meat on endogenous colonic N- nitrosation. Carcinogenesis 22: 199–202.
View Article • Google Scholar

99. Cross AJ, Pollock JR, Bingham SA (2003) Haem, not protein or inorganic iron, is responsible for endogenous intestinal N-nitrosation arising from red meat. Cancer Res 63: 2358–2360.
View Article • Google Scholar

100. Lin K, Shen W, Shen Z, Wu Y, Lu S (2002) Dietary exposure and urinary excretion of total N-nitroso compounds, nitrosamino acids and volatile nitrosamine in inhabitants of high- and low-risk areas for esophageal cancer in southern China. Int J Cancer 102: 207–211.
View Article • Google Scholar

101. Sinha R, Rothman N, Salmon CP, Knize MG, Brown ED, et al. (1998) Heterocyclic amine content in beef cooked by different methods to varying degrees of doneness and gravy made from meat drippings. Food Chem Toxicol 36: 279–287.
View Article • Google Scholar

102. Culp SJ, Gaylor DW, Sheldon WG, Goldstein LS, Beland FA (1998) A comparison of the tumors induced by coal tar and benzo[a]pyrene in a 2-year bioassay. Carcinogenesis 19: 117–124.
View Article • Google Scholar

103. Shirai T, Takahashi S, Cui L, Yamada Y, Tada M, et al. (1998) Use of polyclonal antibodies against carcinogen-DNA adducts in analysis of carcinogenesis. Toxicol Lett 102-103: 441–446.
View Article • Google Scholar

104. Sinha R, Kulldorff M, Chow WH, Denobile J, Rothman N (2001) Dietary intake of heterocyclic amines, meat-derived mutagenic activity, and risk of colorectal adenomas. Cancer Epidemiol Biomarkers Prev 10: 559–562.
View Article • Google Scholar

105. Nowell S, Coles B, Sinha R, MacLeod S, Luke Ratnasinghe D, et al. (2002) Analysis of total meat intake and exposure to individual heterocyclic amines in a case-control study of colorectal cancer: contribution of metabolic variation to risk. Mutat Res 506-507: 175–185.
View Article • Google Scholar

106. Butler LM, Sinha R, Millikan RC, Martin CF, Newman B, et al. (2003) Heterocyclic amines, meat intake, and association with colon cancer in a population-based study. Am J Epidemiol 157: 434–445.
View Article • Google Scholar

Case No.: IPR2023-00208
U.S. Patent No. 11,013,250

107. Terry PD, Lagergren J, Wolk A, Steineck G, Nyren O (2003) Dietary intake of heterocyclic amines and cancers of the esophagus and gastric cardia. Cancer Epidemiol Biomarkers Prev 12: 940–944.
View Article • Google Scholar

108. Arai T, Kino I (1989) Morphometrical and cell kinetic studies of normal human colorectal mucosa. Comparison between the proximal and the distal large intestine. Acta Pathol Jpn 39: 725–730.
View Article • Google Scholar

109. Liu LU, Holt PR, Krivosheyev V, Moss SF (1999) Human right and left colon differ in epithelial cell apoptosis and in expression of Bak, a pro-apoptotic Bcl-2 homologue. Gut 45: 45–50.
View Article • Google Scholar

110. Povey AC, Hall CN, Badawi AF, Cooper DP, O'Connor PJ (2000) Elevated levels of the pro-carcinogenic adduct, O(6)-methylguanine, in normal DNA from the cancer prone regions of the large bowel. Gut 47: 362–365.
View Article • Google Scholar

111. McBain AJ, Macfarlane GT (1998) Ecological and physiological studies on large intestinal bacteria in relation to production of hydrolytic and reductive enzymes involved in formation of genotoxic metabolites. J Med Microbiol 47: 407–416.
View Article • Google Scholar

112. Macfarlane GT, Gibson GR, Cummings JH (1992) Comparison of fermentation reactions in different regions of the human colon. J Appl Bacteriol 72: 57–64.
View Article • Google Scholar

113. Mercurio MG, Shiff SJ, Galbraith RA, Sassa S (1995) Expression of cytochrome P450 mRNAs in the colon and the rectum in normal human subjects. Biochem Biophys Res Commun 210: 350–355.
View Article • Google Scholar

114. Thompson FE, Kipnis V, Midthune D, Freedman LS, Carroll RJ, et al. (2007) Performance of a food-frequency questionnaire in the US NIH-AARP (National Institutes of Health-American Association of Retired Persons) Diet and Health study. Public Health Nutr. E-pub ahead of print.

115. Freudenheim JL, Marshall JR (1988) The problem of profound mismeasurement and the power of epidemiological studies of diet and cancer. Nutr Cancer 11: 243–250.
View Article • Google Scholar

116. Kipnis V, Subar AF, Midthune D, Freedman LS, Ballard-Barbash R, et al. (2003) Structure of dietary measurement error: results of the OPEN biomarker study. Am J Epidemiol 158: 14–21. discussion.
View Article • Google Scholar

117. Patrick DL, Cheadle A, Thompson DC, Diehr P, Koepsell T, et al. (1994) The validity of self-reported smoking: a review and meta-analysis. Am J Public Health 84: 1086–1093.
View Article • Google Scholar

118. Pereira MA, FitzerGerald SJ, Gregg EW, Joswiak ML, Ryan WJ, et al. (1997) A collection of physical activity questionnaires for health-related research. Med Sci Sports Exerc 29: S1–205.
View Article • Google Scholar

Publications

PLOS Biology
PLOS Medicine
PLOS Computational Biology
PLOS Genetics
PLOS Pathogens
PLOS Climate
PLOS Digital Health
PLOS Global Public Health
PLOS Sustainability and Transformation
PLOS Water

Home
Blogs
Collections
Give feedback
LOCKSS

Privacy Policy
Terms of Use
Advertise
Media Inquiries
Contact

Case No.: IPR2023-00208
U.S. Patent No. 11,013,250

PLOS ONE
PLOS Neglected Tropical Diseases

PLOS is a nonprofit 501(c)(3) corporation, #C2354500, based in San Francisco, California, US

Attachment 53b

Skip to main content

An official website of the United States government

Here's how you know

Here's how you know

Menu

- MARC Download

NLM MMS_ID 9912313603406676

- Download MARCXML
- Download MARC21

LDR	01786cas a2200601 a 4500
001	9912313603406676
005	20220429121844.0
007	cr|cn#||||||||
008	040310c20049999caumr p 0 0eng c
010	__ | ‡**a** 2004212194
022	0_ | ‡**a** 1549-1277‡**l** 1549-1277‡**9** PY‡**7** (Print)
022	__ | ‡**a** 1549-1676‡**9** EN‡**7** (Electronic)
035	__ | ‡**9** 101231360
040	__ | ‡**a** NSD‡**c** NSD‡**d** MYG
041	0_ | ‡**a** eng
042	__ | ‡**a** lcd‡**a** nlmcopyc
044	__ | ‡**9** United States
050	14 | ‡**a** R11‡**b** .P687
060	00 | ‡**a** W1‡**b** PL265
210	10 | ‡**a** PLoS Med‡**2** DNLM
245	00 | ‡**a** PLoS medicine.
246	3_ | ‡**a** Public Library of Science medicine
246	30 | ‡**a** Medicine
260	__ | ‡**a** San Francisco, CA :‡**b** Public Library of Science,‡**c** [2004]-
300	__ | ‡**a** v. :‡**b** ill. ;‡**c** 28 cm.

310 __ | ‡**a** Monthly
336 __ | ‡**a** text‡**b** txt‡**2** rdacontent
337 __ | ‡**a** unmediated‡**b** n‡**2** rdamedia
338 __ | ‡**a** volume‡**b** nc‡**2** rdacarrier
362 0_ | ‡**a** Vol. 1, issue 1 (Oct. 2004)-
500 __ | ‡**a** Title from cover.
500 __ | ‡**a** Print issues ceased with v. 11, no.3 (2014).
510 1_ | ‡**9** 1‡**a** MEDLINE‡**b** v1n1, Oct. 2004-
510 1_ | ‡**9** 1‡**a** PubMed‡**b** v1n1, Oct. 2004-
510 0_ | ‡**a** PMC
510 1_ | ‡**a** Index medicus
530 __ | ‡**a** Also issued online.
650 12 | ‡**a** Medicine
650 22 | ‡**a** Public Health
655 _2 | ‡**a** Periodical
710 2_ | ‡**a** Public Library of Science.
856 4_ | ‡**u** https://journals.plos.org/plosmedicine/
856 4_ | ‡**u** https://www.ncbi.nlm.nih.gov/pmc/journals/277/
911 __ | ‡**a** Electronic only, print ceased 2014. Confirmed 20160517
935 __ | ‡**a** (DNLM)1231360-nlmdb
992 __ | ‡**p** P2‡**e** EF‡**a** 20041105
993 __ | ‡**a** YMG‡**b** 20041117
994 __ | ‡**a** CDN‡**b** 20041117
995 __ | ‡**a** AUTH‡**b** 20041212‡**c** REV‡**d** 20211101
996 __ | ‡**a** CONSER‡**b** 20000101
998 __ | ‡**a** FER‡**b** 20130712
999 __ | ‡**a** AUTH
035 __ | ‡**a** (OCoLC)54674092

Connect with NLM

•

•

•

National Library of Medicine
8600 Rockville Pike
Bethesda, MD 20894

Web Policies
FOIA
HHS Vulnerability Disclosure

NLM Support Center
Accessibility
Careers

NLM | NIH | HHS | USA.gov

Attachment 53c

Medicine MeSH Descriptor Data 2022

Details | Qualifiers | MeSH Tree Structures | Concepts

MeSH Heading	Medicine
Tree Number(s)	H02.403
Unique ID	D008511
RDF Unique Identifier	http://id.nlm.nih.gov/mesh/D008511
Annotation	medicine only as a field, profession or discipline: differentiate from DELIVERY OF HEALTH CARE where the patient is emphasized; very general; it is divided broadly into experimental medicine (= BIOMEDICAL RESEARCH) & CLINICAL MEDICINE, a specialty devoted to the diagnosis & management of human patients; / legislation & jurisprudence = LEGISLATION, MEDICAL or JURISPRUDENCE or FORENSIC MEDICINE; LEGAL MEDICINE see FORENSIC MEDICINE is also available
Scope Note	The art and science of studying, performing research on, preventing, diagnosing, and treating disease, as well as the maintenance of health.
Entry Term(s)	Insurance Medicine Medical Specialities Medical Specialties Medical Specialty Specialities, Medical Specialties, Medical Specialty, Medical
See Also	Economics, Medical Education, Medical History of Medicine Insurance, Health Legislation, Medical
Public MeSH Note	1963; for SPECIALTIES, MEDICAL see SPECIALTIES, MEDICAL 1968-2009
History Note	1963
Entry Combination	economics:Economics, Medical education:Education, Medical ethics:Ethics, Medical

	history:History of Medicine
	legislation & jurisprudence:Legislation, Medical
Date Established	1963/01/01
Date of Entry	1999/01/01
Revision Date	2021/07/06

page delivered in 0.188s

Connect with NLM

National Library of Medicine
8600 Rockville Pike
Bethesda, MD 20894

Web Policies
FOIA
HHS Vulnerability Disclosure

NLM Support Center
Accessibility
Careers

NLM | NIH | HHS | USA.gov

Attachment 53d

OCLC 54674092 **No holdings in XXX - 66 other holdings**

Continuing Resources

								Rec Stat		**Entered**	20040310	**Replaced**	20220219195517.7
Type	a	**ELvl**		**Srce**	c	**GPub**		**Ctrl**		**Lang**	eng		
BLvl	s	**Form**		**Conf**	0	**Freq**	m	**MRec**		**Ctry**	cau		
S/L	0	**Orig**		**EntW**		**Regl**	r	**Alph**	a				
Desc	a	**SrTp**	p	**Cont**		**DtSt**	c	**Dates**	2004	,	9999		

010 2004212194
040 NSD $b eng $c NSD $d MYG $d NLM $d MYG $d DLC $d OCL $d DLC $d MYG $d LVB $d OCLCQ $d UKMGB $d OCLCQ $d OCLCF $d OCLCQ $d OCLCO
012 $k 1 $l 1
016 7 101231360 $2 DNLM
016 7 013021681 $2 Uk
019 1001199621
022 0 1549-1277 $l 1549-1277 $2 1
037 $b PLoS Medicine Subscriptions, PO Box 1897, Lawrence, KS 66044 $c $$160.00
042 pcc $a nsdp
050 00 R11 $b .P686
060 00 W1 $b PL265
082 10 610 $2 13
090 $b
210 10 PLoS Med $2 dnlm
222 0 PLoS medicine
245 00 PLoS medicine / $c Public Library of Science.
246 3 Public Library of Science medicine
246 30 Medicine
260 San Francisco, CA : $b Public Library of Science, $c [2004]-
300 volumes : $b illustrations ; $c 28 cm
310 Monthly
336 text $b txt $2 rdacontent
337 unmediated $b n $2 rdamedia
338 volume $b nc $2 rdacarrier
362 0 Vol. 1, issue 1 (Oct. 2004)-
500 Title from cover.
530 Also issued online.
588 Latest issue consulted: Vol. 2, issue 1 (Jan. 2005).
650 0 Medicine $v Periodicals.
650 0 Public health $v Periodicals.
650 0 Public health.
650 12 Medicine $0 (DNLM)D008511
650 22 Public Health $0 (DNLM)D011634
650 6 Médecine $0 (CaQQLa)201-0055077 $v Périodiques. $0 (CaQQLa)201-0378307
650 6 Santé publique $0 (CaQQLa)201-0001294 $v Périodiques. $0 (CaQQLa)201-0378307

650 6 Santé publique. $0 (CaQQLa)201-0001294
650 7 public health. $2 aat $0 (CStmoGRI)aat300132827
650 7 Medicine. $2 fast $0 (OCoLC)fst01014893
650 7 Public health. $2 fast $0 (OCoLC)fst01082238
655 2 Periodical $0 (DNLM)D020492
655 7 Periodicals. $2 fast $0 (OCoLC)fst01411641
710 2 Public Library of Science.
776 1 $t PLoS medicine (Online) $x 1549-1676 $w (DLC) 2004212195 $w (OCoLC)54674152
856 41 $u http://medicine.plosjournals.org/

Attachment 53e

Case No.: IPR2023-00208
U.S. Patent No. 11,013,250

LC control no.: sh2008107665
LCCN Permalink: https://lccn.loc.gov/sh2008107665
HEADING: Medicine Periodicals

000 00451cz a2200169n 450
001 7458312
005 20110729160524.0
008 080304|| anannbabn |n ana
010 __ |**a** sh2008107665
035 __ |**a** (DLC)383840
035 __ |**a** (DLC)sh2008107665
040 __ |**a** DLC |**b** eng |**c** DLC
150 __ |**a** Medicine |**v** Periodicals
667 __ |**a** Record generated for validation purposes.
670 __ |**a** Work cat.: Fa lü yu yi xue za zhi =,
906 __ |**t** 8888 |**u** te00 |**v** 0
953 __ |**a** te00

Save, Print or Email Records (View Help)	
Select Download Format: Text (Labelled Display)	Press to SAVE or PRINT
Email Text (Labelled Display) to:	Press to SEND EMAIL

Library of Congress
URL: https://www.loc.gov/

Mailing Address:
101 Independence Ave,
S.E.
Washington, DC 20540

Library of Congress Authorities
URL: http://authorities.loc.gov/
Library of Congress Online Catalog
URL: https://catalog.loc.gov/

Questions, comments, error reports: Contact Us

Attachment 53f

Case No.: IPR2023-00208
U.S. Patent No. 11,013,250

LC control no.: sh 85108638
LCCN Permalink: https://lccn.loc.gov/sh85108638
HEADING: Public health

000 01617cz a2200409n 450
001 4758202
005 20190825061729.0
008 860211i| anannbabn |a ana
010 __ |**a** sh 85108638
035 __ |**a** (DLC)sh 85108638
035 __ |**a** (DLC)5805219
035 __ |**a** (DLC)sp 85108638
035 __ |**a** (DLC)461089
040 __ |**a** DLC |**c** DLC |**d** DLC
053 _0 |**a** RA
150 __ |**a** Public health
360 __ |**i** subdivision |**a** Health and hygiene |**i** under ethnic groups and classes of persons; and subdivision |**a** Health aspects |**i** under topics and individual wars, e.g. |**a** Recreation areas--Health aspects; World War, 1939-1945--Health aspects
450 __ |**a** Community health
450 __ |**a** Health services
450 __ |**w** nne |**a** Hygiene, Public
450 __ |**a** Hygiene, Social
450 __ |**a** Public health services
450 __ |**a** Public hygiene
450 __ |**a** Social hygiene
550 __ |**w** g |**a** Health
550 __ |**w** g |**a** Human services
550 __ |**a** Biosecurity
550 __ |**a** Health literacy
550 __ |**a** Medicine, Preventive
550 __ |**a** National health services
550 __ |**a** Sanitation

670 __ |**a** CDC Foundation web site, viewed March 14, 2019 |**b** (What is public health? Public health is the science of protecting and improving the health of people and their communities. This work is achieved by promoting healthy lifestyles, researching disease and injury prevention, and detecting, preventing and responding to infectious diseases)

906 __ |**t** 1012 |**u** tc03 |**v** 0

910 __ |**a** Record saved by td04 on 03/14/2019 at 12:07:00

910 __ |**a** Proposal saved by tc09 on 07/22/2013 at 10:41:25

953 __ |**a** xx00 |**b** td04

906 __ |**t** 1307 |**v** 0

Previous Next

Save, Print or Email Records (View Help)

Select Download Format: Text (Labelled Display) Press to SAVE or PRINT

Email Text (Labelled Display) to:
Press to SEND EMAIL

Help - Search - Search History - Headings List - Start Over

Library of Congress
URL: https://www.loc.gov/

Mailing Address:
101 Independence Ave,
S.E.
Washington, DC 20540

Library of Congress Authorities
URL: http://authorities.loc.gov/
Library of Congress Online Catalog
URL: https://catalog.loc.gov/

Questions, comments, error reports: Contact Us

Attachment 54a

```
001    994100000007806473
006    m     o  d |
007    cr#cnu||||||||
008    190510s2019    ne      o     000 0 eng d
005    20221102120359.0
020    ##$a0-08-101984-X
035    ##$a(CKB)4100000007806473
035    ##$a(MiAaPQ)EBC5752419
040    ##$aMiAaPQ $beng $erda $epn $cMiAaPQ $dMiAaPQ
050    #4$aQD71.5 $b.E539 2019
082    0#$a543.03 $223
245    00$aEncyclopedia of analytical science. / $cPaul Worsfold
[and three others], editors in chief.
250    ##$aThird edition.
264    #1$aAmsterdam, Netherlands : $bElsevier, $c[2019]
264    #4$c©2019
300    ##$a1 online resource (5,402 pages)
336    ##$atext $btxt $2rdacontent
337    ##$acomputer $bc $2rdamedia
338    ##$aonline resource $bcr $2rdacarrier
588    ##$aDescription based on print version record.
650    #0$aChemistry, Analytic $vEncyclopedias.
655    #4$aElectronic books.
700    1#$aWorsfold, Paul, $eeditor.
776    ##$z0-08-101983-1
906    ##$aBOOK
```

Attachment 54b

OCLC 1090140183 **No holdings in XXX - 87 other holdings**

Books

								Rec Stat		Entered	20190319	Replaced	20220606113002.4
Type	a	ELvl		Srce	d	Audn		Ctrl		Lang	eng		
BLvl	m	Form	o	Conf	0	Biog		MRec		Ctry	ne		
		Cont		GPub		LitF	0	Indx	0				
Desc	i	Ills		Fest	0	DtSt	s	Dates	2019,				

007 c $b r $d c $e n $f u $g --- $h u $i n $j u $k u $l u
040 OPELS $b eng $e rda $e pn $c OPELS $d STF $d OCLCO $d CNCGM $d UKAHL $d OCL $d OCLCO $d OCLCQ $d DKU $d OCLCO
020 9780081019849 $q (electronic bk.)
020 008101984X $q (electronic bk.)
020 $z 9780081019832
020 $z 0081019831
050 4 QD71.5
082 04 543.03 $2 23
090 $b
245 00 Encyclopedia of analytical science.
250 Third edition / $b editor in chief, Paul J. Worsfold, Alan Townshend, Colin F. Poole, Manuel Miró.
264 1 Amsterdam : $b Elsevier, $c 2019.
300 1 online resource (10 volumes)
336 text $b txt $2 rdacontent
337 computer $b c $2 rdamedia
338 online resource $b cr $2 rdacarrier
588 0 Print version record.
520 The third edition of the Encyclopedia of Analytical Science is a definitive collection of articles covering the latest technologies in application areas such as medicine, environmental science, food science and geology. Meticulously organized, clearly written and fully interdisciplinary, the Encyclopedia of Analytical Science provides foundational knowledge across the scope of modern analytical chemistry, linking fundamental topics with the latest methodologies. Articles will cover three broad areas: analytical techniques (e.g., mass spectrometry, liquid chromatography, atomic spectrometry); areas of application (e.g., forensic, environmental and clinical); and analytes (e.g., arsenic, nucleic acids and polycyclic aromatic hydrocarbons), providing a one-stop resource for analytical scientists.--"Provided by publisher's website'.
650 0 Analytical chemistry $v Encyclopedias.
650 6 Chimie analytique $0 (CaQQLa)201-0008034 $v Encyclopédies. $0 (CaQQLa)201-0377762
650 7 Analytical chemistry. $2 fast $0 (OCoLC)fst00853459
655 4 Electronic books.
655 7 encyclopedias. $2 aat $0 (CStmoGRI)aatgf300129439
655 7 Encyclopedias. $2 fast $0 (OCoLC)fst01423798
655 7 Encyclopedias. $2 lcgft
655 7 Encyclopédies. $2 rvmgf $0 (CaQQLa)RVMGF-000001062
700 1 Worsfold, Paul, $e editor.
700 1 Townshend, A. $q (Alan), $d 1939- $e editor.

700 1 Poole, C. F., $e editor.
700 1 Miró, Manuel, $e editor.
776 08 $i Print version: $t Encyclopedia of analytical science. $b Third edition. $d Amsterdam : Elsevier, 2019 $z 9780081019832 $w (OCoLC)1085145007
856 40 $3 ScienceDirect $u https://www.sciencedirect.com/science/referenceworks/9780081019849
856 40 $3 VLeBooks $u
http://www.vlebooks.com/vleweb/product/openreader?id=none&isbn=9780081019849

Attachment 55a

```
001    99162057600001451
005    20220809213022.0
008    751101c19669999njusx p       0   a0eng c
010    ##$a   66009863
016    7#$a0042124 $2DNLM
016    7#$aI26440000 $2DNLM
016    7#$a009858315 $2Uk
019    ##$a44864870 $a219836676 $a277019878 $a396110675 $a444722435
$a501415580 $a607107100 $a630053296 $a641875812 $a980597641
$a988628851 $a1201537271
022    0#$a0020-7136 $l0020-7136 $21
030    ##$aIJCNAW
032    ##$a761950 $bUSPS
035    ##$a(OCoLC)01753562 $z(OCoLC)44864870 $z(OCoLC)219836676
$z(OCoLC)277019878 $z(OCoLC)396110675 $z(OCoLC)444722435
$z(OCoLC)501415580 $z(OCoLC)607107100 $z(OCoLC)630053296
$z(OCoLC)641875812 $z(OCoLC)980597641 $z(OCoLC)988628851
$z(OCoLC)1201537271
035    ##$a(OCoLC)ocm01753562
040    ##$aMUL $beng $cMUL $dOCL $dCOO $dNSD $dDLC $dIUL $dSER $dRCS
$dAIP $dDLC $dNSD $dNLM $dHUL $dNSD $dAGL $dMYG $dCUS $dSBH $dGUA
$dCUS $dOCL $dNSD $dDLC $dOCLCQ $dIUL $dEEM $dOCLCQ $dFEO $dOCLCQ
$dAMAUA $dW2U $dUKMGB $dOCLCF $dOCLCO $dOCLCQ $dEUW $dOCLCO $dOCLCQ
$dOCLCO $dCGU $dIUL $dOCLCO $dOCLCA $dPUL
041    0#$aeng $afre
042    ##$ansdp $apcc
049    ##$aMAIN
050    00$aRC261 $b.A34
060    0#$aW1 IN766B
070    0#$aRC261.A34
072    #0$aX380
082    04$a616.9/94/005
210    1#$aInt. j. cancer $b(Print)
222    #0$aInternational journal of cancer $b(Print)
245    00$aInternational journal of cancer. $bJournal international
du cancer.
246    1#$iBeginning in 1995, an additional annual vol. of six
bimonthly numbers is issued, with title: $aInternational journal of
cancer. $pPredictive oncology
246    1#$iBeginning in 2000, a second additional annual vol. of six
bimonthly numbers is issued, with title: $aInternational journal of
cancer. $pRadiation oncology investigations
246    30$aPredictive oncology
246    30$aRadiation oncology investigations
246    31$aJournal international du cancer
260    ##$aNew York, NY $bWiley-Liss
260    ##$3<2005-> $aHoboken, N.J. : $bWiley
300    ##$avolumes $billustrations $c25-28 cm
310    ##$aThirty no. a year, $b<2005->
```

```
321    ##$aSemimonthly, $b1966-
336    ##$atext $btxt $2rdacontent
337    ##$aunmediated $bn $2rdamedia
338    ##$avolume $bnc $2rdacarrier
362    0#$av. 1- Jan. 1966-
550    ##$aPublication of the International Union Against Cancer,
<1999->
510    2#$aChemical abstracts $x0009-2258
515    ##$aVol. numbering of additional annual vols. follows after
that of main title each year, e.g., for 2000, v. 85-88 =
International journal of cancer; v. 89 = International journal of
cancer. Predictive oncology; v. 90 = International journal of
cancer. Radiation oncology investigations.
588    ##$aLatest issue consulted: Vol. 116, no. 6 (10 Oct. 2005).
546    ##$aEnglish and French.
650    #0$aCancer $vPeriodicals.
650    #0$aCancer $xPrevention $vPeriodicals.
650    12$aNeoplasms.
650    #7$aCancer. $2fast $0(OCoLC)fst00845317
650    #7$aCancer $xPrevention. $2fast $0(OCoLC)fst00845452
655    #2$aPeriodical.
655    #7$aPeriodicals. $2fast $0(OCoLC)fst01411641
655    #7$aPeriodicals. $2lcgft
$0http://id.loc.gov/authorities/genreForms/gf2014026139 $0(uri)
http://id.loc.gov/authorities/genreForms/gf2014026139
655    #7$aPeriodicals. $2rbgenr
770    0#$tInternational journal of cancer. Supplement $g1987-2002
$x0898-6924 $w(DLC)sc 88034112 $w(OCoLC)16689456
710    2#$aInternational Union against Cancer, $eissuing body.
776    08$iOnline version: $tInternational journal of cancer
(Online) $x1097-0215 $w(DLC)sn 97001399 $w(OCoLC)38172448
780    00$tActa $x0365-3056 $w(DLC)sn 80003118 $w(OCoLC)1183234
780    05$tRadiation oncology investigations $g2000 $x1065-7541
$w(DLC)sn 92003585 $w(OCoLC)26716443
891    20$9853 $81 $av. $bno. $u6 $vr $i(year) $j(month) $k(day)
$w30 $x01,03,05,08,10
$ypm01,01,01,02,02,03,03,03,04,04,05,05,05,06,06,07,07,07,08,08,09,
09,09,10,10,11,11,11,12,12
891    41$9863 $81.1 $a<113> $b<1> $i<2005> $j<01> $k<01>
856    41$3Wiley Online Library
$uhttp://onlinelibrary.wiley.com/journal/10.1002/(ISSN)1097-0215
856    4#$uhttp://www.interscience.wiley.com/jpages/0020-7136/
$zThis former electronic address redirects to current address when
searched on March 24, 2015.
970    ##$aSet 344 $9LOCAL
978    ##$a.b20069169 $9LOCAL
994    ##$a92 $bOCACL
```

Attachment 55b

Case No.: IPR2023-00208
U.S. Patent No. 11,013,250

LC control no.: sh2008100056
LCCN Permalink: https://lccn.loc.gov/sh2008100056
HEADING: Cancer Periodicals

000 00450cz a2200169n 450
001 7424842
005 20110729160013.0
008 080206|| anannbabn |n ana
010 __ |**a** sh2008100056
035 __ |**a** (DLC)374382
035 __ |**a** (DLC)sh2008100056
040 __ |**a** DLC |**b** eng |**c** DLC
150 __ |**a** Cancer |**v** Periodicals
667 __ |**a** Record generated for validation purposes.
670 __ |**a** Work cat.: Progress in oncology, c2001-
906 __ |**t** 8888 |**u** te00 |**v** 0
953 __ |**a** te00

Save, Print or Email Records (View Help)

Select Download Format: Text (Labelled Display) Press to SAVE or PRINT

Email Text (Labelled Display) to: Press to SEND EMAIL

Library of Congress
URL: https://www.loc.gov/

Mailing Address:
101 Independence Ave,
S.E.
Washington, DC 20540

Library of Congress Authorities
URL: http://authorities.loc.gov/
Library of Congress Online Catalog
URL: https://catalog.loc.gov/

Questions, comments, error reports: Contact Us

Attachment 55c

Case No.: IPR2023-00208
U.S. Patent No. 11,013,250

The Library of Congress

>> Go to Library of Congress Online Catalog

LIBRARY OF CONGRESS AUTHORITIES

Help | New Search | Search History | Headings List | Start Over

Previous Next

MARC Display | Labelled Display

LC control no.: sh 85019527
LCCN Permalink: https://lccn.loc.gov/sh85019527
HEADING: Cancer Prevention

000 00423cz a2200169n 450
001 4672108
005 20110729102707.0
008 860211|| anannbabn |n ana
010 __ |**a** sh 85019527
035 __ |**a** (DLC)sh 85019527
035 __ |**a** (DLC)18793
040 __ |**a** DLC |**c** DLC |**d** DLC
053 _0 |**a** RC268 |**b** RC268.15
150 __ |**a** Cancer |**x** Prevention
681 __ |**i** Example under |**a** Medicine, Preventive
906 __ |**t** 8741 |**u** fk07 |**v** 0
953 __ |**a** xx00 |**b** fj25

Previous Next

Save, Print or Email Records (View Help)

Select Download Format: Text (Labelled Display) Press to SAVE or PRINT

Email Text (Labelled Display) to: Press to SEND EMAIL

Help - Search - Search History - Headings List - Start Over

Library of Congress
URL: https://www.loc.gov/

Mailing Address:
101 Independence Ave,
S.E.
Washington, DC 20540

Library of Congress Authorities
URL: http://authorities.loc.gov/
Library of Congress Online Catalog
URL: https://catalog.loc.gov/

Questions, comments, error reports: Contact Us

Attachment 55d

OCLC 1753562 **No holdings in XXX - 319 other holdings**

Continuing Resources

								Rec Stat		**Entered**	19751101	**Replaced**	20220809170641.2
Type	a	**ELvl**		**Srce**	c	**GPub**		**Ctrl**		**Lang**	eng		
BLvl	s	**Form**		**Conf**	0	**Freq**	s	**MRec**		**Ctry**	nju		
S/L	0	**Orig**		**EntW**		**Regl**	x	**Alph**	a				
Desc		**SrTp**	p	**Cont**		**DtSt**	c	**Dates**	1966	,	9999		

010 66009863
040 MUL $b eng $c MUL $d OCL $d COO $d NSD $d DLC $d IUL $d SER $d RCS $d AIP $d DLC $d NSD $d NLM $d HUL $d NSD $d AGL $d MYG $d CUS $d SBH $d GUA $d CUS $d OCL $d NSD $d DLC $d OCLCQ $d IUL $d EEM $d OCLCQ $d FEO $d OCLCQ $d AMAUA $d W2U $d UKMGB $d OCLCF $d OCLCO $d OCLCQ $d EUW $d OCLCO $d OCLCQ $d OCLCO $d CGU $d IUL $d OCLCO $d OCLCA $d PUL
016 7 0042124 $2 DNLM
016 7 I26440000 $2 DNLM
016 7 009858315 $2 Uk
019 44864870 $a 219836676 $a 277019878 $a 396110675 $a 444722435 $a 501415580 $a 607107100 $a 630053296 $a 641875812 $a 980597641 $a 988628851 $a 1201537271
022 0 0020-7136 $l 0020-7136 $2 1
030 IJCNAW
032 761950 $b USPS
041 0 eng $a fre
042 nsdp $a pcc
050 00 RC261 $b .A34
060 0 W1 IN766B
070 0 RC261.A34
072 0 X380
082 04 616.9/94/005
090 $b
210 1 Int. j. cancer $b (Print)
222 0 International journal of cancer $b (Print)
245 00 International journal of cancer. $b Journal international du cancer.
246 1 $i Beginning in 1995, an additional annual vol. of six bimonthly numbers is issued, with title: $a International journal of cancer. $p Predictive oncology
246 1 $i Beginning in 2000, a second additional annual vol. of six bimonthly numbers is issued, with title: $a International journal of cancer. $p Radiation oncology investigations
246 30 Predictive oncology
246 30 Radiation oncology investigations
246 31 Journal international du cancer
260 New York, NY $b Wiley-Liss
260 $3 <2005- $a Hoboken, N.J. : $b Wiley
300 volumes $b illustrations $c 25-28 cm
310 Thirty no. a year, $b <2005-
321 Semimonthly, $b 1966-
336 text $b txt $2 rdacontent

337 unmediated $b n $2 rdamedia
338 volume $b nc $2 rdacarrier
362 0 v. 1- Jan. 1966-
510 2 Chemical abstracts $x 0009-2258
515 Vol. numbering of additional annual vols. follows after that of main title each year, e.g., for 2000, v. 85-88 = International journal of cancer; v. 89 = International journal of cancer. Predictive oncology; v. 90 = International journal of cancer. Radiation oncology investigations.
546 English and French.
550 Publication of the International Union Against Cancer, <1999-
588 Latest issue consulted: Vol. 116, no. 6 (10 Oct. 2005).
650 0 Cancer $v Periodicals.
650 0 Cancer $x Prevention $v Periodicals.
650 12 Neoplasms. $0 (DNLM)D009369
650 7 Cancer. $2 fast $0 (OCoLC)fst00845317
650 7 Cancer $x Prevention. $2 fast $0 (OCoLC)fst00845452
655 2 Periodical. $0 (DNLM)D020492
655 7 Periodicals. $2 fast $0 (OCoLC)fst01411641
655 7 Periodicals. $2 lcgft $0 http://id.loc.gov/authorities/genreForms/gf2014026139 $0 (uri) http://id.loc.gov/authorities/genreForms/gf2014026139
655 7 Periodicals. $2 rbgenr
710 2 International Union against Cancer, $e issuing body.
770 0 $t International journal of cancer. Supplement $g 1987-2002 $x 0898-6924 $w (DLC)sc 88034112 $w (OCoLC)16689456
776 08 $i Online version: $t International journal of cancer (Online) $x 1097-0215 $w (DLC)sn 97001399 $w (OCoLC)38172448
780 00 $t Acta $x 0365-3056 $w (DLC)sn 80003118 $w (OCoLC)1183234
780 05 $t Radiation oncology investigations $g 2000 $x 1065-7541 $w (DLC)sn 92003585 $w (OCoLC)26716443
856 41 $3 Wiley Online Library $u http://onlinelibrary.wiley.com/journal/10.1002 /(ISSN)1097-0215
856 4 $u http://www.interscience.wiley.com/jpages/0020-7136/ $z This former electronic address redirects to current address when searched on March 24, 2015.

Attachment 56a

Case No.: IPR2023-00208
U.S. Patent No. 11,013,250

Springer Link Search Log in

MINI-REVIEW | Published: August 1997

Production of D-ribose by fermentation

P. De Wulf & E. J. Vandamme

Applied Microbiology and Biotechnology **48**, 141–148 (1997) | Cite this article

437 Accesses | **36** Citations | **9** Altmetric | Metrics

Abstract

The production of D-ribose by fermentation has received much attention lately, possibly because of the use of this pentose to synthesize antiviral and anticancer drugs. This review briefly outlines the methods that have been used to synthesize D-ribose since it was identified in yeast RNA, and focuses in particular on the latest developments in D-ribose fermentation, which have led to D-ribose yields that exceed 90 g/l. Furthermore, the various transketolase-deficient D-ribose-producing mutants that are used, and the biochemical and genetic rationales applied to select them or to enhance their D-ribose productivities, are dealt with. Attention is also drawn to the unusual pleiotropic characteristics of the mutant strains, as well as to the industrial and academic applications of D-ribose.

This is a preview of subscription content, access via your institution.

Access options

Buy article PDF

USD 39.95

Rent this article via DeepDyve.

Price excludes VAT (USA)
Tax calculation will be finalised during checkout.

Instant access to the full article PDF.

Learn more about Institutional subscriptions

Author information

Authors and Affiliations

Department of Microbiology and Molecular Genetics, Harvard Medical School, 200 Longwood Avenue, Boston, MA 02115, USA, , , , , , US

P. De Wulf

Laboratory of Industrial Microbiology and Biocatalysis, Department of Biochemical and Microbial Technology, Faculty of Agricultural and Applied Biological Sciences, University of Gent, Coupure links 653, B-9000 Gent, Belgium Fax: ++ 32 9 264 62 31 Tel: ++ 32 9 264 60 27 e-mail: Erick.Vandamme@rug.ac.be, , , , , , BE

E. J. Vandamme

Additional information

Received: 29 January 1997 / Received revision: 13 March 1997 / Accepted: 15 March 1997

Rights and permissions

Reprints and Permissions

About this article

Cite this article

Wulf, P., Vandamme, E. Production of D-ribose by fermentation. *Appl Microbiol Biotechnol* **48**, 141–148 (1997). https://doi.org/10.1007/s002530051029

Download citation

Issue Date

August 1997

DOI

https://doi.org/10.1007/s002530051029

Keywords

Fermentation | Mutant Strain | Anticancer Drug | Pentose | Late Development

Over 10 million scientific documents at your fingertips

Academic Edition | Corporate Edition

Home | Impressum | Legal information | Privacy statement | California Privacy Statement | How we use cookies | Manage cookies/Do not sell my data | Accessibility | FAQ | Contact us | Affiliate program

Not logged in - 67.164.195.239

Not affiliated

SPRINGER NATURE

© 2022 Springer Nature Switzerland AG. Part of Springer Nature.

Attachment 56b

```
001    99954925487774
005    20210111030444.9
006    m-----o--d--------
007    cr-mnu||||||||
008    990208c19849999gw-sx-pso-----0----0eng-c
010    ##$a  2004233650
016    7#$a013087676 $2Uk
022    ##$a1432-0614
035    ##$a(OCoLC)40750225
035    ##$a(CKB)954925487774
035    ##$a(CONSER)--2004233650
042    ##$apcc
050    00$aQR53
060    00$aW1 $bAP528B
082    04$a660.6205 $219
130    0#$aApplied microbiology and biotechnology (Online)
210    ##$aAPPL MICROBIOL BIOTECHNOL
210    ##$aAPPL MICROBIOL BIOT
210    ##$aAPPL MICR B
210    ##$aAPPLIED MICROBIOLOGY & BIOTECHNOLOGY
210    ##$aAPPL. MICROBIOL. BIOTECHNOL
245    10$aApplied microbiology and biotechnology.
246    17$aAppl microbiol biotechnol
260    ##$aHeidelberg : $bSpringer-Verlag
310    ##$a24 issues per year, $b<2011->
321    ##$a17 no. a year, $b2003-
321    ##$aFrequency varies, $b<1995>-2002
336    ##$atext $btxt $2rdacontent
337    ##$acomputer $bc $2rdamedia
338    ##$aonline resource $bcr $2rdacarrier
362    1#$aPrint began with vol. 19, no. 1 (1984).
500    ##$aRefereed/Peer-reviewed
515    ##$aSome issues combined.
538    ##$aMode of access: World Wide Web.
588    ##$aDescription based on: Vol. 44, no. 1/2 (Dec. 1995); title
from contents screen (Springer LINK, viewed May 4, 2004).
588    ##$aLatest issue consulted: Volume 102, issue 17 (September
2018) (Springer Link, viewed August 17, 2018).
650    #0$aIndustrial microbiology $vPeriodicals.
650    #0$aBiotechnology $vPeriodicals.
650    #6$aMicrobiologie $vPériodiques.
650    #6$aBiotechnologie $vPériodiques.
650    #7$aBiotechnology. $2fast $0(OCoLC)fst00832729
650    #7$aIndustrial microbiology. $2fast $0(OCoLC)fst00971352
650    #2$aMicrobiology.
650    #2$aMedical Laboratory Science.
655    #7$aPeriodicals. $2lcgft
655    #7$aPeriodicals. $2fast $0(OCoLC)fst01411641
655    #0$aElectronic journals.
```

780 00$tEuropean journal of applied microbiology and biotechnology $w(CKB)954928543201 $w(DLC)80640613
776 ##$x0175-7598
906 ##$aJOURNAL

Attachment 56c

Skip to main content

An official website of the United States government

Here's how you know

Here's how you know

Menu

- MARC Download

NLM MMS_ID 995882893406676

- Download MARCXML
- Download MARC21

LDR	02009cas a2200565 a 4500
001	995882893406676
005	20220429120744.0
007	cr|cn ||||||||
008	840531c19849999gw x p 0 0eng
010	__ | ‡**a** 84643093‡**z** sn 84001133
022	__ | ‡**a** 0175-7598‡**l** 0175-7598‡**9** PY‡**y** 0171-1741‡**7** (Print)
022	__ | ‡**a** 1432-0614‡**9** EN‡**7** (Electronic)
030	__ | ‡**a** AMBIDG
035	__ | ‡**9** 8406612
040	__ | ‡**a** DNLM‡**c** DNLM
041	0_ | ‡**a** eng
044	__ | ‡**9** Germany
060	00 | ‡**a** W1‡**b** AP528B
210	10 | ‡**a** Appl Microbiol Biotechnol‡**2** DNLM
222	_0 | ‡**a** Applied microbiology and biotechnology
245	00 | ‡**a** Applied microbiology and biotechnology.
246	2_ | ‡**0** APPL MICROBIOL BIOTECHNOL‡**9** n
260	__ | ‡**a** Berlin‡**a** ; New York :‡**b** Springer International,‡**c** c1984-
300	__ | ‡**a** v. :‡**b** ill.
310	__ | ‡**a** Eighteen no. a year,‡**b** 2002-

321	__ |	‡**a** Twelve no. a year‡**b** -1995
336	__ |	‡**a** text‡**b** txt‡**2** rdacontent
337	__ |	‡**a** unmediated‡**b** n‡**2** rdamedia
338	__ |	‡**a** volume‡**b** nc‡**2** rdacarrier
362	0_ |	‡**a** Vol. 19, no. 1 (Jan. 1984)-
500	__ |	‡**a** Title from cover.
510	1_ |	‡**9** 1‡**a** MEDLINE‡**b** v49n4, Apr. 1998-
510	0_ |	‡**9** 1‡**a** PubMed‡**b** v49n4, Apr. 1998-
510	1_ |	‡**a** Index medicus
530	__ |	‡**a** Also issued online.
583	__ |	‡**3** Vol. 32, no. 3 (DEC 1989)‡**c** 19900108‡**f** Notice published‡**l** Printed on acid-free paper‡**x** Further review is required to determine exactly when acid-free paper was first used for this title
650	_2 |	‡**a** Biomedical Technology
650	_2 |	‡**a** Microbiology
655	_2 |	‡**a** Periodical
780	00 |	‡**t** European journal of applied microbiology and biotechnology‡**x** 0171-1741‡**w** (OCoLC)3929117
856	4_ |	‡**u** https://link.springer.com/journal/253
911	__ |	‡**a** Electronic and print, print canceled 2017
914	__ |	‡**a** Portico‡**b** Current to 2022 as of 20220118‡**c** ISSN_01757598
935	__ |	‡**a** (DNLM)588289-nlmdb
995	__ |	‡**a** AUTH‡**b** 19840531‡**c** REV‡**d** 20220123
996	__ |	‡**a** NOTCNSR‡**b** 20000101
998	__ |	‡**a** ERMSLC 118128‡**b** 20080512
999	__ |	‡**a** AUTH
035	__ |	‡**a** (DNLM)A57695000(s)
035	__ |	‡**a** (OCoLC)10397249

Connect with NLM

•

•

•

National Library of Medicine
8600 Rockville Pike
Bethesda, MD 20894

Web Policies
FOIA
HHS Vulnerability Disclosure

NLM Support Center
Accessibility
Careers

NLM | NIH | HHS | USA.gov

Attachment 57a

Case No.: IPR2023-00208
U.S. Patent No. 11,013,250

ACS Publications
Most Trusted. Most Cited. Most Read.

ADVERTISEMENT

Get e-Alerts

Structured Fluids as Microreactors for Flavor Formation by the Maillard Reaction

S. Vauthey, Ch. Milo, Ph. Frossard, N. Garti, M. E. Leser, and H. J. Watzke

View Author Information

Cite this: *J. Agric. Food Chem.* 2000, 48, 10, 4808–4816
Publication Date: September 7, 2000
https://doi.org/10.1021/jf991254a
Copyright © 2000 American Chemical Society
RIGHTS & PERMISSIONS

Article Views 672 | Altmetric - | Citations 66
LEARN ABOUT THESE METRICS

Share Add to Export
RIS

Read Online

PDF (174 KB)

ACS Publications
Most Trusted. Most Cited. Most Read.

Thermal reactions of cysteine/furfural and cysteine/ribose mixtures were studied in model systems to gain more insight into the influence of structured fluids such as L_2 microemulsions and cubic phases on the generation of aroma compounds. Formation of 2-furfurylthiol from cysteine/furfural was particularly efficient in L_2 microemulsions and cubic phases compared to aqueous systems. The reaction led to the formation of two new sulfur compounds, which were identified as 2-(2-furyl)thiazolidine and, tentatively, *N*-(2-mercaptovinyl)-2-(2-furyl)thiazolidine. Similarly, generation of 2-furfurylthiol and 2-methyl-3-furanthiol from cysteine/ribose mixtures was strongly enhanced in structured fluids. The cubic phase was shown to be even more efficient in flavor generation than the L_2 microemulsion. It was denoted "cubic catalyst" or "cubic selective microreactor". The obtained results are interpreted in terms of a surface and curvature control of the reactions defined by the structural properties of the formed surfactant associates.

Keywords: Microemulsion; cubic phase; structured fluids; Maillard reaction; formation of thiols; flavor precursors; 2-furfurylthiol

* Author to whom correspondence should be addressed (telephone +21/785-8026; fax +21/785-8554; e-mail heribert.watzke@rdls.nestle.ch).

Cited By

Citation Statements beta

Supporting	Mentioning	Contrasting
4	57	0

Explore this article's citation statements on **scite.ai**

powered by scite_

This article is cited by 66 publications.

ACS Publications
Most Trusted. Most Cited. Most Read.

2. Antonio Dario Troise, Claire C. Berton-Carabin, Paola Vitaglione, Vincenzo Fogliano. Formation of Taste-Active Pyridinium Betaine Derivatives Is Promoted in Thermally Treated Oil-in-Water Emulsions and Alkaline pH. *Journal of Agricultural and Food Chemistry* **2020,** *68* (18) , 5180-5188. https://doi.org/10.1021/acs.jafc.0c01446

3. Michael Duss, Livia Salvati Manni, Laurent Moser, Stephan Handschin, Raffaele Mezzenga, Henning J. Jessen, and Ehud M. Landau . Lipidic Mesophases as Novel Nanoreactor Scaffolds for Organocatalysts: Heterogeneously Catalyzed Asymmetric Aldol Reactions in Confined Water. *ACS Applied Materials & Interfaces* **2018,** *10* (5) , 5114-5124. https://doi.org/10.1021/acsami.7b19740

4. Natali Amar-Zrihen, Abraham Aserin, and Nissim Garti . Food Volatile Compounds Facilitating HII Mesophase Formation: Solubilization and Stability. *Journal of Agricultural and Food Chemistry* **2011,** *59* (10) , 5554-5564. https://doi.org/10.1021/jf200466e

5. David P. Siegel. Fourth-Order Curvature Energy Model for the Stability of Bicontinuous Inverted Cubic Phases in Amphiphile−Water Systems. *Langmuir* **2010,** *26* (11) , 8673-8683. https://doi.org/10.1021/la904838z

6. Mathieu Berchel, Cristelle Mériadec, Loïc Lemiègre, Franck Artzner, Jelena Jeftić and Thierry Benvegnu . Supramolecular Structures Based on New Bolaamphiphile Molecules Investigated by Small Angle and Wide Angle X-ray Scattering and Polarized Optical Microscopy. *The Journal of Physical Chemistry B* **2009,** *113* (47) , 15433-15444. https://doi.org/10.1021/jp905747r

7. N. Duerr-Auster,, J. Kohlbrecher,, T. Zuercher,, R. Gunde,, P. Fischer, and, E. Windhab. Microstructure and Stability of a Lamellar Liquid Crystalline and Gel Phase Formed by a Polyglycerol Ester Mixture in Dilute Aqueous Solution. *Langmuir* **2007,** *23* (26) , 12827-12834. https://doi.org/10.1021/la702242v

8. Matthieu Pouzot,, Raffaele Mezzenga,, Martin Leser,, Laurent Sagalowicz,, Samuel Guillot, and, Otto Glatter. Structural and Rheological Investigation of Fd3m Inverse Micellar Cubic Phases. *Langmuir* **2007,** *23* (19) , 9618-9628. https://doi.org/10.1021/la701206a

9. Raffaele Mezzenga,, Martin Grigorov,, Ziding Zhang,, Colin Servais,, Laurent Sagalowicz,, Alexandre I. Romoscanu,, Vikram Khanna, and, Cedric Meyer. Polysaccharide-Induced Order-to-Order Transitions in Lyotropic Liquid Crystals. *Langmuir* **2005,** *21* (14) , 6165-6169. https://doi.org/10.1021/la050905w

10. Livia Salvati Manni, Wye-Khay Fong, Raffaele Mezzenga. Lipid-based mesophases as matrices for nanoscale reactions. *Nanoscale Horizons* **2020,** *5* (6) , 914-927. https://doi.org/10.1039/D0NH00079E

11. Cang Huynh Mai, Tung Thanh Diep, Thuy T. T. Le, Viet Nguyen. Advances in colloidal dispersions: A review. *Journal of Dispersion Science and Technology* **2020,** *41* (4) , 479-494. https://doi.org/10.1080/01932691.2019.1591970

12. Da-Som Kim, Hoe-Sung Kim, Jookyeong Lee, Seong Jun Hong, Jin-Ju Cho, Kye Man Cho, Eui-Cheol Shin. Comprehensive changes in volatile/nonvolatile compounds and flavor and physicochemical characteristics in

Case No.: IPR2023-00208
U.S. Patent No. 11,013,250

ACS Publications
Most Trusted. Most Cited. Most Read.

13. Laurent Sagalowicz, Martin Michel, Ilmie Blank, Olivier Schafer, Martin E. Leser. Self-assembly in food — A concept for structure formation inspired by Nature. *Current Opinion in Colloid & Interface Science* **2017,** *28* , 87-95. https://doi.org/10.1016/j.cocis.2017.03.003

14. L. Sagalowicz, C. Moccand, T. Davidek, R. Ghanbari, I. Martiel, R. Negrini, R. Mezzenga, M. E. Leser, I. Blank, M. Michel. Lipid self-assembled structures for reactivity control in food. *Philosophical Transactions of the Royal Society A: Mathematical, Physical and Engineering Sciences* **2016,** *374* (2072) , 20150136. https://doi.org/10.1098/rsta.2015.0136

15. Antonio Dario Troise, Claire C. Berton-Carabin, Vincenzo Fogliano. Amadori products formation in emulsified systems. *Food Chemistry* **2016,** *199* , 51-58. https://doi.org/10.1016/j.foodchem.2015.11.110

16. Jijo J. Vallooran, Stephan Handschin, Samyuktha M. Pillai, Beatrice N. Vetter, Sebastian Rusch, Hans-Peter Beck, Raffaele Mezzenga. Lipidic Cubic Phases as a Versatile Platform for the Rapid Detection of Biomarkers, Viruses, Bacteria, and Parasites. *Advanced Functional Materials* **2016,** *26* (2) , 181-190. https://doi.org/10.1002/adfm.201503428

17. Angela E. Newton, Antony J. Fairbanks, Matt Golding, Paul Andrewes, Juliet A. Gerrard. The influence of emulsion structure on the Maillard reaction of ghee. *Food Chemistry* **2015,** *173* , 1243-1249. https://doi.org/10.1016/j.foodchem.2014.10.147

18. J.K. Parker. Thermal generation or aroma. **2015,,,** 151-185. https://doi.org/10.1016/B978-1-78242-103-0.00008-4

19. Manoj Kumar, Naganath G. Patil, Chandan Kumar Choudhury, Sudip Roy, Ashootosh V. Ambade, Guruswamy Kumaraswamy. Compact polar moieties induce lipid–water systems to form discontinuous reverse micellar phase. *Soft Matter* **2015,** *11* (27) , 5417-5424. https://doi.org/10.1039/C5SM00854A

20. Min Guo, Yang Zhang, Jinqing Li, Guoyuan Pan, Hao Yan, Yunjun Luo, Yiqun Liu. Ultrafine dispersion of a phosphate nucleating agent in a polypropylene matrix via the microemulsion method. *RSC Advances* **2014,** *4* (23) , 11931. https://doi.org/10.1039/c3ra46244g

21. S. Preis, D. Klauson, A. Gregor. Potential of electric discharge plasma methods in abatement of volatile organic compounds originating from the food industry. *Journal of Environmental Management* **2013,** *114* , 125-138. https://doi.org/10.1016/j.jenvman.2012.10.042

22. Raffaele Mezzenga. Physics of Self-Assembly of Lyotropic Liquid Crystals. **2012,,,** 1-20. https://doi.org/10.1002/9781118336632.ch1

23. Hyung Hee Baek. Process Flavors. **2012,,,** 91-104. https://doi.org/10.1002/9781118352434.ch7

24. Lara Manzocco, Monica Anese, Sonia Calligaris, Barbara Quarta, Maria Cristina Nicoli. Use of monoglyceride hydrogel for the production of low fat short dough pastry. *Food Chemistry* **2012,** *132* (1) , 175-180.

ACS Publications
Most Trusted. Most Cited. Most Read.

Vehicles. 2012,,, 140-160. https://doi.org/10.1002/9781119940083.ch6

26. Ling-Zhi Cheong, Zheng Guo, Bena-Marie Lue, Rikke Miklos, Shuang Song, Worawan Panpipat, Xuebing Xu. SURFACE ACTIVE LIPIDS AS ENCAPSULATION AGENTS AND DELIVERY VEHICLES. **2012,,,** 15-51. https://doi.org/10.1016/B978-0-9818936-7-9.50005-6

27. Nissim Garti, Dima Libster, Abraham Aserin. Lipid polymorphism in lyotropic liquid crystals for triggered release of bioactives. *Food & Function* **2012,** *3* (7) , 700. https://doi.org/10.1039/c2fo00005a

28. Angela E. Newton, Antony J. Fairbanks, Matt Golding, Paul Andrewes, Juliet A. Gerrard. The role of the Maillard reaction in the formation of flavour compounds in dairy products – not only a deleterious reaction but also a rich source of flavour compounds. *Food & Function* **2012,** *3* (12) , 1231. https://doi.org/10.1039/c2fo30089c

29. M.A. Augustin, C.M. Oliver. An overview of the development and applications of nanoscale materials in the food industry. **2012,,,** 3-39. https://doi.org/10.1533/9780857095657.1.1

30. E.J. Acosta. Association colloids as delivery systems: principles and applications in the food and nutraceutical industries. **2012,,,** 257-292. https://doi.org/10.1533/9780857095657.2.257

31. Monica Anese, Barbara Quarta, Lucie Peloux, Sonia Calligaris. Effect of formulation on the capacity of l-asparaginase to minimize acrylamide formation in short dough biscuits. *Food Research International* **2011,** *44* (9) , 2837-2842. https://doi.org/10.1016/j.foodres.2011.06.025

32. J.H. Hong, D.W. Jung, Y.S. Kim, S.M. Lee, K.O. Kim. Impacts of Glutathione Maillard Reaction Products on Sensory Characteristics and Consumer Acceptability of Beef Soup. *Journal of Food Science* **2010,** *75* (8) , S427-S434. https://doi.org/10.1111/j.1750-3841.2010.01783.x

33. Laurent Sagalowicz, Martin E. Leser. Delivery systems for liquid food products. *Current Opinion in Colloid & Interface Science* **2010,** *15* (1-2) , 61-72. https://doi.org/10.1016/j.cocis.2009.12.003

34. Sonia Calligaris, Sara Da Pieve, Gianmichele Arrighetti, Luisa Barba. Effect of the structure of monoglyceride–oil–water gels on aroma partition. *Food Research International* **2010,** *43* (3) , 671-677. https://doi.org/10.1016/j.foodres.2009.10.011

35. Chester A. Faunce, Henrich H. Paradies. Two new colloidal crystal phases of lipid A-monophosphate: Order-to-order transition in colloidal crystals. *The Journal of Chemical Physics* **2009,** *131* (24) , 244708. https://doi.org/10.1063/1.3272670

36. Wye-Khay Fong, Tracey Hanley, Ben J. Boyd. Stimuli responsive liquid crystals provide 'on-demand' drug delivery in vitro and in vivo. *Journal of Controlled Release* **2009,** *135* (3) , 218-226. https://doi.org/10.1016/j.jconrel.2009.01.009

ACS Publications
Most Trusted. Most Cited. Most Read.

38. N. Garti, I. Yuli-Amar. Micro- and nano-emulsions for delivery of functional food ingredients. **2008**,,, 149-183. https://doi.org/10.1533/9781845694210.2.149

39. J. Barauskas, T. Nylander. Lyotropic liquid crystals as delivery vehicles for food ingredients. **2008**,,, 107-131. https://doi.org/10.1533/9781845694210.1.107

40. Tomasz Witula, Krister Holmberg. Use of different types of mesoporous materials as tools for organic synthesis. *Journal of Colloid and Interface Science* **2007**, *310* (2) , 536-545. https://doi.org/10.1016/j.jcis.2007.01.060

41. C. Moitzi, S. Guillot, G. Fritz, S. Salentinig, O. Glatter. Phase Reorganization in Self-Assembled Systems Through Interparticle Material Transfer. *Advanced Materials* **2007**, *19* (10) , 1352-1358. https://doi.org/10.1002/adma.200601679

42. Krister Holmberg. Organic Reactions in Microemulsions. *European Journal of Organic Chemistry* **2007**, *2007* (5) , 731-742. https://doi.org/10.1002/ejoc.200600741

43. Tomasz Witula, Krister Holmberg. Liquid Crystalline Phases and Other Microheterogeneous Systems as Media for Organic Synthesis. *Journal of Dispersion Science and Technology* **2007**, *28* (1) , 73-79. https://doi.org/10.1080/01932690600992142

44. Martin E. Leser, Laurent Sagalowicz, Martin Michel, Heribert J. Watzke. Self-assembly of polar food lipids. *Advances in Colloid and Interface Science* **2006**, *123-126* , 125-136. https://doi.org/10.1016/j.cis.2006.07.003

45. Laurent Sagalowicz, Raffaele Mezzenga, Martin E. Leser. Investigating reversed liquid crystalline mesophases. *Current Opinion in Colloid & Interface Science* **2006**, *11* (4) , 224-229. https://doi.org/10.1016/j.cocis.2006.07.002

46. D. Libster, A. Aserin, N. Garti. A novel dispersion method comprising a nucleating agent solubilized in a microemulsion, in polymeric matrix. *Journal of Colloid and Interface Science* **2006**, *302* (1) , 322-329. https://doi.org/10.1016/j.jcis.2006.06.060

47. Raffaele Mezzenga, Won Bo Lee, Glenn H. Fredrickson. Design of liquid-crystalline foods via field theoretic computer simulations. *Trends in Food Science & Technology* **2006**, *17* (5) , 220-226. https://doi.org/10.1016/j.tifs.2005.11.009

48. L. Sagalowicz, M.E. Leser, H.J. Watzke, M. Michel. Monoglyceride self-assembly structures as delivery vehicles. *Trends in Food Science & Technology* **2006**, *17* (5) , 204-214. https://doi.org/10.1016/j.tifs.2005.12.012

49. Peter Walde. Surfactant Assemblies and their Various Possible Roles for the Origin(S) of Life. *Origins of Life and Evolution of Biospheres* **2006**, *36* (2) , 109-150. https://doi.org/10.1007/s11084-005-9004-3

ACS Publications
Most Trusted. Most Cited. Most Read.

51. Imre Blank, Tomas Davidek, Stéphanie Devaud, Laurent Sagalowicz, Martin E. Leser, Martin Michel. Formation of 4-hydroxy-5-methyl-3(2H)-furanone (norfuraneol) in structured fluids. **2006,**,, 347-350. https://doi.org/10.1016/S0167-4501(06)80082-8

52. S. Ezrahi, E. Tuval, A. Aserin, N. Garti. The effect of structural variation of alcohols on water solubilization in nonionic microemulsions. *Journal of Colloid and Interface Science* **2005,** *291* (1) , 263-272. https://doi.org/10.1016/j.jcis.2005.04.097

53. Raffaele Mezzenga, Peter Schurtenberger, Adam Burbidge, Martin Michel. Understanding foods as soft materials. *Nature Materials* **2005,** *4* (10) , 729-740. https://doi.org/10.1038/nmat1496

54. R. Lutz, A. Aserin, N. Garti. Maillard Reaction between Leucine and Glucose in O/W Microemulsion Media in Comparison to Aqueous Solution. *Journal of Dispersion Science and Technology* **2005,** *26* (5) , 535-547. https://doi.org/10.1081/DIS-200057627

55. Anan Yaghmur, Abraham Aserin, Atallah Abbas, Nissim Garti. Reactivity of furfural–cysteine model reaction in food-grade five-component nonionic O/W microemulsions. *Colloids and Surfaces A: Physicochemical and Engineering Aspects* **2005,** *253* (1-3) , 223-234. https://doi.org/10.1016/j.colsurfa.2004.10.114

56. Nissim Garti, Aviram Spernath, Abraham Aserin, Rachel Lutz. Nano-sized self-assemblies of nonionic surfactants as solubilization reservoirs and microreactors for food systems. *Soft Matter* **2005,** *1* (3) , 206. https://doi.org/10.1039/b506233k

57. Anan Yaghmur, Liliana de Campo, Laurent Sagalowicz, Martin E. Leser, Otto Glatter. Emulsified Microemulsions and Oil-Containing Liquid Crystalline Phases. *Langmuir* **2005,** *21* (2) , 569-577. https://doi.org/10.1021/la0482711

58. S. Rappert, R. Müller. Odor compounds in waste gas emissions from agricultural operations and food industries. *Waste Management* **2005,** *25* (9) , 887-907. https://doi.org/10.1016/j.wasman.2005.07.008

59. Liliana de Campo, Anan Yaghmur, Laurent Sagalowicz, Martin E. Leser, Heribert Watzke, Otto Glatter. Reversible Phase Transitions in Emulsified Nanostructured Lipid Systems. *Langmuir* **2004,** *20* (13) , 5254-5261. https://doi.org/10.1021/la0499416

60. Jianming Lin, Martin E. Leser, Jürg Löliger, Imre Blank. A New Insight into the Formation of Odor Active Carbonyls by Thermally-Induced Degradation of Phospholipids in Self-Assembly Structures. *Journal of Agricultural and Food Chemistry* **2004,** *52* (3) , 581-586. https://doi.org/10.1021/jf035070e

61. Krister Holmberg. Organic reactions in microemulsions. *Current Opinion in Colloid & Interface Science* **2003,** *8* (2) , 187-196. https://doi.org/10.1016/S1359-0294(03)00017-7

ACS Publications
Most Trusted. Most Cited. Most Read.

63. Anan Yaghmur, Abraham Aserin, Nissim Garti. Furfural−Cysteine Model Reaction in Food Grade Nonionic Oil/Water Microemulsions for Selective Flavor Formation. *Journal of Agricultural and Food Chemistry* **2002**, *50* (10) , 2878-2883. https://doi.org/10.1021/jf011158l

64. S. Ezrahi, Ido Nir, Abraham Aserin, Nick Kozlovich, Yuri Feldman, Nissim Garti. Dielectric and Calorimetric Characteristics of Bound and Free Water in Surfactant-Based Systems. *Journal of Dispersion Science and Technology* **2002**, *23* (1-3) , 351-378. https://doi.org/10.1080/01932690208984210

65. . Current awareness in flavour and fragrance. *Flavour and Fragrance Journal* **2001**,,, 149-154. https://doi.org/10.1002/ffj.960

66. A. Raemy, P. Lambelet, Ph. Rousset. Calorimetric information about food and food constituents. ,,, 69-98. https://doi.org/10.1007/1-4020-2219-0_4

Partners

Atypon
CHORUS
COPE
COUNTER
Crossref
Crossref Similarity Check
ORCID Connecting Research and Researchers
PORTICO

ACS Publications
Most Trusted. Most Cited. Most Read.

1155 Sixteenth Street N.W.
Washington, DC 20036
Copyright © 2022
American Chemical Society

About
About ACS Publications
ACS & Open Access
ACS Membership

Resources and Information
Journals A-Z

Support & Contact
Help
Live Chat
FAQ

ACS Publications
Most Trusted. Most Cited. Most Read.

ACS Publishing Center
Privacy Policy
Terms of Use

Connect with ACS Publications

Attachment 57b

MARC Bibliographic Record

```
LEADER    02945cas a2200781 a 4500
  001     997734673602122
  005     20150313114717.0
  008     741224c19539999paumr1p 0uuua0eng c
  010           $aa 55005942
  019           $a01754419
  022     0_    $a0021-8561
  030           $aJAFCAU
  032           $a278000$bUSPS
  035           $a(OCoLC)ocm01800249
  035           $9ADX4328UW
  035           $a773467
  035           $a(WU)773467-uwmadisondb
```

Case No.: IPR2023-00208
U.S. Patent No. 11,013,250

035 $z(OCoLC)01754419

035 $a(EXLNZ-01UWI_NETWORK)999542484302121

040 $aNorth Carolina Univ. Library$beng$cDLC$dNSD$dOCL$dDLC$dNSD$dOCL$dNSD$dOCL$dSER$dRCS$dAIP$dOCL$dAIP$dCRL

042 alcansdp

050 0_ $aS583$b.J6

060 0_ $aW1 JO534D

069 1_ $aJ10820000

082 $a630.2405

090 $aS583$b.J6

210 0_ $aJ. agric. food chem.

222 _0 $aJournal of agricultural and food chemistry

245 00 $aJournal of agricultural and food chemistry.

246 17 $aAgricultural and food chemistry

260 $aEaston, Pa. :$bAmerican Chemical Society, Books and Journals Division.

300 $avolumes :$billustrations ;$c31 cm

Case No.: IPR2023-00208
U.S. Patent No. 11,013,250

```
310          $aMonthly

321          $aBimonthly,$b<, Jan./Feb. 1976-?>

321          $aBiweekly,$bApr. 1, 1953-<Dec. 22, 1954>

336          $atext$btxt$2rdacontent

337          $aunmediated$bn$2rdamedia

338          $avolume$bnc$2rdacarrier

362    1_    $aBegan with Apr. 1, 1953 issue.$zCf. OCLC.

500          $aDescription based on: Vol. 25, no. 1 (Jan.-Feb. 1977); title from cover.

500          $a"An American Chemical Society publication."

500          $aPlace of publication varies.

530          $aAlso available on the Internet.

530          $aAlso available on microfiche and microfim.

510    2_    $aBiological abstracts$x0006-3169

510    2_    $aBibliography of agriculture$x0006-1530

510    2_    $aChemical abstracts$x0009-2258
```

Case No.: IPR2023-00208
U.S. Patent No. 11,013,250

510 2_ $aCoal abstracts$x0309-4979

510 2_ $aEnergy information abstracts$x0147-6521

510 2_ $aEnergy research abstracts$x0160-3604

510 2_ $aEnvironment abstracts$x0093-3287

510 2_ $aExcerpta medica

510 0_ $aIndex medicus$x0019-3879

510 2_ $aInternational aerospace abstracts$x0020-5842

510 0_ $aNuclear science abstracts$x0029-5612

510 2_ $aPESTDOC

510 2_ $aRINGDOC

510 2_ $aSelected water resources abstracts$x0037-136X

510 2_ $aVETDOC

550 $aVols. for 1953-<54> published by the American Chemical Society; <Jan./Feb. 1976-> by the Books and Journals Division, American Chemical Society.

650 _0 $aAgricultural chemistry$vPeriodicals.

650 _0 $aFood$xAnalysis$vPeriodicals.

Case No.: IPR2023-00208
U.S. Patent No. 11,013,250

```
650    _0    $aPlants$xNutrition$vPeriodicals.

650    _2    $aFood$xchemistry$vperiodicals.

650    _2    $aChemistry, Agricultural$vperiodicals.

710    2_    $aAmerican Chemical Society.

710    2_    $aAmerican Chemical Society.$bBooks and Journals Division.

776    1_    $tJournal of agriculture and food chemistry$x0021-8561$w(OCoLC)07385304

997          $aMARCIVE

LEADER       -----nas--2200793-a-4500

001          991021972565302122

005          20220219213019.0

006          m-----o--d--------

007          cr-cnu||||||||

008          980414c19539999dcuwr-pso-----0---a0eng-c

010          $asn 98004593

022          $a1520-5118
```

Case No.: IPR2023-00208
U.S. Patent No. 11,013,250

```
035          $a(DE-599)ZDB1483109 0
035          $a(OCoLC)39281168
035          $a(CKB)954925410802
035          $a(CONSER)sn-98004593-
035          $a(EXLCZ)99954925410802
042          $ansdp$apcc
050    00    $aS583
060    0_    $aW1 JO534D
082    10    $a630$213
210          $aJ AGRIC FOOD CHEM
210          $aJ AGR FOOD
210          $aJ AGR FOOD CHEM
210          $aJOURNAL OF AGRICULTURAL & FOOD CHEMISTRY
210          $aJ. AGRIC. FOOD CHEM
210    0_    $aJ. agric. food chem.$b(Online)
```

Case No.: IPR2023-00208
U.S. Patent No. 11,013,250

222 _0 $aJournal of agricultural and food chemistry$b(Online)

245 00 $aJournal of agricultural and food chemistry.

246 30 $aAgricultural and food chemistry

260 $aWashington, DC :$bAmerican Chemical Society,$c1953-

300 $a1 online resource

310 $aWeekly,$b2012-

321 $aBiweekly,$b2002-2011

321 $aFrequency varies,$b1953-2001

336 $atext$btxt$2rdacontent

337 $acomputer$bc$2rdamedia

338 $aonline resource$bcr$2rdacarrier

362 1_ $aPrint began with vol. 1, no. 1 (Apr. 1953).

500 $aRefereed/Peer-reviewed

525 $aSome issues accompanied by supplementary materials or supporting information.

588 $aDescription based on print version record, (ACS Publications, viewed Aug. 29, 2006); title from contents page.

Case No.: IPR2023-00208
U.S. Patent No. 11,013,250

588 $aLatest issue consulted: Volume 69, issue 43 (November 3, 2021), (ACS Publications, viewed Nov. 9, 2021).

650 _0 $aAgricultural chemistry$vPeriodicals.

650 _0 $aFood$xAnalysis$vPeriodicals.

650 _0 $aPlants$xNutrition$vPeriodicals.

650 _0 $aAgricultural chemistry.

650 _0 $aFood$xAnalysis.

650 _2 $aChemistry, Agricultural

650 _2 $aFood Analysis

650 _2 $aPlants$xchemistry

650 _6 $aChimie agricole$vPériodiques.

650 _6 $aAliments$xAnalyse$vPériodiques.

650 _6 $aPlantes$xNutrition$vPériodiques.

650 _6 $aChimie agricole.

650 _6 $aAliments$xAnalyse.

650 _7 $aAgricultural chemistry.$2fast$0(OCoLC)fst00800560

Case No.: IPR2023-00208
U.S. Patent No. 11,013,250

```
650    _7    $aFood$xAnalysis.$2fast$0(OCoLC)fst00930460

650    _7    $aPlants$xNutrition.$2fast$0(OCoLC)fst01066060

655    _0    $aElectronic journals.

655    _2    $aPeriodical

655    _7    $aPeriodicals.$2fast$0(OCoLC)fst01411641

776          $x0021-8561

710    2_    $aAmerican Chemical Society.

906          $aJOURNAL
```

MMS IDs

Document ID:

999542484302121

Network Electronic IDs:

9911025072902121, 9910513357102121

Network Physical IDs:

999542484302121

mms_gb_ids:

99785553402123, 991006765011702123

mms_mad_ids:

997734673602122, 991021972565302122

mms_ml_ids:

993163333402124, 991012383187802124

mms_osh_ids:

992953413502126, 991004575324202126

mms_ww_ids:

996688913702133, 991015497935702133

mms_ec_ids:

99925243618302134

mms_lc_ids:

991016449443802125

mms_pl_ids:

99901304316302127

mms_plt_ids:

991013472276602128

mms_rf_ids:

991013775850402129

mms_sf_ids:

991014916771502130

mms_st_ids:

991013508565402131

mms_sup_ids:

99916320065102132

Attachment 57c

OCLC 1800249 **No holdings in XXX - 596 other holdings**

Continuing Resources

								Rec Stat		**Entered**	19741224	**Replaced**	20211109100312.6
Type	a	**ELvl**		**Srce**	c	**GPub**		**Ctrl**		**Lang**	eng		
BLvl	s	**Form**		**Conf**	0	**Freq**	w	**MRec**		**Ctry**	pau		
S/L	0	**Orig**		**EntW**		**Regl**	r	**Alph**	a				
Desc		**SrTp**	p	**Cont**		**DtSt**	c	**Dates**	1953	,	9999		

010 a 55005942
040 North Carolina Univ. Library $b eng $c DLC $d NSD $d OCL $d DLC $d NSD $d OCL $d NSD $d OCL $d SER $d RCS $d AIP $d OCL $d AIP $d NST $d AGL $d NST $d OCL $d NST $d DLC $d NSD $d MYG $d IUL $d GUA $d OCLCQ $d MXC $d GUA $d LVB $d DLC $d UMC $d CIT $d OCLCQ $d OCLCF $d WIC $d OCLCO $d OCLCQ $d OCLCO $d I8M $d OCLCO $d CNUTO $d PIFPO $d NLM $d OCLCO $d OCLCQ $d CSJ $d OCLCA $d OCLCQ $d GILDS $d CPO $d OCLCQ $d OCLCO $d OCLCA $d CGU $d HUELT $d OCLCQ $d OCLCO $d L2U $d DLC
012 3 $b 3 $d 7 $e n $f - $g p $h - $i 8710 $j 0 $k 1 $l 1 $m 1
016 7 0374755 $2 DNLM
016 7 J10820000 $2 DNLM
019 1754419 $a 186609662 $a 246771138 $a 604577759 $a 822657544 $a 860146850 $a 945482747 $a 1082122891 $a 1109853188 $a 1114932902
022 0 0021-8561 $l 0021-8561 $2 1
030 JAFCAU
032 278000 $b USPS
042 pcc $a nsdp
050 00 S583 $b .J6
060 00 W1 $b JO534D
070 0 381 $b J8223
082 04 630.2405
090 $b
210 0 J. agric. food chem.
222 0 Journal of agricultural and food chemistry
245 00 Journal of agricultural and food chemistry.
246 17 Agricultural and food chemistry
260 [Easton, Pa.] $b [American Chemical Society, Books and Journals Division]
300 volumes $b illustrations $c 31 cm
310 Weekly, $b 2012-
321 Biweekly, $b 2002-2011
321 Monthly, $b <Dec. 1990-2001
321 Bimonthly, $b Jan./Feb. 1960-Nov./Dec. 1989
321 Monthly, $b 1955-1959
321 Biweekly, $b Apr. 1, 1953-<Dec. 22, 1954
336 text $b txt $2 rdacontent
337 unmediated $b n $2 rdamedia
338 volume $b nc $2 rdacarrier
362 0 v. 1- Apr. 1, 1953-

510 2 Chemical abstracts $x 0009-2258
525 Some issues <1978-Jan. 1995 accompanied by supplementary material on microfiche; Feb. 1995-<Feb. 1998, by supporting information on microfiche; current (1995-) supporting information also available online.
530 Also issued on microfiche, microfilm, and online.
550 Volumes for 1953-<54 published by the American Chemical Society; <Jan./Feb. 1976- by the Books and Journals Division, American Chemical Society.
650 0 Agricultural chemistry $v Periodicals.
650 0 Food $x Analysis $v Periodicals.
650 0 Plants $x Nutrition $v Periodicals.
650 2 Chemistry, Agricultural. $0 (DNLM)D002622
650 2 Food-Processing Industry. $0 (DNLM)D005525
650 6 Chimie agricole $v Périodiques.
650 6 Aliments $x Analyse $v Périodiques.
650 6 Plantes $x Nutrition $v Périodiques.
650 7 58.34 food technology. $0 (NL-LeOCL)07760671X $2 bcl
650 7 Agricultural chemistry. $2 fast $0 (OCoLC)fst00800560
650 7 Food $x Analysis. $2 fast $0 (OCoLC)fst00930460
650 7 Plants $x Nutrition. $2 fast $0 (OCoLC)fst01066060
655 2 Periodical. $0 (DNLM)D020492
655 7 Periodicals. $2 fast $0 (OCoLC)fst01411641
655 7 Periodicals. $2 lcgft
710 2 American Chemical Society. $b Books and Journals Division.
776 08 $i Online version: $t Journal of agricultural and food chemistry (Online) $x 1520-5118 $w (DLC)sn 98004593 $w (OCoLC)39281168
850 CPT $a DLC $a DNAL $a DNGA $a ICRL $a InU $a NN $a NRU $a NcRS $a OrU-S
856 41 $u http://pubs.acs.org/journals/jafcau/index.html

Attachment 58a

Case No.: IPR2023-00208
U.S. Patent No. 11,013,250

Save | Email

Myoglobin Chemistry and Meat Color

Annual Review of Food Science and Technology
Vol. 4:79-99 (Volume publication date February 2013)
First published online as a Review in Advance on November 26, 2012
https://doi.org/10.1146/annurev-food-030212-182623

Surendranath P. Suman[1,*] and Poulson Joseph[2]
[1]Department of Animal and Food Sciences, University of Kentucky, Lexington, Kentucky 40546; email: spsuma2@uky.edu
[2]Department of Food Science, Nutrition and Health Promotion, Mississippi State University, Mississippi State, Mississippi 39762; email: poulsonjoseph@gmail.com

Full Text HTML | Download PDF | Article Metrics

Permissions | **Reprints** | **Download Citation** | **Citation Alerts**

*Corresponding author

Sections

ABSTRACT
KEYWORDS
INTRODUCTION
CHEMISTRY OF MEAT PIGMENTS
FACTORS INFLUENCING MEAT COLOR
MYOGLOBIN PRIMARY STRUCTURE AND COLOR STABILITY
INTERACTIONS BETWEEN MYOGLOBIN AND BIOMOLECULES
COLOR DEFECTS IN FRESH MEATS
COLOR DEFECTS IN COOKED MEATS
STRATEGIES TO IMPROVE FRESH MEAT COLOR
STRATEGIES TO IMPROVE COOKED MEAT COLOR
CONCLUSIONS

Case No.: IPR2023-00208
U.S. Patent No. 11,013,250

DISCLOSURE STATEMENT

Abstract

Consumers rely heavily on fresh meat color as an indicator of wholesomeness at the point of sale, whereas cooked color is exploited as an indicator of doneness at the point of consumption. Deviations from the bright cherry-red color of fresh meat lead to product rejection and revenue loss. Myoglobin is the sarcoplasmic heme protein primarily responsible for the meat color, and the chemistry of myoglobin is species specific. The mechanistic interactions between myoglobin and multiple extrinsic and intrinsic factors govern the color of raw as well as cooked meats. The objective of this review is to provide an overview of the current research in meat color and how the findings are applied in the meat industry. Characterizing the fundamental basis of myoglobin's interactions with biomolecules in postmortem skeletal muscles is necessary to interpret the chemistry of meat color phenomena and to engineer innovative processing strategies to minimize meat discoloration–induced revenue loss to the agricultural economy.

Keywords

heme protein, oxidation, pigment, cooked color, color defects

<< Previous Article Next Article >>

the Knowable podcast
LISTEN NOW

Related Articles Journal Most Downloaded

New Insights in Muscle Biology that Alter Meat Quality
Sulaiman K. Matarneh, Saulo L. Silva, and David E. Gerrard
Annual Review of Animal Biosciences

Natural Colorants: Food Colorants from Natural Sources
Gregory T. Sigurdson, Peipei Tang, and M. Mónica Giusti
Annual Review of Food Science and Technology

Case No.: IPR2023-00208
U.S. Patent No. 11,013,250

New Developments on the Role of Intramuscular Connective Tissue in Meat Toughness
Peter P. Purslow
Annual Review of Food Science and Technology

Food Proteins: Technological, Nutritional, and Sustainability Attributes of Traditional and Emerging Proteins
Simon M. Loveday
Annual Review of Food Science and Technology

© Copyright 2022 | Contact Us | Email Preferences | Annual Reviews Directory | Multimedia | Supplemental Materials | FAQs | Privacy Policy | Cookie Settings

Motif Exhibit 1011, Page 1000 of 1241

Attachment 58b

```
001    991000000000390838
005    20200728073941.3
006    m-----o--d--------
007    cr-||||||||||
008    080116c20109999cauar--so-----|---a0eng-c
010    ##$a  2008214320
016    7#$a2516759 -5 $2DE-600
022    ##$a1941-1421
035    ##$a(DE-599)ZDB2516759 5
035    ##$a(OCoLC)190848556
035    ##$a(CKB)1000000000390838
035    ##$a(CONSER)--2008214320
037    ##$bAnnual Reviews, 4139 El Camino Way, Palo Alto, CA 94306
$c$78.00 (individuals, print & online) $c$197.00 (institution,
online only) $c$236.00 (institution, print & online)
042    ##$apcc $ansdp
050    10$aISSN RECORD
060    00$aW1 $bAN771F
070    0#$aTX341 $b.A655
072    #0$aQ000
082    10$a664 $214
210    ##$aANNU REV FOOD SCI T
210    ##$aANNU. REV. FOOD SCI. TECHNOL
210    0#$aAnnu. rev. food sci. technol. $b(Online)
222    #0$aAnnual review of food science and technology $b(Online)
245    00$aAnnual review of food science and technology.
260    ##$aPalo Alto, CA : $bAnnual Reviews
300    ##$a1 online resource
310    ##$aAnnual
336    ##$atext $btxt $2rdacontent
337    ##$acomputer $bc $2rdamedia
338    ##$aonline resource $bcr $2rdacarrier
362    1#$aBegan with vol. 1 (2010).
500    ##$aRefereed/Peer-reviewed
588    ##$aDescription based on: Vol. 1 (2010); title from contents
page (Annual Reviews website, viewed Mar. 16, 2010).
588    ##$aLatest issue consulted: Vol. 7 (2016) (viewed Janurary
19, 2017).
650    #0$aFood industry and trade $vPeriodicals.
650    #7$aFood industry and trade. $2fast $0(OCoLC)fst00930843
650    #7$aFood and beverage industries. $2galestne
653    0#$aFood and beverage industries
655    #0$aElectronic journals.
655    #7$aPeriodicals. $2fast $0(OCoLC)fst01411641
776    ##$x1941-1413
710    2#$aAnnual Reviews, Inc.
906    ##$aJOURNAL
```

Attachment 59a

Case No.: IPR2023-00208
U.S. Patent No. 11,015,250

Advertisement

Journal of Food Science / Volume 53, Issue 2 / p. 658-658

Identification of 2-Methyl-3-Furanthiol in the Steam Distillate from Canned Tuna Fish

D.ONALD A. WITHYCOMBE, C.YNTHIA J. MUSSINAN

First published: March 1988
https://doi.org/10.1111/j.1365-2621.1988.tb07781.x
Citations: 34

About

ABSTRACT

The volatile components of canned tuna fish were isolated by steam distillation followed by solvent extraction. Analysis of the extract using a sulfur-specific detector and coupled gas chromatography -mass spectrometry permitted the identification of 2-methyl-3-furanthiol, a compound with an intense beef extract aroma. Mass spectral data are presented.

Citing Literature

Download PDF

525 W. Van Buren St., Suite 1000
Chicago, IL 60607
+1.312.782.8424
info@ift.org

© Institute of Food Technologists. The Institute of Food Technologists is a registered 501(c) 3 organization EIN 36-2136957.

About Wiley Online Library

Privacy Policy
Terms of Use
About Cookies
Manage Cookies
Accessibility
Wiley Research DE&I Statement and Publishing Policies

Help & Support

Contact Us
Training and Support
DMCA & Reporting Piracy

Opportunities

Subscription Agents
Advertisers & Corporate Partners

Connect with Wiley

The Wiley Network
Wiley Press Room

Copyright © 1999-2022 John Wiley & Sons, Inc. All rights reserved

Attachment 59b

```
001    991059698189702901
005    20220125001812.0
008    751007c19619999ilumr p       0   a0eng
010    ##$aa  39000649  $zsn 78005865
012    ##$a3 $b3 $i8609 $k1 $m1
016    7#$a0014052 $2DNLM
016    7#$aJ21460000 $2DNLM
016    7#$a010489630 $2Uk
019    ##$a317838374 $a822619237 $a918981567 $a1011825523
$a1065302229 $a1179404975 $a1264818306
022    ##$a0022-1147 $l0022-1147 $22
030    ##$aJFDSAZ
032    ##$a872280 $bUSPS
035    ##$a(OCoLC)01680911 $z(OCoLC)317838374 $z(OCoLC)822619237
$z(OCoLC)918981567 $z(OCoLC)1011825523 $z(OCoLC)1065302229
$z(OCoLC)1179404975 $z(OCoLC)1264818306
035    ##$a(OCoLC)ocm01680911
040    ##$aDLC $beng $cMUL $dNSD $dOCL $dNSD $dCOO $dHUL $dNYG $dSER
$dRCS $dSER $dAIP $dDLC $dNST $dAGL $dNST $dIUL $dWAU $dNLM $dOCLCQ
$dEEM $dNLGGC $dTXA $dMYG $dOCLCQ $dUKMGB $dOCLCF $dOCLCO $dEUW
$dOCLCO $dOCLCQ $dOCLCO $dL6B $dDLC $dGUA $dI8M $dOCLCO $dOCLCQ
$dCSJ $dOCLCO $dOCLCA $dOCLCQ $dGILDS $dKSU $dOCLCO $dOCLCQ $dOCLCO
$dOCLCA $dNLW $dOCLCO
042    ##$apcc $ansdp
050    00$aTX1 $b.F65
060    00$aW1 $bJO651
070    0#$a389.8 $bF7322
072    #0$aQ000
082    04$a664 $bqF68r
210    0#$aJ. food sci.
222    #0$aJournal of food science
245    00$aJournal of food science : $ban official publication of
the Institute of Food Technologists.
260    ##$aChampaign, Ill. : $bThe Institute, $c©1961-
260    2#$3<1981-> : $aChicago, Ill. : $bThe Institute
260    3#$3<Sept. 2008-> : $aHoboken, NJ : $bWiley Subscription
Services, Inc., a Wiley Company, on behalf of the Institute
300    ##$avolumes : $billustrations ; $c27 cm
310    ##$aQuarterly, $b<2012->
321    ##$a9 times a year (monthly except Jan./Feb., June/July,
Nov./Dec.), $b<2001-2011>
321    ##$aBimonthly
336    ##$atext $btxt $2rdacontent
337    ##$aunmediated $bn $2rdamedia
338    ##$avolume $bnc $2rdacarrier
362    0#$aVol. 26, no. 1 (Jan.-Feb. 1961)-
530    ##$aAlso issued online.
510    2#$aChemical abstracts $x0009-2258
500    ##$aTitle from cover.
```

500 ##$aSubtitle varies; some issues lack subtitle.
588 ##$aLatest issue consulted: Vol. 81, no. 12 (Dec. 2016) (online surrogate) (publisher's Web site, viewed January 4, 2017).
525 ##$aHas supplements.
650 #0$aFood $vPeriodicals.
650 #0$aFood $xResearch $vPeriodicals.
650 #2$aFood
650 #2$aResearch
650 #7$aFood. $2fast $0(OCoLC)fst00930458
650 #7$aFood $xResearch. $2fast $0(OCoLC)fst00930596
650 17$aLevensmiddelen. $2gtt
650 17$aVoeding. $2gtt
655 #0$aElectronic journals.
655 #2$aPeriodical
655 #7$aPeriodicals. $2fast $0(OCoLC)fst01411641
655 #7$aPeriodicals. $2lcgft
655 #7$aPeriodicals. $2rbgenr
710 2#$aInstitute of Food Technologists.
776 08$iOnline version: $tJournal of food science (Online) $x1750-3841 $w(DLC) 2006263006 $w(OCoLC)60626554
780 00$tFood research $x0095-974X $w(DLC) 86655999 $w(OCoLC)1569656
891 20$9853 $81 $av. $bno. $u6 $vr $i(year) $j(month/month) $wb $x02
891 41$9863 $81.1 $a<62> $b<1> $i<1997> $j<01/02>
891 20$9853 $82 $av. $bno. $u9 $vr $i(year) $j(month) $w9 $ypm01/02,03,04,05,06/07,08,09,10,11/12
891 41$9863 $82.1 $a<67> $b<1> $i<2002> $j<01/02>
850 ##$aCU-RivA $aCaNSHT $aDLC $aDNAL $aDeU $aInU $aMnSU $aNBC $aNcRS $aNjR $aViBlbV
856 41$zLink no longer valid as of November 2, 2016 $uhttp://www.blackwell-synergy.com/rd.asp?goto=journal&code=jfds
856 42$zHome page of Institute of Food Technologists $uhttp://www.ift.org/cms/
965 ##$ashh $9LOCAL
994 ##$a92 $bCAC
995 ##$aCSU ongoing load collection $b2022-01-25 $cWorldCat record variable field(s) change: 650, 655 $dCSU interim load $eUPDATED

Attachment 59c

Case No.: IPR2023-00208
U.S. Patent No. 11,013,250

LIBRARY | CATALOG

Search Navigation 2 of 2

PERIODICAL OR NEWSPAPER

Journal of food science : an official publication of the Institute of ...

Full Record **MARC Tags**

000		03925cas a2200889 a 4500
001		11140229
005		20220127074659.0
008		751007c19619999ilumr p 0 a0eng
010	__	**|a** a 39000649 **|z** sn 78005865
016	7_	**|a** 0014052 **|2** DNLM
016	7_	**|a** J21460000 **|2** DNLM
016	7_	**|a** 010489630 **|2** Uk
022	__	**|a** 0022-1147 **|l** 0022-1147 **|2** 2
030	__	**|a** JFDSAZ
032	__	**|a** 872280 **|b** USPS
035	__	**|a** (OCoLC)ocm01680911
040	__	**|a** DLC **|b** eng **|c** MUL **|d** NSD **|d** OCL **|d** NSD **|d** COO **|d** HUL **|d** NYG **|d** SER **|d** RCS **|d** SER **|d** AIP **|d** DLC **|d** NST **|d** AGL **|d** NST **|d** IUL **|d** WAU **|d** NLM **|d** OCLCQ **|d** EEM **|d** N LGGC **|d** TXA **|d** MYG **|d** OCLCQ **|d** UKMGB **|d** OCLCF **|d** OCLCO **|d** EUW **|d** OCLCO **|d** OCLCQ **|d** OCLCO **|d** L6B **|d** DLC **|d** GUA **|d** I8M **|d** OCLCO **|d** OCLCQ **|d** CSJ **|d** OCLC O **|d** OCLCA **|d** OCLCQ **|d** GILDS **|d** KSU **|d** OCLCO **|d** OCLCQ **|d** OCLCO **|d** OCLCA **|d** NLW **|d** OCLCO
042	__	**|a** pcc **|a** nsdp
050	00	**|a** TX1 **|b** .F65
060	00	**|a** W1 **|b** JO651
070	0_	**|a** 389.8 **|b** F7322

072	_0	|**a** Q000
082	04	|**a** 664 |**b** qF68r
210	0_	|**a** J. food sci.
222	_0	|**a** Journal of food science
245	00	|**a** Journal of food science : |**b** an official publication of the Institute of Food Technologists.
260	__	|**a** Champaign, Ill. : |**b** The Institute, |**c** ©1961-
260	2_	|**3** <1981-> : |**a** Chicago, Ill. : |**b** The Institute
260	3_	|**3** <Sept. 2008-> : |**a** Hoboken, NJ : |**b** Wiley Subscription Services, Inc., a Wiley Company, on behalf of the Institute
300	__	|**a** volumes : |**b** illustrations ; |**c** 27 cm
310	__	|**a** Quarterly, |**b** <2012->
321	__	|**a** 9 times a year (monthly except Jan./Feb., June/July, Nov./Dec.), |**b** <2001-2011>
321	__	|**a** Bimonthly
336	__	|**a** text |**b** txt |**2** rdacontent
337	__	|**a** unmediated |**b** n |**2** rdamedia
338	__	|**a** volume |**b** nc |**2** rdacarrier
362	0_	|**a** Vol. 26, no. 1 (Jan.-Feb. 1961)-
500	__	|**a** Title from cover.
500	__	|**a** Subtitle varies; some issues lack subtitle.
510	2_	|**a** Chemical abstracts |**x** 0009-2258
525	__	|**a** Has supplements.
530	__	|**a** Also issued online.
588	__	|**a** Latest issue consulted: Vol. 81, no. 12 (Dec. 2016) (online surrogate) (publisher's Web site, viewed January 4, 2017).
590	__	|**a** SERBIB/SERLOC merged record
650	_0	|**a** Food |**v** Periodicals.
650	_0	|**a** Food |**x** Research |**v** Periodicals.
650	_2	|**a** Food
650	_2	|**a** Research
650	_7	|**a** Food. |**2** fast |**0** (OCoLC)fst00930458
650	_7	|**a** Food |**x** Research. |**2** fast |**0** (OCoLC)fst00930596
650	17	|**a** Levensmiddelen. |**2** gtt
650	17	|**a** Voeding. |**2** gtt
655	_0	|**a** Electronic journals.
655	_2	|**a** Periodical
655	_7	|**a** Periodicals. |**2** fast |**0** (OCoLC)fst01411641
655	_7	|**a** Periodicals. |**2** lcgft

655	_7	|**a** Periodicals. |**2** rbgenr
710	2_	|**a** Institute of Food Technologists.
776	08	|**i** Online version: |**t** Journal of food science (Online) |**x** 1750-3841 |**w** (DLC) 2006263006 |**w** (OCoLC)60626554
780	00	|**t** Food research |**x** 0095-974X |**w** (DLC) 86655999 |**w** (OCoLC)1569656
850	__	|**a** CU-RivA |**a** CaNSHT |**a** DLC |**a** DNAL |**a** DeU |**a** InU |**a** MnSU |**a** NBC |**a** NcRS |**a** NjR |**a** ViBlbV
859	41	|**z** Link no longer valid as of November 2, 2016 |**u** http://www.blackwell-synergy.com/rd.asp?goto=journal&code=jfds
859	42	|**z** Home page of Institute of Food Technologists |**u** http://www.ift.org/cms/
853	20	|**8** 1 |**a** v. |**b** no. |**u** 6 |**v** r |**i** (year) |**j** (month/month) |**w** b |**x** 02
863	41	|**8** 1.1 |**a** <62> |**b** <1> |**i** <1997> |**j** <01/02>
853	20	|**8** 2 |**a** v. |**b** no. |**u** 9 |**v** r |**i** (year) |**j** (month) |**w** 9 |**y** pm01/02,03,04,05,06/07,08,09,10,11/12
863	41	|**8** 2.1 |**a** <67> |**b** <1> |**i** <2002> |**j** <01/02>
890	__	|**a** Journal of; food science. (Institute of Food Technologists) Champaign, Ill. |**i** sv86-6683
906	__	|**a** 7 |**b** cbc |**c** serials |**d** 3 |**e** ncip |**f** 19 |**g** n-oclcserc
920	__	|**a** Keep 1
984	__	|**a** srvf |**d** 2003-01-07
991	__	|**b** c-GenColl |**h** TX1 |**i** .F65 |**w** SERIALS
991	__	|**b** c-GenColl |**h** TX1 |**i** .F65 |**p** 00037064981 |**t** Copy 1 |**v** 45:Jan-Jun * 1980 |**w** CCF
991	__	|**b** c-GenColl |**h** TX1 |**i** .F65 |**p** 0003706502A |**t** Copy 1 |**v** 45:Jul-Dec * 1980 |**w** CCF
991	__	|**b** c-GenColl |**h** TX1 |**i** .F65 |**p** 00022590698 |**t** Copy 1 |**v** 55:4-6 * 8888 |**w** CCF
991	__	|**b** c-GenColl |**h** TX1 |**i** .F65 |**p** 00022590546 |**t** Copy 1 |**v** 57 Jan-Apr * 8888 |**w** CCF
992	__	|**b** SER |**w** SERLOC

Request this Item | LC Find It

Item Availability

CALL NUMBER	TX1 .F65 Set 1
Request in	Jefferson or Adams Building Reading Rooms
Status	c.1 v. 86, no. 1/3 2021 Jan/Mar At Bindery - 09-23-2022

c.1 v. 86, no. 4/6 2021 Apr/June At Bindery - 09-23-2022

Older receipts	v.26-v.39 (1961-1974), v.40:no.2-v.46:no.3 (1975:Mar./Apr.-1981:May /June), v.47:no.1-v.59:no.3 (1982:Jan./Feb.-1994:May/June), v.59:no.5-v.60:no.3 (1994:Sept./Oct.-1995:May/June) v.62-v.77:no.7/9 (1997-2012:July/Sept.), v.78:no.1/3 (2013:Jan./Mar.), v.78:no.7/9-v.86:no.4/6 (2013:July/Sept-2021:Apr./June)
Supplements	v.82:suppl.1 (2017:Aug.)

CALL NUMBER	TX1 .F65 Copy 1 Unbound issues
Request in	Newspaper & Current Periodical Reading Room (Madison LM133)
Latest receipts	v. 86, no. 10/12 (2021 Oct./Dec.) v. 86, no. 7/9 (2021 July/Sept.)

CALL NUMBER	TX1 .F65 Copy 2 Unbound issues
Request in	Newspaper & Current Periodical Reading Room (Madison LM133)
Latest receipts	v. 86, no. 7/9 (2021 July/Sept.) v. 85, no. 4/6 (2020 Apr./June)

Attachment 60a

ACS Publications
Most Trusted. Most Cited. Most Read.

ADVERTISEMENT

c&en | WEBINARS
New ICH Drug Interaction Studies
Global Guideline Highlights
VIEW ON DEMAND

RETURN TO ISSUE
< PREV ARTICLE NEXT >

Get e-Alerts

Quantification of 2-Methyl-3-furanthiol, 2-Furfurylthiol, 3-Mercapto-2-pentanone, and 2-Mercapto-3-pentanone in Heated Meat

Roland Kerscher and Werner Grosch

View Author Information

Cite this: *J. Agric. Food Chem.* 1998, 46, 5, 1954–1958
Publication Date: April 17, 1998
https://doi.org/10.1021/jf970892v
Copyright © 1998 American Chemical Society
RIGHTS & PERMISSIONS

Article Views 939
Altmetric 3
Citations 65
LEARN ABOUT THESE METRICS

Share Add to Export
RIS

Read Online

PDF (49 KB)

ACS Publications
Most Trusted. Most Cited. Most Read.

Abstract

A stable isotope dilution assay was developed for quantification of the potent odorants 2-methyl-3-furanthiol (MFT), 2-furfurylthiol (FFT), 2-mercapto-3-pentanone (2M3P), and 3-mercapto-2-pentanone (3M2P) in heated meat. The volatiles of meat were extracted with dichloromethane, which was spiked with definite amounts of stable isotopomers of MFT, FFT, and 3M2P. The analytes and their labeled standards were enriched by reaction with *p*-hydroxymercuribenzoic acid, and after liberation, the thiols were assayed by dynamic headspace gas chromatography in combination with mass spectrometry. The following amounts (micrograms per kilogram) were found in meat samples boiled for 45 min: (beef) MFT, 7–28, FFT, 13–42, 3M2P, 55–73, 2M3P, 20–44; (pork) MFT, 6–9, FFT, 8–10, 3M2P, 66–117, 2M3P, 11–14; (lamb) MFT, 5–11, FFT, 9–14, 3M2P, 30, 2M3P, 10. Chicken contained per kilogram 4.5 µg of MFT, 2.4 µg of FFT, 100 µg of 3M2P, and 13 µg of 2M3P after a boiling period of 60 min.

Keywords: Isotope dilution assay; 2-methyl-3-furanthiol; 2-furfurylthiol; 3-mercapto-2-pentanone; 2-mercapto-3-pentanone; beef; chicken; pork; lamb; flavor

* Author to whom correspondence should be addressed (telephone +49-89-289 141 70; fax +49-89-289 141 83; e-mail Werner.Grosch@lrz.tu-muenchen.de).

Cited By

Citation Statements beta

Supporting	Mentioning	Contrasting
0	54	0

Explore this article's citation statements on **scite.ai**

powered by scite_

This article is cited by 65 publications.

ACS Publications
Most Trusted. Most Cited. Most Read.

Chemistry **2022,** *70* (37) , 11043-11061. https://doi.org/10.1021/acs.jafc.2c04874

2. Laura Brehm, Oliver Frank, Josef Ranner, Thomas Hofmann. Quantitative Determination of Thiamine-Derived Taste Enhancers in Aqueous Model Systems, Natural Deep Eutectic Solvents, and Thermally Processed Foods. *Journal of Agricultural and Food Chemistry* **2020,** *68* (22) , 6181-6189. https://doi.org/10.1021/acs.jafc.0c01849

3. Jordan Lopez, Trent Kerley, Lindsay Jenkinson, Curtis R. Luckett, John P. Munafo, Jr.. Odorants from the Thermal Treatment of Hydrolyzed Mushroom Protein and Cysteine Enhance Saltiness Perception. *Journal of Agricultural and Food Chemistry* **2019,** *67* (41) , 11444-11453. https://doi.org/10.1021/acs.jafc.9b04153

4. Dimitra L. Capone, Renata Ristic, Kevin H. Pardon, and David W. Jeffery . Simple Quantitative Determination of Potent Thiols at Ultratrace Levels in Wine by Derivatization and High-Performance Liquid Chromatography–Tandem Mass Spectrometry (HPLC-MS/MS) Analysis. *Analytical Chemistry* **2015,** *87* (2) , 1226-1231. https://doi.org/10.1021/ac503883s

5. Peter J. Watkins, Damian Frank, Tanoj K. Singh, Owen A. Young, and Robyn D. Warner . Sheepmeat Flavor and the Effect of Different Feeding Systems: A Review. *Journal of Agricultural and Food Chemistry* **2013,** *61* (15) , 3561-3579. https://doi.org/10.1021/jf303768e

6. Robert J. McGorrin . The Significance of Volatile Sulfur Compounds in Food Flavors. **2011,**,, 3-31. https://doi.org/10.1021/bk-2011-1068.ch001

7. Laura Mateo-Vivaracho, Julián Zapata, Juan Cacho, and Vicente Ferreira. Analysis, Occurrence, and Potential Sensory Significance of Five Polyfunctional Mercaptans in White Wines. *Journal of Agricultural and Food Chemistry* **2010,** *58* (18) , 10184-10194. https://doi.org/10.1021/jf101095a

8. Hitoshi Tamura, Akira Fujita, Martin Steinhaus, Eisuke Takahisa, Hiroyuki Watanabe and Peter Schieberle . Identification of Novel Aroma-Active Thiols in Pan-Roasted White Sesame Seeds. *Journal of Agricultural and Food Chemistry* **2010,** *58* (12) , 7368-7375. https://doi.org/10.1021/jf100623a

9. Thomas A. A. Oliver, Graeme A. King, Michael G. D. Nix and Michael N. R. Ashfold. Ultraviolet Photodissociation Dynamics of 2-Methyl, 3-Furanthiol: Tuning π-Conjugation in Sulfur Substituted Heterocycles. *The Journal of Physical Chemistry A* **2010,** *114* (3) , 1338-1346. https://doi.org/10.1021/jp905784f

10. Kerstin Söllner and Peter Schieberle. Decoding the Key Aroma Compounds of a Hungarian-Type Salami by Molecular Sensory Science Approaches. *Journal of Agricultural and Food Chemistry* **2009,** *57* (10) , 4319-4327. https://doi.org/10.1021/jf900402e

11. Motoko Ohata, Takatoshi Tominaga, Denis Dubourdieu, Kikue Kubota and Etsuko Sugawara . Quantification and Odor Contribution of 2-Furanmethanethiol in Different Types of Fermented Soybean Paste Miso. *Journal of Agricultural and Food Chemistry* **2009,** *57* (6) , 2481-2485. https://doi.org/10.1021/jf803258c

ACS Publications
Most Trusted. Most Cited. Most Read.

13. Hyeyoung Park, Hojun Seo, In Hee Cho. Effect of amino acids in the Maillard reaction products generated from the reaction flavors of Tenebrio molitor (mealworm) protein and d-xylose. *Food Science and Biotechnology* **2022,** *31* (13) , 1647-1660. https://doi.org/10.1007/s10068-022-01158-0

14. JianCai Zhu, YunWei Niu, Mingquan Huang, ZuoBing Xiao. Characterization of key sulfur aroma compounds and enantiomer distribution in Yingjia Gongjiu. *LWT* **2022,** *167* , 113799. https://doi.org/10.1016/j.lwt.2022.113799

15. Yan Ping Chen, Xi Feng, Imre Blank, Yuan Liu. Strategies to improve meat-like properties of meat analogs meeting consumers' expectations. *Biomaterials* **2022,** *287* , 121648. https://doi.org/10.1016/j.biomaterials.2022.121648

16. Sirinapa Sasanam, Vilai Rungsardthong, Benjawan Thumthanaruk, Sombat Wijuntamook, Vasan Rattananupap, Savitri Vatanyoopaisarn, Chureerat Puttanlek, Dudsadee Uttapap, Solange I. Mussatto. Production of process flavorings from methionine, thiamine with d -xylose or dextrose by direct extrusion: Physical properties and volatile profiles. *Journal of Food Science* **2022,** *2* https://doi.org/10.1111/1750-3841.16060

17. Yuting Fan. The flavor chemistry of pork broth: a review. *IOP Conference Series: Earth and Environmental Science* **2021,** *705* (1) , 012014. https://doi.org/10.1088/1755-1315/705/1/012014

18. Can Zhang, Hao Zhang, Ming Liu, Xin'gang Zhao, Hailing Luo. Effect of Breed on the Volatile Compound Precursors and Odor Profile Attributes of Lamb Meat. *Foods* **2020,** *9* (9) , 1178. https://doi.org/10.3390/foods9091178

19. Andrea Cabanes, Miriam Strangl, Eva Ortner, Andres Fullana, Andrea Buettner. Odorant composition of post-consumer LDPE bags originating from different collection systems. *Waste Management* **2020,** *104* , 228-238. https://doi.org/10.1016/j.wasman.2020.01.021

20. Vaikundamoorthy Ramalingam, Zhen Song, Inho Hwang. The potential role of secondary metabolites in modulating the flavor and taste of the meat. *Food Research International* **2019,** *122* , 174-182. https://doi.org/10.1016/j.foodres.2019.04.007

21. Ruiyin Zhou, Jennifer Grant, Erin M Goldberg, Donna Ryland, Michel Aliani. Investigation of low molecular weight peptides (<1 kDa) in chicken meat and their contribution to meat flavor formation. *Journal of the Science of Food and Agriculture* **2019,** *99* (4) , 1728-1739. https://doi.org/10.1002/jsfa.9362

22. Joseph William Holloway, Jianping Wu. Flavor Intrinsic Character. **2019,,,** 151-200. https://doi.org/10.1007/978-981-13-7860-7_7

23. Rui Ding, Shishi Zhang, Dawei He, Yongguo Liu, Shaoxiang Yang, Baoguo Sun, Hongyu Tian. Identification of an unusual by-product in the industrial production of 2-Methyl-3-furanthiol. *Flavour and Fragrance Journal* **2017,** *32* (6) , 484-489. https://doi.org/10.1002/ffj.3409

ACS Publications
Most Trusted. Most Cited. Most Read.

25. Jane K. Parker. Meat. **2017**,,, 29-30. https://doi.org/10.1007/978-3-319-26932-0_10

26. Philippe Darriet, Alexandre Pons. Wine. **2017**,,, 25-26. https://doi.org/10.1007/978-3-319-26932-0_8

27. Mónica Flores. The Eating Quality of Meat. **2017**,,, 383-417. https://doi.org/10.1016/B978-0-08-100694-8.00013-3

28. Neus Dulsat-Serra, Beatriz Quintanilla-Casas, Stefania Vichi. Volatile thiols in coffee: A review on their formation, degradation, assessment and influence on coffee sensory quality. *Food Research International* **2016**, *89* , 982-988. https://doi.org/10.1016/j.foodres.2016.02.008

29. Muhammad Issa Khan, Cheorun Jo, Muhammad Rizwan Tariq. Meat flavor precursors and factors influencing flavor precursors—A systematic review. *Meat Science* **2015**, *110* , 278-284. https://doi.org/10.1016/j.meatsci.2015.08.002

30. Monthana Weerawatanakorn, Jia-Ching Wu, Min-Hsiung Pan, Chi-Tang Ho. Reactivity and stability of selected flavor compounds. *Journal of Food and Drug Analysis* **2015**, *23* (2) , 176-190. https://doi.org/10.1016/j.jfda.2015.02.001

31. Qi Meng, Makoto Hatakeyama, Etsuko Sugawara. Formation by yeast of 2-furanmethanethiol and ethyl 2-mercaptopropionate aroma compounds in Japanese soy sauce. *Bioscience, Biotechnology, and Biochemistry* **2014**, *78* (1) , 109-114. https://doi.org/10.1080/09168451.2014.877820

32. Julia Reinbold, Peter Koehler, Michael Rychlik. Quantitation of glutathione and its oxidation products in erythrocytes by multiple-label stable-isotope dilution. *Analytical Biochemistry* **2014**, *445* , 41-48. https://doi.org/10.1016/j.ab.2013.09.029

33. Shiqing Song, Lin Yuan, Xiaoming Zhang, Khizar Hayat, Huangnv Chen, Fang Liu, Zuobing Xiao, Yunwei Niu. Rapid measuring and modelling flavour quality changes of oxidised chicken fat by electronic nose profiles through the partial least squares regression analysis. *Food Chemistry* **2013**, *141* (4) , 4278-4288. https://doi.org/10.1016/j.foodchem.2013.07.009

34. Hun Kim, Keith R. Cadwallader, Hirotsugu Kido, Yuko Watanabe. Effect of addition of commercial rosemary extracts on potent odorants in cooked beef. *Meat Science* **2013**, *94* (2) , 170-176. https://doi.org/10.1016/j.meatsci.2013.01.005

35. Virginia Resconi, Ana Escudero, María Campo. The Development of Aromas in Ruminant Meat. *Molecules* **2013**, *18* (6) , 6748-6781. https://doi.org/10.3390/molecules18066748

36. Christoph Cerny. Savory Flavors. **2012**,,, 105-126. https://doi.org/10.1002/9781118352434.ch8

ACS Publications
Most Trusted. Most Cited. Most Read.

38. Edwin N. Frankel. Foods. **2012**,,, 299-354. https://doi.org/10.1533/9780857097927.299

39. Meigui Huang, Ping Liu, Shiqing Song, Xiaoming Zhang, Khizar Hayat, Shuqin Xia, Chengsheng Jia, Fenglin Gu. Contribution of sulfur-containing compounds to the colour-inhibiting effect and improved antioxidant activity of Maillard reaction products of soybean protein hydrolysates. *Journal of the Science of Food and Agriculture* **2011**, *91* (4) , 710-720. https://doi.org/10.1002/jsfa.4240

40. V. Varlet, X. Fernandez. Review. Sulfur-containing Volatile Compounds in Seafood: Occurrence, Odorant Properties and Mechanisms of Formation. *Food Science and Technology International* **2010**, *16* (6) , 463-503. https://doi.org/10.1177/1082013210379688

41. Virginia C. Resconi, M. Mar Campo, Fabio Montossi, Vicente Ferreira, Carlos Sañudo, Ana Escudero. Relationship between odour-active compounds and flavour perception in meat from lambs fed different diets. *Meat Science* **2010**, *85* (4) , 700-706. https://doi.org/10.1016/j.meatsci.2010.03.027

42. Laura Mateo-Vivaracho, Juan Cacho, Vicente Ferreira. Selective preconcentration of volatile mercaptans in small SPE cartridges: Quantitative determination of trace odor-active polyfunctional mercaptans in wine. *Journal of Separation Science* **2009**, *32* (21) , 3845-3853. https://doi.org/10.1002/jssc.200900296

43. MICHAEL LAMMERS, KLAAS DIETZE, WALDEMAR TERNES. A COMPARISON OF THE VOLATILE PROFILES OF FRYING EUROPEAN AND AUSTRALIAN WILD BOAR MEAT WITH INDUSTRIAL GENOTYPE PORK BY DYNAMIC HEADSPACE-GC/MS ANALYSIS. *Journal of Muscle Foods* **2009**, *20* (3) , 255-274. https://doi.org/10.1111/j.1745-4573.2009.00146.x

44. Zahra Hassani, Mohammad Reza Islami, Arman Moradi, Moazameh Yazdi Rouh-Alamini. Three-Component Reaction for an Efficient Synthesis of Stable Phosphorus Ylides Using Mercapto Compounds. *Phosphorus, Sulfur, and Silicon and the Related Elements* **2009**, *184* (3) , 568-577. https://doi.org/10.1080/10426500802208664

45. J.S. Elmore, D.S. Mottram. Flavour development in meat. **2009**,,, 111-146. https://doi.org/10.1533/9781845695439.1.111

46. Christoph Cerny. The Aroma Side of the Maillard Reaction. *Annals of the New York Academy of Sciences* **2008**, *1126* (1) , 66-71. https://doi.org/10.1196/annals.1433.011

47. Margit D. Aaslyng, Annette Schäfer. The effect of free fatty acids on the odour of pork investigated by sensory profiling and GC-O-MS. *European Food Research and Technology* **2008**, *226* (5) , 937-948. https://doi.org/10.1007/s00217-007-0647-3

48. Laura Mateo-Vivaracho, Juan Cacho, Vicente Ferreira. Improved solid-phase extraction procedure for the isolation and in-sorbent pentafluorobenzyl alkylation of polyfunctional mercaptans. *Journal of Chromatography A* **2008**, *1185* (1) , 9-18. https://doi.org/10.1016/j.chroma.2008.01.037

ACS Publications
Most Trusted. Most Cited. Most Read.

50. Christoph Cerny. Origin of carbons in sulfur-containing aroma compounds from the Maillard reaction of xylose, cysteine and thiamine. *LWT - Food Science and Technology* **2007,** *40* (8) , 1309-1315. https://doi.org/10.1016/j.lwt.2006.09.008

51. Laura Mateo-Vivaracho, Juan Cacho, Vicente Ferreira. Quantitative determination of wine polyfunctional mercaptans at nanogram per liter level by gas chromatography–negative ion mass spectrometric analysis of their pentafluorobenzyl derivatives. *Journal of Chromatography A* **2007,** *1146* (2) , 242-250. https://doi.org/10.1016/j.chroma.2007.02.003

52. Armin Mosandl, Werner Grosch, Heinz-Jürgen Lögtenbörger. Quality Control: Parts 6.2.3 – 6.3. **2007,**,, 664-751. https://doi.org/10.1002/9783527611454.ch6b

53. Takatoshi Tominaga, Denis Dubourdieu. A Novel Method for Quantification of 2-Methyl-3-furanthiol and 2-Furanmethanethiol in Wines Made from Vitis vinifera Grape Varieties. *Journal of Agricultural and Food Chemistry* **2006,** *54* (1) , 29-33. https://doi.org/10.1021/jf050970b

54. K.S. Rhee, L.M. Anderson, A.R. Sams. Comparison of flavor changes in cooked–refrigerated beef, pork and chicken meat patties. *Meat Science* **2005,** *71* (2) , 392-396. https://doi.org/10.1016/j.meatsci.2005.03.016

55. Catherine Vermeulen, Laurence Gijs, Sonia Collin. Sensorial Contribution and Formation Pathways of Thiols in Foods: A Review. *Food Reviews International* **2005,** *21* (1) , 69-137. https://doi.org/10.1081/FRI-200040601

56. T.K. Singh, M.A. Drake, K.R. Cadwallader. Flavor of Cheddar Cheese: A Chemical and Sensory Perspective. *Comprehensive Reviews in Food Science and Food Safety* **2003,** *2* (4) , 166-189. https://doi.org/10.1111/j.1541-4337.2003.tb00021.x

57. Tuong Huynh-Ba, Walter Matthey-Doret, Laurent B. Fay, Rachid Bel Rhlid. Generation of Thiols by Biotransformation of Cysteine–Aldehyde Conjugates with Baker's Yeast. *Journal of Agricultural and Food Chemistry* **2003,** *51* (12) , 3629-3635. https://doi.org/10.1021/jf026198j

58. Lindsey J. Munro, Alessandro Curioni, Wanda Andreoni, Chahan Yeretzian, Heribert Watzke. The Elusiveness of Coffee Aroma: New Insights from a Non-empirical Approach. *Journal of Agricultural and Food Chemistry* **2003,** *51* (10) , 3092-3096. https://doi.org/10.1021/jf0261607

59. Rachid Bel Rhlid, Walter Matthey-Doret, Imre Blank, Laurent B. Fay, Marcel A. Juillerat. Lipase-Assisted Generation of 2-Methyl-3-furanthiol and 2-Furfurylthiol from Thioacetates. *Journal of Agricultural and Food Chemistry* **2002,** *50* (14) , 4087-4090. https://doi.org/10.1021/jf0202335

60. Catherine Vermeulen, Jérôme Pellaud, Laurence Gijs, Sonia Collin. Combinatorial Synthesis and Sensorial Properties of Polyfunctional Thiols. *Journal of Agricultural and Food Chemistry* **2001,** *49* (11) , 5445-5449. https://doi.org/10.1021/jf010816z

ACS Publications
Most Trusted. Most Cited. Most Read.

62. Paul B. van Seeventer, Hugo Weenen, Chris Winkel, Josef Kerler. Stability of Thiols in an Aqueous Process Flavoring. *Journal of Agricultural and Food Chemistry* **2001,** *49* (9) , 4292-4295. https://doi.org/10.1021/jf010348t

63. Jennifer M. Ames, S. Craig Duckham, Jokie Bakker. Choice and Use of Standards for Dynamic Headspace Trapping and Application to the Analysis of the Volatiles of Baked Potato. **2001,,,** 133-141. https://doi.org/10.1007/978-1-4615-1247-9_11

64. M. Czerny, F. Mayer, W. Grosch. Sensory Study on the Character Impact Odorants of Roasted Arabica Coffee. *Journal of Agricultural and Food Chemistry* **1999,** *47* (2) , 695-699. https://doi.org/10.1021/jf980759i

65. Wolfgang Fitz, Josef Kerler, Hugo Weenen. Lipid Derived Flavours. **1999,,,** 171-214. https://doi.org/10.1007/978-94-011-4022-5_9

Partners

Atypon
CHORUS
COPE
COUNTER
Crossref
Crossref Similarity Check
ORCID Connecting Research and Researchers
PORTICO

ACS Publications
Most Trusted. Most Cited. Most Read.

1155 Sixteenth Street N.W.
Washington, DC 20036
Copyright © 2022
American Chemical Society

About
About ACS Publications
ACS & Open Access

Resources and Information
Journals A-Z

Support & Contact
Help
Live Chat

ACS Publications
Most Trusted. Most Cited. Most Read.

ACS Publishing Center
Privacy Policy
Terms of Use

Connect with ACS Publications

Attachment 60b

```
001    99954925410802
005    20220219213019.0
006    m-----o--d--------
007    cr-cnu||||||||
008    980414c19539999dcuwr-pso-----0---a0eng-c
010    ##$asn 98004593
022    ##$a1520-5118
035    ##$a(DE-599)ZDB1483109 0
035    ##$a(OCoLC)39281168
035    ##$a(CKB)954925410802
035    ##$a(CONSER)sn-98004593-
042    ##$ansdp $apcc
050    00$aS583
060    0#$aW1 JO534D
082    10$a630 $213
210    ##$aJ AGRIC FOOD CHEM
210    ##$aJ AGR FOOD
210    ##$aJ AGR FOOD CHEM
210    ##$aJOURNAL OF AGRICULTURAL & FOOD CHEMISTRY
210    ##$aJ. AGRIC. FOOD CHEM
210    0#$aJ. agric. food chem. $b(Online)
222    #0$aJournal of agricultural and food chemistry $b(Online)
245    00$aJournal of agricultural and food chemistry.
246    30$aAgricultural and food chemistry
260    ##$aWashington, DC : $bAmerican Chemical Society, $c1953-
300    ##$a1 online resource
310    ##$aWeekly, $b2012-
321    ##$aBiweekly, $b2002-2011
321    ##$aFrequency varies, $b1953-2001
336    ##$atext $btxt $2rdacontent
337    ##$acomputer $bc $2rdamedia
338    ##$aonline resource $bcr $2rdacarrier
362    1#$aPrint began with vol. 1, no. 1 (Apr. 1953).
500    ##$aRefereed/Peer-reviewed
525    ##$aSome issues accompanied by supplementary materials or
supporting information.
588    ##$aDescription based on print version record, (ACS
Publications, viewed Aug. 29, 2006); title from contents page.
588    ##$aLatest issue consulted: Volume 69, issue 43 (November 3,
2021), (ACS Publications, viewed Nov. 9, 2021).
650    #0$aAgricultural chemistry $vPeriodicals.
650    #0$aFood $xAnalysis $vPeriodicals.
650    #0$aPlants $xNutrition $vPeriodicals.
650    #0$aAgricultural chemistry.
650    #0$aFood $xAnalysis.
650    #2$aChemistry, Agricultural
650    #2$aFood Analysis
650    #2$aPlants $xchemistry
650    #6$aChimie agricole $vPériodiques.
```

```
650    #6$aAliments $xAnalyse $vPériodiques.
650    #6$aPlantes $xNutrition $vPériodiques.
650    #6$aChimie agricole.
650    #6$aAliments $xAnalyse.
650    #7$aAgricultural chemistry. $2fast $0(OCoLC)fst00800560
650    #7$aFood $xAnalysis. $2fast $0(OCoLC)fst00930460
650    #7$aPlants $xNutrition. $2fast $0(OCoLC)fst01066060
655    #0$aElectronic journals.
655    #2$aPeriodical
655    #7$aPeriodicals. $2fast $0(OCoLC)fst01411641
776    ##$x0021-8561
710    2#$aAmerican Chemical Society.
906    ##$aJOURNAL
```

Attachment 60c

OCLC 1800249 **No holdings in XXX - 596 other holdings**

Continuing Resources

								Rec Stat		**Entered**	19741224	**Replaced**	20211109100312.6
Type	a	**ELvl**		**Srce**	c	**GPub**		**Ctrl**		**Lang**	eng		
BLvl	s	**Form**		**Conf**	0	**Freq**	w	**MRec**		**Ctry**	pau		
S/L	0	**Orig**		**EntW**		**Regl**	r	**Alph**	a				
Desc		**SrTp**	p	**Cont**		**DtSt**	c	**Dates**	1953	, 9999			

010 a 55005942
040 North Carolina Univ. Library $b eng $c DLC $d NSD $d OCL $d DLC $d NSD $d OCL $d NSD $d OCL $d SER $d RCS $d AIP $d OCL $d AIP $d NST $d AGL $d NST $d OCL $d NST $d DLC $d NSD $d MYG $d IUL $d GUA $d OCLCQ $d MXC $d GUA $d LVB $d DLC $d UMC $d CIT $d OCLCQ $d OCLCF $d WIC $d OCLCO $d OCLCQ $d OCLCO $d I8M $d OCLCO $d CNUTO $d PIFPO $d NLM $d OCLCO $d OCLCQ $d CSJ $d OCLCA $d OCLCQ $d GILDS $d CPO $d OCLCQ $d OCLCO $d OCLCA $d CGU $d HUELT $d OCLCQ $d OCLCO $d L2U $d DLC
012 3 $b 3 $d 7 $e n $f - $g p $h - $i 8710 $j 0 $k 1 $l 1 $m 1
016 7 0374755 $2 DNLM
016 7 J10820000 $2 DNLM
019 1754419 $a 186609662 $a 246771138 $a 604577759 $a 822657544 $a 860146850 $a 945482747 $a 1082122891 $a 1109853188 $a 1114932902
022 0 0021-8561 $l 0021-8561 $2 1
030 JAFCAU
032 278000 $b USPS
042 pcc $a nsdp
050 00 S583 $b .J6
060 00 W1 $b JO534D
070 0 381 $b J8223
082 04 630.2405
090 $b
210 0 J. agric. food chem.
222 0 Journal of agricultural and food chemistry
245 00 Journal of agricultural and food chemistry.
246 17 Agricultural and food chemistry
260 [Easton, Pa.] $b [American Chemical Society, Books and Journals Division]
300 volumes $b illustrations $c 31 cm
310 Weekly, $b 2012-
321 Biweekly, $b 2002-2011
321 Monthly, $b <Dec. 1990-2001
321 Bimonthly, $b Jan./Feb. 1960-Nov./Dec. 1989
321 Monthly, $b 1955-1959
321 Biweekly, $b Apr. 1, 1953-<Dec. 22, 1954
336 text $b txt $2 rdacontent
337 unmediated $b n $2 rdamedia
338 volume $b nc $2 rdacarrier
362 0 v. 1- Apr. 1, 1953-

510 2 Chemical abstracts $x 0009-2258
525 Some issues <1978-Jan. 1995 accompanied by supplementary material on microfiche; Feb. 1995-<Feb. 1998, by supporting information on microfiche; current (1995-) supporting information also available online.
530 Also issued on microfiche, microfilm, and online.
550 Volumes for 1953-<54 published by the American Chemical Society; <Jan./Feb. 1976- by the Books and Journals Division, American Chemical Society.
650 0 Agricultural chemistry $v Periodicals.
650 0 Food $x Analysis $v Periodicals.
650 0 Plants $x Nutrition $v Periodicals.
650 2 Chemistry, Agricultural. $0 (DNLM)D002622
650 2 Food-Processing Industry. $0 (DNLM)D005525
650 6 Chimie agricole $v Périodiques.
650 6 Aliments $x Analyse $v Périodiques.
650 6 Plantes $x Nutrition $v Périodiques.
650 7 58.34 food technology. $0 (NL-LeOCL)07760671X $2 bcl
650 7 Agricultural chemistry. $2 fast $0 (OCoLC)fst00800560
650 7 Food $x Analysis. $2 fast $0 (OCoLC)fst00930460
650 7 Plants $x Nutrition. $2 fast $0 (OCoLC)fst01066060
655 2 Periodical. $0 (DNLM)D020492
655 7 Periodicals. $2 fast $0 (OCoLC)fst01411641
655 7 Periodicals. $2 lcgft
710 2 American Chemical Society. $b Books and Journals Division.
776 08 $i Online version: $t Journal of agricultural and food chemistry (Online) $x 1520-5118 $w (DLC)sn 98004593 $w (OCoLC)39281168
850 CPT $a DLC $a DNAL $a DNGA $a ICRL $a InU $a NN $a NRU $a NcRS $a OrU-S
856 41 $u http://pubs.acs.org/journals/jafcau/index.html

Attachment 61a

ACS Publications
Most Trusted. Most Cited. Most Read.

ADVERTISEMENT

RETURN TO ISSUE

< PREV ARTICLE NEXT >

Get e-Alerts

Studies on the Formation and Stability of the Roast-Flavor Compound 2-Acetyl-2-thiazoline

Thomas Hofmann and Peter Schieberle

Cite this: *J. Agric. Food Chem.* 1995, 43, 11, 2946–2950
Publication Date: November 1, 1995
https://doi.org/10.1021/jf00059a032
© **American Chemical Society**
RIGHTS & PERMISSIONS

ACS Legacy Archives

Article Views 453 | Altmetric 3 | Citations 28
LEARN ABOUT THESE METRICS

Share Add to Export
RIS

PDF (575 KB)

Note: In lieu of an abstract, this is the article's first page.

ACS Publications
Most Trusted. Most Cited. Most Read.

Studies on the Formation and Stability of the Roast-Flavor Compound 2-Acetyl-2-thiazoline

Thomas Hofmann[†] and Peter Schieberle*[,‡]

Deutsche Forschungsanstalt für Lebensmittelchemie und Institut für Lebensmittelchemie der Technischen Universität München, Lichtenbergstrasse 4, 85748 Garching, Germany

2-(1-Hydroxyethyl)-4,5-dihydrothiazole (HDT) was identified by ^{1}H- and ^{13}C-NMR measurements as the main volatile product formed by storage of an aqueous solution of cysteamine and methylglyoxal at low temperatures (6 °C). The structure of HDT was confirmed by synthesis. Systematic studies on the thermal stability of the HDT under different conditions either in aqueous solution or during high-resolution gas chromatography revealed that HDT is an important intermediate in the formation of the intensely roasty smelling food flavor compound 2-acetyl-2-thiazoline (AT). Model studies showed that more than 10% of the precursor HDT was converted into AT simply by heating for 10 min in water. The activation energy of this reaction was 57.4 kJ/mol. Experiments on the thermal stability of AT itself revealed that heating in aqueous solution also led to a degradation of AT, whereas heating in an oil significantly stabilized the flavor compound.

Keywords: *2-(1-Hydroxyethyl)-4,5-dihydrothiazole; 2-acetyl-2-thiazoline; flavor precursor; stable isotope dilution analysis*

INTRODUCTION

2-Acetyl-2-thiazoline (AT) has been reported for the first time among food flavors as a volatile constituent of beef broth (Tonsbeek et al., 1971). The compound was later identified in roast beef (Hartmann et al., 1983) and, also, overpasteurized beer (Tressl et al., 1983).

Using aroma extract dilution analysis (AEDA), the flavor compound, eliciting an attractive roasty, popcorn-like odor, has recently been established as a key contributor to several processed meat products, such as chicken broth (Gasser and Grosch, 1990), roast beef (Cerny and Grosch, 1993), stewed beef (Guth and Grosch, 1993), boiled trouts (Milo and Grosch, 1993), and roasted white sesame seeds (Schieberle, 1993). Furthermore, AT was detected among the odor-active volatiles of stewed beef juice (Guth and Grosch, 1994).

Volatile fractions generated by reacting cysteine with carbohydrates exhibit flavors resembling processed beef meat. Investigations on the chemical composition of such fractions have led to the identification of AT among the numerous volatiles generated from such precursor mixtures (Sakaguchi and Shibamoto, 1978; Silwar, 1992). Recent studies applying AEDA on the volatiles formed by the reaction of ribose/cysteine (Hofmann and Schieberle, 1995) have revealed that AT in fact contributes significantly to the roasty odors, and it was concluded that AT is a key odorant of such Maillard-type reaction flavors containing cysteine.

Hayashi and Shibamoto (1985) have reported that AT is formed in relatively high yields by reacting 1-mercapto-2-aminoethane (cysteamine) with 2-oxopropanal (methylglyoxal). This result suggested both compounds are important intermediates in AT formation from cysteine and carbohydrates. On the basis of the fact that at lower temperatures the 2-acetylthiazolidine was predominantly formed, it has been assumed (Hayashi and Shibamoto, 1985) that the flavor compound may be formed by oxidation of this intermediate.

Precursors generating meat-like odorants upon heating are of special interest since they would offer the possibility to enhance the desired flavor *in situ* during cooking.

The following investigation was undertaken to gain a more detailed insight into the intermediates and reaction mechanisms governing the formation of AT from cysteine and carbohydrates and, furthermore, to study the thermal stability of AT.

MATERIALS AND METHODS

Chemicals. 1-Mercapto-2-aminoethane hydrochloride (cysteamine hydrochloride), 2-oxopropanal (methylglyoxal; 40% in water), hydroxypropanoic acid nitrile, and lithium aluminum hydride were obtained commercially (Aldrich, Steinheim, Germany).

Synthesis. *2-(1-Hydroxyethyl)-4,5-dihydrothiazole (HDT).* A mixture of cysteamine hydrochloride (12 mmol), 2-hydroxypropanoic acid nitrile (4 mmol), and ammonium acetate (1 g) in methanol (4 mL) was stirred for 32 h at room temperature. After the addition of water (10 mL), the HDT formed was extracted with diethyl ether (total volume 50 mL), and an aliquot was purified by flash chromatography as detailed in the following: The stationary phase (Bakerbond Diol; 40 μm) was filled 15 cm high into a glass column (35.9 × 1.9 cm; J. T. Baker No. 7022-01) which was equipped with a reservoir (250 mL) and a pressure regulator. The material was then equilibrated by flushing with *n*-pentane/diethyl ether (100 mL, 8 + 2 by vol) under a slight pressure of nitrogen. After application of the concentrated reaction mixture (10 mL) onto the column, elution (6 mL/min) was performed using the following *n*-pentane/diethyl ether mixtures: 180 mL/8 + 2 by vol (fraction A), 180 mL/7 + 3 by vol (fraction B), 150 mL/6 + 4 by vol (fraction C1), 30 mL/6 + 4 by vol (fraction C2), 30 mL/1 + 1 by vol (fraction D1) and another 150 mL/1 + 1 by vol (fraction D2). The 2-(1-hydroxyethyl)-4,5-dihydrothiazole, eluting in fractions C2–D2 (overall yield 61%) was characterized by ^{1}H-NMR (cf. Tables 1 and 2) and mass spectral measurements.

* Author to whom correspondence should be addressed (telephone +49-89-3209-3265; fax +49-89-3209-4183).

[†] Deutsche Forschungsanstalt für Lebensmittelchemie.

[‡] Institut für Lebensmittelchemie der Technischen Universität München.

0021-8561/95/1443-2946$09.00/0 © 1995 American Chemical Society

ACS Publications
Most Trusted. Most Cited. Most Read.

Cited By

Citation Statements beta

Supporting	Mentioning	Contrasting
2	45	0

Explore this article's citation statements on **scite.ai**

powered by scite_

This article is cited by 28 publications.

1. Anna Dach, Peter Schieberle. Changes in the Concentrations of Key Aroma Compounds in Oat (Avena sativa) Flour during Manufacturing of Oat Pastry. *Journal of Agricultural and Food Chemistry* **2021,** *69* (5) , 1589-1597. https://doi.org/10.1021/acs.jafc.0c07499

2. Luigi Poisson, Jonathan Pittet, Anja Schaerer, Frédéric Mestdagh, Tomas Davidek. Quantitative Validation of the In-Bean Approach in Coffee Roasting. *Journal of Agricultural and Food Chemistry* **2020,** *68* (17) , 4732-4742. https://doi.org/10.1021/acs.jafc.9b05436

3. Peter J. Watkins, Damian Frank, Tanoj K. Singh, Owen A. Young, and Robyn D. Warner . Sheepmeat Flavor and the Effect of Different Feeding Systems: A Review. *Journal of Agricultural and Food Chemistry* **2013,** *61* (15) , 3561-3579. https://doi.org/10.1021/jf303768e

4. An Adams and, Norbert De Kimpe. Chemistry of 2-Acetyl-1-pyrroline, 6-Acetyl-1,2,3,4-tetrahydropyridine, 2-Acetyl-2-thiazoline, and 5-Acetyl-2,3-dihydro-4H-thiazine: Extraordinary Maillard Flavor Compounds. *Chemical Reviews* **2006,** *106* (6) , 2299-2319. https://doi.org/10.1021/cr040097y

5. Jing Li, Youyou Yang, Chaohua Tang, Shengnan Yue, Qingyu Zhao, Fadi Li, Junmin Zhang. Changes in lipids and aroma compounds in intramuscular fat from Hu sheep. *Food Chemistry* **2022,** *383* , 132611. https://doi.org/10.1016/j.foodchem.2022.132611

6. Mónica Flores, Laura Perea-Sanz, José Javier López-Díez, Carmela Belloch. Meaty aroma notes from free amino acids and thiamine in nitrite-reduced, dry-fermented, yeast-inoculated sausages. *Food Chemistry* **2021,** *361* , 129997. https://doi.org/10.1016/j.foodchem.2021.129997

7. Xiao-Yuan Wang, Yun-Jiao Ma, Yu Guo, Xiao-Lin Luo, Ming Du, Liang Dong, Pei Yu, Xian-Bing Xu. Reinvestigation of 2-acetylthiazole formation pathways in the Maillard reaction. *Food Chemistry* **2021,** *345* , 128761. https://doi.org/10.1016/j.foodchem.2020.128761

8. Kenneth Smith, Devin G. Peterson. Identification of Aroma Differences in Refined and Whole Grain Extruded Maize Puffs. *Molecules* **2020,** *25* (9) , 2261. https://doi.org/10.3390/molecules25092261

ACS Publications
Most Trusted. Most Cited. Most Read.

10. Chi-Tang Ho, Xin Zheng, Shiming Li. Tea aroma formation. *Food Science and Human Wellness* **2015,** *4* (1) , 9-27. https://doi.org/10.1016/j.fshw.2015.04.001

11. Kanjana Mahattanatawee, Russell L. Rouseff. Comparison of aroma active and sulfur volatiles in three fragrant rice cultivars using GC–Olfactometry and GC–PFPD. *Food Chemistry* **2014,** *154* , 1-6. https://doi.org/10.1016/j.foodchem.2013.12.105

12. Jose del Pulgar, Mar Roldan, Jorge Ruiz-Carrascal. Volatile Compounds Profile of Sous-Vide Cooked Pork Cheeks as Affected by Cooking Conditions (Vacuum Packaging, Temperature and Time). *Molecules* **2013,** *18* (10) , 12538-12547. https://doi.org/10.3390/molecules181012538

13. N. A. Michael Eskin, Chi-Tang Ho, Fereidoon Shahidi. Browning Reactions in Foods. **2013,,,** 245-289. https://doi.org/10.1016/B978-0-08-091809-9.00006-6

14. Hyung Hee Baek. Process Flavors. **2012,,,** 91-104. https://doi.org/10.1002/9781118352434.ch7

15. Robert J. McGorrin. The Significance of Volatile Sulfur Compounds in Food Flavors. **2011,,,** 3-31. https://doi.org/10.1021/bk-2011-1068.ch001

16. V. Varlet, X. Fernandez. Review. Sulfur-containing Volatile Compounds in Seafood: Occurrence, Odorant Properties and Mechanisms of Formation. *Food Science and Technology International* **2010,** *16* (6) , 463-503. https://doi.org/10.1177/1082013210379688

17. Hideki Masuda. Flavor Stability of Tea Drinks. **2008,,,** 275-300. https://doi.org/10.1201/9781420008036.ch17

18. S. Lee, M.K. Park, K.H. Kim, Y.-S. Kim. Effect of Supercritical Carbon Dioxide Decaffeination on Volatile Components of Green Teas. *Journal of Food Science* **2007,** *72* (7) , S497-S502. https://doi.org/10.1111/j.1750-3841.2007.00446.x

19. Jan-Pieter Miedema, Josef Brazsák, Bernhard Ludwig, Alan D. Ellison, John E. Jackson, Eckhard Schildknecht, Chahan Yeretzian, Imre Blank, Stefan Palzer. Application: Parts 5.3 – 5.4. **2007,,,** 515-572. https://doi.org/10.1002/9783527611454.ch5b

20. Kenji KUMAZAWA. Flavor Chemistry of Tea and Coffee Drinks. *Food Science and Technology Research* **2006,** *12* (2) , 71-84. https://doi.org/10.3136/fstr.12.71

21. Hye Sung Ko, Tae Hwan Kim, In Hee Cho, Ji-Yeon Yang, Young-Suk Kim, Hyong Joo Lee. Aroma Active Compounds of Bulgogi. *Journal of Food Science* **2005,** *70* (8) , c517-c522. https://doi.org/10.1111/j.1365-2621.2005.tb11511.x

ACS Publications
Most Trusted. Most Cited. Most Read.

23. Imre Blank. Gas Chromatography – Olfactometry in Food Aroma Analysis. **2001**,,https://doi.org/10.1201/9780203908273.ch11

24. Gary Takeoka. Flavor Chemistry of Vegetables. **1999**,,, 287-304. https://doi.org/10.1007/978-1-4615-4693-1_25

25. Thomas Hofmann. Characterization of precursors and elucidation of the reaction pathway leading to a novel coloured 2H,7H,8aH-pyrano[2,3-b]pyran-3-one from pentoses by quantitative studies and application of 13C-labelling experiments. *Carbohydrate Research* **1998**, *313* (3-4) , 215-224. https://doi.org/10.1016/S0008-6215(98)00280-8

26. K.R. Cadwallader, H.H. Baek. Aroma-impact compounds in cooked tail meat of freshwater crayfish (Procambarus clarkii). **1998**,,, 271-278. https://doi.org/10.1016/S0167-4501(98)80053-8

27. Josef Kerler, Jos G.M. van der Ven, Hugo Weenen. α-Acetyl- N -heterocycles in the Maillard reaction. *Food Reviews International* **1997**, *13* (4) , 553-575. https://doi.org/10.1080/87559129709541140

28. T. Hofmann, P. Schieberle. STUDIES ON INTERMEDIATES GENERATING THE FLAVOUR COMPOUNDS 2-METHYL-3-FURANTHIOL, 2-ACETYL-2-THIAZOLINE AND SOTOLON BY MAILLARD-TYPE REACTIONS. **1996**,,, 182-187. https://doi.org/10.1533/9781845698232.4.182

Partners

Atypon
CHORUS
COPE
COUNTER
Crossref
Crossref Similarity Check
ORCID Connecting Research and Researchers
PORTICO

ACS Publications
Most Trusted. Most Cited. Most Read.

1155 Sixteenth Street N.W.
Washington, DC 20036

ACS Publications
Most Trusted. Most Cited. Most Read.

About

About ACS Publications
ACS & Open Access
ACS Membership

Resources and Information

Journals A-Z
Books and Reference
Advertising Media Kit
Institutional Sales
ACS Publishing Center
Privacy Policy
Terms of Use

Support & Contact

Help
Live Chat
FAQ

Connect with ACS Publications

Attachment 61b

```
001    99954925410802
005    20220219213019.0
006    m-----o--d--------
007    cr-cnu||||||||
008    980414c19539999dcuwr-pso-----0---a0eng-c
010    ##$asn 98004593
022    ##$a1520-5118
035    ##$a(DE-599)ZDB1483109 0
035    ##$a(OCoLC)39281168
035    ##$a(CKB)954925410802
035    ##$a(CONSER)sn-98004593-
042    ##$ansdp $apcc
050    00$aS583
060    0#$aW1 JO534D
082    10$a630 $213
210    ##$aJ AGRIC FOOD CHEM
210    ##$aJ AGR FOOD
210    ##$aJ AGR FOOD CHEM
210    ##$aJOURNAL OF AGRICULTURAL & FOOD CHEMISTRY
210    ##$aJ. AGRIC. FOOD CHEM
210    0#$aJ. agric. food chem. $b(Online)
222    #0$aJournal of agricultural and food chemistry $b(Online)
245    00$aJournal of agricultural and food chemistry.
246    30$aAgricultural and food chemistry
260    ##$aWashington, DC : $bAmerican Chemical Society, $c1953-
300    ##$a1 online resource
310    ##$aWeekly, $b2012-
321    ##$aBiweekly, $b2002-2011
321    ##$aFrequency varies, $b1953-2001
336    ##$atext $btxt $2rdacontent
337    ##$acomputer $bc $2rdamedia
338    ##$aonline resource $bcr $2rdacarrier
362    1#$aPrint began with vol. 1, no. 1 (Apr. 1953).
500    ##$aRefereed/Peer-reviewed
525    ##$aSome issues accompanied by supplementary materials or
supporting information.
588    ##$aDescription based on print version record, (ACS
Publications, viewed Aug. 29, 2006); title from contents page.
588    ##$aLatest issue consulted: Volume 69, issue 43 (November 3,
2021), (ACS Publications, viewed Nov. 9, 2021).
650    #0$aAgricultural chemistry $vPeriodicals.
650    #0$aFood $xAnalysis $vPeriodicals.
650    #0$aPlants $xNutrition $vPeriodicals.
650    #0$aAgricultural chemistry.
650    #0$aFood $xAnalysis.
650    #2$aChemistry, Agricultural
650    #2$aFood Analysis
650    #2$aPlants $xchemistry
650    #6$aChimie agricole $vPériodiques.
```

```
650    #6$aAliments $xAnalyse $vPériodiques.
650    #6$aPlantes $xNutrition $vPériodiques.
650    #6$aChimie agricole.
650    #6$aAliments $xAnalyse.
650    #7$aAgricultural chemistry. $2fast $0(OCoLC)fst00800560
650    #7$aFood $xAnalysis. $2fast $0(OCoLC)fst00930460
650    #7$aPlants $xNutrition. $2fast $0(OCoLC)fst01066060
655    #0$aElectronic journals.
655    #2$aPeriodical
655    #7$aPeriodicals. $2fast $0(OCoLC)fst01411641
776    ##$x0021-8561
710    2#$aAmerican Chemical Society.
906    ##$aJOURNAL
```

Attachment 61c

OCLC 1800249 **No holdings in XXX - 596 other holdings**

Continuing Resources

								Rec Stat		**Entered**	19741224	**Replaced**	20211109100312.6
Type	a	**ELvl**		**Srce**	c	**GPub**		**Ctrl**		**Lang**	eng		
BLvl	s	**Form**		**Conf**	0	**Freq**	w	**MRec**		**Ctry**	pau		
S/L	0	**Orig**		**EntW**		**Regl**	r	**Alph**	a				
Desc		**SrTp**	p	**Cont**		**DtSt**	c	**Dates**	1953	, 9999			

010 a 55005942
040 North Carolina Univ. Library $b eng $c DLC $d NSD $d OCL $d DLC $d NSD $d OCL $d NSD $d OCL $d SER $d RCS $d AIP $d OCL $d AIP $d NST $d AGL $d NST $d OCL $d NST $d DLC $d NSD $d MYG $d IUL $d GUA $d OCLCQ $d MXC $d GUA $d LVB $d DLC $d UMC $d CIT $d OCLCQ $d OCLCF $d WIC $d OCLCO $d OCLCQ $d OCLCO $d I8M $d OCLCO $d CNUTO $d PIFPO $d NLM $d OCLCO $d OCLCQ $d CSJ $d OCLCA $d OCLCQ $d GILDS $d CPO $d OCLCQ $d OCLCO $d OCLCA $d CGU $d HUELT $d OCLCQ $d OCLCO $d L2U $d DLC
012 3 $b 3 $d 7 $e n $f - $g p $h - $i 8710 $j 0 $k 1 $l 1 $m 1
016 7 0374755 $2 DNLM
016 7 J10820000 $2 DNLM
019 1754419 $a 186609662 $a 246771138 $a 604577759 $a 822657544 $a 860146850 $a 945482747 $a 1082122891 $a 1109853188 $a 1114932902
022 0 0021-8561 $l 0021-8561 $2 1
030 JAFCAU
032 278000 $b USPS
042 pcc $a nsdp
050 00 S583 $b .J6
060 00 W1 $b JO534D
070 0 381 $b J8223
082 04 630.2405
090 $b
210 0 J. agric. food chem.
222 0 Journal of agricultural and food chemistry
245 00 Journal of agricultural and food chemistry.
246 17 Agricultural and food chemistry
260 [Easton, Pa.] $b [American Chemical Society, Books and Journals Division]
300 volumes $b illustrations $c 31 cm
310 Weekly, $b 2012-
321 Biweekly, $b 2002-2011
321 Monthly, $b <Dec. 1990-2001
321 Bimonthly, $b Jan./Feb. 1960-Nov./Dec. 1989
321 Monthly, $b 1955-1959
321 Biweekly, $b Apr. 1, 1953-<Dec. 22, 1954
336 text $b txt $2 rdacontent
337 unmediated $b n $2 rdamedia
338 volume $b nc $2 rdacarrier
362 0 v. 1- Apr. 1, 1953-

510 2 Chemical abstracts $x 0009-2258
525 Some issues <1978-Jan. 1995 accompanied by supplementary material on microfiche; Feb. 1995-<Feb. 1998, by supporting information on microfiche; current (1995-) supporting information also available online.
530 Also issued on microfiche, microfilm, and online.
550 Volumes for 1953-<54 published by the American Chemical Society; <Jan./Feb. 1976- by the Books and Journals Division, American Chemical Society.
650 0 Agricultural chemistry $v Periodicals.
650 0 Food $x Analysis $v Periodicals.
650 0 Plants $x Nutrition $v Periodicals.
650 2 Chemistry, Agricultural. $0 (DNLM)D002622
650 2 Food-Processing Industry. $0 (DNLM)D005525
650 6 Chimie agricole $v Périodiques.
650 6 Aliments $x Analyse $v Périodiques.
650 6 Plantes $x Nutrition $v Périodiques.
650 7 58.34 food technology. $0 (NL-LeOCL)07760671X $2 bcl
650 7 Agricultural chemistry. $2 fast $0 (OCoLC)fst00800560
650 7 Food $x Analysis. $2 fast $0 (OCoLC)fst00930460
650 7 Plants $x Nutrition. $2 fast $0 (OCoLC)fst01066060
655 2 Periodical. $0 (DNLM)D020492
655 7 Periodicals. $2 fast $0 (OCoLC)fst01411641
655 7 Periodicals. $2 lcgft
710 2 American Chemical Society. $b Books and Journals Division.
776 08 $i Online version: $t Journal of agricultural and food chemistry (Online) $x 1520-5118 $w (DLC)sn 98004593 $w (OCoLC)39281168
850 CPT $a DLC $a DNAL $a DNGA $a ICRL $a InU $a NN $a NRU $a NcRS $a OrU-S
856 41 $u http://pubs.acs.org/journals/jafcau/index.html

Attachment 62a

LIBRARY | CATALOG

Search Navigation 2 of 16

BOOK

Flavours and fragrances : chemistry, bioprocessing and sustainability

Full Record **MARC Tags**

000		01465cam a22003617a 4500
001		14641824
005		20120525094211.0
008		061121s2007 gw a b 001 0 eng
906	__	|**a** 7 |**b** cbc |**c** copycat |**d** 2 |**e** ncip |**f** 20 |**g** y-gencatlg
925	0_	|**a** acquire |**b** 2 shelf copies |**x** policy default
955	__	|**a** pc17 2006-11-21 |**a** jp00 2007-04-27 |**a** jp43 2007-05-14 z-processor |**i** jp43 2007-05-14 |**e** jp43 2007-05-14 to Dewey |**a** aa07 2007-06-19
010	__	|**a** 2006939012
015	__	|**a** GBA701206 |**2** bnb
016	7_	|**a** 013634518 |**2** Uk
020	__	|**a** 9783540493389 (acid-free paper)
020	__	|**a** 3540493387 (acid-free paper)
035	__	|**a** (OCoLC)ocm77541318
040	__	|**a** UKM |**c** UKM |**d** OHX |**d** BAKER |**d** AGL |**d** DLC
042	__	|**a** lccopycat
050	00	|**a** TP418 |**b** .F58 2007
082	00	|**a** 664/.07 |**2** 22
245	00	|**a** Flavours and fragrances : |**b** chemistry, bioprocessing and sustainability / |**c** R.G. Berger (ed.).
260	__	|**a** Berlin ; |**a** New York : |**b** Springer, |**c** c2007.

300	__	|**a** xvi, 648 p. : |**b** ill. (some col.) ; |**c** 24 cm.
504	__	|**a** Includes bibliographical references and index.
650	_0	|**a** Flavoring essences.
650	_0	|**a** Food |**x** Odor.
650	_0	|**a** Perfumes, Synthetic.
650	_0	|**a** Industrial microbiology.
700	1_	|**a** Berger, Ralf G., |**d** 1953-
856	42	|**3** Publisher description |**u** http://www.loc.gov/catdir/enhancements/fy0824/2006939012-d.html
856	41	|**3** Table of contents only |**u** http://www.loc.gov/catdir/enhancements/fy0824/2006939012-t.html
991	__	|**b** r-SciRR |**h** TP418 |**i** .F58 2007 |**t** Copy 1 |**w** GenBib

Request this Item | LC Find It

Item Availability

CALL NUMBER	TP418 .F58 2007 Copy 1
Request in	Reference - Science & Business Reading Rm (Adams, 5th Floor)
Status	Not Charged

Attachment 62b

Case No.: IPR2023-00208
U.S. Patent No. 11,013,250

The Library of Congress

>> Go to Library of Congress Online Catalog

LIBRARY OF CONGRESS AUTHORITIES

Help | New Search | Search History | Headings List | Start Over

Previous Next

MARC Display | Labelled Display

LC control no.: sh 85050205
LCCN Permalink: https://lccn.loc.gov/sh85050205
HEADING: Food Odor

000 00439cz a2200193n 450
001 4701871
005 20120323073951.0
008 860211i| anannbabn |a ana
010 __ |**a** sh 85050205
035 __ |**a** (DLC)sh 85050205
035 __ |**a** (DLC)48556
040 __ |**a** DLC |**c** DLC |**d** DLC
150 __ |**a** Food |**x** Odor
450 __ |**a** Aroma of food
450 __ |**a** Food odor
450 __ |**a** Food odors
550 __ |**w** g |**a** Odors
906 __ |**t** 9740 |**u** te03 |**v** 0
953 __ |**a** xx00 |**b** jc02

Previous Next

Save, Print or Email Records (View Help)

Select Download Format: Text (Labelled Display) Press to SAVE or PRINT

Email Text (Labelled Display) to: Press to SEND EMAIL

Help - Search - Search History - Headings List - Start Over

Library of Congress
URL: https://www.loc.gov/

Mailing Address:
101 Independence Ave, S.E.

Library of Congress Authorities
URL: http://authorities.loc.gov/
Library of Congress Online Catalog
URL: https://catalog.loc.gov/

Questions, comments, error reports: Contact Us

Washington, DC 20540

Attachment 62c

Case No.: IPR2023-00208
U.S. Patent No. 11,013,250

The Library of Congress

>> Go to Library of Congress Online Catalog

LIBRARY OF CONGRESS AUTHORITIES

Help | New Search | Search History | Headings List | Start Over

Previous Next

MARC Display | Labelled Display

LC control no.: sh 85099841
LCCN Permalink: https://lccn.loc.gov/sh85099841
HEADING: Perfumes, Synthetic

000 00429cz a2200181n 450
001 4749646
005 20120327100107.0
008 860211i| anannbabn |b ana
010 __ |**a** sh 85099841
035 __ |**a** (DLC)sh 85099841
035 __ |**a** (DLC)96331
040 __ |**a** DLC |**c** DLC |**d** DLC
053 _0 |**a** TP983
150 __ |**a** Perfumes, Synthetic
450 __ |**a** Synthetic perfumes
550 __ |**w** g |**a** Synthetic products
906 __ |**t** 9499 |**u** ---- |**v** 0
953 __ |**a** xx00

Previous Next

Save, Print or Email Records (View Help)

Select Download Format: Text (Labelled Display) Press to SAVE or PRINT

Email Text (Labelled Display) to: Press to SEND EMAIL

Help - Search - Search History - Headings List - Start Over

Library of Congress
URL: https://www.loc.gov/

Mailing Address:
101 Independence Ave,
S.E.
Washington, DC 20540

Library of Congress Authorities
URL: http://authorities.loc.gov/
Library of Congress Online Catalog
URL: https://catalog.loc.gov/

Questions, comments, error reports: Contact Us