OCLC 1482120 **No holdings in XXX - 877 other holdings**

Continuing Resources

								Rec Stat		**Entered**	19750727	**Replaced**	20200804172916.6
Type	a	**ELvl**		**Srce**	c	**GPub**		**Ctrl**		**Lang**	eng		
BLvl	s	**Form**		**Conf**	0	**Freq**	s	**MRec**		**Ctry**	ne		
S/L	0	**Orig**		**EntW**		**Regl**	r	**Alph**	a				
Desc		**SrTp**	p	**Cont**		**DtSt**	c	**Dates**	1951,	9999			

010 44005905
040 MUL $b eng $c MUL $d NSD $d DXU $d OCL $d NSD $d YUS $d HUL $d DLC $d SER $d NSD $d AIP $d NST $d DLC $d NST $d AGL $d NST $d OCL $d GUA $d NSD $d OCL $d HUL $d MYG $d GUA $d OCLCQ $d MYG $d OCLCQ $d OCL $d NLM $d MUQ $d CLU $d OCLCQ $d NLGGC $d EEM $d OCLCQ $d DLC $d OCL $d OCLCF $d P4I $d ORZ $d OCLCO $d EUW $d OCLCO $d OCLCQ $d OCLCO $d CASUM $d OCLCO $d DLC $d OCLCA $d VOD $d CGU $d IUL $d NJR $d OKS $d TEU $d NLE $d NUKAT $d LTU $d UKUOY $d QE2 $d LUN $d MYPUT $d UKMGB $d L2U
012 3 $e n $j 0 $k 1 $m 1
016 7 0372430 $2 DNLM
016 7 A60645000 $2 DNLM
016 7 012104592 $2 Uk
019 471072166 $a 779678743 $a 925919992 $a 963566035 $a 990413852 $a 995478482 $a 1006251198 $a 1012006989 $a 1051431983 $a 1064317305 $a 1084967277 $a 1179452888
022 0 0003-9861 $l 0003-9861 $2 j
030 ABBIA4
032 029580 $b USPS
042 pcc
050 00 QP501 $b .A77
060 00 W1 $b AR449
070 0 381 $b Ar2
082 04 574.1905
090 $b
210 0 Arch. biochem. biophys. $b (Print)
222 0 Archives of biochemistry and biophysics $b (Print)
245 00 Archives of biochemistry and biophysics.
246 13 ABB $f <June 2005-
260 New York, $b Academic Press, $c 1951-
260 $3 <2005- : $a Amsterdam, $b Elsevier
300 volumes $b illustrations $c 23 cm
310 Semimonthly, $b <Apr. 15, 1996-
321 Fourteen no. a year
336 text $b txt $2 rdacontent
337 unmediated $b n $2 rdamedia
338 volume $b nc $2 rdacarrier
362 0 v. 31- Mar. 1951-
510 2 Chemical abstracts $x 0009-2258
555 Vols. 1-75, 1942-1958. 1 v. (Includes index to the journal under its earlier title).

580 The journal: Nitric oxide, is also called: Archives of biochemistry and biophysics. Part B.
580 Absorbed: Molecular cell biology research communications, Nov. 2001.
650 0 Biochemistry $v Periodicals.
650 6 Biochimie $v Périodiques.
650 6 Biophysique $v Périodiques.
650 7 42.12 biophysics. $0 (NL-LeOCL)07760301X $2 bcl
650 7 35.70 biochemistry: general. $0 (NL-LeOCL)077596110 $2 bcl
650 7 Biochemistry. $2 fast $0 (OCoLC)fst00831961
650 17 Biochemie. $2 gtt
650 17 Biofysica. $2 gtt
650 2 Biochemistry. $0 (DNLM)D001671
650 2 Biophysics. $0 (DNLM)D001703
655 4 Fulltext.
655 4 Periodicals.
655 4 Internet Resources.
655 7 Periodicals. $2 fast $0 (OCoLC)fst01411641
655 7 Electronic journals. $2 lcgft
655 7 Periodicals. $2 rbgenr
655 2 Periodical. $0 (DNLM)D020492
770 0 $t Archives of biochemistry and biophysics. Supplement $x 0570-6963 $w (DLC)sn 83008155 $w (OCoLC)1778620
776 08 $i Online version: $t Archives of biochemistry and biophysics (Online) $x 1096-0384 $w (DLC)sn 97000902 $w (OCoLC)36995651
776 08 $i Online version: $t Archives of biochemistry and biophysics $w (OCoLC)560518500
780 00 $t Archives of biochemistry $x 0096-9621 $w (DLC)sf 82006998 $w (OCoLC)1639651
780 15 $t Molecular cell biology research communications $g Nov. 2001 $x 1522-4724 $w (DLC)sn 98001332 $w (OCoLC)40198246
785 01 $t Nitric oxide $g 1997- $x 1089-8603 $w (DLC) 97660095 $w (OCoLC)35147437
850 CU-A $a CU-S $a CaMWU $a CaMWUC $a CaSSU $a CoU $a DLC $a DNAL $a GU $a KMK $a MMeT $a MnSU $a MnU $a NjR $a PU $a ViW
856 41 $u http://www.sciencedirect.com/science/journal/00039861
856 41 $u http://firstsearch.oclc.org $z Address for accessing the journal using authorization number and password through OCLC FirstSearch Electronic Collections Online. Subscription to online journal required for access to abstracts and full text
856 41 $u http://firstsearch.oclc.org/journal=0003-9861;screen=info;ECOIP $z Address for accessing the journal from an authorized IP address through OCLC FirstSearch Electronic Collections Online. Subscription to online journal required for access to abstracts and full text
856 41 $u http://proxy.lib.odu.edu/login?url=http://firstsearch.oclc.org/fsip?autho=100259799&dbname=eco&journal=0003-9861&screen=info&done=referer $z Connect to earlier years. (Authorized users only)

Attachment 21d

Case No.: IPR2023-00209
U.S. Patent No. 10,039,306

The Library of Congress

>> Go to Library of Congress Online Catalog

LIBRARY OF CONGRESS AUTHORITIES

Help | New Search | Search History | Headings List | Start Over

Previous Next

MARC Display | Labelled Display

LC control no.: sh2007101985
LCCN Permalink: https://lccn.loc.gov/sh2007101985
HEADING: Biochemistry Periodicals

000 00471cz a2200169n 450
001 7416979
005 20110729155828.0
008 071129|| anannbabn |n ana
010 __ |**a** sh2007101985
035 __ |**a** (DLC)373503
035 __ |**a** (DLC)sh2007101985
040 __ |**a** DLC |**b** eng |**c** DLC
150 __ |**a** Biochemistry |**v** Periodicals
667 __ |**a** Record generated for validation purposes.
670 __ |**a** Work cat.: Journal of the Chemical Society, 1972-c1999
906 __ |**t** 8888 |**u** te00 |**v** 0
953 __ |**a** te00

Previous Next

Save, Print or Email Records (View Help)

Select Download Format: Text (Labelled Display) | Press to SAVE or PRINT

Email Text (Labelled Display) to: | Press to SEND EMAIL

Help - Search - Search History - Headings List - Start Over

Library of Congress
URL: https://www.loc.gov/

Mailing Address:
101 Independence Ave,
S.E.
Washington, DC 20540

Library of Congress Authorities
URL: http://authorities.loc.gov/
Library of Congress Online Catalog
URL: https://catalog.loc.gov/

Questions, comments, error reports: Contact Us

Attachment 22a

MARC Bibliographic Record

```
LEADER    02945cas a2200781 a 4500
   001    997734673602122
   005    20150313114717.0
   008    741224c19539999paumr1p 0uuua0eng c
   010          $aa 55005942
   019          $a01754419
   022    0_    $a0021-8561
   030          $aJAFCAU
   032          $a278000$bUSPS
   035          $a(OCoLC)ocm01800249
   035          $9ADX4328UW
   035          $a773467
   035          $a(WU)773467-uwmadisondb
```

Case No.: IPR2023-00209
U.S. Patent No. 10,039,306

035 $z(OCoLC)01754419

035 $a(EXLNZ-01UWI_NETWORK)999542484302121

040 $aNorth Carolina Univ. Library$beng$cDLC$dNSD$dOCL$dDLC$dNSD$dOCL$dNSD$dOCL$dSER$dRCS$dAIP$dOCL$dAIP$dCRL

042 alcansdp

050 0_ $aS583$b.J6

060 0_ $aW1 JO534D

069 1_ $aJ10820000

082 $a630.2405

090 $aS583$b.J6

210 0_ $aJ. agric. food chem.

222 _0 $aJournal of agricultural and food chemistry

245 00 $aJournal of agricultural and food chemistry.

246 17 $aAgricultural and food chemistry

260 $aEaston, Pa. :$bAmerican Chemical Society, Books and Journals Division.

300 $avolumes :$billustrations ;$c31 cm

Case No.: IPR2023-00209
U.S. Patent No. 10,039,306

310 $aMonthly

321 $aBimonthly,$b<, Jan./Feb. 1976-?>

321 $aBiweekly,$bApr. 1, 1953-<Dec. 22, 1954>

336 $atext$btxt$2rdacontent

337 $aunmediated$bn$2rdamedia

338 $avolume$bnc$2rdacarrier

362 1_ $aBegan with Apr. 1, 1953 issue.$zCf. OCLC.

500 $aDescription based on: Vol. 25, no. 1 (Jan.-Feb. 1977); title from cover.

500 $a"An American Chemical Society publication."

500 $aPlace of publication varies.

530 $aAlso available on the Internet.

530 $aAlso available on microfiche and microfim.

510 2_ $aBiological abstracts$x0006-3169

510 2_ $aBibliography of agriculture$x0006-1530

510 2_ $aChemical abstracts$x0009-2258

Case No.: IPR2023-00209
U.S. Patent No. 10,039,306

510 2_ $aCoal abstracts$x0309-4979

510 2_ $aEnergy information abstracts$x0147-6521

510 2_ $aEnergy research abstracts$x0160-3604

510 2_ $aEnvironment abstracts$x0093-3287

510 2_ $aExcerpta medica

510 0_ $aIndex medicus$x0019-3879

510 2_ $aInternational aerospace abstracts$x0020-5842

510 0_ $aNuclear science abstracts$x0029-5612

510 2_ $aPESTDOC

510 2_ $aRINGDOC

510 2_ $aSelected water resources abstracts$x0037-136X

510 2_ $aVETDOC

550 $aVols. for 1953-<54> published by the American Chemical Society; <Jan./Feb. 1976-> by the Books and Journals Division, American Chemical Society.

650 _0 $aAgricultural chemistry$vPeriodicals.

650 _0 $aFood$xAnalysis$vPeriodicals.

Case No.: IPR2023-00209
U.S. Patent No. 10,039,306

```
650    _0    $aPlants$xNutrition$vPeriodicals.

650    _2    $aFood$xchemistry$vperiodicals.

650    _2    $aChemistry, Agricultural$vperiodicals.

710    2_    $aAmerican Chemical Society.

710    2_    $aAmerican Chemical Society.$bBooks and Journals Division.

776    1_    $tJournal of agriculture and food chemistry$x0021-8561$w(OCoLC)07385304

997          $aMARCIVE


LEADER       -----nas--2200793-a-4500

001          991021972565302122

005          20220219213019.0

006          m-----o--d--------

007          cr-cnu||||||||

008          980414c19539999dcuwr-pso-----0---a0eng-c

010          $asn 98004593

022          $a1520-5118
```

Case No.: IPR2023-00209
U.S. Patent No. 10,039,306

```
035          $a(DE-599)ZDB1483109 0
035          $a(OCoLC)39281168
035          $a(CKB)954925410802
035          $a(CONSER)sn-98004593-
035          $a(EXLCZ)99954925410802
042          $ansdp$apcc
050    00    $aS583
060    0_    $aW1 JO534D
082    10    $a630$213
210          $aJ AGRIC FOOD CHEM
210          $aJ AGR FOOD
210          $aJ AGR FOOD CHEM
210          $aJOURNAL OF AGRICULTURAL & FOOD CHEMISTRY
210          $aJ. AGRIC. FOOD CHEM
210    0_    $aJ. agric. food chem.$b(Online)
```

Case No.: IPR2023-00209
U.S. Patent No. 10,039,306

222 _0 $aJournal of agricultural and food chemistry$b(Online)

245 00 $aJournal of agricultural and food chemistry.

246 30 $aAgricultural and food chemistry

260 $aWashington, DC :$bAmerican Chemical Society,$c1953-

300 $a1 online resource

310 $aWeekly,$b2012-

321 $aBiweekly,$b2002-2011

321 $aFrequency varies,$b1953-2001

336 $atext$btxt$2rdacontent

337 $acomputer$bc$2rdamedia

338 $aonline resource$bcr$2rdacarrier

362 1_ $aPrint began with vol. 1, no. 1 (Apr. 1953).

500 $aRefereed/Peer-reviewed

525 $aSome issues accompanied by supplementary materials or supporting information.

588 $aDescription based on print version record, (ACS Publications, viewed Aug. 29, 2006); title from contents page.

Case No.: IPR2023-00209
U.S. Patent No. 10,039,306

```
588          $aLatest issue consulted: Volume 69, issue 43 (November 3, 2021), (ACS Publications,
             viewed Nov. 9, 2021).

650    _0    $aAgricultural chemistry$vPeriodicals.

650    _0    $aFood$xAnalysis$vPeriodicals.

650    _0    $aPlants$xNutrition$vPeriodicals.

650    _0    $aAgricultural chemistry.

650    _0    $aFood$xAnalysis.

650    _2    $aChemistry, Agricultural

650    _2    $aFood Analysis

650    _2    $aPlants$xchemistry

650    _6    $aChimie agricole$vPériodiques.

650    _6    $aAliments$xAnalyse$vPériodiques.

650    _6    $aPlantes$xNutrition$vPériodiques.

650    _6    $aChimie agricole.

650    _6    $aAliments$xAnalyse.

650    _7    $aAgricultural chemistry.$2fast$0(OCoLC)fst00800560
```

Case No.: IPR2023-00209
U.S. Patent No. 10,039,306

```
650    _7    $aFood$xAnalysis.$2fast$0(OCoLC)fst00930460

650    _7    $aPlants$xNutrition.$2fast$0(OCoLC)fst01066060

655    _0    $aElectronic journals.

655    _2    $aPeriodical

655    _7    $aPeriodicals.$2fast$0(OCoLC)fst01411641

776          $x0021-8561

710    2_    $aAmerican Chemical Society.

906          $aJOURNAL
```

MMS IDs

Document ID:

999542484302121

Network Electronic IDs:

9911025072902121, 9910513357102121

Network Physical IDs:

999542484302121

mms_gb_ids:

99785553402123, 991006765011702123

mms_mad_ids:

997734673602122, 991021972565302122

mms_ml_ids:

993163333402124, 991012383187802124

mms_osh_ids:

992953413502126, 991004575324202126

mms_ww_ids:

996688913702133, 991015497935702133

mms_ec_ids:

99925243618302134

mms_lc_ids:

991016449443802125

mms_pl_ids:

99901304316302127

mms_plt_ids:

991013472276602128

mms_rf_ids:

991013775850402129

mms_sf_ids:

991014916771502130

mms_st_ids:

991013508565402131

mms_sup_ids:

99916320065102132

Attachment 22b

OCLC 1800249 **No holdings in XXX - 596 other holdings**

Continuing Resources

								Rec Stat		**Entered**	19741224	**Replaced**	20211109100312.6
Type	a	**ELvl**		**Srce**	c	**GPub**		**Ctrl**		**Lang**	eng		
BLvl	s	**Form**		**Conf**	0	**Freq**	w	**MRec**		**Ctry**	pau		
S/L	0	**Orig**		**EntW**		**Regl**	r	**Alph**	a				
Desc		**SrTp**	p	**Cont**		**DtSt**	c	**Dates**	1953	, 9999			

010 a 55005942
040 North Carolina Univ. Library $b eng $c DLC $d NSD $d OCL $d DLC $d NSD $d OCL $d NSD $d OCL $d SER $d RCS $d AIP $d OCL $d AIP $d NST $d AGL $d NST $d OCL $d NST $d DLC $d NSD $d MYG $d IUL $d GUA $d OCLCQ $d MXC $d GUA $d LVB $d DLC $d UMC $d CIT $d OCLCQ $d OCLCF $d WIC $d OCLCO $d OCLCQ $d OCLCO $d I8M $d OCLCO $d CNUTO $d PIFPO $d NLM $d OCLCO $d OCLCQ $d CSJ $d OCLCA $d OCLCQ $d GILDS $d CPO $d OCLCQ $d OCLCO $d OCLCA $d CGU $d HUELT $d OCLCQ $d OCLCO $d L2U $d DLC
012 3 $b 3 $d 7 $e n $f - $g p $h - $i 8710 $j 0 $k 1 $l 1 $m 1
016 7 0374755 $2 DNLM
016 7 J10820000 $2 DNLM
019 1754419 $a 186609662 $a 246771138 $a 604577759 $a 822657544 $a 860146850 $a 945482747 $a 1082122891 $a 1109853188 $a 1114932902
022 0 0021-8561 $l 0021-8561 $2 1
030 JAFCAU
032 278000 $b USPS
042 pcc $a nsdp
050 00 S583 $b .J6
060 00 W1 $b JO534D
070 0 381 $b J8223
082 04 630.2405
090 $b
210 0 J. agric. food chem.
222 0 Journal of agricultural and food chemistry
245 00 Journal of agricultural and food chemistry.
246 17 Agricultural and food chemistry
260 [Easton, Pa.] $b [American Chemical Society, Books and Journals Division]
300 volumes $b illustrations $c 31 cm
310 Weekly, $b 2012-
321 Biweekly, $b 2002-2011
321 Monthly, $b <Dec. 1990-2001
321 Bimonthly, $b Jan./Feb. 1960-Nov./Dec. 1989
321 Monthly, $b 1955-1959
321 Biweekly, $b Apr. 1, 1953-<Dec. 22, 1954
336 text $b txt $2 rdacontent
337 unmediated $b n $2 rdamedia
338 volume $b nc $2 rdacarrier
362 0 v. 1- Apr. 1, 1953-

510 2 Chemical abstracts $x 0009-2258
525 Some issues <1978-Jan. 1995 accompanied by supplementary material on microfiche; Feb. 1995-<Feb. 1998, by supporting information on microfiche; current (1995-) supporting information also available online.
530 Also issued on microfiche, microfilm, and online.
550 Volumes for 1953-<54 published by the American Chemical Society; <Jan./Feb. 1976- by the Books and Journals Division, American Chemical Society.
650 0 Agricultural chemistry $v Periodicals.
650 0 Food $x Analysis $v Periodicals.
650 0 Plants $x Nutrition $v Periodicals.
650 2 Chemistry, Agricultural. $0 (DNLM)D002622
650 2 Food-Processing Industry. $0 (DNLM)D005525
650 6 Chimie agricole $v Périodiques.
650 6 Aliments $x Analyse $v Périodiques.
650 6 Plantes $x Nutrition $v Périodiques.
650 7 58.34 food technology. $0 (NL-LeOCL)07760671X $2 bcl
650 7 Agricultural chemistry. $2 fast $0 (OCoLC)fst00800560
650 7 Food $x Analysis. $2 fast $0 (OCoLC)fst00930460
650 7 Plants $x Nutrition. $2 fast $0 (OCoLC)fst01066060
655 2 Periodical. $0 (DNLM)D020492
655 7 Periodicals. $2 fast $0 (OCoLC)fst01411641
655 7 Periodicals. $2 lcgft
710 2 American Chemical Society. $b Books and Journals Division.
776 08 $i Online version: $t Journal of agricultural and food chemistry (Online) $x 1520-5118 $w (DLC)sn 98004593 $w (OCoLC)39281168
850 CPT $a DLC $a DNAL $a DNGA $a ICRL $a InU $a NN $a NRU $a NcRS $a OrU-S
856 41 $u http://pubs.acs.org/journals/jafcau/index.html

Attachment 23a

MARC Bibliographic Record

```
LEADER    02945cas a2200781 a 4500
  001     997734673602122
  005     20150313114717.0
  008     741224c19539999paumr1p 0uuua0eng c
  010           $aa 55005942
  019           $a01754419
  022     0_    $a0021-8561
  030           $aJAFCAU
  032           $a278000$bUSPS
  035           $a(OCoLC)ocm01800249
  035           $9ADX4328UW
  035           $a773467
  035           $a(WU)773467-uwmadisondb
```

Case No.: IPR2023-00209
U.S. Patent No. 10,039,306

035 $z(OCoLC)01754419

035 $a(EXLNZ-01UWI_NETWORK)999542484302121

040 $aNorth Carolina Univ. Library$beng$cDLC$dNSD$dOCL$dDLC$dNSD$dOCL$dNSD$dOCL$dSER$dRCS$dAIP$dOCL$dAIP$dCRL

042 alcansdp

050 0_ $aS583$b.J6

060 0_ $aW1 JO534D

069 1_ $aJ10820000

082 $a630.2405

090 $aS583$b.J6

210 0_ $aJ. agric. food chem.

222 _0 $aJournal of agricultural and food chemistry

245 00 $aJournal of agricultural and food chemistry.

246 17 $aAgricultural and food chemistry

260 $aEaston, Pa. :$bAmerican Chemical Society, Books and Journals Division.

300 $avolumes :$billustrations ;$c31 cm

Case No.: IPR2023-00209
U.S. Patent No. 10,039,306

310 $aMonthly

321 $aBimonthly,$b<, Jan./Feb. 1976-?>

321 $aBiweekly,$bApr. 1, 1953-<Dec. 22, 1954>

336 $atext$btxt$2rdacontent

337 $aunmediated$bn$2rdamedia

338 $avolume$bnc$2rdacarrier

362 1_ $aBegan with Apr. 1, 1953 issue.$zCf. OCLC.

500 $aDescription based on: Vol. 25, no. 1 (Jan.-Feb. 1977); title from cover.

500 $a"An American Chemical Society publication."

500 $aPlace of publication varies.

530 $aAlso available on the Internet.

530 $aAlso available on microfiche and microfim.

510 2_ $aBiological abstracts$x0006-3169

510 2_ $aBibliography of agriculture$x0006-1530

510 2_ $aChemical abstracts$x0009-2258

Case No.: IPR2023-00209
U.S. Patent No. 10,039,306

510 2_ $aCoal abstracts$x0309-4979

510 2_ $aEnergy information abstracts$x0147-6521

510 2_ $aEnergy research abstracts$x0160-3604

510 2_ $aEnvironment abstracts$x0093-3287

510 2_ $aExcerpta medica

510 0_ $aIndex medicus$x0019-3879

510 2_ $aInternational aerospace abstracts$x0020-5842

510 0_ $aNuclear science abstracts$x0029-5612

510 2_ $aPESTDOC

510 2_ $aRINGDOC

510 2_ $aSelected water resources abstracts$x0037-136X

510 2_ $aVETDOC

550 $aVols. for 1953-<54> published by the American Chemical Society; <Jan./Feb. 1976-> by the Books and Journals Division, American Chemical Society.

650 _0 $aAgricultural chemistry$vPeriodicals.

650 _0 $aFood$xAnalysis$vPeriodicals.

Case No.: IPR2023-00209
U.S. Patent No. 10,039,306

```
650    _0    $aPlants$xNutrition$vPeriodicals.

650    _2    $aFood$xchemistry$vperiodicals.

650    _2    $aChemistry, Agricultural$vperiodicals.

710    2_    $aAmerican Chemical Society.

710    2_    $aAmerican Chemical Society.$bBooks and Journals Division.

776    1_    $tJournal of agriculture and food chemistry$x0021-8561$w(OCoLC)07385304

997          $aMARCIVE

LEADER       -----nas--2200793-a-4500

001          991021972565302122

005          20220219213019.0

006          m-----o--d--------

007          cr-cnu||||||||

008          980414c19539999dcuwr-pso-----0---a0eng-c

010          $asn 98004593

022          $a1520-5118
```

Case No.: IPR2023-00209
U.S. Patent No. 10,039,306

```
035          $a(DE-599)ZDB1483109 0
035          $a(OCoLC)39281168
035          $a(CKB)954925410802
035          $a(CONSER)sn-98004593-
035          $a(EXLCZ)99954925410802
042          $ansdp$apcc
050    00    $aS583
060    0_    $aW1 JO534D
082    10    $a630$213
210          $aJ AGRIC FOOD CHEM
210          $aJ AGR FOOD
210          $aJ AGR FOOD CHEM
210          $aJOURNAL OF AGRICULTURAL & FOOD CHEMISTRY
210          $aJ. AGRIC. FOOD CHEM
210    0_    $aJ. agric. food chem.$b(Online)
```

Case No.: IPR2023-00209
U.S. Patent No. 10,039,306

222 _0 $aJournal of agricultural and food chemistry$b(Online)

245 00 $aJournal of agricultural and food chemistry.

246 30 $aAgricultural and food chemistry

260 $aWashington, DC :$bAmerican Chemical Society,$c1953-

300 $a1 online resource

310 $aWeekly,$b2012-

321 $aBiweekly,$b2002-2011

321 $aFrequency varies,$b1953-2001

336 $atext$btxt$2rdacontent

337 $acomputer$bc$2rdamedia

338 $aonline resource$bcr$2rdacarrier

362 1_ $aPrint began with vol. 1, no. 1 (Apr. 1953).

500 $aRefereed/Peer-reviewed

525 $aSome issues accompanied by supplementary materials or supporting information.

588 $aDescription based on print version record, (ACS Publications, viewed Aug. 29, 2006); title from contents page.

Case No.: IPR2023-00209
U.S. Patent No. 10,039,306

588 $aLatest issue consulted: Volume 69, issue 43 (November 3, 2021), (ACS Publications, viewed Nov. 9, 2021).

650 _0 $aAgricultural chemistry$vPeriodicals.

650 _0 $aFood$xAnalysis$vPeriodicals.

650 _0 $aPlants$xNutrition$vPeriodicals.

650 _0 $aAgricultural chemistry.

650 _0 $aFood$xAnalysis.

650 _2 $aChemistry, Agricultural

650 _2 $aFood Analysis

650 _2 $aPlants$xchemistry

650 _6 $aChimie agricole$vPériodiques.

650 _6 $aAliments$xAnalyse$vPériodiques.

650 _6 $aPlantes$xNutrition$vPériodiques.

650 _6 $aChimie agricole.

650 _6 $aAliments$xAnalyse.

650 _7 $aAgricultural chemistry.$2fast$0(OCoLC)fst00800560

Case No.: IPR2023-00209
U.S. Patent No. 10,039,306

```
650    _7    $aFood$xAnalysis.$2fast$0(OCoLC)fst00930460

650    _7    $aPlants$xNutrition.$2fast$0(OCoLC)fst01066060

655    _0    $aElectronic journals.

655    _2    $aPeriodical

655    _7    $aPeriodicals.$2fast$0(OCoLC)fst01411641

776          $x0021-8561

710    2_    $aAmerican Chemical Society.

906          $aJOURNAL
```

MMS IDs

Document ID:

999542484302121

Network Electronic IDs:

9911025072902121, 9910513357102121

Network Physical IDs:

999542484302121

mms_gb_ids:

99785553402123, 991006765011702123

mms_mad_ids:

997734673602122, 991021972565302122

mms_ml_ids:

993163333402124, 991012383187802124

mms_osh_ids:

992953413502126, 991004575324202126

mms_ww_ids:

996688913702133, 991015497935702133

mms_ec_ids:

99925243618302134

mms_lc_ids:

991016449443802125

mms_pl_ids:

99901304316302127

mms_plt_ids:

991013472276602128

mms_rf_ids:

991013775850402129

mms_sf_ids:

991014916771502130

mms_st_ids:

991013508565402131

mms_sup_ids:

99916320065102132

Attachment 23b

OCLC 1800249 **No holdings in XXX - 596 other holdings**

Continuing Resources

								Rec Stat		**Entered**	19741224	**Replaced**	20211109100312.6
Type	a	**ELvl**		**Srce**	c	**GPub**		**Ctrl**		**Lang**	eng		
BLvl	s	**Form**		**Conf**	0	**Freq**	w	**MRec**		**Ctry**	pau		
S/L	0	**Orig**		**EntW**		**Regl**	r	**Alph**	a				
Desc		**SrTp**	p	**Cont**		**DtSt**	c	**Dates**	1953	,	9999		

010 a 55005942
040 North Carolina Univ. Library $b eng $c DLC $d NSD $d OCL $d DLC $d NSD $d OCL $d NSD $d OCL $d SER $d RCS $d AIP $d OCL $d AIP $d NST $d AGL $d NST $d OCL $d NST $d DLC $d NSD $d MYG $d IUL $d GUA $d OCLCQ $d MXC $d GUA $d LVB $d DLC $d UMC $d CIT $d OCLCQ $d OCLCF $d WIC $d OCLCO $d OCLCQ $d OCLCO $d I8M $d OCLCO $d CNUTO $d PIFPO $d NLM $d OCLCO $d OCLCQ $d CSJ $d OCLCA $d OCLCQ $d GILDS $d CPO $d OCLCQ $d OCLCO $d OCLCA $d CGU $d HUELT $d OCLCQ $d OCLCO $d L2U $d DLC
012 3 $b 3 $d 7 $e n $f - $g p $h - $i 8710 $j 0 $k 1 $l 1 $m 1
016 7 0374755 $2 DNLM
016 7 J10820000 $2 DNLM
019 1754419 $a 186609662 $a 246771138 $a 604577759 $a 822657544 $a 860146850 $a 945482747 $a 1082122891 $a 1109853188 $a 1114932902
022 0 0021-8561 $l 0021-8561 $2 1
030 JAFCAU
032 278000 $b USPS
042 pcc $a nsdp
050 00 S583 $b .J6
060 00 W1 $b JO534D
070 0 381 $b J8223
082 04 630.2405
090 $b
210 0 J. agric. food chem.
222 0 Journal of agricultural and food chemistry
245 00 Journal of agricultural and food chemistry.
246 17 Agricultural and food chemistry
260 [Easton, Pa.] $b [American Chemical Society, Books and Journals Division]
300 volumes $b illustrations $c 31 cm
310 Weekly, $b 2012-
321 Biweekly, $b 2002-2011
321 Monthly, $b <Dec. 1990-2001
321 Bimonthly, $b Jan./Feb. 1960-Nov./Dec. 1989
321 Monthly, $b 1955-1959
321 Biweekly, $b Apr. 1, 1953-<Dec. 22, 1954
336 text $b txt $2 rdacontent
337 unmediated $b n $2 rdamedia
338 volume $b nc $2 rdacarrier
362 0 v. 1- Apr. 1, 1953-

510 2 Chemical abstracts $x 0009-2258
525 Some issues <1978-Jan. 1995 accompanied by supplementary material on microfiche; Feb. 1995-<Feb. 1998, by supporting information on microfiche; current (1995-) supporting information also available online.
530 Also issued on microfiche, microfilm, and online.
550 Volumes for 1953-<54 published by the American Chemical Society; <Jan./Feb. 1976- by the Books and Journals Division, American Chemical Society.
650 0 Agricultural chemistry $v Periodicals.
650 0 Food $x Analysis $v Periodicals.
650 0 Plants $x Nutrition $v Periodicals.
650 2 Chemistry, Agricultural. $0 (DNLM)D002622
650 2 Food-Processing Industry. $0 (DNLM)D005525
650 6 Chimie agricole $v Périodiques.
650 6 Aliments $x Analyse $v Périodiques.
650 6 Plantes $x Nutrition $v Périodiques.
650 7 58.34 food technology. $0 (NL-LeOCL)07760671X $2 bcl
650 7 Agricultural chemistry. $2 fast $0 (OCoLC)fst00800560
650 7 Food $x Analysis. $2 fast $0 (OCoLC)fst00930460
650 7 Plants $x Nutrition. $2 fast $0 (OCoLC)fst01066060
655 2 Periodical. $0 (DNLM)D020492
655 7 Periodicals. $2 fast $0 (OCoLC)fst01411641
655 7 Periodicals. $2 lcgft
710 2 American Chemical Society. $b Books and Journals Division.
776 08 $i Online version: $t Journal of agricultural and food chemistry (Online) $x 1520-5118 $w (DLC)sn 98004593 $w (OCoLC)39281168
850 CPT $a DLC $a DNAL $a DNGA $a ICRL $a InU $a NN $a NRU $a NcRS $a OrU-S
856 41 $u http://pubs.acs.org/journals/jafcau/index.html

Attachment 24a

Case No.: IPR2023-00209
U.S. Patent No. 10,039,306

MARC Bibliographic Record

```
LEADER   02650cas a2200685 a 4500
   001   9935078043602122
   005   20150313113819.0
   008   960209c19969999nyumr1p 0 a0eng d
   010         $a 96647227 $zsn 96001682
   016   7_    $a9604648$2DNLM
   016   7_    $aSR0085420$2DNLM
   022   0_    $a1087-0156
   030         $aNABIF9
   035         $a(OCoLC)ocm34160925
   035         $a(OCoLC)ocm42019113
   035         $9AUN8243UW
   035         $a3507804
   035         $a(WU)3507804-uwmadisondb
   035         $a(EXLNZ-01UWI_NETWORK)999777853102121
   037         $bNature America, Inc., PO Box 5054, Brentwood, TN 37024-5054$c$398.00 (institution)
   040         $aNSD$beng$cNSD$dMYG$dEYM$dHUL$dCAS$dHUL$dDLC$dAGL$dNLM$dIUL$dWAU$dNSD$dSYS$dMYG$dOCLCQ$dNSD$dNYG$dOCLCQ$dG
   042         $ansdp$alc
   049         $aGZMA
   050   00    $aTP248.3$b.B557
   060   00    $aW1$bBI918LW
   070   0_    $aQH442.B5
   082   00    $a660/.6/05$219
   210   0_    $aNat. biotechnol.$b(Print)
   222   _0    $aNature biotechnology$b(Print)
   245   00    $aNature biotechnology.
   260         $aNew York, NY :$bNature Pub. Co.,$c[1996-]
   300         $avolumes :$billustrations ;$c28 cm
   310         $aMonthly,$b<Apr. 2000->
```

```
321          $aMonthly, with a special issue in Nov.
336          $atext$btxt$2rdacontent
337          $aunmediated$bn$2rdamedia
338          $avolume$bnc$2rdacarrier
362    0_    $aVol. 14, no. 3 (Mar. 1996)-
500          $aTitle from cover.
500          $aLatest issue consulted: Vol. 21, no. 11 (Nov. 2003).
510    2_    $aChemical abstracts$x0009-2258
530          $aIssued also in microform by University Microfilms, Inc.
530          $aAlso available online via the World Wide Web by subscription.
525          $aSupplements accompany some volumes.
580          $aComplements the journal Nature with articles for an audience specialized in biotechnology.
650    _0    $aBiochemical engineering$vPeriodicals.
650    _0    $aBiotechnology$vPeriodicals.
650    _0    $aBioengineering$vPeriodicals.
650    _0    $aIndustrial microbiology$vPeriodicals.
650    _2    $aBiotechnology$vperiodicals.
710    2_    $aNature Publishing Company.
776    1_    $tNature biotechnology (Online)$x1546-1696$w(DLC) 2003215582$w(OCoLC)42019113
780    00    $tBio/technology (Nature Publishing Company)$x0733-222X$w(DLC) 83644551$w(OCoLC)08549852
787    1_    $tNature$x0028-0836$w(DLC) 12037118$w(OCoLC)01586310
850          $aDLC$aDNAL$aDNLM$aInU$aMBCo$aMCM$aMiU$aWaU
891    12    $81$av.$bno.$u13$vr$i(year)$j(month)
891    40    $81$a<14>$b<3>-$i<1996>$j<Mar.>-$xprovisional
891    33    $82$av.$bno.$u12$vr$i(year)$j(month)$wm$x01
891    40    $82$a<17>$i<1999>$xprovisional
994          $aX0$bGZM
997          $aMARCIVE

LEADER       -----nas--2200601-a-4500
001          991021975860002122
```

```
005    20211118213022.0
006    m-----o--d--------
007    cr-cnu||||||||
008    990805c19969999nyumr-pso-----0---a0eng-c
010          $a 2003215582
016    7_    $a012434484$2Uk
022          $a1546-1696
035          $a(OCoLC)42019113
035          $a(CKB)954925608877
035          $a(CONSER)--2003215582
035          $a(EXLCZ)99954925608877
037          $bNature Biotechnology Subscription Dept., P.O. Box 5054, Brentwood, TN 37024-5054$c$119.00
042          $ansdp$apcc
050    00    $aTP248.3
082    10    $a660$213
130    0_    $aNature biotechnology (Online)
210          $aNAT BIOTECHNOL
210          $aNAT BIOTECH
210          $aNAT. BIOTECHNOL
210    0_    $aNat. biotechnol.$b(Online)
222    _0    $aNature biotechnology$b(Online)
245    10    $aNature biotechnology.
260          $aNew York :$bNature America, Inc.,$c©1996-
310          $aMonthly
336          $atext$btxt$2rdacontent
337          $acomputer$bc$2rdamedia
338          $aonline resource$bcr$2rdacarrier
362    0_    $aVol. 14, issue 3 (Mar. 1996)-
500          $aRefereed/Peer-reviewed
500          $a"Some content from issues published prior to the November 1998 re-launch of Nature Biotechnology Online ma
             not be available in full-text or PDF format."
```

Case No.: IPR2023-00209
U.S. Patent No. 10,039,306

```
500          $aTitle from title screen (viewed Aug. 5, 1999).

525          $aSupplements accompany some volumes; issues for <Vol. 21 (2003)> have occasional supplement:
             Bioentrepreneur. Beginning in 2003? Bioentrepreneur published as a separate "portal."

538          $aMode of access: World Wide Web.

580          $aComplements the journal: Nature.

588    1_    $aVol. 38, no. 1 (Jan. 2020) (Nature website, viewed Jan. 27, 2020).

650    _0    $aBiochemical engineering$vPeriodicals.

650    _0    $aBiotechnology$vPeriodicals.

650    _2    $aBiotechnology.

650    _7    $aBiotechnology.$2ebps

650    _7    $aBiochemical engineering.$2fast$0(OCoLC)fst00831936

650    _7    $aBiotechnology.$2fast$0(OCoLC)fst00832729

655    _0    $aElectronic journals.

655    _4    $aElectronic journals.

655    _7    $aPeriodicals.$2fast$0(OCoLC)fst01411641

780    00    $tBio/technology$w(CKB)954926980065$w(DLC)2005264500$x2331-3684

776          $x1087-0156

710    2_    $aNature Publishing Group.

906          $aJOURNAL
```

MMS IDs

Document ID:

999777853102121

Network Electronic IDs:

9911025747802121, 999777853102121

Network Physical IDs:

999777853102121, 9910738524802121

mms_mad_ids:

9935078043602122, 991021975860002122

mms_ww_ids:

996030193702133, 991015510783902133

mms_ec_ids:

99925247331402134

mms_gb_ids:

991006769764902123

mms_lc_ids:

Case No.: IPR2023-00209
U.S. Patent No. 10,039,306

991016480621602125

mms_ml_ids:

991012417615902124

mms_osh_ids:

991004600423602126

mms_pl_ids:

99901305223602127

mms_plt_ids:

991013498627402128

mms_rf_ids:

991013806021602129

mms_sf_ids:

991014914341102130, 994475063602130

mms_st_ids:

991013519931802131

mms_sup_ids:

99916322200602132

Attachment 24b

Case No.: IPR2023-00209
U.S. Patent No. 10,039,306

The Library of Congress

>> Go to Library of Congress Online Catalog

LIBRARY OF CONGRESS AUTHORITIES

Help | New Search | Search History | Headings List | Start Over

Previous Next

MARC Display | Labelled Display

LC control no.: sh2009117040
LCCN Permalink: https://lccn.loc.gov/sh2009117040
HEADING: Biochemical engineering Periodicals

000 00480cz a2200169n 450
001 7908511
005 20110729162139.0
008 090602|| anannbabn |n ana
010 __ |**a** sh2009117040
035 __ |**a** (DLC)427982
035 __ |**a** (DLC)sh2009117040
040 __ |**a** DLC |**b** eng |**c** DLC
150 __ |**a** Biochemical engineering |**v** Periodicals
667 __ |**a** Record generated for validation purposes.
670 __ |**a** Work cat.: Process biochemistry international, c1990
906 __ |**t** 8888 |**u** tc00 |**v** 0
953 __ |**a** tc00

Previous Next

Save, Print or Email Records (View Help)

Select Download Format: Text (Labelled Display) Press to SAVE or PRINT

Email Text (Labelled Display) to: Press to SEND EMAIL

Help - Search - Search History - Headings List - Start Over

Library of Congress
URL: https://www.loc.gov/

Mailing Address:
101 Independence Ave,
S.E.
Washington, DC 20540

Library of Congress Authorities
URL: http://authorities.loc.gov/
Library of Congress Online Catalog
URL: https://catalog.loc.gov/

Questions, comments, error reports: Contact Us

Attachment 24c

Case No.: IPR2023-00209
U.S. Patent No. 10,039,306

The Library of Congress

>> Go to Library of Congress Online Catalog

LIBRARY OF CONGRESS AUTHORITIES

Help | New Search | Search History | Headings List | Start Over

Previous Next

MARC Display | Labelled Display

LC control no.: sh2007101988
LCCN Permalink: https://lccn.loc.gov/sh2007101988
HEADING: Biotechnology Periodicals

000 00486cz a2200169n 450
001 7417007
005 20110729155828.0
008 071129|| anannbabn |n ana
010 __ |**a** sh2007101988
035 __ |**a** (DLC)373531
035 __ |**a** (DLC)sh2007101988
040 __ |**a** DLC |**b** eng |**c** DLC
150 __ |**a** Biotechnology |**v** Periodicals
667 __ |**a** Record generated for validation purposes.
670 __ |**a** Work cat.: American journal of biochemistry and biotechnology, 2005-
906 __ |**t** 8888 |**u** te00 |**v** 0
953 __ |**a** te00

Previous Next

Save, Print or Email Records (View Help)

Select Download Format: Text (Labelled Display) Press to SAVE or PRINT

Email Text (Labelled Display) to: Press to SEND EMAIL

Help - Search - Search History - Headings List - Start Over

Library of Congress
URL: https://www.loc.gov/

Mailing Address:
101 Independence Ave,
S.E.
Washington, DC 20540

Library of Congress Authorities
URL: http://authorities.loc.gov/
Library of Congress Online Catalog
URL: https://catalog.loc.gov/

Questions, comments, error reports: Contact Us

Attachment 24d

Case No.: IPR2023-00209
U.S. Patent No. 10,039,306

The Library of Congress

>> Go to Library of Congress Online Catalog

LIBRARY OF CONGRESS AUTHORITIES

Help | New Search | Search History | Headings List | Start Over

Previous Next

MARC Display | Labelled Display

LC control no.: sh2009117061
LCCN Permalink: https://lccn.loc.gov/sh2009117061
HEADING: Bioengineering Periodicals

000 00474cz a2200169n 450
001 7908532
005 20110729162140.0
008 090602|| anannbabn |n ana
010 __ |**a** sh2009117061
035 __ |**a** (DLC)428003
035 __ |**a** (DLC)sh2009117061
040 __ |**a** DLC |**b** eng |**c** DLC
150 __ |**a** Bioengineering |**v** Periodicals
667 __ |**a** Record generated for validation purposes.
670 __ |**a** Work cat.: Bio-medical materials and engineering, 1991-
906 __ |**t** 8888 |**u** tc00 |**v** 0
953 __ |**a** tc00

Previous Next

Save, Print or Email Records (View Help)

Select Download Format: Text (Labelled Display) Press to SAVE or PRINT

Email Text (Labelled Display) to: Press to SEND EMAIL

Help - Search - Search History - Headings List - Start Over

Library of Congress
URL: https://www.loc.gov/

Mailing Address:
101 Independence Ave,
S.E.
Washington, DC 20540

Library of Congress Authorities
URL: http://authorities.loc.gov/
Library of Congress Online Catalog
URL: https://catalog.loc.gov/

Questions, comments, error reports: Contact Us

Attachment 24e

Case No.: IPR2023-00209
U.S. Patent No. 10,039,306

LC control no.: sh 85065899
LCCN Permalink: https://lccn.loc.gov/sh85065899
HEADING: Industrial microbiology

000 00727cz a2200229n 450
001 4716983
005 20120326100337.0
008 860211i| anannbabn |a ana
010 __ |**a** sh 85065899
035 __ |**a** (DLC)sh 85065899
035 __ |**a** (DLC)63668
040 __ |**a** DLC |**c** DLC |**d** DLC
053 _0 |**a** QR53 |**b** QR53.5
150 __ |**a** Industrial microbiology
360 __ |**i** subdivision |**a** Microbiology |**i** under individual materials, e.g. |**a** Metals--Microbiology
450 __ |**a** Microbiology |**x** Industrial applications
450 __ |**a** Microorganisms |**x** Industrial applications
550 __ |**w** g |**a** Biotechnology
550 __ |**w** g |**a** Microbiology
670 __ |**a** 93-118157: Rotheim, P. Commercial microorganism industry, c1986.
906 __ |**t** 9323 |**u** te03 |**v** 0
953 __ |**a** xx00 |**b** ta25



Library of Congress
URL: https://www.loc.gov/

Mailing Address:
101 Independence Ave, S.E.
Washington, DC 20540

URL: http://authorities.loc.gov/
Library of Congress Online Catalog
URL: https://catalog.loc.gov/

Questions, comments, error reports: Contact Us

Attachment 24f

OCLC 34160925 **No holdings in XXX - 600 other holdings**

Continuing Resources

								Rec Stat		**Entered**	19960209	**Replaced**	20201107192319.7
Type	a	**ELvl**		**Srce**	c	**GPub**		**Ctrl**		**Lang**	eng		
BLvl	s	**Form**		**Conf**	0	**Freq**	m	**MRec**		**Ctry**	nyu		
S/L	0	**Orig**		**EntW**		**Regl**	r	**Alph**	a				
Desc	a	**SrTp**	p	**Cont**		**DtSt**	c	**Dates**	1996	, 9999			

010 96647227 $z sn 96001682
040 NSD $b eng $c NSD $d MYG $d EYM $d HUL $d CAS $d HUL $d DLC $d AGL $d NLM $d IUL $d WAU $d NSD $d SYS $d MYG $d OCLCQ $d NSD $d NYG $d OCLCQ $d ORZ $d MUQ $d NSD $d NLGGC $d CIT $d BOS $d OCLCQ $d HEBIS $d GEBAY $d GBVCP $d GWDNB $d UKMGB $d OCLCO $d UKWOH $d OCLCO $d OCLCQ $d OCLCF $d BEDGE $d DEBBG $d OCLCO $d OCLCQ $d OCLCO $d GILDS $d OCLCO $d PAU $d OCLCO $d CPO $d OCLCA $d AU@ $d OCLCO $d OCLCA $d MNU $d OCLCO $d BUF $d L2U $d OCLCQ $d OCLCO
012 $i 9605 $j 0 $k 1 $l 1 $m 0
016 7 000041293486 $2 AU
016 7 018159699 $2 DE-101
016 7 1311932-1 $2 DE-600
016 7 9604648 $2 DNLM
016 7 SR0085420 $2 DNLM
016 7 012770025 $2 Uk
019 794689077 $a 860141882 $a 963571876 $a 966207031 $a 966877661 $a 968199697 $a 970968503 $a 1016356568 $a 1028936015 $a 1053205262 $a 1058044482 $a 1063368411 $a 1069405201 $a 1086671426 $a 1112856914 $a 1113318033 $a 1129851991 $a 1154252587 $a 1156757250 $a 1156926626 $a 1160051648 $a 1166948646 $a 1200984405 $a 1200986108 $a 1200988418 $a 1200993736 $a 1203032347
022 0 1087-0156 $l 1087-0156 $2 1
030 NABIF9
037 $b Nature America, Inc., PO Box 5054, Brentwood, TN 37024-5054 $c $$398.00 (institution)
042 nsdp $a pcc
050 00 TP248.3 $b .B557
050 14 QR53 $b .B53
060 00 W1 $b BI918LW
070 0 QH442.B5
072 0 X300
082 00 660/.6/05 $2 19
090 $b
210 0 Nat. biotechnol. $b (Print)
222 0 Nature biotechnology $b (Print)
245 00 Nature biotechnology.
260 New York, NY : $b Nature Pub. Co., $c [1996]-
300 volumes : $b illustrations ; $c 28 cm
310 Monthly, $b <Apr. 2000-
321 Monthly, with a special issue in Nov.

336 text $b txt $2 rdacontent
337 unmediated $b n $2 rdamedia
338 volume $b nc $2 rdacarrier
362 0 Vol. 14, no. 3 (Mar. 1996)-
500 Title from cover.
510 2 Chemical abstracts $x 0009-2258
525 Supplements accompany some volumes; issues for <Vol. 21 (2003) have occasional supplement: Bioentrepreneur.
530 Also issued in microform by University Microfilms, Inc.
530 Also issued online via the World Wide Web by subscription.
580 Complements the journal Nature with articles for an audience specialized in biotechnology.
588 1 Vol. 21, no. 11 (Nov. 2003).
650 0 Biochemical engineering $v Periodicals.
650 0 Biotechnology $v Periodicals.
650 6 Génie biochimique $v Périodiques.
650 6 Biotechnologie $v Périodiques.
650 7 58.30 biotechnology. $0 (NL-LeOCL)07760668X $2 bcl
650 7 Mensuels. $2 eclas
650 7 Sciences de la vie. $2 eclas
650 7 Biotechnologie. $2 eclas
650 7 Biochemical engineering. $2 fast $0 (OCoLC)fst00831936
650 7 Biotechnology. $2 fast $0 (OCoLC)fst00832729
650 7 Biotechnologie $2 gnd $0 (DE-588)4069491-4
650 7 Zeitschrift $2 gnd $0 (DE-588)4067488-5
650 17 Biotechnologie. $2 gtt
650 07 Biotechnologie. $2 swd
650 07 Zeitschrift. $2 swd
650 2 Biotechnology. $0 (DNLM)D001709
653 Periodical
655 0 Electronic journals.
655 7 Periodicals. $2 fast $0 (OCoLC)fst01411641
655 7 $0 (DE-588)4067488-5 $0 https://d-nb.info/gnd/4067488-5 $0 (DE-101)040674886 $a Zeitschrift $2 gnd-content
655 7 Periodicals. $2 lcgft
655 2 Periodical. $0 (DNLM)D020492
710 2 Nature Publishing Company.
730 0 Bioentrepreneur.
776 1 $t Nature biotechnology (Online) $x 1546-1696 $w (DLC) 2003215582
780 00 $t Bio/technology (Nature Publishing Company) $x 0733-222X $w (DLC) 83644551 $w (OCoLC)8549852
787 1 $t Nature $x 0028-0836 $w (DLC) 12037118 $w (OCoLC)1586310
850 DLC $a DNAL $a DNLM $a InU $a MBCo $a MCM $a MiU $a WaU
856 41 $u http://www.nature.com/nbt/

Attachment 25a

Case No.: IPR2023-00209
U.S. Patent No. 10,039,306

ScienceDirect

Food Chemistry: X
Volume 3, 30 September 2019, 100038

Streamlined approach for careful and exhaustive aroma characterization of aged distilled liquors

Wenqi Zhu, Keith R. Cadwallader

Department of Food Science and Human Nutrition, University of Illinois at Urbana-Champaign, 1302 West Pennsylvania Avenue, Urbana, IL 61801, USA

Received 1 February 2019, Revised 4 June 2019, Accepted 8 June 2019, Available online 11 June 2019, Version of Record 17 June 2019.

Show less

Outline | Share | Cite

https://doi.org/10.1016/j.fochx.2019.100038

Get rights and content

Under a Creative Commons license

Open access

Highlights

- A careful and exhaustive streamlined method for aroma analysis of distilled liquors was developed.
- Perceived aromas did not differ between SAFE distillates and original (neat) liquors.
- Accurate quantitation was achieved for aroma compounds of high and intermediate volatility.
- Less accurate results were obtained by the streamlined method for semi-volatile components.

Abstract

Case No.: IPR2023-00209
U.S. Patent No. 10,039,306

Solvent-assisted flavor evaporation (SAFE) is considered to be the best overall method to produce a "clean" aroma extract to avoid the loss of labile aroma compounds or the formation of thermally generated artifacts during gas chromatographic (GC) analysis. However, SAFE is both time consuming and labor intensive, especially when applied repeatedly for quantitation by stable isotope dilution analysis (SIDA), which requires the addition of isotopes within specific mass ratio ranges relative to target analytes. The streamlined approach described herein allows for accurate quantitation of odor-active components in liquor products with a single SAFE operation. The quantitative results achieved by this method are nearly identical for most odor-active components, except for specific semi-volatile constituents not recovered well by SAFE (e.g., vanillin and syringaldehyde in oak-aged liquors). The streamlined approach provides a simple and convenient way to expedite the careful and exhaustive study of the flavor chemistry of aged liquors.

Previous Next

Keywords

Solvent-assisted flavor evaporation (SAFE); Stable isotope dilution analysis (SIDA); Aroma extract dilution analysis (AEDA); Gas chromatography–mass spectrometry-olfactometry (GC–MS-O)

1. Introduction

Study of the flavor chemistry of distilled spirits and liquors by GC has a long history of several decades. The accurate identification and quantitation of the aroma components of liquor products is of significant importance in determining product quality and authenticity and for optimization of brewing and blending technology (MacNamara & Hoffmann, 1998). Among the various techniques applied for volatile compound isolation and quantitation, solvent-assisted flavor evaporation (SAFE) combined with gas chromatography-olfactometry (GC-O) and stable isotope dilution analysis (SIDA) is considered the state-of-the-art approach, which has been widely applied in recent studies on the flavor chemistry of liquor products (Franitza et al., 2016, Lahne., 2010, Poisson and Schieberle, 2008). SAFE generates authentic "clean" extracts suitable for careful on-column GC analysis, a procedure which minimizes losses of labile aroma compounds or generation of thermally generated artifacts (Engel, Bahr, & Schieberle, 1999). In the case of aged liquors the use of SAFE is essential if on-column GC analysis is to be used since the solvent extract may contain nonvolatile compounds, such as oak-derived nonvolatile compounds in the case of aged whiskeys. Even some liquors that are aged in pottery, e.g. Chinese liquors (baijius), may contain some nonvolatile compounds. A case in point is Moutai, a traditional Chinese baijiu, which is known to contain lichenysin, a nonvolatile cyclooctapeptide produced by *Bacillus licheniformis* during fermentation (Zhang et al., 2014, Zhang et al., 2014).

Meanwhile SIDA, which makes use of a deuterium or carbon-13 labeled analogue of a target analyte as the internal standard for quantitation, corrects for extraction bias – which occurs to some extent with all volatile isolation techniques including SAFE – thus providing highly accurate results. Due to the great similarity of the isotopes and their corresponding analytes with respect to their physical and chemical

Case No.: IPR2023-00209
U.S. Patent No. 10,039,306

properties, their mass ratios remain essentially unchanged before and after extraction and during subsequent sample workup protocols. For the above reasons, SAFE and SIDA serve as the gold standards for volatile isolation and quantitation, respectively.

A typical procedure for the flavor analysis of a food product by using SAFE combined with SIDA is as follows (Fig. 1A): isotopes are added to the known amount of product and equilibrated followed by solvent extraction; The solvent extract is then subjected to SAFE and the peak area ratios of the isotopes and target analytes are determined by GC–MS to provide guidance for the adjustment of isotope addition if needed. To establish the ratio of each isotope to its corresponding target analyte within the linear range of the standard curve, this "addition-extraction-adjustment" procedure is repeated several times before finally the correct level of isotope addition is determined. The whole procedure is tedious and time consuming, and expensive if the isotopes and target product are costly, and possibly impractical if the target product is scarce or otherwise in limited supply. Thus, optimizing the efficiency of this quantitative analysis method is essential for reducing the time and cost, as well as to maintain the accuracy of this state-of-the-art methodology.

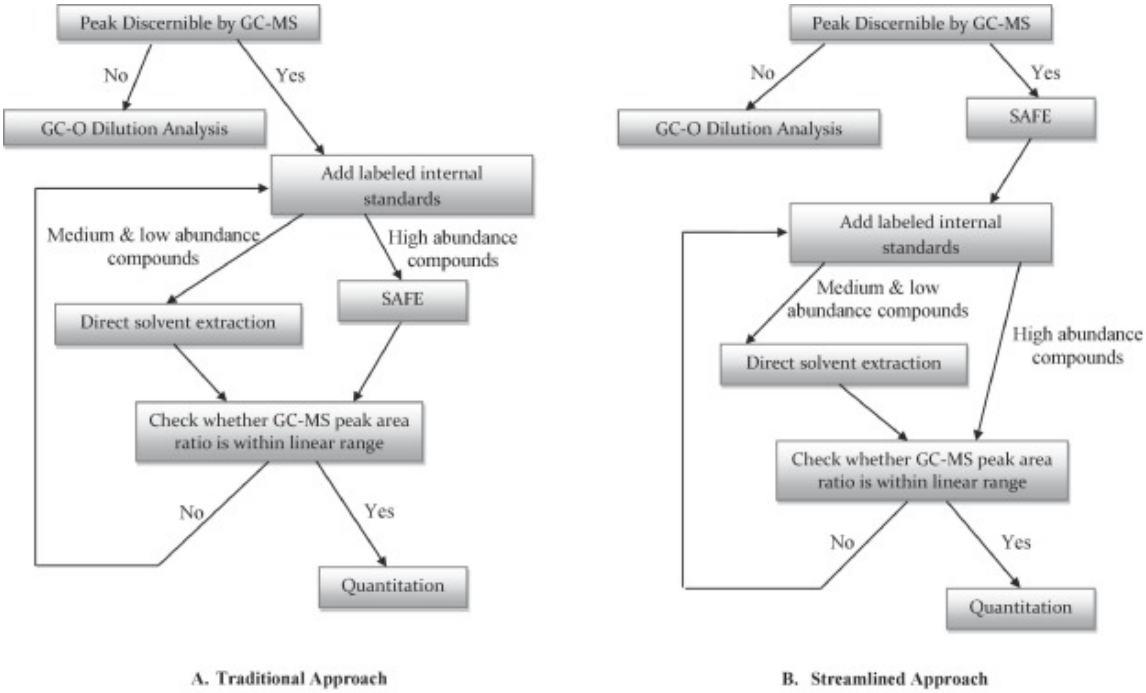

Download : Download full-size image

Fig. 1. Flowcharts of traditional (A) and streamlined (B) approaches used for stable isotope dilution analysis (SIDA).

In the SAFE procedure, odor-active components are distilled under high vacuum, thus, the extraction bias during SAFE is based on volatility rather than polarity, like in the case of solvent extraction. If volatile losses during SAFE are negligible the direct SAFE distillate could be subjected to SIDA to allow the adjustment of isotope addition performed in a small scale to reduce the number of SAFE operations and the time and costs associated with isotopes and potentially limited sample quantities.

Case No.: IPR2023-00209
U.S. Patent No. 10,039,306

In the present study, isotopes were added after SAFE extraction was completed instead of before any extraction procedures as in the standard protocol (Lahne., 2010, Poisson and Schieberle, 2008). To assess the feasibility of this streamlined procedure (Fig. 1B) and to identify potential pitfalls and limitations, a series of experiments were conducted. The standard protocol has limitations regarding quantitation of aroma components of scarce or expensive products. Aged distilled liquor is good a case in point and was selected as the target product in this study. To have a better assessment of the potential of the streamlined procedure, three clear liquors (Chinese baijius) aged in porcelain and three brown liquors (whiskey, tequila and rum) aged in oak barrels, were selected to assess and validate the procedure in the present study. Liquor samples were compared with their counterpart SAFE distillation isolates by sensory and instrumental methods to assess the advantages and limitations of the proposed streamlined approach.

2. Materials and methods

2.1. Materials

All the liquors used in this study were commercial products. The selected clear distilled liquors included the top soy sauce aroma liquor Moutai, which is also the national liquor of China (MT, Kweichow Moutai Co. Ltd. Guizhou, China.), the top sesame flavor liquor Yi Pin Jing Zhi (YPJZ, Jingzhi Liquor Co., Ltd., Shandong, China.) and a mid-range strong aroma liquor Gu Jing Gong Jiu (GJGJ, Gujinggong Liquor Co., Ltd. Bozhou, China.). These liquors represent top and medium level clear liquor products which are aged in pottery. For the oak aged (or brown) liquors, Evan Williams Kentucky Bourbon Whiskey (EWW, Old Evan Williams Distillery, Kentucky, U.S.A.), Don Julio Tequila (DJT, Tequila Don Julio, S.A. DE C.V. Jalisco, Mexico.) and Appleton Estate Jamaica Rum (Aged 12 years) (AER, J.Wray & Nephew LTD. Jamaica.) were selected to represent high and mid-range liquor products which are aged in oak barrels. Mention of brand name is not for advertisement or endorsement purposes and does not imply any research contract or sponsorship.

2.2. Chemicals

All authentic reference standards and reagent grade chemicals were obtained from Sigma-Aldrich (St. Louis, MO, USA) unless otherwise specified. 2-Methyl-1-propanol, 2-methyl-1-butanol and 3-methyl-1-butanol were purchased from Fisher Scientific (Fair Lawn, NJ, USA).

The following isotopically labeled compounds were purchased from the suppliers listed in parentheses: [$^{2}H_{5}$]-propanoic acid (Cambridge Isotope Laboratories, Inc., Andover, MA, USA); [*1,2*-$^{13}C_{2}$]-phenylacetic acid and [1,2-$^{13}C_{2}$]-butanoic acid (Isotec, Miamisburg, OH, USA); [$^{2}H_{9}$]-pentanoic acid; [*2,2*-$^{2}H_{2}$]-3-methylbutanal (CDN Pointe-Claire, Quebec, Canada). [$^{2}H_{3}$]-acetic acid (CDN, Pointe-Claire, Quebec, Canada).

The following labeled and unlabeled compounds were synthesized according to procedures reported in the literature (in parentheses): 3-methyl-2,4-nonadione (Guth & Grosch, 1989); [*1,2*-$^{13}C_{2}$]-2-phenylethanol (Schuh & Schieberle, 2006); *bis*(2-methyl-3-furyl) disulfide (Hofmann, Schieberle, & Grosch, 1996); [$^{13}C_{2}$]-sotolon (Blank, Lin, Fumeaux, Welti, & Fay, 1996); 4-hydroxy-3-[$^{2}H_{3}$]-methoxybezaldehyde ([$^{2}H_{3}$]-vanillin) (Schneider & Roland, 1992); [$^{2}H_{4}$]-β-damascenone (Kotseridis, Baumes, & Skouroumounis, 1998); 2-methyl-[2,3-$^{2}H_{2}$]-propan-1-ol, [*2,3*-$^{2}H_{2}$]-methylpropanal and [*3,4*-$^{2}H_{2}$-2-methylbutanal (Wu & Cadwallader, 2019).

Case No.: IPR2023-00209
U.S. Patent No. 10,039,306

2.2.1. Synthesis of [3,3,4,4]-$^2H_4$-hexanoic acid

3-Hexyn-1-ol was deuterated to [3,3,4,4-$^2H_4$]-hexan-1-ol using a previously described method (Hausch, Lorjaroenphon, & Cadwallader, 2015). The deuterated alcohol was then oxidized to the corresponding acid using potassium permanganate as described previously (Guth & Grosch, 1994) for the synthesis of [3,4-$^2H_2$]-3-methylbutyric acid. MS-EI, *m/z (%)* of [3,3,4,4-$^2H_4$]-hexanoic acid (purity 98.3%): MS-EI, *m/z(%)*: 61 (100), 75 (39), 60 (29) , 44 (25), 43 (22), 45 (20), 62 (14), 74 (11).

2.2.2. Synthesis of [2,3-$^2H_2$]-2-methylpropanoic acid

2-Methyl-[2,3-$^2H_2$]-propan-1-ol was oxidized to the corresponding acid using potassium permanganate as described previously (Guth & Grosch, 1994) for the synthesis of [3,4-$^2H_2$]-3-methylbutanoic acid. MS-EI, *m/z(%)* of [2,3-$^2H_4$]-2-methylpropanoic acid (purity 99.8%): 61 (100), 75 (39), 60 (29) , 44 (25), 43 (22), 45 (20), 62 (14), 74 (11).

2.2.3. Synthesis of 4-hydroxy-3[$^2H_3$],5-dimethoxy benzaldehyde ($^2H_3$-syringaldehyde)

In a 50-mL screw-capped test tube (PTFE-cap) equipped with a stir bar, 3,4-dihydroxy-5-methoxybenzaldehyde (0.501 g; 3 mmol) was dissolved in aqueous 40% (w/v) KOH (5 mL). Then, under a gentle steam of nitrogen and over the course of 30 min, 0.35 mL (0.42 g, 3.2 mmol) of [$^2H_6$]-dimethylsulfate was added (5 to 6 drops every 5 min) to the reaction tube, after which the reaction mixture became yellow and cloudy. The vial was then capped and stirred for 2 h. The reaction was checked for completion by removing 5–6 drops of the reaction mixture, adding it to a vial containing 1 mL aqueous 1 N HCl and 0.5 mL ethyl acetate, and then analyzing the ethyl acetate layer by GC–MS. The reaction was continued by adding 0.08 mL (0.096 g, 0.73 mmol) of [$^2H_6$]-dimethylsulfate and allowing the reaction to stir overnight until nearly all starting material had been consumed. The reaction was stopped by acidifying the mixture to ~pH 1 and then it was extracted with ethyl acetate (1×10 mL, 4×5 mL). The ethyl acetate layer was washed with saturated NaCl and then dried over anhydrous Na_2SO_4. The solution was concentrated to ~10 mL using a vigreux column and the remaining solvent was then removed under a stream of nitrogen. The final product was weighed for a final yield of 0.5734 g (purity 98.1%). MS-EI, *m/z (%)* of [$^2H_3$]-syringaldehyde: 185 (100), 184 (66), 96 (20), 39 (15), 51 (14), 114 (14), 67 (13), 53 (12), 79 (12), 111 (11), 186 (11), 68 (10), 95 (10), 50 (10).

2.2.4. Synthesis of [$^2H_5$]-ethyl esters – general procedure

The following reagents were added to a 20-mL screw top test tube: 10 mmol of organic acid; 200 μL of [$^2H_6$]-ethanol (158 mg; 3 mmol) and 2 drops concentrated H_2SO_4. The test tube was sealed with PTFE-lined screw cap and placed in a large bottle or beaker to protect against breakage and then incubated in a 100 °C oven for 2 h. After cooling to room temperature, the mixture was diluted with pentane (10 mL) and then 5 mL of aqueous saturated Na_2CO_3 solution was added. The aqueous layer was removed the pentane layer was washed again with Na_2CO_3 (5 mL). (This step was necessary in order to remove any unreacted acid.). The pentane layer was washed with aqueous saturated NaCl (2×5 mL) and then dried over anhydrous Na_2SO_4. The solvent (pentane) was evaporated off to yield the ester, generally in high purity (>99%). If needed, the ester was further purified by flash chromatography on silica gel using 100% pentane as elution solvent.

[$^2H_5$]-ethyl phenylacetate (purity 98.7%)

Case No.: IPR2023-00209
U.S. Patent No. 10,039,306

MS-EI, *m/z (%)*:91 (100), 169 (31, M+), 92 (14), 65 (11), 170 (5), 93 (5), 89 (5), 39 (4)

[$^2H_5$]-ethyl 3-phenylpropanoate (purity 99.7%)

MS-EI, *m/z (%)*: 104 (100), 107 (51), 105 (50), 183 (45, M+), 91 (45), 77 (19), 79 (18), 92 (15), 133 (13), 103 (13), 51 (10)

[$^2H_5$]-ethyl butanoate (purity 99.7%)

MS-EI, *m/z (%)*: 43 (100), 71 (88), 93 (62), 41 (35), 61 (27), 42 (24), 74 (23), 39 (15), 106 (10), 44 (10).

[$^2H_5$]-ethyl 3-methylbutanoate (purity 99.3%)

MS-EI, *m/z (%)*: 93 (100), 57 (70), 85 (59), 61 (50), 41 (48), 43 (28), 39 (23), 42 (23), 63 (16), 59 (14), 120 (13), 74 (12), 88 (12), 46 (12), 56 (11), 44 (10), 73 (10).

[$^2H_5$]-ethyl pentanoate (purity 98.8%)

MS-EI, *m/z (%)*: 93 (100), 85 (86), 57 (77), 61 (58), 74 (48), 41 (44), 106 (37), 55 (25), 56 (21), 63 (21), 39 (18), 73 (15), 42 (15), 64 (11), 49 (10).

[$^2H_5$]-ethyl hexanoate (purity 98.0%)

MS-EI, *m/z (%)*: 93 (100), 43 (64), 99 (46), 61 (41), 74 (34), 41 (33), 106 (29), 42 (26), 71 (22), 55 (22), 39 (15), 63 (14), 73 (10), 44 (10), 120 (10).

[$^2H_5$]-ethyl heptanoate (purity 99.8%)

MS-EI, *m/z (%)*: 93 (100), 43 (52), 61 (37), 41 (36), 74 (33), 113 (32), 106 (31), 55 (26), 42 (15), 63 (15), 120 (15), 56 (13), 39 (13), 57 (10).

[$^2H_5$]-ethyl octanoate (purity 99.8%)

MS-EI, *m/z (%)*: 93 (100), 106 (34), 57 (34), 74 (33), 41 (32), 61 (29), 55 (28), 127 (23), 43 (22), 42 (17), 63 (12), 56 (10).

[$^2H_5$]-ethyl decanoate (purity 97.4%)

MS-EI, *m/z (%)*:93 (100), 106 (44), 74 (31), 41 (28), 43 (25), 55 (24), 61 (20), 162 (14), 155 (11), 57 (11), 63 (11), 42 (10), 94 (10).

[$^2H_5$]-ethyl dodecanoate (purity 99.9%)

MS-EI, *m/z (%)*: 93 (100), 106 (52), 74 (27), 41 (27), 43 (25), 55 (25), 61 (14), 57 (14), 94 (13), 162 (10).

[$^2H_5$]-ethyl hexadecanoate (purity 92.8%)

MS-EI, *m/z (%)*: 93 (100), 106 (61), 43 (32), 55 (27), 41 (25), 74 (21), 57 (19), 94 (18), 162 (13), 69 (12), 61 (10).

3. Methods

Case No.: IPR2023-00209
U.S. Patent No. 10,039,306

3.1. Direct distillation of liquor (SAFE-DIST)

Liquor sample (100 mL) was fed directly into the SAFE apparatus as previously described (Rotsatchakul, Chaiseri, & Cadwallader, 2007). The system was maintained under high vacuum (2–5 × 10^{2-5} Torr) and at 40 °C throughout the 2 h distillation process. The distillate was stored in a glass bottle equipped with a PTFE-lined cap.

3.2. Sensory methodology

Sensory testing was approved (protocol number 17507) by the Institutional Review Board (IRB) of the University of Illinois at Urbana-Champaign. Panelists (24), consisting of 16 females and 8 males, ranging in age from 21 to 55, were selected to participate in triangle difference testing to determine whether the overall aroma characteristics of the SAFE-DIST isolates differed from the original (neat) liquor products. SAFE isolates and liquor products (20 mL each) were transferred into 125-mL Teflon sniff bottles (Nalgene PTFE wash bottle without a siphon tube; Nalge Nunc International, Rochester, NY, USA) which were wrapped with aluminum foil to prevent visual bias and to protect the liquors from light exposure. For triangle difference testing (Meilgaard & Civille, 2007), samples were presented to panelists in two orders: one set consisted of two SAFE-DIST isolates and one original (neat) liquor product and the other consisted of one SAFE-DIST isolate and two original (neat) liquor products. Panelists were asked to assess the aroma properties of each sample and choose the odd sample.

3.3. GC-FID analysis

Original liquors and their counterpart SAFE-DIST isolates were analyzed using a 6890N GC-equipped with a flame-ionization detector (FID) (Agilent Technologies, Inc., Santa Clara, CA, USA). Separations were performed using an Rtx-Wax column (15 m × 0.53 mm i.d. × 1 μm film thickness; Restek Corp., Bellefonte, PA, USA). Analyses were conducted in triplicate to assure accurate and precise measurements. The samples were injected in hot split mode (1:10) with an inlet temperature of 250 °C. The carrier gas was helium at a flow rate of 2 mL/min. The oven temperature was programmed from 35 °C to 225 °C at a ramp rate of 10 °C/min with initial and final hold times of 5 and 20 min, respectively. Peak areas for selected compounds found in moderate to high abundance were compared across the original liquors and their counterpart SAFE-DIST isolates.

3.4. Gas chromatography–mass spectrometry-olfactometry (GC–MS-O)

One clear liquor (MT) and one brown liquor (EWW) were analyzed to compare the aroma profiles before and after SAFE distillation. Odor-active components in liquor products and their respective SAFE isolates were extracted by direct solvent extraction (DSE). SAFE distillate or neat liquor (7.5 mL) was pipetted into a 50-mL glass centrifuge tube containing 40 mL of odor-free deionized-distilled water and 0.5 mL of DCM. The mixture was shaken vigorously for 5 min and centrifuged at 4500 rpm for 10 min. The extraction procedure was repeated two more times. The pooled solvent extract was frozen overnight to remove excess water, then the extract was transferred into a 2-mL vial and condensed to 1 mL using a gentle stream of ultra-high purity nitrogen gas.

GC–MS-O was performed using a 6890N GC/5973N mass selective detector (MSD) system (Agilent Technologies, Inc.). Analyses were performed on both polar (Stabilwax, 30 m × 0.25 mm i.d., 0.25 μm film thickness; Restek Corp.) and nonpolar (Rxi-5ms, 30 m × 0.25 mm i.d., 0.25 μm film thickness; Restek Corp.)

Case No.: IPR2023-00209
U.S. Patent No. 10,039,306

columns. Aroma extracts (2 μL) were injected using a CIS-4 (Gerstel, Germany) programmable temperature vaporizer (PTV) inlet in the cold-splitless mode (-50 °C initial temperature (0.1 min hold), ramped at 12 °C/s to 250 °C and held for 20 min). The carrier gas was helium at a flow rate of 1 mL/min. The oven temperature was programmed from 40 °C to 250 °C at a ramp rate of 3 °C/min with initial and final hold times of 5 and 30 min, respectively. Temperatures of MSD transfer line and olfactory port were set at 250 °C. Mass scan range was set as 33–300 amu with scan rate of 5.27 scans/s and electron energy was 70 eV. GC–MS data were analyzed by ChemStation Enhanced Data Analysis Software (Agilent Technologies, Inc.). For tentative compound identifications, mass spectra of the analytes were compared against those in 2008 National Institute of Standards and Technology (NIST) Mass Spectral Library.

3.5. On-column gas chromatography-olfactometry (GC-O)

GC-O was performed using a 6890 GC (Agilent Technologies Inc.) equipped with a flame ionization detector (FID), a sniff port (DATU Technology Transfer, Geneva, NY, USA) and a cool on-column injector (+3 °C, oven tracking). A selected SAFE-DIST (2 μL) was injected directly into either a polar (RTX-Wax, 15 m × 0.32 mm i.d., 0.5 μm film thickness; Restek Corp.) or nonpolar (RTX-5, 15 m × 0.32 mm i.d., 0.5 μm film thickness; Restek Corp.) column. The carrier gas was helium at a constant flow rate of 2 mL/min. The oven temperature was programmed from 40 to 250 °C at a ramp rate of 10 °C/min with initial and final hold times of 5 and 30 min, respectively. Column effluent was split equally between the sniff port and FID by using 0.15 mm i.d. deactivated capillary columns of equal length (1 m). FID and sniff port temperatures were maintained at 250 °C.

3.6. Compound identification

Retention indices (RI) were calculated based on comparing the retention times of analytes to those determined for a homologous series of n-alkanes (from C_7 to C_{28}) analyzed under the same analytical conditions (van Den Dool & Kratz, 1963). Odorants were identified by comparing their retention indices (RI) on both polar and nonpolar GC columns, mass spectra and odor properties to those of authentic standards. A compound was considered positively identified if all three of the above criteria matched those of a reference standard. However, in some cases, an odorant was considered tentatively identified when one or more of the above criteria could not be met, e.g. when no mass spectrum was available due to the compound being present at a trace level and below that of the detection limit of the MSD, or whenever an authentic standard was not available to confirm an RI, mass spectrum or odor properties. In the latter case, the compound was considered tentatively identified when its RI, mass spectrum and odor properties were in agreement with literature values or mass spectral library database entry.

3.7. Aroma extract dilution analysis (AEDA)

Relative potencies of odor-active compounds were determined by AEDA. DSE extracts were diluted stepwise at a ratio of 1:3 (v/v) in dichloromethane (DCM) and each dilution was analyzed by GC–MS-O as previously described. Flavor dilution (FD) factors of each odorant were determined as the highest dilution at which the odorant was last detected by GCO (Grosch, 2001). The FD factors are shown as $\log_3$ FD-factors for better comparison between each liquor product and its respective SAFE isolate.

3.8. Quantitation by stable isotope dilution analysis (SIDA)

Case No.: IPR2023-00209
U.S. Patent No. 10,039,306

SIDA was applied to accurately evaluate the recovery of volatile or semi-volatile components in SAFE-DIST. For this purpose, the concentrations of selected volatile components in MT and EWW and their respective SAFE-DIST isolates were determined by SIDA and compared.

Deuterated or carbon-13 labeled isotopes of selected analytes were dissolved in ethanol or DCM and spiked into 1 mL aliquots of neat liquor products or their SAFE-DIST isolates. Sample analysis was performed in the same manner as mentioned previously by using a Stabilwax column (30 m × 0.25 mm i.d., 0.25 μm film thickness; Restek Corp.) and injections were made using the cold-split mode (split ratio 10:1; –50 °C initial temperature (0.1 min hold), ramped at 12 °C/s to 250 °C and held for 20 min). Samples were analyzed under simultaneous full scan (35–300 amu) and selected ion monitoring (SIM) modes. Selected ions used for determination of peak areas of labeled and unlabeled components are listed in Table 1S.

For quantitation of the Strecker aldehydes (2-methylpropanal, 2-methylbutanal and 3-methylbutanal) in liquor samples, headspace solid-phase microextraction (HS-SPME) was applied. MT (50 μL) or EWW (500 μL) were transferred to a 20-mL SPME vial containing 0.5 g of sodium chloride and 2 mL or 1.5 mL, respectively, of distilled odorless water. After spiking with a proper amount of isotope solution, samples were analyzed by HS-SPME-GC–MS using a 6890N GC/5973N MSD (Agilent Technologies, Inc.) equipped with an MPS2 autosampler (Gerstel) and CS4 injection port (Gerstel). A three phase SPME fiber (divinylbenzene/carboxen/polydimethylsiloxane; Supelco, Bellefonte, PA, USA) was used for volatile extraction. Vials were equilibrated at 60 °C for 20 min followed by a 10 min SPME headspace extraction. Volatiles were desorbed into the GC by hot splitless injection (260 °C; 4 min split valve-delay time). Separations were performed using a RTX-5ms column (30 m × 0.25 mm i.d., 0.25 μm film thickness; Restek Corp.). Helium was used as the carrier gas at 1 mL/min. Oven temperature was programmed as follows: initial temperature, 30° C (5 min hold), ramp rate 6° C/min, final temperature, 225° C (30 min hold).

3.9. Quantitation of sotolon

A special case can be made for sotolon which could be generated in the hot inlet of the GC. Due to its low threshold of 10 ppb in wine and its relatively low concentration in liquor products (Gabrielli et al., 2015), the determination of concentration of sotolon generally requires extraction and compound class fractionation. To determine whether it is an artifact and also to determined its relative recovery by SAFE, sotolon was determined by SIDA using 3 different methods.

1) Isotope solution was added to 10 mL SAFE-DIST followed by direct solvent extraction using DCM (3 × 2 mL).

2) Isotope solution was added to 10 mL liquor product followed by direct solvent extraction using DCM (3 × 2 mL).

3) Isotope solution was added to 10 mL liquor product followed by SAFE distillation (SAFE was operated as mentioned previously) and the distillate underwent direct solvent extraction using DCM (3 × 2 mL).

In all of the above procedures, the DCM extract was washed (3 × 3 mL) with 5% (w/v) aqueous Na_2CO_3. Aqueous phase was then washed with DCM (3 × 5 mL). Then the aqueous phase was adjusted to pH 2 (1 N aqueous H_2SO_4) and then extracted with DCM (3 × 2 mL). Solvent phase was dried over anhydrous Na_2SO_4 (1 g) and condensed to 0.1 mL using a gentle stream of ultra-high purity nitrogen gas. Each method was

Case No.: IPR2023-00209
U.S. Patent No. 10,039,306

conducted in triplicate and the extracts analyzed using the methods and instrumentation mentioned previously.

3.10. Calibration

The response factor (R*f*) for each isotope against its unlabeled target analyte was determined by a five-point standard curve with a range of mass ratios from 1:5 to 5:1 (unlabeled:labeled). Each point was analyzed in triplicate and the mass ratio of each point was plotted against its mean peak area ratio of selected ions of labeled and unlabeled target analytes.

The R*f* of each labeled analyte was calculated by using the following equation:

$$\frac{\text{mass (analyte)}}{mass\ (labeled\ analyte)} = \frac{area\ (analyte)}{area\ (labeled\ analyte)}\ (Rf)$$

The concentration of each target analyte was calculated by using the following equation:

$$Concentration\ \ (analyte) = \frac{Rf \times Peak\ \ area\ \ ratio \times mass\ \ (labeled\ \ analyte)}{Sample\ \ \ volume}$$

3.11. Thermal stability of selected disulfides

Since the aroma extracts were analyzed by split/splitless inlet injection, the volatile components were thus heated and condensed in the inlet which may cause the loss and/or formation of thermally generated artifacts, especially some sulfur compounds. Two sulfur compounds identified in MT, *bis*(2-methyl-3-furyl) (MFT-MFT) and 2-methyl-3-(methyldithio) furan (MFT-MT), were selected and analyzed using various methods to confirm the identification results. For this purpose, potential artifacts caused by different injection techniques were compared by using *n*-alkanes as internal standards which have boiling points close to those of the target analytes. Boiling point of MT-MFT and MFT-MFT are 210 °C and 280 °C, respectively, while the internal standards dodecane (IS for MT-MFT) and hexadecane (IS for MFT-MFT) have boiling points of 215–217 °C and 287 °C, respectively. The disulfides and alkanes were diluted in pentane, at concentrations of 10 μg/mL for MFT-MT, dodecane and MFT-MFT and 1 μg/mL for hexadecane. Solutions were analyzed by GC–MS as described previously using a SAC-5 column (30 m × 0.25 mm i.d., 0.25 μm film thickness; Agilent Technologies, Inc.) and 3 different injection modes using a CIS4 PTV inlet (Gerstel) as earlier described, and by hot-splitless and cool on-column using the same inlet. For hot splitless injection the inlet was set to either 200 °C, 250 °C or 300 °C with split valve delay set to 0.5 min. Inlet temperature for on-column injection was 40 °C. The solution was analyzed in triplicate for each injection condition and the peak areas of each disulfide were compared with the peak areas of its corresponding alkane internal standard. Percent degradation was calculated using the following equation:

$$Degradation\ (\%) = 1 - \frac{Peak\ \ area\ ratio\ \left(\frac{Disulfide}{Internal\ \ standard}\right)}{Peak\ \ area\ ratio\left(\frac{Disulfide}{Interal\ \ standard}\right) by\ on\ column\ injection} \times 100\%$$

4. Results and discussion

4.1. Sensory comparison of neat liquors and SAFE-DIST isolates

Sensory difference testing was conducted to assess whether perceived aroma differences existed between the original liquor products (neat liquors) and their respective SAFE-DIST isolates. Out of 24 judges, 7–11

Motif Exhibit 1011, Page 413 of 1241

Case No.: IPR2023-00209
U.S. Patent No. 10,039,306

of them, depending on the specific liquors, were able to correctly identify the odd samples, which is still well below the minimal level of correct response of 13 needed for there to be a significant difference ($p \leq 0.05$) (Table 1) (Meilgaard & Civille, 2007). Thus, the results of sensory difference testing demonstrated that the overall perceived aroma profiles of the original liquor products and their respective SAFE-DIST isolates did not differ ($p \leq 0.05$). Panelists had less correct responses for the 3 clear liquors which were aged in pottery compared to the 3 brown liquors which were aged in oak barrels (Table 1). Even though there was no chance for visual bias (sample appearance was masked), there appeared to have been a context effect in the case of the brown liquors. That is, panelists found it easier to detect differences when 2 neat (brown) liquors were presented with 1 SAFE-DIST isolate. However, effect was not observed when 2 SAFE-DIST isolates were presented with 1 neat liquor. To account for such context effects, it is appropriate that both serving orders be considered in the final statistical analysis (Meilgaard & Civille, 2007).

Table 1. Triangle difference test comparison of perceived aroma attributes of neat versus SAFE-DIST isolates for selected liquors.

Liquor		**Panel response (no. correct/no. total assessments)**			
		(2 SAFE – 1 Neat)[a]	**(2 Neat – 1 SAFE)**[b]	**Total**	**Sign. Diff.**[c]
Clear liquor products	MT[d]	4/12	3/12	7/24	N
	GJGJ[e]	5/12	7/12	12/24	N
	YPJZ[f]	5/12	3/12	8/24	N
Brown liquor products	DJT[g]	4/12	6/12	10/24	N
	EWW[h]	2/12	10/12	12/24	N
	AER[i]	4/12	7/12	11/24	N

a
2 SAFE-1 Neat: Triangle test of 1 original liquor and 2 of their corresponding SAFE distillate.

b
2 Neat-1 SAFE: Triangle test of 2 original liquor and 1 of their corresponding SAFE distillate.

c
Significant difference: N = not significantly different ($p \leq 0.05$).

d
MT: Moutai.

e
GJGJ : Gu Jing Gong Jiu.

Case No.: IPR2023-00209
U.S. Patent No. 10,039,306

f

YPJZ: Yi Pin Jing Zhi.

g

DJT: Don Julio Tequila.

h

EWW: Evan Williams Kentucky Bourbon Whiskey.

i

AER: Appleton Estate Jamaica Rum.

4.2. Volatile profile comparison of neat liquors and SAFE-DIST isolates

An additional volatile profile comparison was made between neat liquors and their respective SAFE-DIST isolates. Eight compounds (2-methyl-1-propanol, 3-methy-1-butanol, ethyl hexanoate, tetramethylpyrazine, ethyl 2-phenylacetate, hexanoic acid, 2-phenylethanol and octanoic acid) possessing different functional groups (including 2 fusel alcohols, 2 fatty acids, 2 esters, 1 pyrazine and 1 phenolic compound) and different molecular weights and volatilities, were selected for analysis (Table 2). Among these 8 compounds, 2-methyl-1-propanol, 3-methy-1-butanol and ethyl hexanoate differed by no more than 2% between the original liquors and their respective SAFE-DIST isolates. For all 6 liquors, the difference between the peak areas of ethyl 2-phenylacetate and 2-phenylethanol were below 5% between the original liquor products and their SAFE-DIST isolates. However, for the 2 fatty acids analyzed, the differences between the original liquor products and their SAFE isolates were more significant for the brown liquors than for the clear liquors.

Table 2. GC-FID peak area[a] comparison for selected volatile components between various liquor products (neat) and their respective distillates prepared by direct solvent-assisted flavor evaporation (SAFE-DIST).

	2-Methy-1-propanol	3-Methy-1-butanol	Ethyl hexanoate	Tetramethyl-pyrazine	Ethyl-2-phenylacetate	Hexanoic acid	2-Phenyl ethanol	Octanoic acid
MT Neat	156	400	22.6	12.1	162	11.0	19.4	1.22
MT SAFE	156	402	22.5	8.12	154	10.8	18.7	1.22
% Diff.	0.00130	0.613	0.224	33.0[c]	4.89[b]	1.66	3.48[b]	0.0872
GJGJ Neat	101	288	314	–	–	777	2.98	1.22

Case No.: IPR2023-00209
U.S. Patent No. 10,039,306

	2-Methy-1-propanol	3-Methy-1-butanol	Ethyl hexanoate	Tetramethyl-pyrazine	Ethyl-2-phenylacetate	Hexanoic acid	2-Phenyl ethanol	Octanoic acid
GJGJ SAFE	101	283	293	–	–	759	2.86	1.22
% Diff.	0.303	2.00	1.64	–	–	2.31	4.12	0.0872
YPJZ Neat	172	794	–	–	44.6	136	40.2	1.87
YPJZ SAFE	171	794	–	–	43.5	134	39.0	1.79
% Diff.	0.919	0.0604	–	–	2.34[c]	1.47	3.04	0.0425
EWW Neat	224	1123	–	–	–	8.56	26.2	2.01
EWW SAFE	224	1121	–	–	–	7.31	25.0	0.964
% Diff.	0.0639	0.127	–	–	–	14.6[c]	4.36	52.0[c]
DJT Neat	403	736	–	–	–	2.49	6.88	2.71
DJT SAFE	395	729	–	–	–	2.44	6.78	2.70
% Diff.	1.99[b]	0.923	–	–	–	2.07	1.39	0.614
AER Neat	113	314	–	–	–	–	2.71	1.82
AER SAFE	113	314	–	–	–	–	2.70	1.04
% Diff.	0.168	0.0996	–	–	–	–	0.614	42.8[c]

a

Average peak areas determined by GC-FID ($n = 3$).

b

Peak areas differed between SAFE-DIST isolates and original (neat) liquor ($p < 0.05$).

c

Case No.: IPR2023-00209
U.S. Patent No. 10,039,306

Peak areas differed between SAFE-DIST isolates and original (neat) liquor ($p < 0.01$).

4.3. AEDA comparison of neat liquors and SAFE-DIST isolates

One clear liquor (MT) and one brown liquor (EWW) were selected for further study to evaluate potential differences with respect to the predominant odorants in neat liquors and their respective SAFE-DIST isolates. A combined total of 61 odorants were detected through application of GC–MS-O analysis and AEDA of the MT and EWW original liquors and their respective SAFE-DIST isolates, with 52 odorants detected in MT and 37 detected in EWW (Table 3).

Table 3. Comparative AEDA results for potent odorants ($\log_3 FD \geq 2$) in Moutai (MT) and Evan Williams Bourbon Whiskey (EWW) neat liquors and their respective distillates prepared by direct solvent-assisted flavor evaporation (SAFE-DIST).

No.	Compound	Odor description	Retention Index		$\log_3$FD factor MT[a]				$\log_3$FD factor EWW[b]	
			Stabilwax	Rxi-5ms	Stabilwax		Rxi-5ms		Neat	SAFE-DIST
					Neat	SAFE-DIST	Neat	SAFE-DIST		
1	2-methylpropanal	malty	<800	<700	4	4	4	4	–	–
2	acetal	fruity, painty	938	741	7	7	5	5	4	4
3a,b	2-/3-methylbutanal	malty	947	<700	6	6	6	6	1	1
4	ethyl propanoate	fruity	972	720	5	5	4	4	4	4
5	ethyl 2-methylpropanoate	fruity, berry	979	768	9	9	8	8	–	–
6	2,3-butanedione	buttery, creamy	993	<700	2	2	2	2	–	–
7	2-methylpropyl acetate	solvent	1015	792	2	2	3	3	–	–
8	ethyl butanoate	fruity	1042	806	8	8	6	6	4	4
9	ethyl 2-methylbutanoate	fruity, berry	1057	857	10	10	8	8	4	4
10	ethyl 3-methylbutanoate	blueberry	1075	862	8	8	6	6	3	3
11	ethyl pentanoate	fruity, berry	1142	902	6	6	5	5	1	1
12	ethyl 2-methylpentanoate*	fruity, berry	1142	944	6	6	4	4	–	–
13	propyl 2-methylbutanoate	fruity	1183	–	4	4	–	–	–	–

Case No.: IPR2023-00209
U.S. Patent No. 10,039,306

No.	Compound	Odor description	Retention Index		Log_3FD factor MT[a]				Log_3FD factor EWW[b]	
			Stabilwax	Rxi-5ms	Stabilwax		Rxi-5ms		Neat	SAFE-DIST
					Neat	SAFE-DIST	Neat	SAFE-DIST		
14	ethyl 4-methylpentanoate	fruity, berry	1195	971	6	6	4	4	0 [c]	0
15a,b	2-/3-methyl-1-butanol	malty	1213	749	4	4	2	2	5	5
16	ethyl hexanoate	fruity	1240	999	5	5	4	4	4	4
17	furfuryl ether *	ether like	1296	831	3	3	2	2	–	–
18	2-methyl-3-furanthiol	beefy, vitamin	–	872	–	–	5	5	–	–
19	1-octen-3-one*	mushroom	1312	1029	1	1	1	1	3	3
20	ethyl heptanoate	fruity	1341	1099	1	1	0	0	3	3
21	dimethyl trisulfide	cabbage	1385	969	5	5	3	3	5	5
22	ethyl cyclohexylcarboxylate *	fruity, berry	1430	1135	4	4	3	3	0	0
23	ethyl octanoate	waxy, plastic	1440	1197	3	3	2	2	3	3
24	2-furfurylthiol*	meaty, coffee	1447	912	1	1	4	4	–	–
25	2-ethyl-3,5-dimethylpyrazine	roasted	1463	1063	5	5	3	3	–	–
26	methional*	potato	1475	907	–	–	–	–	4	4
27	(*E*)-2-nonenal*	metallic, fatty	1518	1150	3	2	–	–	3	3
28	unknown	berry	1544	962	4	4	1	1	–	–
29	2-methylpropanoic acid	cheesy	1582	843	1	1	2	2	–	–
30	butanoic acid	cheesy	1637	872	3	3	0	0	–	–
31	phenylacetaldehyde	rosy	1663	1032	3	3	2	2	–	–
32a,b	2-/3-methyl butanoic acid	cheesy, sweaty	1676	–	4	3	–	–	1	1
33	2-methyl-3-(methyldithio) furan	vitamin	1681	1174	5	5	3	3	–	–
34	3-methyl-2,4-nonadione*	hay, fatty	1695	–	2	2	3	3	–	–
35	pentanoic acid	cheesy	1747	–	2	2	–	–	–	–

Case No.: IPR2023-00209
U.S. Patent No. 10,039,306

No.	Compound	Odor description	Retention Index		Log$_3$FD factor MT[a]				Log$_3$FD factor EWW[b]	
			Stabilwax	Rxi-5ms	Stabilwax		Rxi-5ms		Neat	SAFE-DIST
					Neat	SAFE-DIST	Neat	SAFE-DIST		
36	dimethyltetrasulfide	cabbage	1760	1214	4	3	2	2	–	–
37	ethyl phenylacetate	rosy	1801	1247	3	3	4	4	–	–
38	2-phenylethyl acetate	fruity, rosy	1829	–	1	1	–	–	4	4
39	β-damascenone	applesauce	1837	1384	5	5	5	5	4	4
40	geraniol	citrus	1859	–	3	2	–	–	2	2
41	guaiacol	smoky	1884	1091	3	2	0	0	5	5
42	ethyl 3-phenylpropanoate	fruity, grape	1898	1349	5	5	4	4	2	2
43	2-phenylethanol	rosy	1933	1130	5	5	1	1	5	5
44	β-ionone	floral	1954	–	1	1	–	–	2	2
45	4-ethylguaiacol	smoky, clove	2055	1281	1	1	–	–	3	3
46	γ-nonalactone	peachy	2062	1380	3	2	0	0	1	1
47	*p*-cresol	animal barn	2107	1106	3	3	0	0	–	–
48	unknown	hay, sweet	2131	–	–	–	–	–	2	2
49	ethyl cinnamate	rosy, fruity	2159	–	1	1	–	–	2	2
50	*bis*(2-methyl-3-furyl) disulfide	meaty	2178	1526	2	2	–	–	–	–
51	eugenol	spicy, clove	2188	–	–	–	–	–	6	6
52	4-ethylphenol	manure, stable	2205	–	3	3	–	–	0	0
53	3-hydroxy-4,5-dimethyl-furan-2(5*H*)-one (sotolone)	curry, spicy	2233	–	5	5	–	–	7	7
54	unknown	plastic	2266	–	3	2	–	–	1	1
55	syringol	bacon, smoky	2305	–	1	1	–	–	4	4
56	unknown	herbal	2386	–	1	1			2	2
57	phenylacetic acid	rosy	2603	1287	3	3	0	0	–	–
58	vanillin	vanilla	2624	–	1	2	–	–	7	5

Case No.: IPR2023-00209
U.S. Patent No. 10,039,306

No.	Compound	Odor description	Retention Index		Log_3FD factor MT[a]				Log_3FD factor EWW[b]	
			Stabilwax	Rxi-5ms	Stabilwax		Rxi-5ms		Neat	SAFE-DIST
					Neat	SAFE-DIST	Neat	SAFE-DIST		
59	3-phenylpropanoic acid	sweaty, rosy	2657	1349	2	2	–	–	–	–
60	unknown	cabbage	–	1057	–	–	3	3	–	–

* Compound was tentatively identified by matching its RI and odor properties with authentic standard compound.

a AEDA was conducted on Stabilwax and Rxi-5ms GC columns.

b AEDA was conducted on Stabilwax GC column.

c Indicates that compound was detected in the concentrated aroma extract only.

As indicated in Table 3, 55 compounds were either positively or tentatively identified, while 5 were unidentified (unknown). The identified compounds included 18 esters (nos. 4, 5, 7–14, 16, 20, 22, 23, 37, 38, 42 and 49); 7 acids (nos. 29, 30, 32a, 32b, 35, 57 and 59); 7 sulfur-containing compounds (nos. 18, 21, 24, 26, 33, 36 and 50); 4 ketones (nos. 6, 19, 39 and 44); 4 aldehydes (nos. 1, 3a/3b, 27); 7 phenols/guaiacols (nos. 41, 45, 47, 51, 52, 55 and 58); 4 alcohols (nos. 15a/15b, 40 and 43); 1 pyrazine (no. 25); 1 lactone (no. 46); 1 acetal (no. 2), 1 furanone (no. 53) and 1 ether (no. 17).

As expected, MT and EWW differ with respect to their aroma profiles. Whiskey derives much of its aroma components a result of aging in oak barrels. Many of these oak-derived volatiles contribute to the unique aroma profile of whiskey; e.g., guaiacol, 4-ethylguaiacol, eugenol, syringol and vanillin (Conner, Paterson, & Piggott, 1993). On the other hand, MT is aged in pottery, an essentially inert container. There are of course other differences between MT and EWW caused by use of different raw materials, fermentation, distillation, etc. in their production.

All of the odorants identified in EWW have been previously reported in the literature (Lahne., 2010, Poisson and Schieberle, 2008). Most of the odorants in MT were previously reported (Chen et al., 2013, Fan et al., 2012, Zhu et al., 2007). However, several additional odorants are reported for the first time in this study, including 2-methyl-3-furanthiol (no. 18), ethyl cyclohexylcarboxylate (no. 22), (*E*)-2-nonenal (no. 27), 2-methyl-3-(methyldithio)furan (no. 33); dimethyltetrasulfide (no. 36) and *bis*(2-methyl-3-furyl) disulfide (no. 50).

The results AEDA are depicted as log_3flavor dilution (FD) factors to allow for a clearer comparison between each of the neat liquors and their respective SAFE-DIST isolates. For MT, AEDA results were identical for

Case No.: IPR2023-00209
U.S. Patent No. 10,039,306

the neat liquor and the SAFE-DIST isolate, with the exception of only 5 odorants (nos. 27, 37, 47, 55 and 59) which differed by no more than 1 $\log_3$FD factor between the two extracts. The AEDA results for EWW showed a similar trend, with only 1 odorant (vanillin, no. 59) being detected at a higher log3 FD factor in the neat liquor. In all cases where differences were observed, the odorants were detected at slightly lower $\log_3$FD factors in the SAFE-DIST isolates, possibly due to poor recovery of these compounds by SAFE.

4.4. Stability of selected sulfur compounds in MT

Seven sulfur compounds (nos. 18, 21, 24, 26, 33, 36 and 50) were detected in MT. Noteworthy among these were 2-methyl-3-furanthiol (MFT, no. 18), 2-methyl-3-(methyldithio) furan (MFT-MT no. 33) and *bis*(2-methyl-3-furyl) disulfide (MFT-MFT, no. 50), which have not been previously reported in MT and which possess intense savory (meaty and vitamin-like) aromas. It is known that MFT-MFT is formed by dimerization of MFT and, similarly, MFT-MT can be formed by reaction of MFT with methanethiol (Mottram and Whitfield, 1995, Weerawatanakorn et al., 2015). It has also been reported that MFT can be oxidized during storage to its dimer MFT-MFT (Hofmann et al., 1996). MFT-MFT when exposed to an elevated temperature can be converted back to MFT, while MFT-MT is thermally stable (Belitz, Grosch, & Schieberle, 2009).

Based on the above observations, there was some concern over whether MFT (no. 18) was an artifact formed by the analysis conditions used in this study. Cold (cryo) spliltess injection using a PTV inlet was employed for GC–MS-O. During injection the temperature of the inlet was ramped from –50 °C to 250 °C. This means that for a brief period of time the volatile components were exposed to elevated temperatures as they were transferred from the inlet into the GC column. For this reason, cool on-column GC-O analysis was conducted to confirm the results obtained by cold-splitless GC–MS-O analysis (Table 4). By comparing the results from cool on-column GC-O analysis against the results of cold-splitless GC–MS-O analysis, it was found that 2-methyl-3-furanthiol (MFT), which has a FD factor of 243 by cold-splitless injection, was not detected at all by cool on-column GC-O analysis. This is an indication that MFT might be a thermally generated artifact. Therefore, an additional study was conducted to examine the relative stabilities of MFT-MFT and MFT-MT during typical GC analysis conditions.

Table 4. Thermal degradation of selected odor-important disulfides as a function of GC injection method.

No.			Cool on-column	Cold-splitless	Hot splitless (inlet temperature)		
					200 °C	250 °C	300 °C
50	MFT-MFT[a]	Peak area ratio (mean ± STD)	6.658 ± 0.022	5.544 ± 0.027	5.294 ± 0.033	4.547 ± 0.038	3.848 ± 0.038
		Degradation (%)	0.0	16.7	20.5	31.7	42.2
33	MFT-MT[b]	Peak area ratio (mean ± STD)	0.5737 ± 0.0022	0.5745 ± 0.0012	0.5748 ± 0.0025	0.5733 ± 0.0015	0.5730 ± 0.0037

Case No.: IPR2023-00209
U.S. Patent No. 10,039,306

No.		Cool on-column	Cold-splitless	Hot splitless (inlet temperature)		
				200 °C	250 °C	300 °C
	Degradation (%)	0.0	0.0	0.0	0.0	0.0

a MFTMFT: *bis*(2-methyl-3-furyl) disulphide.

b MFT-MT: 2-methyl-3-(methyldithio) furan.

The stabilities of MFT-MT and MFT-MFT and their potential to form MFT were tested under various injection scenarios, including hot splitless (200, 250 and 300 °C), cold splitless and cool on-column injection, using the same PTV inlet (modified for each injection method) and under the same GC–MS conditions. The results showed that MFT-MT was stable under all injection conditions tested, but MFT-MFT stability was highly dependent upon the injection conditions used (Table 4). MFT-MFT was most stable when cool on-column injection was used, but appreciable degradation (>16%) occurred under either cold or hot splitless injection. Furthermore, as expected, hot splitless injection resulted in the greatest degradation of MFT-MFT, with around 42% degradation occurring when the inlet temperature was 300 °C. Even though on-column is an ideal method to avoid the degradation of MFT-MFT with subsequent formation of MFT, it is not a viable option for comparison between the neat liquor and its respective SAFE isolate because this method has little tolerance for "dirty" aroma extracts.

4.5. Quantitative comparison of selected aroma

Twenty-four odorants were selected for quantitation based on SIDA to provide a more accurate comparison between two neat liquors (MT and EWW) and their respective SAFE isolates (Table 5). Compounds chosen for analysis included 3 Strecker aldehydes (nos. 1, 3a and 3b), 11 esters (nos. 8, 10, 11, 16, 20, 23, 37, 42, 61, 62 and 63), 7 acids (nos. 29, 30, 35, 57, 64, 65 and 66), 1 alcohol (no. 43) and 3 semi-volatile components (nos. 53, 58 and 67). The quantitation results showed that highly volatile components like Strecker aldehydes, short chain fatty acids and low molecular weight ethyl esters had high SAFE-DIST recoveries from 98.1 to 100% for both MT and EWW. However, the recovery ethyl decanoate, ethyl dodecanoate and ethyl hexadecanoate were only 61.0% and 59.2% (for EWW) and 20.78% (for MT), respectively. These higher molecular weight esters are not very odor-active and thus do not contribute significantly to the overall aroma profile to the liquor products, which explains why even though their recoveries by SAFE were poor, the perceived aromas of the resulting SAFE-DIST isolates were still not significantly different from their respective neat liquors. However, these components may contribute to the mouthfeel of a liquor product and might induce a taste difference if eliminated. The recoveries of other semi-volatile components like vanillin and syringaldehyde (for EEW) were only 17.14% and 5.24%, respectively, which agrees with the AEDA results for vanillin, since the $\log_3$FD factor differed by 2 dilutions, roughly one ninth in concentration.

Table 5. Concentration comparison of selected potent odorants in original neat liquors of Moutai (MT) and Evan Williams Bourbon Whiskey (EWW) and their respective distillates prepared by direct solvent-assisted

Case No.: IPR2023-00209
U.S. Patent No. 10,039,306

flavor evaporation (SAFE-DIST).

No.	Compound	Neat MT[a]	MT SAFE-DIST[a]	% recovery	Neat EWW[a]	EWW SAFE-DIST[a]	% recovery
1	2-methylpropanal	26.12 ± 0.66	25.74 ± 0.40	98.6	0.920 ± 0.022	0.911 ± 0.013	99.0
3a	2-methylbutanal	17.70 ± 0.17	17.67 ± 0.29	99.8	0.308 ± 0.017	0.3051 ± 0.0041	100
3b	3-methybutanal	37.11 ± 0.49	37.10 ± 0.46	100	0.3869 ± 0.0061	0.3799 ± 0.0078	98.2
8	ethyl butanoate	57.70 ± 0.41	57.36 ± 0.36	99.4	–	–	–
11	ethyl pentanoate	4.561 ± 0.034	4.539 ± 0.037	99.6	–	–	–
10	ethyl 3-methylbutanoate	11.32 ± 0.057	11.32 ± 0.038	99.9	–	–	–
16	ethyl hexanoate	17.11 ± 0.026	17.11 ± 0.083	100	2.691 ± 0.020	2.684 ± 0.015	99.6
20	ethyl heptanoate	1.250 ± 0.011	1.235 ± 0.013	98.4	–	–	–
23	ethyl octanoate	2.010 ± 0.015	2.005 ± 0.0054	99.5	10.36 ± 0.064	10.32 ± 0.085	99.6
61	ethyl decanoate	–	–	–	12.09 ± 0.15	7.38 ± 0.12	61.0
62	ethyl dodecanoate	–	–	–	5.61 ± 0.19	3.316 ± 0.046	59.2
63	ethyl hexadecanoate	19.25 ± 0.078	3.999 ± 0.041	20.8	–	–	–
37	ethyl phenylacetate	5.420 ± 0.011	5.357 ± 0.031	98.9	–	–	–
42	ethyl 3-phenylpropionate	38.64 ± 0.76	38.55 ± 0.27	99.8	–	–	–
64	acetic acid	7258 ± 0.033	7254 ± 0.031	99.9	2.499 ± 0.064	2.475 ± 0.041	99.2
65	propanoic acid	1229 ± 3.6	1229 ± 2.6	100	–	–	–
30	butyric acid	35.18 ± 0.25	35.06 ± 0.26	99.7	–	–	–
29	2-methylpropanoic acid	20.89 ± 0.19	20.50 ± 0.04	98.1	–	–	–
35	pentanoic acid	4.383 ± 0.037	4.384 ± 0.0096	100	–	–	–
66	hexanoic acid	12.19 ± 0.037	12.10 ± 0.088	99.3	–	–	–
57	phenylacetic acid	20.44 ± 0.027	14.20 ± 0.016	69.5	–	–	–
43	2-phenylethanol	20.77 ± 0.15	19.11 ± 0.10	92.0	28.97 ± 0.12	27.05 ± 0.19	93.4
58	vanillin	–	–	–	2.802 ± 0.015	0.4819 ± 0.0018	17.1
67	syringaldehyde	–	–	–	9.170 ± 0.045	0.4775 ± 0.0025	5.23
53	sotolon	0.0962 ± 0.0010[b]	0.08478 ± 0.00050	88.2	–	–	–
		0.097 ± 0.015[c]					

a

Case No.: IPR2023-00209
U.S. Patent No. 10,039,306

Average concentration (mg/L) ± standard deviation (n = 3).

b

Concentration determined by addition of isotope solution to the neat liquor followed by direct solvent extraction and fractionation without SAFE.

c

Concentration determined by addition of isotope solution to the neat liquor followed by direct solvent extraction, SAFE distillation and fractionation.

The quantitation results of sotolon by three different methods were in agreement in the case of MT, since the results of SIDA without SAFE and with SAFE (isotope added before SAFE distillation) were nearly identical. Therefore, sotolon is not an artifact but an odor-active component in this liquor. Results also show the recovery of sotolon by SAFE distillation was above 88%, which could explain why the $\log_3$FD factors of sotolon in the SAFE distillate and original liquor did not differ.

5. Conclusions

The proposed streamlined approach for quantitation of odor-active components in distilled liquors was evaluated by various methods, including sensory testing, semi-quantitative analysis (GC–MS-O AEDA) and advanced quantitation (SIDA). Among the selected 6 liquors examined, the aroma profiles did not differ between original liquors and those of SAFE-DIST. Assessed by AEDA, within selected clear and brown liquor samples, most potent odor-active components had the same FD factor in the extract of liquor products and their SAFE isolates. According to the SIDA results of odor-active components before and after SAFE, the difference in concentrations of most odor-active components between original liquors and their SAFE isolates were negligible, including Strecker aldehydes, short chain fatty acids and ethyl esters from butanoic acid to octanoic acid. Semi-volatile components, e.g. long chain ethyl esters, vanillin, and syringaldehyde, were not well isolated by the stream-lined approach due to poor recoveries by SAFE distillation. Thus, for the quantitation of semi-volatile compounds the isotopes have to be added before SAFE distillation to guarantee accurate quantitation results. Compared with the standard way to accomplish the quantitation of compounds using combined SAFE and SIDA, the "addition-extraction-adjustment" procedure to achieve reasonable isotope-to-target analyte ratios is significantly shortened by the proposed streamlined approach by allowing the researcher to quantitate more odorants without additional SAFE operations as long as the SAFE isolate is properly prepared and preserved. Furthermore, the direct SAFE-DIST isolate can be used for both identification and quantitation purposes which would not be feasible by following the traditional procedures. Thus this proposed approach not only allows quantitation of odor-active components with significant less time, effort, materials (especially important in the case of rare source materials) and isotopes. This approach could potentially be applied for the study of the flavor chemistry of wine, beer, fruit pulps and other aqueous food products.

Acknowledgement

Partial support for this project was provided by the National Institute of Food Agriculture, U.S. Department of Agriculture (ILLU-698-366).

Declaration of Competing Interest

The authors declare no competing financial interest.

Appendix A. Supplementary data

The following are the Supplementary data to this article:

Download : **Download Word document (24KB)**

Supplementary data 1.

Recommended articles

References

Belitz et al., 2009 H.-D. Belitz, W. Grosch, P. Schieberle
Food Chemistry (4th ed.), Springer-Verlag, Berlin (2009), pp. 364-365
Google Scholar

Blank et al., 1996 I. Blank, J. Lin, R. Fumeaux, D.H. Welti, L.B. Fay
Formation of 3-hydroxy-4,5-dimethyl-2(*5H*)-furanone (sotolon) from 4-hydroxy-L-isoleucine and 3-amino-4,5-dimethyl-3,4-dihydro-2(*5H*)-furanone
Journal of Agricultural and Food Chemistry, 44 (7) (1996), pp. 1851-1856
View Record in Scopus Google Scholar

Chen et al., 2013 S. Chen, D. Wang, Y. Xu
Characterization of odor-active compounds in sweet-type chinese rice wine by aroma extract dilution analysis with special emphasis on sotolon
Journal of Agricultural and Food Chemistry, 61 (40) (2013), pp. 9712-9718
CrossRef View Record in Scopus Google Scholar

Conner et al., 1993 J.M. Conner, A. Paterson, J.R. Piggott
Changes in wood extractives from oak cask staves through maturation of Scotch malt whiskey
Journal of the Science of Food and Agriculture, 62 (2) (1993), pp. 169-174
CrossRef View Record in Scopus Google Scholar

Engel et al., 1999 W. Engel, W. Bahr, P. Schieberle
Solvent assisted flavour evaporation – a new and versatile technique for the careful and direct isolation of aroma compounds from complex food matrices
European Food Research and Technology, 209 (1999), pp. 237-241
View Record in Scopus Google Scholar

Fan et al., 2012 W. Fan, Y. Xu, M.C. Qian

Identification of aroma compounds in chinese "moutai" and "langjiu" liquors by normal phase liquid chromatography fractionation followed by gas chromatography/olfactometry
W. Fan, Y. Xu, M.C. Qian (Eds.), Flavor Chemistry of Wine and Other Alcoholic Beverages, ACS Symposium Series 1104, American Chemical Society, Washington D.C. (2012), pp. 303-338
CrossRef Google Scholar

Franitza et al., 2016 L. Franitza, M. Granvogl, P. Schieberle
Characterization of the key aroma compounds in two commercial rums by means of the Sensomics approach
Journal of Agricultural and Food Chemistry, 64 (3) (2016), pp. 637-645
CrossRef View Record in Scopus Google Scholar

Gabrielli et al., 2015 M. Gabrielli, A. Buica, D. Fracassetti, M. Stander, A. Tirelli, J. Wessel
Determination of sotolon content in South African white wines by two novel HPLC-UV and UPLC-MS methods
Food Chemistry, 169 (2015), pp. 180-186
Article Download PDF View Record in Scopus Google Scholar

Grosch, 2001 W. Grosch
Evaluation of the key odorants of foods by dilution experiments, aroma models and omission
Chemical Senses, 26 (5) (2001), pp. 533-545
View Record in Scopus Google Scholar

Guth and Grosch, 1989 H. Guth, W. Grosch
3-Methylnonane-2,4-dionesan intense odour compound formed during flavour reversion of soya-bean oil
Fat Science and Technology, 91 (1989), pp. 225-230
CrossRef View Record in Scopus Google Scholar

Guth and Grosch, 1994 H. Guth, W. Grosch
Identification of the character impact odorants of stewed beef juice by instrumental analyses and sensory studies
Journal of Agricultural and Food Chemistry, 42 (12) (1994), pp. 2862-2866
CrossRef View Record in Scopus Google Scholar

Hausch et al., 2015 B.J. Hausch, Y. Lorjaroenphon, K.R. Cadwallader
Flavor chemistry of lemon-lime carbonated beverages
Journal of Agricultural and Food Chemistry, 63 (1) (2015), pp. 112-119
CrossRef View Record in Scopus Google Scholar

Hofmann et al., 1996 T. Hofmann, P. Schieberle, W. Grosch
Model studies on the oxidative stability of odor-active thiols occurring in food flavors
Journal of Agricultural and Food Chemistry, 44 (1) (1996), pp. 251-255
View Record in Scopus Google Scholar

Kotseridis et al., 1998 Y. Kotseridis, R. Baumes, G.K. Skouroumounis

Synthesis of labelled [2H4]β-damascenone, [2H2]2-methoxy-3- isobutylpyrazine, [2H3]α-ionone, and [2H3]β-ionone, for quantification in grapes, juices and wines
Journal of Chromatography A, 824 (1) (1998), pp. 71-78
Article Download PDF View Record in Scopus Google Scholar

Lahne., 2010 Lahne
Aroma Characterization of American rye whiskey by chemical and sensory assays
(M.S. thesis)
University of Illinois, Urbana, IL, USA (2010)
Google Scholar

MacNamara and Hoffmann, 1998 K. MacNamara, A. Hoffmann
Gas chromatographic technology in analysis of distilled spirits
Elsevier Sciences B.V. (1998), pp. 303-346
Article Download PDF View Record in Scopus Google Scholar

Meilgaard and Civille, 2007 M. Meilgaard, G.V. Civille
Sensory evaluation techniques
(4th ed.), CRC Press/ Taylor & Francis, Boca Raton, FL (2007)
Google Scholar

Mottram and Whitfield, 1995 D.S. Mottram, F.B. Whitfield
Maillard-lipid interactions in nonaqueous systems: Volatiles from the reaction of cysteine and ribose with phosphatidylcholine
Journal Agricultural Food Chemistry, 43 (5) (1995), pp. 1302-1306
CrossRef View Record in Scopus Google Scholar

Poisson and Schieberle, 2008 L. Poisson, P. Schieberle
Characterization of the most odor-active compounds in an American Bourbon whisky by application of the aroma extract dilution analysis
Journal of Agricultural and Food Chemistry, 56 (2008), pp. 5813-5819
CrossRef View Record in Scopus Google Scholar

Rotsatchakul et al., 2007 P. Rotsatchakul, S. Chaiseri, K.R. Cadwallader
Identification of characteristic aroma components of Thai fried chili paste
Journal of Agricultural and Food Chemistry, 56 (2) (2007), pp. 528-536
Google Scholar

Schneider and Roland, 1992 S. Schneider, C. Roland
One step synthesis of vanillin
Journal of Labelled Compounds and Radiopharmaceuticals, 31 (6) (1992), pp. 92-95
View Record in Scopus Google Scholar

Schuh and Schieberle, 2006 C. Schuh, P. Schieberle
Characterization of the key aroma compounds in the beverage prepared from Darjeeling black tea: Quantitative differences between tea leaves and infusion
Journal of Agricultural and Food Chemistry, 54 (3) (2006), pp. 916-924

Case No.: IPR2023-00209
U.S. Patent No. 10,039,306

CrossRef View Record in Scopus Google Scholar

van Den Dool and Kratz, 1963 H. van Den Dool, P.D. Kratz
A generalization of the retention index system including linear temperature programmed gas-liquid partition chromatography
J. Chromatography A, 11 (1963), pp. 463-471
Article Download PDF View Record in Scopus Google Scholar

Weerawatanakorn et al., 2015 M. Weerawatanakorn, J. Wu, M. Pan
Reactivity and stability of selected flavor compounds
Journal of Food and Drug Analysis, 23 (2) (2015), pp. 176-190
Article Download PDF CrossRef View Record in Scopus Google Scholar

Wu and Cadwallader, 2019 T. Wu, K.R. Cadwallader
Identification of characterizing aroma components of roasted chicory "coffee" brews
Journal of Agricultural and Food Chemistry (2019)
(published on-line, https://doi.org/10.1021/acs/jafc/9b00776)
Google Scholar

Zhang et al., 2014 R. Zhang, Q. Wu, Y. Xu
Lichenysin, a cyclooctapeptide occurring in Chinese liquor Jiannanchun reduced the headspace concentration of phenolic off-flavors via hydrogen-bond interactions
Journal of Agricultural and Food Chemistry, 62 (33) (2014), pp. 8302-8307
CrossRef View Record in Scopus Google Scholar

Zhang et al., 2014 R. Zhang, Q. Wu, Y. Xu, M.C. Qian
Isolation, identification, and quantification of lichenysin, a novel nonvolatile compound in Chinese distilled spirits
Journal of Food Science, 79 (10) (2014), pp. C1907-C1915
CrossRef View Record in Scopus Google Scholar

Zhu et al., 2007 S. Zhu, X. Lu, K. Ji, K. Guo, Y. Li, C. Wu, G. Xu
Characterization of flavor compounds in Chinese liquor Moutai by comprehensive two-dimensional gas chromatography/time-of-flight mass spectrometry
Analytica Chimica Acta, 597 (2) (2007), pp. 340-348
Article Download PDF View Record in Scopus Google Scholar

Cited by (12)

Low Quantity but Critical Contribution to Flavor: Review of The Current Understanding of Volatile Sulfur-containing Compounds in Baijiu

2021, Journal of Food Composition and Analysis

Show abstract

Characterization of volatile sulfur compounds in soy sauce aroma type Baijiu and changes during fermentation by GC × GC-TOFMS, organoleptic impact evaluation, and multivariate data analysis

2020, Food Research International

Show abstract

Characterization of volatile thiols in Chinese liquor (Baijiu) by ultraperformance liquid chromatography–mass spectrometry and ultraperformance liquid chromatography–quadrupole-time-of-flight mass spectrometry

2022, Frontiers in Nutrition

Comparative evaluation of encapsulation using β-cyclodextrin versus freeze-drying for better retention and stabilizing of black Périgord truffle (Tuber melanosporum) aroma

2022, Journal of Food Science

Methods used for extraction of plant volatiles have potential to preserve truffle aroma: A review

2022, Comprehensive Reviews in Food Science and Food Safety

SAFE and SBSE combined with GC-MS and GC-O for characterization of flavor compounds in Zhizhonghe Wujiapi medicinal liquor

2022, Journal of Food Science

View all citing articles on Scopus

© 2019 The Authors. Published by Elsevier Ltd.

Copyright © 2022 Elsevier B.V. or its licensors or contributors.
ScienceDirect® is a registered trademark of Elsevier B.V.

Attachment 25b

Skip to main content

An official website of the United States government

Here's how you know

Here's how you know

Menu

- MARC Download

NLM MMS_ID 9917514363406676

- Download MARCXML
- Download MARC21

LDR	01798cas a2200529 i 4500
001	9917514363406676
005	20211204012258.0
006	m o d
007	cr |||||||||||
008	190131c20199999ne || poo 0 0eng c
010	__ | ‡**a** 2019243133
022	__ | ‡**a** 2590-1575‡**l** 2590-1575
035	__ | ‡**9** 101751436
040	__ | ‡**a** CNCGM‡**b** eng‡**e** rda‡**e** pn‡**c** CNCGM‡**d** UAB‡**d** OH1‡**d** OCLCO‡**d** OCLCF
041	0_ | ‡**a** eng
042	__ | ‡**a** pcc
044	__ | ‡**9** Netherlands
050	04 | ‡**a** TX501
060	00 | ‡**a** W1
210	10 | ‡**a** Food Chem X‡**2** DNLM
245	00 | ‡**a** Food chemistry: X.
264	_1 | ‡**a** [Amsterdam] :‡**b** Elsevier Ltd.,‡**c** [2019]-
300	__ | ‡**a** 1 online resource
336	__ | ‡**a** text‡**b** txt‡**2** rdacontent
337	__ | ‡**a** computer‡**b** c‡**2** rdamedia
338	__ | ‡**a** online resource‡**b** cr‡**2** rdacarrier
362	1_ | ‡**a** Began with volume 1 (30 March 2019).

510 0_ | ‡**9** 1‡**a** PubMed‡**b** v1, 2019-
510 0_ | ‡**a** PMC
580 __ | ‡**a** Open access mirror journal to: Food chemistry.
588 __ | ‡**a** Description based on: Volume 1 (30 March 2019); title from journal information screen (Science Direct, viewed April 17, 2019).
588 __ | ‡**a** Latest issue consulted: Volume 3 (30 September 2019) (viewed July 30, 2019).
650 12 | ‡**a** Food Analysis
650 22 | ‡**a** Nutritional Physiological Phenomena
655 _2 | ‡**a** Periodical
787 08 | ‡**i** Complemented by (work):‡**t** Food Chemistry‡**x** 0308-8146‡**w** (OCoLC)2728297‡**w** (DNLM)7702639
856 40 | ‡**u** https://www.ncbi.nlm.nih.gov/pmc/journals/3708/
856 40 | ‡**u** https://www.sciencedirect.com/journal/food-chemistry-x
911 __ | ‡**a** Electronic only
935 __ | ‡**a** (DNLM)1751436-nlmdb
992 __ | ‡**p** P2‡**e** EF‡**a** 20190724
993 __ | ‡**a** EXL‡**b** 20190730
994 __ | ‡**a** CDN‡**b** 20190802
995 __ | ‡**a** AUTH‡**b** 20190816‡**c** REV‡**d** 20201014
998 __ | ‡**a** ERMSOA 108649‡**b** 20190821
999 __ | ‡**a** AUTH
035 __ | ‡**a** (OCoLC)1084235927

Follow NLM

•

•

•

National Library of Medicine
8600 Rockville Pike
Bethesda, MD 20894

Web Policies
FOIA
HHS Vulnerability Disclosure

NLM Support Center
Accessibility
Careers

NLM | NIH | HHS | USA.gov

Attachment 25c

National Library of Medicine

Food Analysis MeSH Descriptor Data 2022

Details | Qualifiers | MeSH Tree Structures | Concepts

MeSH Heading	Food Analysis
Tree Number(s)	E05.362
	J01.576.423.850.100
Unique ID	D005504
RDF Unique Identifier	http://id.nlm.nih.gov/mesh/D005504
Annotation	general only; prefer /anal with specific food item
Scope Note	Measurement and evaluation of the components of substances to be taken as FOOD.
Entry Version	FOOD ANAL
Entry Term(s)	Analysis, Food
See Also	Food Quality
Date Established	1966/01/01
Date of Entry	1999/01/01
Revision Date	2012/07/03

page delivered in 0.191s

Connect with NLM

National Library of Medicine
8600 Rockville Pike
Bethesda, MD 20894

Web Policies
FOIA
HHS Vulnerability Disclosure

NLM Support Center
Accessibility
Careers

NLM | NIH | HHS | USA.gov

Attachment 25d

OCLC 1084235927 **No holdings in XXX - 602 other holdings**

Continuing Resources

								Rec Stat		Entered	20190131	Replaced	20220308050906.9
Type	a	ELvl		Srce	c	GPub		Ctrl		Lang	eng		
BLvl	s	Form	o	Conf	0	Freq	q	MRec		Ctry	ne		
S/L	0	Orig		EntW		Regl	r	Alph	a				
Desc	i	SrTp	p	Cont		DtSt	c	Dates	2019	, 9999			

007 c $b r $d m $e n
010 2019243133
040 CNCGM $b eng $e rda $e pn $c CNCGM $d UAB $d OH1 $d OCLCO $d OCLCF $d NLM $d OCLCO $d VT2 $d OCLCA $d BWN $d FUG $d OCLCO
016 7 101751436 $2 DNLM
019 1120096957 $a 1165680687 $a 1193523875 $a 1229866991
022 2590-1575 $l 2590-1575 $2 j
042 pcc
050 04 TX501
060 00 W1
090 $b
130 0 Food chemistry X (Online)
210 10 Food Chem X $2 dnlm
222 0 Food chemistry. X
245 10 Food chemistry: X.
264 1 [Amsterdam] : $b Elsevier Ltd., $c 2019-
300 1 online resource
310 Quarterly
336 text $b txt $2 rdacontent
337 computer $b c $2 rdamedia
338 online resource $b cr $2 rdacarrier
362 1 Began with volume 1 (30 March 2019).
520 2 "Food Chemistry X publishes papers dealing with the advancement of the chemistry and biochemistry of foods or the analytical methods/approach used."
580 Open access mirror journal to: Food chemistry (Online).
588 0 Volume 1 (30 March 2019); title from journal information screen (Science Direct, viewed April 17, 2019).
588 1 Volume 10 (30 June 2021) (viewed June 22, 2021).
650 0 Food $x Analysis $v Periodicals.
650 0 Food $x Composition $v Periodicals.
650 7 Food $x Analysis. $2 fast $0 (OCoLC)fst00930460
650 7 Food $x Composition. $2 fast $0 (OCoLC)fst00930485
650 12 Food Analysis. $0 (DNLM)D005504
650 22 Nutritional Physiological Phenomena. $0 (DNLM)D009747
653 Diet & Clinical Nutrition
655 0 Electronic journals.
655 4 Electronic journals.

655 7 Periodicals. $2 fast $0 (OCoLC)fst01411641
655 2 Periodical. $0 (DNLM)D020492
787 1 $t Food chemistry (Online) $x 1873-7072 $w (DLC) 2003233204 $w (OCoLC)38873912
856 40 $3 Elsevier $u https://www.journals.elsevier.com/food-chemistry-x
856 40 $u https://www.sciencedirect.com/journal/food-chemistry-x $7 0

Attachment 26a

MARC Bibliographic Record

```
LEADER    01558nam a2200373 a 4500
   001    996406463602122
   005    19990604082155.0
   008    830307s1983 dcua b 10100 eng
   010          $a 83003852
   020          $a0841207690
   035          $a(OCoLC)09371025
   035          $9ACT6446UW
   035          $a(WU)640646-uwmadisondb
   035          $a(EXLNZ-01UWI_NETWORK)999529638402121
   039    0_    $a2$b3$c3$d3$e3
   040          $aDLC$beng$cDLC$dOCL$dGZM
   050    0_    $aTP372.55.M35$bM34 1983
```

Case No.: IPR2023-00209
U.S. Patent No. 10,039,306

082 0_ $a664/.028$219

245 04 $aThe Maillard reaction in foods and nutrition /$cGeorge R. Waller, editor, Milton S. Feather, editor.

264 _1 $aWashington, D.C. :$bAmerican Chemical Society,$c1983.

300 $axii, 585 pages :$billustrations ;$c24 cm.

336 $atext$btxt$2rdacontent

337 $aunmediated$bn$2rdamedia

338 $avolume$bnc$2rdacarrier

490 1_ $aACS symposium series,$x0097-6157 ;$v215

500 $a"Based on a symposium jointly sponsored by the Divisions of Agricultural and Food Chemistry, and Carbohydrate Chemistry at the 183rd meeting of the American Chemical Society, Las Vegas, Nevada, March 28-April 2, 1982".

504 $aIncludes bibliographies and index.

650 _0 $aMaillard reaction$vCongresses.

650 _0 $aFood industry and trade$vCongresses.

700 1_ $aWaller, George R.

700 1_ $aFeather, Milton S.,$d1936-

Case No.: IPR2023-00209
U.S. Patent No. 10,039,306

```
710    2_    $aAmerican Chemical Society.$bDivision of Agricultural and Food Chemistry.

710    2_    $aAmerican Chemical Society.$bDivision of Carbohydrate Chemistry.

830    _0    $aACS symposium series ;$v215.

997          $aMARCIVE
```

MMS IDs

Document ID:

999529638402121

Network Electronic IDs:

Network Physical IDs:

999529638402121

mms_mad_ids:

996406463602122

mms_rf_ids:

991453543602129

mms_st_ids:

991395123402131

Attachment 26b

OCLC 9371025 **No holdings in XXX - 253 other holdings**

Books

								Rec Stat		**Entered**	19830307	**Replaced**	20220427041842.5
Type	a	**ELvl**		**Srce**		**Audn**		**Ctrl**		**Lang**	eng		
BLvl	m	**Form**		**Conf**	1	**Biog**		**MRec**		**Ctry**	dcu		
		Cont	b	**GPub**		**LitF**	0	**Indx**	1				
Desc	a	**Ills**	a	**Fest**	0	**DtSt**	s	**Dates**	1983,				

010 83003852
040 DLC $b eng $c DLC $d NLM $d NLGGC $d YDXCP $d BAKER $d AU@ $d NIALS $d OKU $d OCLCF $d CQ$$ $d UKV3G $d U5D $d UWW $d LEAUB $d UKMGB $d OCLCO $d OCLCA $d NJR $d OCLCQ $d OCLCA $d OCLCQ $d OCLCA $d BUB $d OCLCO $d OCLCQ $d OCLCO $d OCLCA $d WURST $d OCLCQ $d AGL $d OCLCO
016 7 8804119 $2 DNLM
016 7 005913593 $2 Uk
016 7 006325291 $2 Uk
019 17839455 $a 60024192 $a 497292392 $a 899237225 $a 1064054643
020 0841207690
020 9780841207691
020 $z 9780841210301
020 $z 0841210306
050 00 TP372.55.M35 $b M34 1983
060 00 TP 372.55.M35 $b M219 1982
070 QD1.A45 $b no.215
082 00 664/.028 $2 19
084 58.34 $2 bcl
090 $b
245 04 The Maillard reaction in foods and nutrition / $c George R. Waller, editor, Milton S. Feather, editor.
260 Washington, D.C. : $b American Chemical Society, $c 1983.
300 xii, 585 pages : $b illustrations ; $c 24 cm
336 text $b txt $2 rdacontent
337 unmediated $b n $2 rdamedia
338 volume $b nc $2 rdacarrier
490 1 ACS symposium series, $x 0097-6157 ; $v 215
500 "Based on a symposium jointly sponsored by the Divisions of Agricultural and Food Chemistry, and Carbohydrate Chemistry at the 183rd meeting of the American Chemical Society, Las Vegas, Nevada, March 28-April 2, 1982."
504 Includes bibliographical references and index.
505 0 Seventy years of the Maillard reaction / Sin'itiro Kawamura -- A new mechanism of the Maillard reaction involving sugar fragmentation and free radical formation / Mitsuo Namiki and Tateki Hayashi -- Analytical use of fluorescence-producing reactions of lipid- and carbohydrate-derived carbonyl groups with amine end groups of polyamide powder / W.L. Porter, E.D. Black, A.M. Drolet, and J.G. Kapsalis -- Strecker degradation products from (1-^{13}C)-D-glucose and glycine / Tomas Nyhammar, Kjell Olsson, and Per-Åke Pernemalm -- Nitrite interactions in model Maillard browning systems / Gerald F. Russell --

Studies on the color development in stored plantation white sugars / Hung-Tsai Cheng, Wai-Fuk Lin, and Chung-Ren Wang -- Colored compounds formed by the interaction of glycine and xylose / H.E. Nursten and Rosemary O'Reilly -- Conditions for the synthesis of antioxidative arginine-xylose Maillard reaction products / G.R. Waller, R.W. Beckel, and B.O. Adeleye -- The variety of odors produced in Maillard model systems and how they are influenced by reaction conditions / M.J. Lane and H.E. Nursten -- Characteristics of some new flavoring materials produced by the Maillard reaction / E. Dworschák, V. Tarján, and S. Turos -- The Maillard reaction and meat flavor / Milton E. Bailey -- Sensory properties of volatile Maillard reaction products and related compounds : a literature review / Susan Fors -- Mechanism responsible for warmed-over flavor in cooked meat / A.M. Pearson and J.I. Gray -- Maillard technology : manufacturing applications in food products / James P. Danehy and Bernard Wolnak -- Maillard reaction products as indicator compounds for optimizing drying and storage conditions / K. Eichner and W. Wolf -- Characterization of antioxidative Maillard reaction products from histidine and glucose / H. Lingnert, C.E. Eriksson, and G.R. Waller -- The effect of browned and unbrowned corn products on absorption of zinc, iron, and copper in humans / P.E. Johnson, G. Lykken, J. Mahalko, D. Milne, L. Inman, H.H. Sandstead, W.J. Garcia, and G.E. Inglett -- Nutritional value of foods and feeds of plant origin : relationship to composition and processing / J.E. Knipfel, J.G. McLeod, and T.N. McCaig -- Effect of the Maillard browning reaction on the nutritive value of breads and pizza crusts / C.C. Tsen, P.R.K. Reddy, S.K. El-Samahy, and C.W. Gehrke -- Loss of available lysine in protein in a model Maillard reaction system / Barbee W. Tucker, Victor Riddle, and John Liston -- Effect of a glucose-lysine reaction mixture on protein and carbohydrate digestion and absorption / Rickard Öste, Inger Björck, Arne Dahlqvist, Margaretha Jägerstad, Per Sjödin, and Hans Sjöstrom -- Determination of available lysine by various procedures in Maillard-type products / H.F. Erbersdobler and T.R. Anderson -- Nonenzymatic glycosylation and browning of proteins in vivo / V.M. Monnier and A. Cerami -- Maillard reactions of therapeutic interest / L. Mester, L. Szabados, and M. Mester -- Nutritional and toxicological effects of Maillard browned protein ingestion in the rat / Stephen J. Pintauro, Tung-Ching Lee, and Clinton O. Chichester -- Mutagens in cooked foods : possible consequences of the Maillard reaction / William Barnes, Neil E. Spingarn, Claire Garvie-Gould, Loretto L. Vuolo, Y.Y. Wang, and John H. Weisburger -- Creatinine and Maillard reaction products as precursors of mutagenic compounds formed in fried beef / M. Jägerstad, A. Laser Reuterswärd, R. Öste, A. Dahlqvist, S. Grivas, K. Olsson, and T. Nyhammar -- Mutagens produced by heating foods / M. Nagao, S. Sato, and T. Sugimura -- Formation of mutagens by the Maillard reaction / Hirohisa Omura, Nazma Jahan, Kazuki Shinohara, and Hiroki Murakami.
540 Current Copyright Fee: GBP36.92 $c 0. $5 Uk
520 Abstract: Various aspects of the Maillard reaction (a non-enzymatic reaction that gives food its flavor and color during frying, roasting, and baking) are discussed for food scientists and nutritionists in 29 technical papers. The papers are organized into 7 sections, covering: historical development; chemical aspects (6 papers); flavors, tastes, and odors of cooked foods (6 papers); food technology aspects (3 papers); nutritional aspects, with emphasis on lysine losses (6 papers); in vivo Maillard reactions (2 papers); and toxicological aspects, with emphasis on mutagenproduction (5 papers). A literature review of the sensory properties of almost 450 Maillard reaction products is included. (wz).
650 0 Maillard reaction $v Congresses.
650 0 Food industry and trade $v Congresses.
650 0 Food handling.
650 0 Nutrition.
650 2 Food Handling $0 (DNLM)D005511
650 2 Food Technology $0 (DNLM)D005524
650 2 Nutritional Physiological Phenomena $0 (DNLM)D009747
650 6 Réaction de Maillard $0 (CaQQLa)201-0120706 $v Congrès. $0 (CaQQLa)201-0378219
650 6 Aliments $x Manipulation. $0 (CaQQLa)201-0052849

650 6 Nutrition. $0 (CaQQLa)201-0064996
650 7 Food industry and trade. $2 fast $0 (OCoLC)fst00930843
650 7 Maillard reaction. $2 fast $0 (OCoLC)fst01006114
650 17 Maillardreacties. $2 gtt
653 0 Food industry and trade
653 0 Maillard reaction
653 00 aminozuren
653 00 amino acids
653 00 chemische samenstelling
653 00 chemical composition
653 00 maillard-reactie
653 00 evenwicht
653 00 equilibrium
653 00 voedselsamenstelling
653 00 food composition
653 00 voedingsmiddelen
653 00 foods
653 00 monosacchariden
653 00 monosaccharides
653 00 voedingswaarde
653 00 nutritive value
653 00 reactiemechanisme
653 00 reaction mechanism
653 10 Chemistry of Food Components
653 10 Chemie van voedselcomponenten
655 2 Congress $0 (DNLM)D016423
655 7 Conference papers and proceedings. $2 fast $0 (OCoLC)fst01423772
655 7 Conference papers and proceedings. $2 lcgft
655 7 Actes de congrès. $2 rvmgf $0 (CaQQLa)RVMGF-000001049
700 1 Waller, George R.
700 1 Feather, Milton S., $d 1936-
710 2 American Chemical Society. $b Division of Agricultural and Food Chemistry.
710 2 American Chemical Society. $b Division of Carbohydrate Chemistry.
776 08 $i Online version: $t Maillard reaction in foods and nutrition. $d Washington, D.C. : American Chemical Society, 1983 $w (OCoLC)706868785
830 0 ACS symposium series ; $v 215. $x 0097-6157
856 41 $u http://pubs.acs.org/doi/book/10.1021/bk-1983-0215 $z Rutgers restricted $z Full text available from ACS Symposium Series (1974-2012)

Attachment 27a

MARC Bibliographic Record

```
LEADER    00952nam a2200313 i 4500

   001    99254503602122

   005    20190627094748.0

   008    750321s1975 ohua b 00110 eng

   010           $a 75009535

   020           $a0878191127

   035           $a(OCoLC)01288343

   035           $9AAC5712UW

   035           $a(WU)25450-uwmadisondb

   035           $a(EXLNZ-01UWI_NETWORK)999469896802121

   040           $aDLC$beng$cDLC$dCHS$dGZN

   050    0_     $aTX558.S7$bW65 1975

   082           $a664/.8
```

```
096          $aTX 558.S7 W855s 1975

100    1_    $aWolf, Walter James,$d1927-

245    10    $aSoybeans as a food source /$cauthors, W. J. Wolf, J. C. Cowan.

250          $aRevised edition.

264    _1    $aCleveland :$bCRC Press,$c[1975]

300          $a101 pages :$billustrations ;$c26 cm

336          $atext$btxt$2rdacontent

337          $aunmediated$bn$2rdamedia

338          $avolume$bnc$2rdacarrier

504          $aIncludes bibliographical references and index.

650    _0    $aSoyfoods.

700    1_    $aCowan, John Charles,$d1911-

997          $aMARCIVE
```

MMS IDs

Document ID:

999469896802121

Network Electronic IDs:

Network Physical IDs:

999469896802121

mms_ec_ids:

99215373402134

mms_mad_ids:

99254503602122

mms_ml_ids:

99122463402124

mms_rf_ids:

99607673602129

mms_st_ids:

99726383402131

mms_ww_ids:

99969843702133

Attachment 27b

OCLC 1288343 **No holdings in XXX - 353 other holdings**

Books

								Rec Stat		**Entered**	19750321	**Replaced**	20220615162343.1
Type	a	**ELvl**		**Srce**		**Audn**		**Ctrl**		**Lang**	eng		
BLvl	m	**Form**		**Conf**	0	**Biog**		**MRec**		**Ctry**	ohu		
		Cont	b	**GPub**		**LitF**	0	**Indx**	1				
Desc	i	**Ills**	a	**Fest**	0	**DtSt**	s	**Dates**	1975,				

010 75009535
040 DLC $b eng $e rda $c DLC $d CHS $d MUQ $d AGL $d BTCTA $d HIL $d SJL $d ZAD $d INNDH $d OCLCF $d IPL $d OCLCQ $d OCLCO $d COF $d CSO $d OCLCO $d TAL $d OCLCO $d CSJ $d OCLCO $d CSA $d OCLCO $d OCLCQ $d WURST $d OCLCA $d OCLCO $d VYF $d UKMGB $d OCLCO $d VI#
016 7 013988434 $2 Uk
019 760880206 $a 1038920500
020 0878191127
020 9780878191123
050 00 TX558.S7 $b W65 1975
060 4 TX 558.S7 W855s 1975
070 0 TX558.S7 $b W6 1975
080 633.3 L5
082 04 664/.805655 $2 23/eng/20220615
090 $b
100 1 Wolf, Walter James, $d 1927- $e author.
245 10 Soybeans as a food source / $c authors, W.J. Wolf, J.C. Cowan.
250 Revised edition.
264 1 Cleveland : $b CRC Press, $c [1975]
300 101 pages : $b illustrations ; $c 26 cm
334 single unit $2 rdami
336 text $b txt $2 rdacontent
337 unmediated $b n $2 rdamedia
338 volume $b nc $2 rdacarrier
340 $g monochrome $2 rdapcc
340 $p illustrations
353 bibliography $b bibliography
353 index $b index
504 Includes bibliographical references and index.
540 Current Copyright Fee: GBP28.00 $c 0. $5 Uk
650 0 Soyfoods.
650 2 Soybeans $0 (DNLM)D013025
650 2 Soy Foods $0 (DNLM)D045730
650 6 Soja (Aliment) $0 (CaQQLa)201-0062195
650 7 Soyfoods. $2 fast $0 (OCoLC)fst01127583
653 00 sojabonen
653 00 soyabeans
653 00 sojaproducten

653 00 soyabean products
653 10 Nutrients
653 10 Voedingsstoffen
700 1 Cowan, J. C. $q (John Charles), $d 1911-1991, $e author.
776 08 $i Online version: $a Wolf, Walter James, 1927- $t Soybeans as a food source. $b Rev. ed. $d Cleveland : CRC Press, [1975] $w (OCoLC)698047625

Attachment 27c

Case No.: IPR2023-00209
U.S. Patent No. 10,039,306

The Library of Congress

>> Go to Library of Congress Online Catalog

LIBRARY OF CONGRESS AUTHORITIES

The Library's Main Reading Room will close to researchers earlier than usual, at 5:00pm, on Thurs., Nov. 3. All other reading rooms will be open according to their daily schedules.

Help | New Search | Search History | Headings List | Start Over

Previous Next

MARC Display | Labelled Display

LC control no.: sh 85125887

LCCN Permalink: https://lccn.loc.gov/sh85125887

HEADING: Soyfoods

000 01123cz a2200313n 450

001 4774825

005 20120328080535.0

008 860211i| anannbabn |a ana

010 __ |**a** sh 85125887

035 __ |**a** (DLC)sh 85125887

035 __ |**a** (DLC)121510

040 __ |**a** DLC |**c** DLC |**d** DLC

053 _0 |**a** TX401.2.S69 |**c** Nutrition

053 _0 |**a** TX558.S7 |**c** Composition

150 __ |**a** Soyfoods

450 __ |**w** nne |**a** Soy-bean as food

450 __ |**a** Soy foods

450 __ |**w** nne |**a** Soybean as food

550 __ |**w** g |**a** Food

550 __ |**w** g |**a** Soybean products

670 __ |**a** Work cat.: Shurtleff, W. Bibliography of soy ice creams ... c1988: |**b** CIP galley (soyfoods)

670 __ |**a** LC data base, 6/8/88 |**b** (soyfood, soyfoods)

670 __ |**a** Shurtleff, W. Thes. for SOYA |**b** (soyfoods: BT Soy products; NT Soyfoods, Fermented, Soyfoods, Nonfermented)

670 __ |**a** Hennepin |**b** (soybean as food)

670 __ |**a** Mindell, E. Earl Mindell's soy miracle, c1995 |**b** (soy foods)

675 __ |**a** Bender. Dict. nutrit. food technol.; |**a** IAC; |**a** Web. 3; |**a** Kirk-Othmer encyc. chem.

906 __ |**t** 9437 |**u** te05 |**v** 0

952 __ |**a** Made for existing bibliographic records

953 __ |**a** xx00 |**b** td04

Previous Next

Save, Print or Email Records (View Help)	
Select Download Format: Text (Labelled Display)	Press to SAVE or PRINT
Email Text (Labelled Display) to:	Press to SEND EMAIL

Help - Search - Search History - Headings List - Start Over

Library of Congress
URL: https://www.loc.gov/

Mailing Address:
101 Independence Ave,
S.E.
Washington, DC 20540

Library of Congress Authorities
URL: http://authorities.loc.gov/
Library of Congress Online Catalog
URL: https://catalog.loc.gov/

Questions, comments, error reports: Contact Us

Attachment 28a

MDPI

Due to planned maintenance work on our platforms, there might be short service disruptions on Saturday, November 19th, between 16:00 and 16:30 (CET).

foods

Submit to this Journal
Review for this Journal
Edit a Special Issue

► Article Menu

Abstract Views	17403
Full-Text Views	25354
Citations	65
Altmetrics	34

Open Access Communication

Amino Acid Composition of an Organic Brown Rice Protein Concentrate and Isolate Compared to Soy and Whey Concentrates and Isolates

by Douglas S. Kalman

Nutrition/Endocrinology Department, Miami Research Associates, 6141 Sunset Drive, Suite 301, Miami, FL 33143, USA

Foods **2014**, *3*(3), 394-402; https://doi.org/10.3390/foods3030394

Received: 18 March 2014 / Revised: 9 June 2014 / Accepted: 19 June 2014 / Published: 30 June 2014

View Full-Text Download PDF Browse Figure Citation Export

Abstract

A protein concentrate (Oryzatein-80™) and a protein isolate (Oryzatein-90™) from organic whole-grain brown rice were analyzed for their amino acid composition. Two samples from different batches of Oryzatein-90™ and one sample of Oryzatein-80™ were provided by Axiom Foods (Los Angeles, CA, USA). Preparation and analysis was carried out by Covance Laboratories (Madison, WI, USA). After hydrolysis in 6-N hydrochloric acid for 24 h at approximately 110 °C and further chemical stabilization, samples were analyzed by HPLC after pre-injection derivitization. Total amino acid content of both the isolate and the concentrate was approximately 78% by weight with 36% essential amino acids and 18% branched-chain amino acids. These results are similar to the profiles of raw and cooked brown rice except in the case of glutamic acid which was 3% lower in the isolate and concentrate. The amino acid content and profile of the Oryzatein-90™ isolate was similar to published values for soy protein isolate but the total, essential, and branched-chain amino acid content of whey protein isolate was 20%, 39% and 33% greater, respectively, than that of Oryzatein-90™. These results provide a valuable addition to the nutrient database of protein isolates and concentrates from cereal grains. **View Full-Text**

Keywords: **brown rice**; **supplemental protein**; **essential amino acids**; **branched-chain amino acids**; **muscle protein synthesis**

▼ **Show Figures**

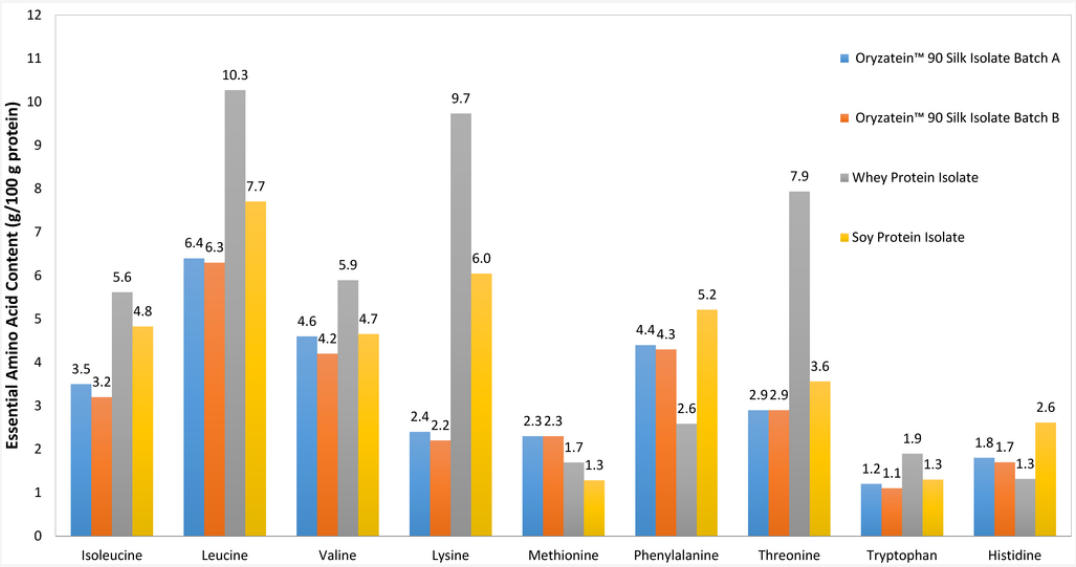

Figure 1

© This is an open access article distributed under the **Creative Commons Attribution License**.

sciFeed
Never Miss Any Articles Matching Your Research from Any Publisher
• Get alerts for new papers matching your research
• Find out the new papers from selected authors
• Updated daily for 49'000+ journals and 6000+ publishers

MDPI

Article Metrics

Foods, EISSN 2304-8158, Published by MDPI RSS Content Alert

Further Information

Article Processing Charges
Pay an Invoice
Open Access Policy
Contact MDPI
Jobs at MDPI

Guidelines

For Authors
For Reviewers
For Editors
For Librarians
For Publishers
For Societies
For Conference Organizers

MDPI Initiatives

Sciforum
MDPI Books
Preprints
Scilit
SciProfiles
Encyclopedia
JAMS
Proceedings Series

Follow MDPI

LinkedIn
Facebook
Twitter

Subscribe to receive issue release notifications and newsletters from MDPI journals

Select options

Enter your email address...

Subscribe

© 1996-2022 MDPI (Basel, Switzerland) unless otherwise stated

Attachment 28b

Case No.: IPR2023-00209
U.S. Patent No. 10,039,306

An official website of the United States government Here's how you know

AGRICOLA (/)

U.S. DEPARTMENT OF AGRICULTURE (HTTPS://WWW.USDA.GOV)

MENU

[Log in (login) to your account] [Help (/help/staffView.shtml)]

New Search : Go View Your Search History (searchHistory)

Titles (searchResults?searchId=669002&recPointer=0&recCount=10) **1** of **1**

Foods (Basel, Switzerland : Online)

Foods

000 01703cas a2200433 i 4500
001 1431343
005 20220922185502.0
006 m d
007 cr n
008 130629c20129999sz qr pos 0 0eng c
010 __ |**a** 2014268685
016 7_ |**a** CAT31431343 |**2** DNAL
022 __ |**a** 2304-8158 |**l** 2304-8158
030 __ |**a** FOODBV
035 __ |**a** (WaSeSS)ssj0000913832
035 __ |**a** 1431343
040 __ |**a** Nz |**b** eng |**e** pn |**c** Z5A |**d** OCLCO |**d** SERSO |**d** OCLCF |**d** NLM |**d** OCLCO |**d** OCLCA |**d** CASUM |**d** CUS |**d** AU@ |**d** OCLCA |**d** BWN |**d** OCLCQ |**d** WaSeSS |**d** AGL
042 __ |**a** pcc
049 __ |**a** AGLL
070 0_ |**a** TX341
130 0_ |**a** Foods (Basel, Switzerland : Online)
210 10 |**a** Foods |**2** dnlm
245 10 |**a** Foods |**h** [electronic resource].
260 __ |**a** Basel, Switzerland : |**b** MDPI AG, |**c** [2012]-
300 __ |**a** 1 online resource
310 __ |**a** Quarterly

This item

- Brief Record (holdingsInfo?searchId=669002&recPointer=0&recCount=

MARC Record

- Full Record (fullHoldingsInfo?searchId=669002&recPointer=0&recCount=

Actions

- Onsite Request (patronRequests?bibId=1431343&bibDbCode=LOCAL&bibDb Cataloging Database&recCount=10&recPointer=0&sea
- Print (printDialog.do?bibId=1431343&returnUrl=holdingsInfo%3F
- E-mail (emailDialog?bibId=1431343&returnUrl=holdingsInfo%3F
- Export (exportDialog.do?bibId=1431343&returnUrl=holdingsInfo%3F

Login to Activate Document Delivery

362 1_ |**a** Began with: Volume 1, issue 1 (December 2012).
515 __ |**a** Numbering from table of contents page.
515 __ |**a** Volume 1 complete in one issue.
588 __ |**a** Description based on: Volume 1, issue 1 (December 2012); title from banner (journal home page, viewed Aug. 15, 2014).
588 __ |**a** Latest issue consulted: Volume 5, issue 3 (September 2016) (viewed Nov. 29, 2016).
650 _0 |**a** Food |**v** Periodicals.
650 _0 |**a** Nutrition |**v** Periodicals.
655 _0 |**a** Electronic journals.
710 2_ |**a** Natural Science Collection
856 40 |**u** https://search.proquest.com/publication/2032399 |**z** Full text available from Natural Science Collection: 01/01/2012 to 12/31/2018
856 40 |**u** https://search.proquest.com/publication/2032399 |**z** Full text available from Natural Science Collection: 01/01/2020 to present
930 __ |**a** 20220720 |**b** 00000000 |**c** 00000000
946 __ |**a** Non-US

Search (searchBasic) My Account (myAccount) Help (/help/staffView.shtml)

Policies and Links (https://www.nal.usda.gov/web-policies-and-important-links)

Plain Writing (https://www.usda.gov/plain-writing)

FOIA (https://www.dm.usda.gov/foia/)

Accessibility Statement (https://www.nal.usda.gov/accessibility)

Privacy Policy (https://www.usda.gov/privacy-policy)

Non-Discrimination Statement (https://www.usda.gov/non-discrimination-statement)

Civil Rights Policy (https://www.usda.gov/oascr/civil-rights-statements)

Information Quality (https://www.ars.usda.gov/docs/quality-of-information/)

Agricultural Research Service (https://www.ars.usda.gov)

USDA.gov (https://www.usda.gov)

USA.gov (https://www.usa.gov)

WhiteHouse.gov (https://www.whitehouse.gov)

Sign up for ARS News updates

Your email address

Sign up

Attachment 29a

MARC Bibliographic Record

```
LEADER    01749cam a2200445 a 4500
   001    9963395053602122
   005    20180323073302.0
   008    040206t20052005nyua b 001 0 eng
   010          $a 2004043351
   020          $a0471384607 (set)
   020          $a0471385522 (v. 1)
   020          $a0471385514 (v. 2)
   020          $a0471385506 (v. 3)
   020          $a0471385492 (v. 4)
   020          $a0471385484 (v. 5)
   020          $a0471385468 (v. 6)
   035          $a(OCoLC)ocm54407440
```

```
035          $a(WU)6339505-uwmadisondb

035          $a(EXLNZ-01UWI_NETWORK)999964408602121

040          $aDLC$beng$cDLC$dGZM

049          $aGZMA

050    00    $aTP670$b.B28 2005

082    00    $a665$222

100    1_    $aBailey, Alton Edward,$d1907-1953.

245    10    $aBailey's industrial oil & fats products.

246    30    $aIndustrial oil & fats products

246    3_    $aBailey's industrial oil and fats products

250          $aSixth edition /$bedited by Fereidoon Shahidi.

264    _1    $aHoboken, N.J. :$bJohn Wiley & Sons,$c[2005]

264    _4    $c©2005

300          $a6 volumes :$billustrations ;$c24 cm

336          $atext$btxt$2rdacontent
```

Case No.: IPR2023-00209
U.S. Patent No. 10,039,306

```
337          $aunmediated$bn$2rdamedia

338          $avolume$bnc$2rdacarrier

500          $a"Wiley-Interscience."

504          $aIncludes bibliographical references and index.

505    0_    $av. 1. Edible oils and fat products : chemistry, properties, and health effects -- v. 2.
             Edible oil and fat products : edible oils -- v. 3. Edible oil and fat products :
             specialty oils and oil products -- v. 4. Edible oil and fat products : products and
             applications -- v. 5. Edible oil and fat products : processing technologies -- v. 6.
             Industrial and nonedible products from oils and fats.

650    _0    $aOils and fats.

700    1_    $aShahidi, Fereidoon,$d1951-

994          $aC0$bGZM

997          $aMARCIVE
```

MMS IDs

Document ID:

999964408602121

Network Electronic IDs:

Network Physical IDs:

999964408602121

mms_mad_ids:

9963395053602122

Attachment 29b

OCLC 54407440 **No holdings in XXX - 103 other holdings**

Books

								Rec Stat		**Entered**	20040206	**Replaced**	20220627044429.3
Type	a	**ELvl**		**Srce**		**Audn**		**Ctrl**		**Lang**	eng		
BLvl	m	**Form**		**Conf**	0	**Biog**		**MRec**		**Ctry**	nyu		
		Cont	b	**GPub**		**LitF**	0	**Indx**	1				
Desc	a	**Ills**	a	**Fest**	0	**DtSt**	s	**Dates**	2005,				

010 2004043351
040 DLC $b eng $c DLC $d GZM $d BAKER $d AGL $d EQO $d UAT $d UKM $d BTCTA $d YDXCP $d LVB $d OCLCQ $d OCLCG $d VP@ $d IG# $d BDX $d MEAUC $d OCLCO $d OCLCF $d OCLCQ $d CTB $d UKMGB $d OCLCO
015 GBA510080 $2 bnb
015 GBA471794 $2 bnb
016 7 013100669 $2 Uk
016 7 013007143 $2 Uk
019 57576183 $a 60367376 $a 762103487 $a 779456755 $a 780036391 $a 824527207 $a 824607106 $a 829455525 $a 839666150 $a 872341943 $a 877407590 $a 904793014 $a 1062058955 $a 1114857743 $a 1181507149
020 0471384607 $q (set)
020 9780471384601 $q (set)
020 0471385522 $q (v. 1)
020 9780471385523 $q (v. 1)
020 0471385514 $q (v. 2)
020 9780471385516 $q (v. 2)
020 0471385506 $q (v. 3)
020 9780471385509 $q (v. 3)
020 0471385492 $q (v. 4)
020 9780471385493 $q (v. 4)
020 0471385484 $q (v. 5)
020 9780471385486 $q (v. 5)
020 0471385468 $q (v. 6)
020 9780471385462 $q (v. 6)
050 00 TP670 $b .B28 2005
070 0 TP670 $b .B28 2005
082 00 665 $2 22
090 $b
100 1 Bailey, Alton Edward, $d 1907-1953.
245 10 Bailey's industrial oil & fat products / $c edited by Fereidoon Shahidi.
246 30 Industrial oil & fat products
246 3 Bailey's industrial oil and fat products
250 6th ed.
260 Hoboken, N.J. : $b John Wiley & Sons, $c ©2005.
300 6 volumes : $b illustrations ; $c 24 cm
336 text $b txt $2 rdacontent

337 unmediated $b n $2 rdamedia
338 volume $b nc $2 rdacarrier
500 "Wiley-Interscience."
504 Includes bibliographical references and index.
505 0 v. 1. Edible oils and fat products : chemistry, properties, and health effcts -- v. 2. Edible oil and fat products : edible oils -- v. 3. Edible oil and fat products : specialty oils and oil products -- v. 4. Edible oil and fat products : products and applications -- v. 5. Edible oil and fat products : processing technologies -- v. 6. Industrial and nonedible products from oils and fats.
650 0 Oils and fats.
650 6 Huiles et graisses. $0 (CaQQLa)201-0021549
650 7 oil paint (paint) $2 aat $0 (CStmoGRI)aat300015050
650 7 grease. $2 aat $0 (CStmoGRI)aat300014268
650 7 oiling. $2 aat $0 (CStmoGRI)aat300374933
650 7 Oils and fats. $2 fast $0 (OCoLC)fst01044996
700 1 Shahidi, Fereidoon, $d 1951-
856 41 $3 Table of contents $u http://catdir.loc.gov/catdir/enhancements/fy0617/2004043351-t.html
856 42 $3 Book review (E-STREAMS) $u http://www.e-streams.com/es0902/es0902_4362.html
856 42 $3 Publisher description $u http://catdir.loc.gov/catdir/enhancements/fy0617/2004043351-d.html
856 42 $3 Book review (E-STREAMS) $u http://www.e-streams.com/es0902/es0902%5F4362.html $z Book review (E-STREAMS

Attachment 29c

Case No.: IPR2023-00209
U.S. Patent No. 10,039,306

LC control no.: sh 85094407
LCCN Permalink: https://lccn.loc.gov/sh85094407
HEADING: Oils and fats

000 00848cz a2200253n 450
001 4744413
005 20120327095308.0
008 860211i| anannbabn |b ana
010 __ |**a** sh 85094407
035 __ |**a** (DLC)sh 85094407
035 __ |**a** (DLC)91098
040 __ |**a** DLC |**c** DLC |**d** DLC
053 _0 |**a** TP669 |**b** TP695 |**c** Chemical technology
150 __ |**a** Oils and fats
450 __ |**a** Animal oils
450 __ |**a** Fats
450 __ |**a** Grease
450 __ |**a** Oil
550 __ |**a** Lubrication and lubricants
550 __ |**a** Rendering industry
680 __ |**i** Here are entered works on the technological aspects of oils and fats. Works on the economic aspects of oils and fats are entered under |**a** Oil industries. |**i** Works on fat in its relation to the animal organism are entered under |**a** Fat.
681 __ |**i** Notes under |**a** Fat; Oil industries
906 __ |**t** 9430 |**u** te04 |**v** 0
953 __ |**a** xx00 |**b** ta25

Save, Print or Email Records (View Help)

Select Download Format: Text (Labelled Display) Press to SAVE or PRINT

Email Text (Labelled Display) to: Press to SEND EMAIL

Library of Congress
URL: https://www.loc.gov/

Mailing Address:
101 Independence Ave,
S.E.
Washington, DC 20540

Library of Congress Authorities
URL: http://authorities.loc.gov/
Library of Congress Online Catalog
URL: https://catalog.loc.gov/

Questions, comments, error reports: Contact Us

Attachment 29d

Copyright
United States Copyright Office

Try the Copyright Public Records System (CPRS) pilot with enhanced search features and filters.

Help | Search | History | Titles | Start Over

Public Catalog

Copyright Catalog (1978 to present)
Search Request: Left Anchored Title = Bailey's Industrial Oil and Fat Products
Search Results: Displaying 6 of 10 entries

previous next

Labeled View

Bailey's industrial oil and fat products : edited by Fereidoon Shahidi.

Type of Work: Text
Registration Number / Date: TX0006220900 / 2005-06-17
Title: Bailey's industrial oil and fat products : vol. 1-6 / edited by Fereidoon Shahidi.
Edition: 6th ed.
Imprint: Hoboken, NJ : Wiley-Interscience, c2005.
Copyright Claimant: John Wiley & Sons, Inc. (employer for hire)
Date of Creation: 2004
Date of Publication: 2005-03-24
Previous Registration: Some prev. pub. material.
Basis of Claim: New Matter: pref., collective work & additions.
Names: Shahidi, Fereidoon
John Wiley & Sons, Inc.
Bailey

previous next

Save, Print and Email (Help Page)		
Select Download Format	Full Record	Format for Print/Save
Enter your email address:		Email

Help Search History Titles Start Over

Contact Us | Request Copies | Get a Search Estimate | Frequently Asked Questions (FAQs) about Copyright | Copyright Office Home Page | Library of Congress Home Page

Attachment 30a

MARC Bibliographic Record

```
LEADER    02945cas a2200781 a 4500
   001    997734673602122
   005    20150313114717.0
   008    741224c19539999paumr1p 0uuua0eng c
   010          $aa 55005942
   019          $a01754419
   022    0_    $a0021-8561
   030          $aJAFCAU
   032          $a278000$bUSPS
   035          $a(OCoLC)ocm01800249
   035          $9ADX4328UW
   035          $a773467
   035          $a(WU)773467-uwmadisondb
```

Case No.: IPR2023-00209
U.S. Patent No. 10,039,306

035 $z(OCoLC)01754419

035 $a(EXLNZ-01UWI_NETWORK)999542484302121

040 $aNorth Carolina Univ. Library$beng$cDLC$dNSD$dOCL$dDLC$dNSD$dOCL$dNSD$dOCL$dSER$dRCS$dAIP$dOCL$dAIP$dCRL

042 alcansdp

050 0_ $aS583$b.J6

060 0_ $aW1 JO534D

069 1_ $aJ10820000

082 $a630.2405

090 $aS583$b.J6

210 0_ $aJ. agric. food chem.

222 _0 $aJournal of agricultural and food chemistry

245 00 $aJournal of agricultural and food chemistry.

246 17 $aAgricultural and food chemistry

260 $aEaston, Pa. :$bAmerican Chemical Society, Books and Journals Division.

300 $avolumes :$billustrations ;$c31 cm

Case No.: IPR2023-00209
U.S. Patent No. 10,039,306

```
310          $aMonthly

321          $aBimonthly,$b<, Jan./Feb. 1976-?>

321          $aBiweekly,$bApr. 1, 1953-<Dec. 22, 1954>

336          $atext$btxt$2rdacontent

337          $aunmediated$bn$2rdamedia

338          $avolume$bnc$2rdacarrier

362    1_    $aBegan with Apr. 1, 1953 issue.$zCf. OCLC.

500          $aDescription based on: Vol. 25, no. 1 (Jan.-Feb. 1977); title from cover.

500          $a"An American Chemical Society publication."

500          $aPlace of publication varies.

530          $aAlso available on the Internet.

530          $aAlso available on microfiche and microfim.

510    2_    $aBiological abstracts$x0006-3169

510    2_    $aBibliography of agriculture$x0006-1530

510    2_    $aChemical abstracts$x0009-2258
```

Case No.: IPR2023-00209
U.S. Patent No. 10,039,306

510 2_ $aCoal abstracts$x0309-4979

510 2_ $aEnergy information abstracts$x0147-6521

510 2_ $aEnergy research abstracts$x0160-3604

510 2_ $aEnvironment abstracts$x0093-3287

510 2_ $aExcerpta medica

510 0_ $aIndex medicus$x0019-3879

510 2_ $aInternational aerospace abstracts$x0020-5842

510 0_ $aNuclear science abstracts$x0029-5612

510 2_ $aPESTDOC

510 2_ $aRINGDOC

510 2_ $aSelected water resources abstracts$x0037-136X

510 2_ $aVETDOC

550 $aVols. for 1953-<54> published by the American Chemical Society; <Jan./Feb. 1976-> by the Books and Journals Division, American Chemical Society.

650 _0 $aAgricultural chemistry$vPeriodicals.

650 _0 $aFood$xAnalysis$vPeriodicals.

Case No.: IPR2023-00209
U.S. Patent No. 10,039,306

```
650    _0    $aPlants$xNutrition$vPeriodicals.

650    _2    $aFood$xchemistry$vperiodicals.

650    _2    $aChemistry, Agricultural$vperiodicals.

710    2_    $aAmerican Chemical Society.

710    2_    $aAmerican Chemical Society.$bBooks and Journals Division.

776    1_    $tJournal of agriculture and food chemistry$x0021-8561$w(OCoLC)07385304

997          $aMARCIVE


LEADER       -----nas--2200793-a-4500

001          991021972565302122

005          20220219213019.0

006          m-----o--d--------

007          cr-cnu||||||||

008          980414c19539999dcuwr-pso-----0---a0eng-c

010          $asn 98004593

022          $a1520-5118
```

Case No.: IPR2023-00209
U.S. Patent No. 10,039,306

```
035          $a(DE-599)ZDB1483109 0
035          $a(OCoLC)39281168
035          $a(CKB)954925410802
035          $a(CONSER)sn-98004593-
035          $a(EXLCZ)99954925410802
042          $ansdp$apcc
050    00    $aS583
060    0_    $aW1 JO534D
082    10    $a630$213
210          $aJ AGRIC FOOD CHEM
210          $aJ AGR FOOD
210          $aJ AGR FOOD CHEM
210          $aJOURNAL OF AGRICULTURAL & FOOD CHEMISTRY
210          $aJ. AGRIC. FOOD CHEM
210    0_    $aJ. agric. food chem.$b(Online)
```

Case No.: IPR2023-00209
U.S. Patent No. 10,039,306

222 _0 $aJournal of agricultural and food chemistry$b(Online)

245 00 $aJournal of agricultural and food chemistry.

246 30 $aAgricultural and food chemistry

260 $aWashington, DC :$bAmerican Chemical Society,$c1953-

300 $a1 online resource

310 $aWeekly,$b2012-

321 $aBiweekly,$b2002-2011

321 $aFrequency varies,$b1953-2001

336 $atext$btxt$2rdacontent

337 $acomputer$bc$2rdamedia

338 $aonline resource$bcr$2rdacarrier

362 1_ $aPrint began with vol. 1, no. 1 (Apr. 1953).

500 $aRefereed/Peer-reviewed

525 $aSome issues accompanied by supplementary materials or supporting information.

588 $aDescription based on print version record, (ACS Publications, viewed Aug. 29, 2006); title from contents page.

Case No.: IPR2023-00209
U.S. Patent No. 10,039,306

588 $aLatest issue consulted: Volume 69, issue 43 (November 3, 2021), (ACS Publications, viewed Nov. 9, 2021).

650 _0 $aAgricultural chemistry$vPeriodicals.

650 _0 $aFood$xAnalysis$vPeriodicals.

650 _0 $aPlants$xNutrition$vPeriodicals.

650 _0 $aAgricultural chemistry.

650 _0 $aFood$xAnalysis.

650 _2 $aChemistry, Agricultural

650 _2 $aFood Analysis

650 _2 $aPlants$xchemistry

650 _6 $aChimie agricole$vPériodiques.

650 _6 $aAliments$xAnalyse$vPériodiques.

650 _6 $aPlantes$xNutrition$vPériodiques.

650 _6 $aChimie agricole.

650 _6 $aAliments$xAnalyse.

650 _7 $aAgricultural chemistry.$2fast$0(OCoLC)fst00800560

Case No.: IPR2023-00209
U.S. Patent No. 10,039,306

```
650    _7    $aFood$xAnalysis.$2fast$0(OCoLC)fst00930460

650    _7    $aPlants$xNutrition.$2fast$0(OCoLC)fst01066060

655    _0    $aElectronic journals.

655    _2    $aPeriodical

655    _7    $aPeriodicals.$2fast$0(OCoLC)fst01411641

776          $x0021-8561

710    2_    $aAmerican Chemical Society.

906          $aJOURNAL
```

MMS IDs

Document ID:

999542484302121

Network Electronic IDs:

9911025072902121, 9910513357102121

Network Physical IDs:

999542484302121

mms_gb_ids:

99785553402123, 991006765011702123

mms_mad_ids:

997734673602122, 991021972565302122

mms_ml_ids:

993163333402124, 991012383187802124

mms_osh_ids:

992953413502126, 991004575324202126

mms_ww_ids:

996688913702133, 991015497935702133

mms_ec_ids:

99925243618302134

mms_lc_ids:

991016449443802125

mms_pl_ids:

99901304316302127

mms_plt_ids:

991013472276602128

mms_rf_ids:

991013775850402129

mms_sf_ids:

991014916771502130

mms_st_ids:

991013508565402131

mms_sup_ids:

99916320065102132

Attachment 30b

OCLC 1800249 **No holdings in XXX - 596 other holdings**

Continuing Resources

								Rec Stat		**Entered**	19741224	**Replaced**	20211109100312.6
Type	a	**ELvl**		**Srce**	c	**GPub**		**Ctrl**		**Lang**	eng		
BLvl	s	**Form**		**Conf**	0	**Freq**	w	**MRec**		**Ctry**	pau		
S/L	0	**Orig**		**EntW**		**Regl**	r	**Alph**	a				
Desc		**SrTp**	p	**Cont**		**DtSt**	c	**Dates**	1953	,	9999		

010 a 55005942
040 North Carolina Univ. Library $b eng $c DLC $d NSD $d OCL $d DLC $d NSD $d OCL $d NSD $d OCL $d SER $d RCS $d AIP $d OCL $d AIP $d NST $d AGL $d NST $d OCL $d NST $d DLC $d NSD $d MYG $d IUL $d GUA $d OCLCQ $d MXC $d GUA $d LVB $d DLC $d UMC $d CIT $d OCLCQ $d OCLCF $d WIC $d OCLCO $d OCLCQ $d OCLCO $d I8M $d OCLCO $d CNUTO $d PIFPO $d NLM $d OCLCO $d OCLCQ $d CSJ $d OCLCA $d OCLCQ $d GILDS $d CPO $d OCLCQ $d OCLCO $d OCLCA $d CGU $d HUELT $d OCLCQ $d OCLCO $d L2U $d DLC
012 3 $b 3 $d 7 $e n $f - $g p $h - $i 8710 $j 0 $k 1 $l 1 $m 1
016 7 0374755 $2 DNLM
016 7 J10820000 $2 DNLM
019 1754419 $a 186609662 $a 246771138 $a 604577759 $a 822657544 $a 860146850 $a 945482747 $a 1082122891 $a 1109853188 $a 1114932902
022 0 0021-8561 $l 0021-8561 $2 1
030 JAFCAU
032 278000 $b USPS
042 pcc $a nsdp
050 00 S583 $b .J6
060 00 W1 $b JO534D
070 0 381 $b J8223
082 04 630.2405
090 $b
210 0 J. agric. food chem.
222 0 Journal of agricultural and food chemistry
245 00 Journal of agricultural and food chemistry.
246 17 Agricultural and food chemistry
260 [Easton, Pa.] $b [American Chemical Society, Books and Journals Division]
300 volumes $b illustrations $c 31 cm
310 Weekly, $b 2012-
321 Biweekly, $b 2002-2011
321 Monthly, $b <Dec. 1990-2001
321 Bimonthly, $b Jan./Feb. 1960-Nov./Dec. 1989
321 Monthly, $b 1955-1959
321 Biweekly, $b Apr. 1, 1953-<Dec. 22, 1954
336 text $b txt $2 rdacontent
337 unmediated $b n $2 rdamedia
338 volume $b nc $2 rdacarrier
362 0 v. 1- Apr. 1, 1953-

510 2 Chemical abstracts $x 0009-2258
525 Some issues <1978-Jan. 1995 accompanied by supplementary material on microfiche; Feb. 1995-<Feb. 1998, by supporting information on microfiche; current (1995-) supporting information also available online.
530 Also issued on microfiche, microfilm, and online.
550 Volumes for 1953-<54 published by the American Chemical Society; <Jan./Feb. 1976- by the Books and Journals Division, American Chemical Society.
650 0 Agricultural chemistry $v Periodicals.
650 0 Food $x Analysis $v Periodicals.
650 0 Plants $x Nutrition $v Periodicals.
650 2 Chemistry, Agricultural. $0 (DNLM)D002622
650 2 Food-Processing Industry. $0 (DNLM)D005525
650 6 Chimie agricole $v Périodiques.
650 6 Aliments $x Analyse $v Périodiques.
650 6 Plantes $x Nutrition $v Périodiques.
650 7 58.34 food technology. $0 (NL-LeOCL)07760671X $2 bcl
650 7 Agricultural chemistry. $2 fast $0 (OCoLC)fst00800560
650 7 Food $x Analysis. $2 fast $0 (OCoLC)fst00930460
650 7 Plants $x Nutrition. $2 fast $0 (OCoLC)fst01066060
655 2 Periodical. $0 (DNLM)D020492
655 7 Periodicals. $2 fast $0 (OCoLC)fst01411641
655 7 Periodicals. $2 lcgft
710 2 American Chemical Society. $b Books and Journals Division.
776 08 $i Online version: $t Journal of agricultural and food chemistry (Online) $x 1520-5118 $w (DLC)sn 98004593 $w (OCoLC)39281168
850 CPT $a DLC $a DNAL $a DNGA $a ICRL $a InU $a NN $a NRU $a NcRS $a OrU-S
856 41 $u http://pubs.acs.org/journals/jafcau/index.html

Attachment 31a

Case No.: IPR2023-00209
U.S. Patent No. 10,039,306
The Wayback Machine - https://web.archive.org/web/20170519192635/http://www2.llu.lv:80/research_conf/proceedings.htm

17 - 19 May, 2017

Publication Ethics and Malpractice Statement

PROCEEDINGS OF CONFERENCES

- **Annual 22nd ISC Research for Rural Development 2016 Volume 1**
  ISSN 1691-4031 (print), ISSN 2255-923X (online)
- **Annual 22nd ISC Research for Rural Development 2016 Volume 2**
  ISSN 1691-4031 (print), ISSN 2255-923X (online)
- **Annual 21st ISC Research for Rural Development 2015 Volume 1**
  ISSN 1691-4031 (print), ISSN 2255-923X (online)
- **Annual 21st ISC Research for Rural Development 2015 Volume 2**
  ISSN 1691-4031 (print), ISSN 2255-923X (online)
- **Annual 20th ISC Research for Rural Development 2014 Volume 1**
  ISSN 1691-4031 (print), ISSN 2255-923X (online)
- **Annual 20th ISC Research for Rural Development 2014 Volume 2**
  ISSN 1691-4031 (print), ISSN 2255-923X (online)
- **Annual 19th ISC Research for Rural Development 2013 Volume 1**
  ISSN 1691-4031 (print), ISSN 2255-923X (online)
- **Annual 19th ISC Research for Rural Development 2013 Volume 2**
  ISSN 1691-4031 (print), ISSN 2255-923X (online)
- **Annual 18th ISC Research for Rural Development 2012 Volume 1**
  ISSN 1691-4031 (print), ISSN 2255-923X (online)
- **Annual 18th ISC Research for Rural Development 2012 Volume 2**
  ISSN 1691-4031 (print), ISSN 2255-923X (online)
- **Annual 17th ISC Research for Rural Development 2011 Volume 1**
  ISSN 1691-4031 (print)
- **Annual 17th ISC Research for Rural Development 2011 Volume 2**
  ISSN 1691-4031 (print)

Case No.: IPR2023-00209
U.S. Patent No. 10,039,306

- **Annual 16th ISC Research for Rural Development 2010 Volume 1**
  ISSN 1691-4031 (print)
- **Annual 16th ISC Research for Rural Development 2010 Volume 2**
  ISSN 1691-4031 (print)
- **Annual 15th ISC Research for Rural Development 2009**
  ISSN 1691-4031 (print)
- **Annual 14th ISC Research for Rural Development 2008**
  ISSN 1691-4031 (print)
- **Annual 13th ISC Research for Rural Development 2007**
  ISSN 1691-4031 (print)
- **Annual 12th ISC Research for Rural Development 2006**
  ISBN 9984-784-14-2 (print)
- **Annual 11th ISC Research for Rural Development 2005**
  ISBN 9984-784-01-0 (print)

HISTORY OF CONFERENCES IN PHOTOS

- **22nd International scientific conference**
  "Research for Rural Development 2016" (Pictures - pdf file)
- **21th International scientific conference**
  "Research for Rural Development 2015" (PowerPoint Show)
- **Conference "Research for Rural Development"**
  historical overview in figures and pictures 1995 - 2014 (PowerPoint Show)
- **20th International scientific conference**
  "Research for Rural Development 2014" (PowerPoint Show)
- **19th International scientific conference**
  "Research for Rural Development 2013" (Pictures - pdf file)
- **18th International scientific conference**
  "Research for Rural Development 2012" (Pictures - pdf file)
- **17th International scientific conference**
  "Research for Rural Development 2011" (In Pictures)
- **16th International scientific conference**
  "Research for Rural Development 2010" (PowerPoint Show)
- **Conference "Research for Rural Development"**
  historical overview in figures and pictures (PowerPoint Show)
- **Home pages from 2003 - 2009 year**
- **15th International scientific conference**
  "Research for Rural Development 2009" (PowerPoint Show)

Case No.: IPR2023-00209
U.S. Patent No. 10,039,306

- **14th International scientific conference "Research for Rural Development 2008"**
- **13th International scientific conference "Research for Rural Development 2007"**
- **12th International scientific conference "Research for Rural Development 2006"**
- **11th International scientific conference "Research for Rural Development 2005"**
- **10th International scientific conference "Research for Rural Development 2004"**
- **9th International scientific conference "Research for Rural Development 2003"**

Attachment 31b

Case No.: IPR2023-00209
U.S. Patent No. 10,039,306

LIBRARY | CATALOG

Search Navigation 1 of 1867

PERIODICAL OR NEWSPAPER

Research for rural development : annual ... international scientific conference ...

Full Record **MARC Tags**

000		02071cas a2200445 a 4500
001		17186863
005		20180424091611.0
008		120228c20019999lv || | 0eng
010	__	|**a** 2012215003
022	__	|**a** 1691-4031
035	__	|**a** (OCoLC)ocn778564079
040	__	|**a** DLC |**b** eng |**c** DLC |**d** DLC |**d** OCLCF |**d** OCLCO |**d** OCL |**d** OCLCA
042	__	|**a** pcc
043	__	|**a** e-lv---
050	00	|**a** S535.L33 |**b** R47
245	00	|**a** Research for rural development : |**b** annual ... international scientific conference proceedings / |**c** Latvia University of Agriculture.
260	__	|**a** Jelgava : |**b** Latvia University of Agriculture
310	__	|**a** Annual
362	1_	|**a** Began in 2001.
550	__	|**a** Proceedings of the annual International Scientific Conference "Research for Rural Development."
515	__	|**a** Each vol. in two parts.
588	__	|**a** Description based on: 16th (2010); title from title page.
588	__	|**a** Latest issue consulted: 17th (2011).

650	_0	|**a** Agriculture |**x** Study and teaching (Higher) |**z** Latvia |**v** Congresses.
650	_0	|**a** Rural development |**x** Study and teaching (Higher) |**z** Latvia |**v** Congresses.
650	_0	|**a** Livestock |**x** Study and teaching (Higher) |**z** Latvia |**v** Congresses.
650	_0	|**a** Agriculture |**x** Study and teaching (Higher) |**v** Congresses.
650	_0	|**a** Rural development |**x** Study and teaching (Higher) |**v** Congresses.
650	_0	|**a** Livestock |**x** Study and teaching (Higher) |**v** Congresses.
650	_7	|**a** Agriculture |**x** Study and teaching (Higher) |**2** fast |**0** (OCoLC)fst00801678
650	_7	|**a** Livestock |**x** Study and teaching (Higher) |**2** fast |**0** (OCoLC)fst01000857
650	_7	|**a** Rural development |**x** Study and teaching (Higher) |**2** fast |**0** (OCoLC)fst01101553
651	_7	|**a** Latvia. |**2** fast |**0** (OCoLC)fst01210821
655	_7	|**a** Conference papers and proceedings. |**2** fast |**0** (OCoLC)fst01423772
710	2_	|**a** Latvijas Lauksaimniecības universitāte.
711	2_	|**a** International Scientific Conference "Research for Rural Development."
850	__	|**a** DLC
906	__	|**a** 7 |**b** cbc |**c** serorig |**d** 3 |**e** ncip |**f** 20 |**g** n-oclcserc
925	0_	|**a** Acquire |**b** 1 shelf copy |**x** policy default 2012-02-28
955	__	|**i** ff01 2012-02-28 |**g** ff05 2012-02-29 to BCCD

Request this Item | LC Find It

Item Availability

CALL NUMBER	S535.L33 R47 Set 1
Request in	Jefferson or Adams Building Reading Rooms
Status	Not Charged
Older receipts	v.1 (2010)-v.2 (2011)

Attachment 31c

OCLC 778564079 **No holdings in XXX - 20 other holdings**

								Re	**En**	201	**Re** 2018110
								c	**tere**	202	**place** 2044754
Continuing Resources								**Stat**	**d**	28	**d** .1
Type	a	**ELvl**		**Srce**		**GPub**		**Ctrl**		**Lang**	eng
BLvl	s	**Form**		**Conf**	|	**Freq**	|	**MRec**		**Ctry**	lv
S/L	0	**Orig**		**EntW**		**Regl**	|	**Alph**			
Desc	a	**SrTp**		**Cont**		**DtSt**	c	**Dates**	2001 ,	9999	

010 2012215003
040 DLC $b eng $c DLC $d DLC $d OCLCF $d OCLCO $d OCL $d OCLCA
022 1691-4031
042 pcc
043 e-lv---
050 00 S535.L33 $b R47
090 $b
245 00 Research for rural development : $b annual ... international scientific conference proceedings / $c Latvia University of Agriculture.
260 Jelgava : $b Latvia University of Agriculture
310 Annual
362 1 Began in 2001.
550 Proceedings of the annual International Scientific Conference "Research for Rural Development."
515 Each vol. in two parts.
588 Description based on: 16th (2010); title from title page.
588 Latest issue consulted: 17th (2011).
650 0 Agriculture $x Study and teaching (Higher) $z Latvia $v Congresses.
650 0 Rural development $x Study and teaching (Higher) $z Latvia $v Congresses.
650 0 Livestock $x Study and teaching (Higher) $z Latvia $v Congresses.
650 0 Agriculture $x Study and teaching (Higher) $v Congresses.
650 0 Rural development $x Study and teaching (Higher) $v Congresses.
650 0 Livestock $x Study and teaching (Higher) $v Congresses.
650 7 Agriculture $x Study and teaching (Higher) $2 fast $0 (OCoLC)fst00801678
650 7 Livestock $x Study and teaching (Higher) $2 fast $0 (OCoLC)fst01000857
650 7 Rural development $x Study and teaching (Higher) $2 fast $0 (OCoLC)fst01101553
651 7 Latvia. $2 fast $0 (OCoLC)fst01210821
655 7 Conference papers and proceedings. $2 fast $0 (OCoLC)fst01423772
710 2 Latvijas Lauksaimniecības universitāte.
711 2 International Scientific Conference "Research for Rural Development."

Attachment 31d

The Library's Main Reading Room will close to researchers earlier than usual, at 5:00pm, on Thurs., Nov. 3. All other reading rooms will be open according to their daily schedules.

LC control no.: sh 85002455
LCCN Permalink: https://lccn.loc.gov/sh85002455
HEADING: Agriculture Study and teaching

000 00637cz a2200193n 450
001 4655717
005 20120320084147.0
008 860211i| anannbabn |b ana
010 __ |**a** sh 85002455
035 __ |**a** (DLC)sh 85002455
035 __ |**a** (DLC)2402
040 __ |**a** DLC |**c** DLC |**d** DLC
053 _0 |**a** S531 |**b** S539
150 __ |**a** Agriculture |**x** Study and teaching
550 __ |**w** g |**a** Agricultural education
680 __ |**i** Here are entered works on methods of instruction in agriculture. General works on education in agriculture are entered under |**a** Agricultural education.
681 __ |**i** Note under |**a** Agricultural education
906 __ |**t** 8641 |**u** fk03 |**v** 0
953 __ |**a** xx00 |**b** fk04

Save, Print or Email Records (View Help)

Select Download Format: Text (Labelled Display) Press to SAVE or PRINT

Email Text (Labelled Display) to: Press to SEND EMAIL

URL: https://www.loc.gov/

Mailing Address:
101 Independence Ave, S.E.
Washington, DC 20540

Library of Congress Online Catalog
URL: https://catalog.loc.gov/

Questions, comments, error reports: Contact Us

Attachment 31e

Case No.: IPR2023-00209
U.S. Patent No. 10,039,306

The Library's Main Reading Room will close to researchers earlier than usual, at 5:00pm, on Thurs., Nov. 3. All other reading rooms will be open according to their daily schedules.

LC control no.: n 80150219

LCCN Permalink: https://lccn.loc.gov/n80150219

HEADING: Latvia

000 05767cz a2201117n 450

001 1447472

005 20200731070222.0

008 801125n| azannaabn |b ana

010 __ |**a** n 80150219 |**z** sh 85074999

024 8_ |**1** http://dbpedia.org/resource/Latvia

024 8_ |**1** http://www.wikidata.org/entity/Q211

024 8_ |**0** http://eurovoc.europa.eu/5706

024 7_ |**a** c_12103 |**2** agrovoc |**0** http://aims.fao.org/aos/agrovoc/c_12103

024 7_ |**a** 15679 |**2** atg |**0** http://lod.nal.usda.gov/nalt/15679

024 7_ |**a** 8f31b64f-b0bf-43bc-9695-42edbb160310 |**2** bbcth |**1** http://www.bbc.co.uk/things/8f31b64f-b0bf-43bc-9695-42edbb160310#id

024 7_ |**a** 64954 |**2** cabt |**0** http://id.cabi.org/cabt/64954

024 7_ |**a** 1210821 |**2** fast |**0** http://id.worldcat.org/fast/1210821

024 7_ |**a** C34 |**2** gacsch |**0** http://id.agrisemantics.org/gacs/C34

024 7_ |**a** 458258 |**2** geonames |**1** http://sws.geonames.org/458258/

024 7_ |**a** 7006541 |**2** gettytgn |**0** http://vocab.getty.edu/tgn/7006541 |**1** http://vocab.getty.edu/tgn/7006541-place

024 7_ |**a** 0000000121518114 |**2** isni |**1** http://isni.org/isni/0000000121518114

024 7_ |**a** D007844 |**2** mesh |**0** http://id.nlm.nih.gov/mesh/D007844

024 7_ |**a** 66eb3e73-d69e-3581-9a23-a73b4c64c8dd |**2** musicb |**1** http://musicbrainz.org/area/66eb3e73-d69e-3581-9a23-a73b4c64c8dd#_

024 7_ |**a** 17476-1 |**2** stw |**0** http://zbw.eu/stw/descriptor/17476-1

024 7_ |**a** concept911 |**2** unescot |**0** http://vocabularies.unesco.org/thesaurus/concept911

024 7_ |**a** 125422131 |**2** viaf |**1** http://www.viaf.org/viaf/125422131

024 7_ |**a** 94259 |**2** ysopai |**0** http://www.yso.fi/onto/yso/p94259

034 __ |**d** 25 |**e** 25 |**f** 57 |**g** 57 |**2** geonames

034 __ |**d** E0250000 |**e** E0250000 |**f** N0570000 |**g** N0570000 |**2** geonames

034 __ |**d** 24.6062 |**e** 24.6062 |**f** 56.8794 |**g** 56.8794 |**2** margaz
034 __ |**d** 20.969 |**e** 28.2434 |**f** 58.0861 |**g** 55.6727 |**2** margaz
034 __ |**d** E0204000 |**e** E0281400 |**f** N0580500 |**g** N0554000 |**2** bound
034 __ |**d** 020.6715 |**e** 028.2415 |**f** 058.0856 |**g** 055.6747 |**2** bound
034 __ |**d** E0250000 |**e** E0250000 |**f** N0570000 |**g** N0570000 |**2** wfbcia
035 __ |**a** (OCoLC)oca00530253
040 __ |**a** DLC |**b** eng |**e** rda |**c** DLC |**d** DLC |**d** DLC-H |**d** DLC-S |**d** DLC |**d** WaU |**d** OCoLC |**d** CSt |**d** WaU
043 __ |**a** e-lv--- |**0** http://id.loc.gov/vocabulary/geographicAreas/e-lv
151 __ |**a** Latvia
368 __ |**b** Country |**b** Independent political entity
368 __ |**b** Countries (sovereign states) |**2** aat
368 __ |**b** Republics |**2** lcsh
368 __ |**b** Nations |**2** aat
368 __ |**b** Nation |**2** thesoz
368 __ |**b** National state |**2** thesoz
368 __ |**b** State |**2** eurovocen
368 __ |**b** State |**2** stw
370 __ |**f** Europe |**2** lcsh
370 __ |**f** Europe, Eastern |**2** lcsh
370 __ |**f** Baltic States |**2** lcsh
370 __ |**f** Former Soviet republics |**2** lcsh
370 __ |**f** European Union countries |**2** lcsh
370 __ |**f** OECD countries |**2** lcsh
451 __ |**a** L.P.S.R.
451 __ |**a** Läti Nõukogude Sotsialistlik Vabariik
451 __ |**a** Latvian S.S.R.
451 __ |**a** Latvian Soviet Socialist Republic
451 __ |**a** Latvian SSR
451 __ |**a** Latvi~~ia~~
451 __ |**a** Latviĭska~~ia~~ Respublika
451 __ |**a** Latviĭska~~ia~~ Sovetska~~ia~~ So~~t~~sialisticheska~~ia~~ Respublika
451 __ |**a** Latviĭska~~ia~~ SSR
451 __ |**a** Latvija
451 __ |**a** Latvijas Padomju Socialistiska Republika
451 __ |**a** Latvijas PSR
451 __ |**a** Latvijas Republika
451 __ |**a** Laṭviyah
451 __ |**a** Latviyskaya Sovetskaya Sotsialisticheskaya Respublika
451 __ |**a** Leṭland
451 __ |**a** Letònia
451 __ |**a** Lettland

451 __ |**a** Lettonie
451 __ |**a** Łotwa
451 __ |**a** LPSR
451 __ |**a** Repubblica Socialista Sovietica della Lettonia
451 __ |**a** Republic of Latvia
451 __ |**a** Латвия
551 __ |**w** a |**a** Lifl~~ı~~andska~~ı~~a gubernī~~ı~~a (Russia)
551 __ |**a** Ostland
667 __ |**a** Includes the old catalog heading: Latvian S.S.R.
667 __ |**a** URIs added to this record for the PCC URI MARC Pilot. Please do not remove or edit the URIs.
667 __ |**a** Non-Latin script reference not evaluated.
670 __ |**a** Its Konstitu~~t~~si~~ı~~a ... 1944.
670 __ |**a** Its Svod zakonov Latviĭskoĭ SSR, 1981-
670 __ |**a** Markss, A. Lettland in Wort und Bild, heute, 1983.
670 __ |**a** Levin, D. ‘Im ha-gav el ha-ḳir, 1978: |**b** t.p. (Laṭviyah)
670 __ |**a** Its Traités conclus par la Lettonie avec les pays étrangers, 1920-1925, between 1925 and 1929.
670 __ |**a** Mark, M. Di Yidish-ẓelṭlekhe shul in Leṭland, 1973.
670 __ |**a** Washington Post, 09-07-91: |**b** t.p. (Govt. of Soviet Union recognized independence of Latvia on 09-06-91)
670 __ |**a** Soversh. uprav. narod. khoz. v uslov. formir. rynoch. ėkonomiki, 1990: |**b** t.p. (... Latviĭskoĭ Respubliki)
670 __ |**a** BGN. Foreign names info. bull., Feb. 1992, surrogate: |**b** p. 3 (former name: Latviyskaya Sovetskaya Sotsialisticheskaya Respublika [Russian]; Latvian Soviet Socialist Republic [conventional]: ADM1; new name: Latvia [brief], Republic of [conventional]; Latvija [Latvian short form]; Latvijas Republika [Latvian long form]: PCL1, 57°00′N, 25°00′E)
670 __ |**a** UNESCO thesaurus, via WWW, July 23, 2020 |**b** (Latvia. BT Baltic States; Central and Eastern Europe; European Union. In other languages: French: Lettonie; Russian: Латвия = Latvi~~ı~~a; Spanish: Letonia)
670 __ |**a** The world factbook, via WWW, July 23, 2020 |**b** (Latvia. Location: Eastern Europe, bordering the Baltic Sea, between Estonia and Lithuania. Geographic coordinates: 57 00 N, 25 00 E. Conventional long form: Republic of Latvia. Conventional short form: Latvia. Local long form: Latvijas Republika. Local short form: Latvija. Former: Latvian Soviet Socialist Republic)
670 __ |**a** Ėn~~t~~sikl. slovar′, 1890-1904: |**b** v. 17, p. 841-847 (Lifl~~ı~~andska~~ı~~a gubernī~~ı~~a)
781 _0 |**z** Latvia
952 __ |**a** RETRO
953 __ |**a** xx00 |**b** ee01

Previous Next

Save, Print or Email Records (View Help)

Select Download Format: Text (Labelled Display) Press to SAVE or PRINT

Email Text (Labelled Display) to:
Press to SEND EMAIL

Help - Search - Search History - Headings List - Start Over

Library of Congress
URL: https://www.loc.gov/

Mailing Address:
101 Independence Ave,
S.E.
Washington, DC 20540

Library of Congress Authorities
URL: http://authorities.loc.gov/
Library of Congress Online Catalog
URL: https://catalog.loc.gov/

Questions, comments, error reports: Contact Us

Attachment 31f

The Library of Congress

>> Go to Library of Congress Online Catalog

LIBRARY OF CONGRESS AUTHORITIES

The Library's Main Reading Room will close to researchers earlier than usual, at 5:00pm, on Thurs., Nov. 3. All other reading rooms will be open according to their daily schedules.

Help | New Search | Search History | Headings List | Start Over

Previous Next

MARC Display | Labelled Display

LC control no.: sh 85115899

LCCN Permalink: https://lccn.loc.gov/sh85115899

HEADING: Rural development

000 01220cz a2200325n 450
001 4765226
005 20120328075118.0
008 860211i| anannbabn |b ana
010 __ |**a** sh 85115899
035 __ |**a** (DLC)sh 85115899
035 __ |**a** (DLC)111911
040 __ |**a** DLC |**c** DLC |**d** DLC
053 _0 |**a** HN49.C6
150 __ |**a** Rural development
450 __ |**a** Community development, Rural
450 __ |**a** Development, Rural
450 __ |**a** Integrated rural development
450 __ |**a** Regional development
450 __ |**w** nne |**a** Rehabilitation, Rural
450 __ |**a** Rural community development
450 __ |**a** Rural development |**x** Citizen participation
450 __ |**w** nne |**a** Rural development |**x** Social aspects
450 __ |**a** Rural economic development
550 __ |**w** g |**a** Agriculture and state
550 __ |**w** g |**a** Community development
550 __ |**w** g |**a** Economic development
550 __ |**w** g |**a** Regional planning
680 __ |**i** Here are entered works on the basic development of rural regions in either underdeveloped countries or in deprived areas of more advanced countries, emphasizing improvements in the standard of living and the active participation of the local populations in the programs set up.
906 __ |**t** 9148 |**u** fk04 |**v** 0

953 __ |**a** xx00 |**b** se01

Previous Next

Save, Print or Email Records (View Help)	
Select Download Format: Text (Labelled Display)	Press to SAVE or PRINT
Email Text (Labelled Display) to:	Press to SEND EMAIL

Help - Search - Search History - Headings List - Start Over

Library of Congress
URL: https://www.loc.gov/

Mailing Address:
101 Independence Ave,
S.E.
Washington, DC 20540

Library of Congress Authorities
URL: http://authorities.loc.gov/
Library of Congress Online Catalog
URL: https://catalog.loc.gov/

Questions, comments, error reports: Contact Us

Attachment 31g

The Library of Congress

>> Go to Library of Congress Online Catalog

LIBRARY OF CONGRESS AUTHORITIES

The Library's Main Reading Room will close to researchers earlier than usual, at 5:00pm, on Thurs., Nov. 3. All other reading rooms will be open according to their daily schedules.

Help | New Search | Search History | Headings List | Start Over

Previous Next

MARC Display | Labelled Display

LC control no.: sh 85133052
LCCN Permalink: https://lccn.loc.gov/sh85133052
HEADING: Teaching

000 01301cz a2200337n 450
001 4781802
005 20120328081510.0
008 860211i| anannbabn |a ana
010 __ |**a** sh 85133052
035 __ |**a** (DLC)sh 85133052
035 __ |**a** (DLC)7828504
035 __ |**a** (DLC)sp 85133052
035 __ |**a** (DLC)419668
040 __ |**a** DLC |**c** DLC |**d** DLC
053 _0 |**a** LB1025 |**b** LB1050.7 |**c** Teaching principles and practice
053 _0 |**a** LB1775 |**b** LB1785 |**c** Teaching as a profession
150 __ |**a** Teaching
360 __ |**i** subdivision |**a** Instruction and study |**i** or |**a** Study and teaching |**i** under subjects, e.g. |**a** Music--Instruction and study; Science--Study and teaching
450 __ |**a** Didactics
450 __ |**a** Instruction
450 __ |**a** Pedagogy
450 __ |**a** School teaching
450 __ |**a** Schoolteaching
550 __ |**a** Education
550 __ |**a** Instructional systems
550 __ |**a** Pedagogical content knowledge
550 __ |**a** Training
680 __ |**i** Here are entered works on the art and methods of teaching. Works on the history and methods of training teachers are entered under |**a** Teachers--Training of. |**i** Works on the study of education as a discipline are entered under |**a** Education--Study and teaching.
681 __ |**i** Notes under |**a** Education--Study and teaching; Teachers--Training of

906 __ |**t** 0913 |**u** tc09 |**v** 1
953 __ |**a** xx00 |**b** td13

Previous Next

Save, Print or Email Records (View Help)	
Select Download Format: Text (Labelled Display)	Press to SAVE or PRINT
Email Text (Labelled Display) to:	Press to SEND EMAIL

Help - Search - Search History - Headings List - Start Over

Library of Congress
URL: https://www.loc.gov/

Mailing Address:
101 Independence Ave,
S.E.
Washington, DC 20540

Library of Congress Authorities
URL: http://authorities.loc.gov/
Library of Congress Online Catalog
URL: https://catalog.loc.gov/

Questions, comments, error reports: Contact Us

Attachment 31h

Case No.: IPR2023-00209
U.S. Patent No. 10,039,306

The Library's Main Reading Room will close to researchers earlier than usual, at 5:00pm, on Thurs., Nov. 3. All other reading rooms will be open according to their daily schedules.

LC control no.: sh 85077784
LCCN Permalink: https://lccn.loc.gov/sh85077784
HEADING: Livestock

000 00842cz a2200325n 450
001 4728457
005 20120326102156.0
008 860211i| anannbabn |b ana
010 __ |**a** sh 85077784
035 __ |**a** (DLC)sh 85077784
035 __ |**a** (DLC)75142
040 __ |**a** DLC |**c** DLC |**d** DLC
053 _0 |**a** SF1 |**b** SF140 |**c** General
150 __ |**a** Livestock
360 __ |**i** headings beginning with the word |**a** Livestock
450 __ |**a** Animal husbandry
450 __ |**a** Farm animals
450 __ |**a** Live stock
450 __ |**a** Stock (Animals)
450 __ |**w** nne |**a** Stock and stock-breeding
550 __ |**w** g |**a** Agriculture
550 __ |**w** g |**a** Animal culture
550 __ |**w** g |**a** Animal industry
550 __ |**w** g |**a** Domestic animals
550 __ |**a** Food animals
550 __ |**a** Herders
550 __ |**a** Range management
550 __ |**a** Rangelands
906 __ |**t** 9533 |**u** te05 |**v** 0
953 __ |**a** xx00 |**b** jb03

Previous Next

Save, Print or Email Records (View Help)	
Select Download Format: Text (Labelled Display)	Press to SAVE or PRINT
Email Text (Labelled Display) to:	Press to SEND EMAIL

Help - Search - Search History - Headings List - Start Over

Library of Congress
URL: https://www.loc.gov/

Mailing Address:
101 Independence Ave,
S.E.
Washington, DC 20540

Library of Congress Authorities
URL: http://authorities.loc.gov/
Library of Congress Online Catalog
URL: https://catalog.loc.gov/

Questions, comments, error reports: Contact Us

Attachment 32a

OCLC 898200173 **No holdings in XXX - 37 other holdings**

Books

								Rec Stat		**Entered**	20141208	**Replaced**	20161203172245.3
Type	a	**ELvl**	M	**Srce**	d	**Audn**		**Ctrl**		**Lang**	und		
BLvl	m	**Form**	o	**Conf**	0	**Biog**		**MRec**		**Ctry**	xx		
		Cont		**GPub**		**LitF**	0	**Indx**	0				
Desc	u	**Ills**		**Fest**	0	**DtSt**	q	**Dates**	18uu,	20uu			

007 c $b r $e n
040 COO $b eng $c COO $d OCLCQ
090 $b
245 00 Farmdoc daily.
260 [Place of publication not identified] : $b University of Illinois at Urbana-Champaign, Department of Agricultural and Consumer Economics
300 1 online resource
336 text $b txt $2 rdacontent
337 computer $b c $2 rdamedia
338 online resource $b cr $2 rdacarrier
500 Title from content provider.
856 40 $3 Full text available from AgEcon $i ssid=ssib019906764; dbcode=JAG; providercode=PRVAYO $u http://ageconsearch.umn.edu/handle/183384

Attachment 33a

Skip to main content

An official website of the United States government

Here's how you know

Here's how you know

Menu

- MARC Download

NLM MMS_ID 991192453406676

- Download MARCXML
- Download MARC21

LDR	01295cas a2200397 4500
001	991192453406676
005	20211203184600.0
008	731018c19549999gw mr p 0||| 0ger
022	__ | **‡a** 0340-2371**‡l** 0340-2371**‡y** 0014-021X**‡y** 0367-0899
030	__ | **‡a** ERUMAT
035	__ | **‡9** 0373222
040	__ | **‡a** DNLM**‡c** DNLM
041	0_ | **‡a** ger
044	__ | **‡9** Germany
060	00 | **‡a** W1**‡b** ER6924
245	00 | **‡a** Ernährungs-Umschau.
260	__ | **‡a** Frankfurt am Main.
260	3_ | **‡a** Frankfurt Am Main :**‡b** Umschau Verlag Breidenstein
300	__ | **‡a** v.**‡b** illus., ports.
310	__ | **‡a** Monthly
336	__ | **‡a** text**‡b** txt**‡2** rdacontent
337	__ | **‡a** unmediated**‡b** n**‡2** rdamedia
338	__ | **‡a** volume**‡b** nc**‡2** rdacarrier
362	0_ | **‡a** Jahrg. [1]- Juni 1954-
500	__ | **‡a** Vols. for 1992?- Have separately paged section called: Ernahrungslehre und -Praxis.

550 __ | ‡**a** Official organ of the Deutsche Gesellschaft für Ernährung.
650 12 | ‡**a** Nutritional Physiological Phenomena
655 _2 | ‡**a** Periodical
710 2_ | ‡**a** Deutsche Gesellschaft für Ernährung.
740 02 | ‡**a** Ernahrungslehre und -Praxis.
935 __ | ‡**a** (DNLM)119245-nlmdb
995 __ | ‡**a** AUTH‡**b** 19731018‡**c** REV‡**d** 20181116
996 __ | ‡**a** NOTCNSR‡**b** 20000101
999 __ | ‡**a** AUTH
035 __ | ‡**a** (DNLM)E12380000(s)
035 __ | ‡**a** (OCoLC)02916970

Connect with NLM

•

•

•

National Library of Medicine
8600 Rockville Pike
Bethesda, MD 20894

Web Policies
FOIA
HHS Vulnerability Disclosure

NLM Support Center
Accessibility
Careers

NLM | NIH | HHS | USA.gov

Attachment 33b

OCLC 2916970 **No holdings in XXX - 20 other holdings**

Continuing Resources

								Rec Stat		**Entered**	19770426	**Replaced**	20210115183924.0
Type	a	**ELvl**		**Srce**	d	**GPub**		**Ctrl**		**Lang**	ger		
BLvl	s	**Form**		**Conf**	0	**Freq**	m	**MRec**		**Ctry**	gw		
S/L	0	**Orig**		**EntW**		**Regl**	r	**Alph**	b				
Desc		**SrTp**	p	**Cont**		**DtSt**	c	**Dates**	1954,	9999			

010 sn 85005779
040 COO $b eng $c COO $d SER $d RCS $d AIP $d NSD $d AIP $d CRL $d AGL $d OCLCQ $d NLM $d OCLCQ $d UKMGB $d OCLCF $d OCLCO $d OCLCQ $d OCLCO $d OCLCQ $d OCLCO
012 $j P
016 7 0373222 $2 DNLM
016 7 E12380000 $2 DNLM
016 7 007855061 $2 Uk
019 1065166701 $a 1231032910 $a 1231110872
022 0014-021X $l 0014-021X $y 0340-2341 $2 z
030 ERUMAT
041 0 ger $b eng
042 nsdp
050 4 QP141 $b .E71
060 00 W1 $b ER6924
070 0 389.8 $b Er66
090 $b
210 0 Ernähr.- umsch.
222 0 Ernährungs- Umschau
245 00 Ernährungs- Umschau.
260 Frankfurt am Main, $b Umschau Verlag.
300 $b illustrations $c 30 cm
336 text $b txt $2 rdacontent
337 unmediated $b n $2 rdamedia
362 0 Jahrg. 1- 1954-
500 Organ der Deutschen Gesellschaft für Ernährung.
510 2 Chemical abstracts $x 0009-2258
546 English summaries.
650 0 Nutrition $v Periodicals.
650 0 Food $v Periodicals.
650 7 Food. $2 fast $0 (OCoLC)fst00930458
650 7 Nutrition. $2 fast $0 (OCoLC)fst01042187
650 12 Nutritional Physiological Phenomena. $0 https://id.nlm.nih.gov/mesh/D009747
655 7 Periodicals. $2 fast $0 (OCoLC)fst01411641
655 2 Periodicals. $0 https://id.nlm.nih.gov/mesh/D020492
710 2 Deutsche Gesellschaft für Ernährung.
776 08 $i Online version: $t Ernährungs- Umschau $w (OCoLC)689304219

Attachment 33c

Case No.: IPR2023-00209
U.S. Patent No. 10,039,306

The Library of Congress

>> Go to Library of Congress Online Catalog

LIBRARY OF CONGRESS AUTHORITIES

The Library's Main Reading Room will close to researchers earlier than usual, at 5:00pm, on Thurs., Nov. 3. All other reading rooms will be open according to their daily schedules.

Help | New Search | Search History | Headings List | Start Over

Previous Next

MARC Display | Labelled Display

LC control no.: sh2008103974
LCCN Permalink: https://lccn.loc.gov/sh2008103974
HEADING: Food Periodicals

000 00456cz a2200169n 450
001 7441920
005 20110729160255.0
008 080211|| anannbabn |n ana
010 __ |**a** sh2008103974
035 __ |**a** (DLC)379540
035 __ |**a** (DLC)sh2008103974
040 __ |**a** DLC |**b** eng |**c** DLC
150 __ |**a** Food |**v** Periodicals
667 __ |**a** Record generated for validation purposes.
670 __ |**a** Work cat.: European food research & technology,
906 __ |**t** 8888 |**u** te00 |**v** 0
953 __ |**a** te00

Previous Next

Save, Print or Email Records (View Help)	
Select Download Format: Text (Labelled Display)	Press to SAVE or PRINT
Email Text (Labelled Display) to:	Press to SEND EMAIL

Help - Search - Search History - Headings List - Start Over

Library of Congress
URL: https://www.loc.gov/

Mailing Address:
101 Independence Ave,

Library of Congress Authorities
URL: http://authorities.loc.gov/
Library of Congress Online Catalog
URL: https://catalog.loc.gov/

Questions, comments, error reports: Contact Us

S.E.
Washington, DC 20540

Attachment 33d

Case No.: IPR2023-00209
U.S. Patent No. 10,039,306

Suchbegriff | Webcode | DOI

Anmelden

EN

Legume flours: Nutritionally important sources of protein and dietary fiber

15.02.2016 | English Articles | Gerhard Jahreis | Melanie Brese | Matthias Leiterer | Ulrich Schäfer | Volker Böhm

Peer-reviewed | Manuscript received: June 12, 2015 | Revision accepted: October 15, 2015

Introduction

Demand is increasing for grain legumes, such as pea, lupin, beans, and lentils. An increase in the content of grain legumes in food would support sustainable agriculture and nutrition, and would be good for health. The use of grain legumes in Europe needs to be developed. This is why both scientists and politicians are attempting to promote human consumption of these valuable foods. One result has been that the area in Germany under cultivation for pea and broad beans doubled in 2015 relative to the previous year.

Highly processed foods are now consumed in large quantities, but have a lower content of protein than conventionally produced foods. “Tasty”, cheap, and energy dense components are deliberately selected for processing and manufacturing, with the consequence that the proportions of carbohydrate and fat increases at the expense of protein. Analysis of the nutrient supply in the USA between 1971 and 2006 found that the protein fraction decreased by 1 energy percent (En%) and the carbohydrate and fat fraction increased by 8 En% [1]. Other studies too have indicated “protein dilution” in highly processed food. This leads to an imbalance, which is evident in increased energy uptake from carbohydrates and fat and decreased energy uptake from proteins. Although the German Nutrition Society (DGE) specifies a reference value of 15 En% from protein, there are demands to increase this to 30 En% [2].

Summary

Vegetarian and vegan nutrition have become fashionable. Some consumers now see themselves as partial vegetarians and greatly restrict their consumption of animal products. This has led to an increase in the demand for alternative sources of protein, in the form of legumes and their processed products. Proteins enhance the feeling of fullness and can contribute to lowering blood pressure. Moreover, plant proteins have a favorable effect on lipid metabolism. For this reason, legume flours are important sources of plant protein.

Flours from soya, lupin, chickpea and green pea have been studied. The highest content of protein was found in soya and lupin, which both contained ca. 35 g protein per 100 g. Lupin flour had the highest content of kernel fiber, corresponding to 35 g/100 g soluble kernel fiber. In addition, lupin and soya flour only had a low content of easily digestible carbohydrates: ca. 8–10 g/100 g.

Cereal flour had a high content of starch and a low content of protein and is used in making bread, cakes and pastries; one possibility would be to replace 10–20% of this with legume flour. The amino acids contained in the legume flour would enhance the nutritional value of the cereal protein.The fat

Motif Exhibit 1011, Page 538 of 1241

ERNÄHRUNGS

protein and fiber extracts from legumes.

For ecological and nutritional/physiological reasons, only plant protein should be used to enrich protein relative to fats and carbohydrates. Lupin is an interesting alternative to soya beans in Europe, as it has a high content of protein. Legume flour can be used to enrich bread, cakes or pastries, or meat products. It supports good health and is easy to process.

Keywords: legume flour, pulses, plant protein, dietary fiber, protein quality, fat quality, carotenoids, vitamins, trace elements

Full text PDF (free access)

Drucken | Weiterempfehlen

Empfehlen

Tweet

+1

DAS KÖNNTE SIE INTERESSIEREN

Implementation of the Nutri-Score weiter ›

Drinking your Greens: Green Smoothies from a Nutritional and Toxicological Point of View weiter ›

Eating behaviour in autism spectrum disorder weiter ›

Pupils' perception of their school meals weiter ›

Food costs for vegetarian, vegan and omnivore child nutrition: is a sustainable diet... weiter ›

FORSCHUNG & PRAXIS UMSCHAU

Artikel Fakten

Autor: Gerhard Jahreis, Melanie Brese, Matthias Leiterer, Ulrich Schäfer, Volker Böhm
Datum: 15.02.2016
Seiten: 1

FACHZEITSCHRIFT
ONLINE PLUS
FORTBILDUNG
STELLEN
BRANCHE
SHOP
SERVICE
ABONNEMENTS

ABONNEMENT
MEDIASERVICE
Mediadaten
INFORMATION
KONTAKT
Über uns
Impressum
Datenschutz
Cookies
Gewinnspiele
AGB
RSS

ERNÄHRUNGS UMSCHAU
Marktplatz 13
D-65183 Wiesbaden

Postfach 5709
65047 Wiesbaden

Telefon: 0611 360 98-362
Telefax: 0611 360 98-113
E-Mail: kontakt@ernaehrungs-umschau.de
Kontaktformular

Redaktion Print und Online: mpm Fachmedien
Telefon: 06403 63772
E-Mail: eu-redaktion@mpm-online.de

Anzeigenleitung: Tanja Kilbert
Telefon: 0611 360 98 - 301
E-Mail: t.kilbert@uzv.de

Case No.: IPR2023-00209
U.S. Patent No. 10,039,306

Motif Exhibit 1011, Page 541 of 1241

Attachment 34a

ACS Publications
Most Trusted. Most Cited. Most Read.

ADVERTISEMENT

Get e-Alerts

Possible Mechanism for Involvement of Cysteine in Aroma Production in Wine

Stéphanie Marchand, Gilles de Revel, Joseph Vercauteren, and Alain Bertrand

View Author Information

Cite this: *J. Agric. Food Chem.* 2002, 50, 21, 6160–6164
Publication Date: September 11, 2002
https://doi.org/10.1021/jf025604w
Copyright © 2002 American Chemical Society
RIGHTS & PERMISSIONS

Article Views 656 | Altmetric - | Citations 24
LEARN ABOUT THESE METRICS

Share Add to Export
RIS

Read Online

PDF (117 KB)

Case No.: IPR2023-00209
U.S. Patent No. 10,039,306

ACS Publications
Most Trusted. Most Cited. Most Read.

Abstract

Under conditions close to those of wine, that is, low pH, aqueous medium, and low temperatures, this work describes *N*-(2-sulfanylethyl)-2-oxopropanamide (**1**), a new intermediate in the formation of 2-acetylthiazole from methylglyoxal and cysteine. **1** was characterized by MS, derivatization MS, and ^{1}H and ^{13}C NMR and was synthesized from 2-sulfanylethanamine and ethyl pyruvate. A formation pathway for 2-acetylthiazole from methylglyoxal and cysteine is proposed, in which **1** is a new intermediate in Maillard-type reactions in systems under mild conditions.

Keywords: *N*-(2-Sulfanylethyl)-2-oxopropanamide; Maillard reaction; cysteine; 2-acetylthiazole; wine aroma

† Unité Associée INRA/Université Victor Segalen Bordeaux 2.

* Author to whom correspondence should be addressed (fax 33 5 56846468; e-mail revel@oenologie.u-bordeaux2.fr).

‡ Université Victor Segalen Bordeaux 2.

Cited By

Citation Statements beta

Supporting	Mentioning	Contrasting
0	11	0

Explore this article's citation statements on **scite.ai**

powered by scite_

This article is cited by 24 publications.

ACS Publications
Most Trusted. Most Cited. Most Read.

2. Hugo Oliveira e Silva, Paula Guedes de Pinho, Beatriz P. Machado, Tim Hogg, J. C. Marques, José S. Câmara, F. Albuquerque and Antonio C. Silva Ferreira. Impact of Forced-Aging Process on Madeira Wine Flavor. *Journal of Agricultural and Food Chemistry* **2008,** *56* (24) , 11989-11996. https://doi.org/10.1021/jf802147z

3. Hannah M. Charnock, Gary J. Pickering, Belinda S. Kemp. The Maillard reaction in traditional method sparkling wine. *Frontiers in Microbiology* **2022,** *13* https://doi.org/10.3389/fmicb.2022.979866

4. Peggy Rigou, Julie Mekoue, Nathalie Sieczkowski, Thierry Doco, Aude Vernhet. Impact of industrial yeast derivative products on the modification of wine aroma compounds and sensorial profile. A review. *Food Chemistry* **2021,** *358* , 129760. https://doi.org/10.1016/j.foodchem.2021.129760

5. Hugo Bonnaffoux, Aurélie Roland, Rémi Schneider, Florine Cavelier. Spotlight on release mechanisms of volatile thiols in beverages. *Food Chemistry* **2021,** *339* , 127628. https://doi.org/10.1016/j.foodchem.2020.127628

6. Jie Zheng, Hongyang Guo, Juanying Ou, Pangzhan Liu, Caihuan Huang, Mingfu Wang, Jesus Simal-Gandara, Maurizio Battino, Seid Mahdi Jafari, Liang Zou, Shiyi Ou, Jianbo Xiao. Benefits, deleterious effects and mitigation of methylglyoxal in foods: A critical review. *Trends in Food Science & Technology* **2021,** *107* , 201-212. https://doi.org/10.1016/j.tifs.2020.10.031

7. Pinnapat Pinsorn, Akira Oikawa, Mutsumi Watanabe, Ryosuke Sasaki, Panita Ngamchuachit, Rainer Hoefgen, Kazuki Saito, Supaart Sirikantaramas. Metabolic variation in the pulps of two durian cultivars: Unraveling the metabolites that contribute to the flavor. *Food Chemistry* **2018,** *268* , 118-125. https://doi.org/10.1016/j.foodchem.2018.06.066

8. Vanda Pereira, Magda Santos, Juan Cacho, José C. Marques. Assessment of the development of browning, antioxidant activity and volatile organic compounds in thermally processed sugar model wines. *LWT* **2017,** *75* , 719-726. https://doi.org/10.1016/j.lwt.2016.10.022

9. Carla M. Oliveira, Sónia A.O. Santos, Armando J.D. Silvestre, António S. Barros, António C.S. Ferreira, Artur M.S. Silva. Quantification of 3-deoxyglucosone (3DG) as an aging marker in natural and forced aged wines. *Journal of Food Composition and Analysis* **2016,** *50* , 70-76. https://doi.org/10.1016/j.jfca.2016.05.009

10. Vívian Maria Burin, Stéphanie Marchand, Gilles de Revel, Marilde T. Bordignon-Luiz. Development and validation of method for heterocyclic compounds in wine: Optimization of HS-SPME conditions applying a response surface methodology. *Talanta* **2013,** *117* , 87-93. https://doi.org/10.1016/j.talanta.2013.08.037

11. A.G.J. Tredoux, A.C. Silva Ferreira. Fortified wines: styles, production and flavour chemistry. **2012,,** 159-179. https://doi.org/10.1533/9780857095176.2.159

12. Stéphanie Marchand, John Almy, Gilles de Revel. The Cysteine Reaction with Diacetyl under Wine-Like Conditions: Proposed Mechanisms for Mixed Origins of 2-Methylthiazole, 2-Methyl-3-thiazoline, 2-

ACS Publications
Most Trusted. Most Cited. Most Read.

13. Sara Maria Oliveira, Antonio Cesar Silva Ferreira, Victor De Freitas, Artur M.S. Silva. Oxidation mechanisms occurring in wines. *Food Research International* **2011,** *44* (5) , 1115-1126. https://doi.org/10.1016/j.foodres.2011.03.050

14. . Spectroscopic Methods. **2010,**,, 765-854. https://doi.org/10.1002/9780470976524.ch29

15. Gianluca Giorgi. Mass Spectrometry of Hydroxylamines, Oximes and Hydroxamic Acids. **2010,**,https://doi.org/10.1002/9780470682531.pat0503

16. Jelena M. Aćimović, Bojana D. Stanimirović, Nina Todorović, Vesna B. Jovanović, Ljuba M. Mandić. Influence of the microenvironment of thiol groups in low molecular mass thiols and serum albumin on the reaction with methylglyoxal. *Chemico-Biological Interactions* **2010,** *188* (1) , 21-30. https://doi.org/10.1016/j.cbi.2010.07.013

17. Hua Li, Anque Guo, Hua Wang. Mechanisms of oxidative browning of wine. *Food Chemistry* **2008,** *108* (1) , 1-13. https://doi.org/10.1016/j.foodchem.2007.10.065

18. M. López del Castillo-Lozano, A. Delile, H. E. Spinnler, P. Bonnarme, S. Landaud. Comparison of volatile sulphur compound production by cheese-ripening yeasts from methionine and methionine–cysteine mixtures. *Applied Microbiology and Biotechnology* **2007,** *75* (6) , 1447-1454. https://doi.org/10.1007/s00253-007-0971-3

19. M. Lopez del Castillo Lozano, R. Tâche, P. Bonnarme, S. Landaud. Evaluation of a quantitative screening method for hydrogen sulfide production by cheese-ripening microorganisms: The first step towards l-cysteine catabolism. *Journal of Microbiological Methods* **2007,** *69* (1) , 70-77. https://doi.org/10.1016/j.mimet.2006.12.001

20. M. Victoria Moreno-Arribas, M. Carmen Polo. Winemaking Biochemistry and Microbiology: Current Knowledge and Future Trends. *Critical Reviews in Food Science and Nutrition* **2005,** *45* (4) , 265-286. https://doi.org/10.1080/10408690490478118

21. John M. Halket, Vladimir G. Zaikin. Derivatization in Mass Spectrometry—5. Specific Derivatization of Monofunctional Compounds. *European Journal of Mass Spectrometry* **2005,** *11* (1) , 127-160. https://doi.org/10.1255/ejms.712

22. Vladimir G. Zaikin, John M. Halket. Derivatization in Mass Spectrometry—4. Formation of Cyclic Derivatives. *European Journal of Mass Spectrometry* **2004,** *10* (4) , 555-568. https://doi.org/10.1255/ejms.653

23. . Current Awareness in Flavour and Fragrance. *Flavour and Fragrance Journal* **2003,**,, 170-177. https://doi.org/10.1002/ffj.1208

24. M. Luz Sanz, Isabel Martínez-Castro. Carbohydrates. ,,, 231-248. https://doi.org/10.1007/978-0-387-74118-5_12

ACS Publications
Most Trusted. Most Cited. Most Read.

ACS Publications
Most Trusted. Most Cited. Most Read.

1155 Sixteenth Street N.W.
Washington, DC 20036
Copyright © 2022
American Chemical Society

About

About ACS Publications
ACS & Open Access
ACS Membership

Resources and Information

Journals A-Z
Books and Reference
Advertising Media Kit
Institutional Sales
ACS Publishing Center
Privacy Policy
Terms of Use

Support & Contact

Help
Live Chat
FAQ

Connect with ACS Publications

Attachment 35a

Mary Ann Liebert, Inc. publishers

Commentary: *In Vitro*-Cultured Meat Production

P.D. Edelman, D.C. McFarland, V.A. Mironov, and J.G. Matheny

Published Online: 3 May 2005 | https://doi.org/10.1089/ten.2005.11.659

TISSUE ENGINEERING
Volume 11, Number 5/6, 2005
© Mary Ann Liebert, Inc.

Commentary

In Vitro-Cultured Meat Production

P.D. EDELMAN, M.Sc.,[1] D.C. McFARLAND, Ph.D.,[2] V.A. MIRONOV, Ph.D., M.D.,[3] and J.G. MATHENY, M.P.H.[4]

INTRODUCTION

Although meat has enjoyed sustained popularity as a foodstuff, consumers have expressed growing concern over some consequences of meat consumption and production. These include nutrition-related diseases, foodborne illnesses, resource use and pollution, and use of farm animals. Here we review the possibility of producing edible animal muscle (i.e., meat) *in vitro*, using tissue-engineering techniques. Such "cultured meat" could enjoy some health and environmental advantages over conventional meat, and the techniques required to produce it are not beyond imagination. To tissue engineers this subject is of interest as cultured meat production is an application of tissue-engineering principles whose technical challenges may be less formidable than those facing many clinical applications.

work or microcarrier beads, and then perfused with a culture medium in a stationary or rotating bioreactor. By introducing a variety of environmental cues, these cells fuse into myotubes, which can then differentiate into myofibers.[2] The resulting myofibers may then be harvested, cooked, and consumed as meat. van Eelen, van Kooten, and Westerhof hold a Dutch patent for this general approach to producing cultured meat.[3] However, Catts and Zurr appear to have been the first to have actually produced meat by this method.[4]

A scaffold-based technique may be appropriate for producing processed (ground, boneless) meats, such as hamburger or sausage. But it is not suitable for producing highly structured meats, such as steaks. To produce these, one would need a more ambitious approach, creating structured muscle tissue as self-organizing constructs[5] or proliferating existing muscle tissue *in vitro*.

The latter technique was employed by Benjaminson, Gilchriest, and Lorenz, the first researchers to have ap-

Case No.: IPR2023-00209
U.S. Patent No. 10,039,306

CULTURED MEAT PRODUCTION

Most edible animal meat is made of skeletal muscle tissue. The idea that skeletal muscle tissue-engineering techniques could be applied to produce edible meat dates back at least 70 years,[1] but has been seriously pursued by only three groups of researchers. Their efforts can be divided roughly into scaffold-based and self-organizing techniques.

In scaffold-based techniques, embryonic myoblasts or adult skeletal muscle satellite cells are proliferated, attached to a scaffold or carrier such as a collagen mesh-plied tissue-engineering techniques to meat production.[6] They placed skeletal muscle explants from goldfish (*Carassius auratus*) in diverse culture media for 7 days and observed an increase in surface area between 5.2 and 13.8%. When the explants were placed in a culture containing dissociated *Carassius* skeletal muscle cells, explant surface area increased by 79%.

Explants have the advantage of containing all the cells that make up muscle in their corresponding proportions, thus closely mimicking an *in vivo* structure. However, lack of blood circulation in these explants makes substantial growth impossible, as cells become necrotic if

[1]Wageningen, The Netherlands.
[2]Department of Animal and Range Sciences, South Dakota State University, Brookings, South Dakota.
[3]Department of Cell Biology and Anatomy, Medical University of South Carolina, Charleston, South Carolina.
[4]Department of Agricultural and Resource Economics, University of Maryland, College Park, Maryland.

Call us toll free (800) M-LIEBERT

© 2022 Mary Ann Liebert, Inc., publishers. All rights reserved, USA and worldwide.
Call us toll free at (800) M-LIEBERT (800-654-3237).

Attachment 35b

MARC Bibliographic Record

```
LEADER    -----nas--2200721-a-4500

   001    991021975825602122

   005    20220125001812.0

   006    m-----o--d--------

   007    cr-mnu||||||||

   008    001018d19952007nyuqr-pso-----0---a0eng-c

   010          $a 2005214595

   016    7_    $a013017062$2Uk

   022          $a1557-8690

   030          $aTIENFP

   035          $a(DE-599)ZDB2401807-7

   035          $a(OCoLC)45193934

   035          $a(CKB)954927728608
```

```
035          $a(CONSER)--2005214595

035          $a(EXLCZ)99954927728608

037          $bMary Ann Liebert, Inc., 140 Huguenot Street, New Rochelle, NY 10801-5215

042          $apcc$ansdp

050    10    $aISSN RECORD

050    14    $aR857.T55$bT577

060    00    $aW1$bTi844

082    10    $a616$213

130    0_    $aTissue engineering (Online)

210          $aTISSUE ENG

210          $aTISSUE ENGINEERING LARCHMONT

222    _0    $aTissue engineering$b(Online)

245    10    $aTissue engineering.

260          $aNew Rochelle, NY :$bMary Ann Liebert, Inc.,$c[1995-2007]

310          $aMonthly,$b2004-2007
```

```
321          $aBimonthly,$b1999-2003

321          $aQuarterly,$b1995-1998

336          $atext$btxt$2rdacontent

337          $acomputer$bc$2rdamedia

338          $aonline resource$bcr$2rdacarrier

362    0_    $aVol. 1, no. 1 (Mar. 1995)-v. 13, no. 12 (Dec. 2007).

500          $aTitle from article PDF (publisher's Web site, viewed May 29, 2008).

515          $aSome issues combined.

538          $aMode of access: World Wide Web.

650    _0    $aBiomedical materials$vPeriodicals.

650    _0    $aBiomedical engineering$vPeriodicals.

650    _0    $aTissue engineering$vPeriodicals.

650    _2    $aTissue Engineering

650    _2    $aBiocompatible Materials

650    _2    $aBiomedical Engineering
```

650 _2 $aCulture Techniques

650 _7 $aBiomedical engineering.$2fast$0(OCoLC)fst00832568

650 _7 $aBiomedical materials.$2fast$0(OCoLC)fst00832586

650 _7 $aTissue engineering.$2fast$0(OCoLC)fst01151484

655 _0 $aElectronic journals.

655 _2 $aPeriodical

655 _4 $aFulltext.

655 _4 $aInternet Resources.

655 _4 $aPeriodicals.

655 _7 $aPeriodicals.$2fast$0(OCoLC)fst01411641

655 _7 $aPeriodicals.$2lcgft

776 $x1076-3279

785 06 $tTissue Engineering, Part A: Tissue Engineering$w(CKB)1000000000323520$w(DLC)2007213654$x1937-335X

785 06 $tTissue Engineering, Part B: Reviews$w(CKB)1000000000323522$w(DLC)2007213656$x1937-3376

785 06 $tTissue Engineering, Part C: Methods$w(CKB)1000000000323524$w(DLC)2007213658$x1937-3392

906 $aJOURNAL

MMS IDs

Document ID:

9911121252802121

Network Electronic IDs:

9911121252802121

Network Physical IDs:

mms_mad_ids:

991021975825602122

Attachment 35c

Case No.: IPR2023-00209
U.S. Patent No. 10,039,306

LC control no.: sh2009117060
LCCN Permalink: https://lccn.loc.gov/sh2009117060
HEADING: Biomedical materials Periodicals

000 00480cz a2200169n 450
001 7908531
005 20110729162140.0
008 090602|| anannbabn |n ana
010 __ |**a** sh2009117060
035 __ |**a** (DLC)428002
035 __ |**a** (DLC)sh2009117060
040 __ |**a** DLC |**b** eng |**c** DLC
150 __ |**a** Biomedical materials |**v** Periodicals
667 __ |**a** Record generated for validation purposes.
670 __ |**a** Work cat.: Bio-medical materials and engineering, 1991-
906 __ |**t** 8888 |**u** tc00 |**v** 0
953 __ |**a** tc00

Save, Print or Email Records (View Help)

Select Download Format: Text (Labelled Display) Press to SAVE or PRINT

Email Text (Labelled Display) to: Press to SEND EMAIL

Library of Congress
URL: https://www.loc.gov/

Mailing Address:
101 Independence Ave, S.E.
Washington, DC 20540

Library of Congress Authorities
URL: http://authorities.loc.gov/
Library of Congress Online Catalog
URL: https://catalog.loc.gov/

Questions, comments, error reports: Contact Us

Attachment 35d

Case No.: IPR2023-00209
U.S. Patent No. 10,039,306

The Library of Congress

>> Go to Library of Congress Online Catalog

LIBRARY OF CONGRESS AUTHORITIES

Help | New Search | Search History | Headings List | Start Over

Previous Next

MARC Display | Labelled Display

LC control no.: sh2007102015
LCCN Permalink: https://lccn.loc.gov/sh2007102015
HEADING: Biomedical engineering Periodicals

000 00490cz a2200169n 450
001 7416951
005 20110729155829.0
008 071129|| anannbabn |n ana
010 __ |**a** sh2007102015
035 __ |**a** (DLC)373475
035 __ |**a** (DLC)sh2007102015
040 __ |**a** DLC |**b** eng |**c** DLC
150 __ |**a** Biomedical engineering |**v** Periodicals
667 __ |**a** Record generated for validation purposes.
670 __ |**a** Work cat.: Journal of mechanics in medicine and biology, c2001-
906 __ |**t** 8888 |**u** te00 |**v** 0
953 __ |**a** te00

Previous Next

Save, Print or Email Records (View Help)

Select Download Format: Text (Labelled Display) | Press to SAVE or PRINT

Email Text (Labelled Display) to: | Press to SEND EMAIL

Help - Search - Search History - Headings List - Start Over

Library of Congress
URL: https://www.loc.gov/

Mailing Address:
101 Independence Ave,
S.E.
Washington, DC 20540

Library of Congress Authorities
URL: http://authorities.loc.gov/
Library of Congress Online Catalog
URL: https://catalog.loc.gov/

Questions, comments, error reports: Contact Us

Attachment 35e

Case No.: IPR2023-00209
U.S. Patent No. 10,039,306

LC control no.: sh2003001133
LCCN Permalink: https://lccn.loc.gov/sh2003001133
HEADING: Tissue engineering

000 01235cz a2200301n 450
001 5954589
005 20120402083323.0
008 030527i| anannbabn |a ana
010 __ |**a** sh2003001133
035 __ |**a** (DLC)5954589
035 __ |**a** (DLC)sh2003001133
035 __ |**a** (DLC)301571
035 __ |**a** (DLC)7661041
035 __ |**a** (DLC)sp2003001133
035 __ |**a** (DLC)409785
040 __ |**a** DLC |**b** eng |**c** DLC |**d** ViU
053 _0 |**a** R857.T55
150 __ |**a** Tissue engineering
550 __ |**w** g |**a** Biomedical engineering
550 __ |**w** g |**a** Regenerative medicine
550 __ |**w** g |**a** Tissue culture
670 __ |**a** Work cat.: 2003049865: Saltzman, W.M. Tissue engineering : engineering principles for the design of replacement organs and tissues, 2004.
670 __ |**a** MESH |**b** (Tissue engineering: Generating tissue in vitro for clinical applications, such as replacing wounded tissues or impaired organs. A cell culture facility is required for cell harvest and expansion.)
670 __ |**a** Bioreactors for tissue engineering, 2005: |**b** p. vii (stem cells' application in many forms of regenerative medicine, including tissue engineering)
906 __ |**t** 0841 |**u** te04 |**v** 0
952 __ |**a** 0 bib. record(s) to be changed
952 __ |**a** LC pattern: Tissue expansion
953 __ |**a** jc02 |**b** ym20

Save, Print or Email Records (View Help)

Select Download Format: Text (Labelled Display) Press to SAVE or PRINT

Email Text (Labelled Display) to: Press to SEND EMAIL

Help - Search - Search History - Headings List - Start Over

Library of Congress
URL: https://www.loc.gov/

Mailing Address:
101 Independence Ave,
S.E.
Washington, DC 20540

Library of Congress Authorities
URL: http://authorities.loc.gov/
Library of Congress Online Catalog
URL: https://catalog.loc.gov/

Questions, comments, error reports: Contact Us

Attachment 35f

OCLC 30453761 **No holdings in XXX - 96 other holdings**

Continuing Resources

								Rec Stat		**Entered**	19940518	**Replaced**	20210421193932.3
Type	a	**ELvl**		**Srce**	c	**GPub**		**Ctrl**		**Lang**	eng		
BLvl	s	**Form**		**Conf**	0	**Freq**	b	**MRec**		**Ctry**	nyu		
S/L	0	**Orig**		**EntW**		**Regl**	r	**Alph**	a				
Desc	a	**SrTp**	p	**Cont**		**DtSt**	d	**Dates**	1995,	2007			

010 sn 94005129
040 NSD $b eng $c NSD $d OCL $d NSD $d CAS $d NLM $d EYM $d MYG $d NLM $d NSD $d CUS $d OCL $d MYG $d OCLCQ $d IXA $d CUS $d NLM $d NSD $d NLM $d PFM $d NSD $d OCLCQ $d GEBAY $d GBVCP $d UKMGB $d OCLCQ $d OCLCF $d OCLCO $d OCLCQ $d OCLCO $d DEHBZ $d OCLCO $d OCLCA $d PAU $d OCLCO
012 $i 9507 $k 1 $l 1 $m 0
015 018141013 $2 dnb
016 7 018141013 $2 DE-101
016 7 1310000-2 $2 DE-600
016 7 9505538 $2 DNLM
016 7 SR0081613 $2 DNLM
016 7 011137475 $2 Uk
019 1011864299 $a 1064814781 $a 1242803043 $a 1246535622
022 0 1076-3279 $l 1076-3279 $2 1
030 TIENFP
037 $b Mary Ann Liebert, Inc., 2 Madison Ave., Larchmont, NY 10538-1962
042 nsdp $a pcc
050 14 R857.T55 $b T577
060 00 W1 $b TI844
082 10 574 $2 12
090 $b
210 10 Tissue Eng $2 dnlm
210 0 Tissue eng.
222 0 Tissue engineering
245 00 Tissue engineering.
260 Larchmont, NY : $b Mary Ann Liebert, $c ©1995-
300 volumes : $b illustrations ; $c 28 cm
310 Bimonthly, $b 1999-
321 Quarterly, $b 1995-1998
336 text $b txt $2 rdacontent
337 unmediated $b n $2 rdamedia
338 volume $b nc $2 rdacarrier
362 0 Vol. 1, no. 1 (spring 1995)-v. 13, no. 12 (Dec. 2007).
510 2 Chemical abstracts $x 0009-2258
530 Also issued to subscribers via the World Wide Web.
580 Split into: Tissue engineering. Part A, Tissue engineering. Part B, Reviews, and: Tissue engineering. Part C, Methods.

588 Final issue consulted.
650 0 Tissue engineering $v Periodicals.
650 0 Biomedical materials $v Periodicals.
650 0 Biomedical engineering $v Periodicals.
650 0 Tissue culture $v Periodicals.
650 7 Biomedical engineering. $2 fast $0 (OCoLC)fst00832568
650 7 Biomedical materials. $2 fast $0 (OCoLC)fst00832586
650 7 Tissue culture. $2 fast $0 (OCoLC)fst01151481
650 7 Tissue engineering. $2 fast $0 (OCoLC)fst01151484
650 7 Biomaterial $2 gnd $0 (DE-588)4267769-5
650 7 Biokompatibilität $2 gnd $0 (DE-588)4221531-6
650 7 Zeitschrift $2 gnd $0 (DE-588)4067488-5
650 7 Künstliches Organ $2 gnd $0 (DE-588)4033452-1
650 7 Gewebe $2 gnd $0 (DE-588)4020840-0
650 7 Biomedizinische Technik $2 gnd $0 (DE-588)4006882-1
650 7 Tissue Engineering $2 gnd $0 (DE-588)4646061-5
650 07 Biomaterial. $2 swd
650 07 Biokompatibilität. $2 swd
650 07 Zeitschrift. $2 swd
650 07 Künstliches Organ. $2 swd
650 07 Gewebe. $2 swd
650 07 Biomedizinische Technik. $2 swd
650 07 Tissue Engineering. $2 swd
650 2 Biocompatible Materials. $0 (DNLM)D001672
650 2 Biomedical Engineering. $0 (DNLM)D001698
650 2 Tissue Engineering. $0 (DNLM)D023822
655 7 Periodicals. $2 fast $0 (OCoLC)fst01411641
655 2 Periodical. $0 (DNLM)D020492
776 1 $t Tissue engineering (Online) $x 1557-8690 $w (DLC) 2005214595 $w (OCoLC)45193934
776 08 $i Online version: $t Tissue engineering $w (OCoLC)726779107
785 16 $t Tissue engineering. Part A $x 1937-3341 $w (DLC) 2007213654 $w (OCoLC)156908427
785 16 $t Tissue engineering. Part B, Reviews $x 1937-3368 $w (DLC) 2007213656 $w (OCoLC)156908452
785 16 $t Tissue engineering. Part C, Methods $x 1937-3384 $w (DLC) 2007213658 $w (OCoLC)156908473
850 DNLM $a MiU
856 41 $z No longer valid as of May 29, 2008 $u http://www.catchword.com/nw=1/rpsv/cw/mal/10763279/contp1.htm
856 41 $z No longer valid as of May 29, 2008 $u http://www.catchword.com/rpsv/catchword/mal/10763279/contp1.htm
856 41 $u http://www-us.ebsco.com/online/direct.asp?JournalID=104740
856 41 $u http://firstsearch.oclc.org $z Address for accessing the journal using authorization number and password through OCLC FirstSearch Electronic Collections Online. Subscription to online journal required for access to abstracts and full text
856 41 $u http://firstsearch.oclc.org/journal=1076-3279;screen=info;ECOIP $z Address for accessing the journal from an authorized IP address through OCLC FirstSearch Electronic Collections Online. Subscription to online journal required for access to abstracts and full text

Attachment 35g

Case No.: IPR2023-00209
U.S. Patent No. 10,039,306

LC control no.: sh 85135588
LCCN Permalink: https://lccn.loc.gov/sh85135588
HEADING: Tissue culture

000 00456cz a2200181n 450
001 4784242
005 20120328081847.0
008 860211i| anannbabn |a ana
010 __ |**a** sh 85135588
035 __ |**a** (DLC)sh 85135588
035 __ |**a** (DLC)130927
040 __ |**a** DLC |**c** DLC |**d** DLC
150 __ |**a** Tissue culture
450 __ |**a** Tissues |**x** Cultures and culture media
550 __ |**w** g |**a** Cultures (Biology)
550 __ |**a** Organ culture
906 __ |**t** 9642 |**u** te04 |**v** 0
953 __ |**a** xx00 |**b** ta25

Save, Print or Email Records (View Help)

Select Download Format: Text (Labelled Display) Press to SAVE or PRINT

Email Text (Labelled Display) to: Press to SEND EMAIL

Library of Congress
URL: https://www.loc.gov/

Mailing Address:
101 Independence Ave,
S.E.
Washington, DC 20540

Library of Congress Authorities
URL: http://authorities.loc.gov/
Library of Congress Online Catalog
URL: https://catalog.loc.gov/

Questions, comments, error reports: Contact Us

Attachment 36a

Welcome, Guest. MU students, faculty and staff please login for full access.

Protein-protein interaction of soy protein isolate from extrusion processing [electronic resource] / by Angela Chiang.

Language: English

Authors: Chiang, Angela

Publication Information: Columbia, Mo. : University of Missouri-Columbia, 2007.

Publication Date: 2007

Publication Type: eBook

Document Type: eBook

Subject Terms:
Soy proteins
Starch
Extrusion process
Electronic dissertations

Abstract: Abstract: The effects of various extrusions on protein-protein interactions in soy protein isolate were investigated. Soy protein isolate and wheat starch at 9:1 ration were extruded at 35% and 60% moisture content and 124.2, 134 and 140.6ºC product temperature. Dead stop procedure and repeated extrusion were done with 60% moisture content and 124.2ºC product temperature. The protein solubility results show that although product temperatures did not cause significant difference on the amount of soluble proteins, samples between low moisture and high moisture extrusion did. The results of SEM, color analysis and protein solubility test suggested that the physical appearances and chemical bonds were affected by the second extrusion. In all extrusions and the dead stop procedure, the decrease in protein solubility after extrusion was due to the formation of the three

dimensional network of the soy protein isolate polypeptide chains. From all SDS-PAGE tests the results suggested that the extrusion of soy protein isolates modified very little at the molecular level and that the protein subunits did not have any structural changes.

Notes: Thesis advisor: Fu-Hung Hsieh.
Title from title screen of research.pdf file (viewed on May 11, 2009)
The entire dissertation/thesis text is included in the research.pdf file; the official abstract appears in the short.pdf file (which also appears in the research.pdf); a non-technical general description, or public abstract, appears in the public.pdf file.
M.S. University of Missouri-Columbia 2007.
Includes bibliographical references.
Mode of access: World Wide Web.

Other Authors: Hsieh, Fu-hung, thesis advisor

OCLC: 320770785

Online Access: Freely available online

Accession Number: mer.oai.edge.umsystem.folio.ebsco.com.fs00001083.5e5f9579.c795.5853.87f0.bbbb424c860a

Database: MU Libraries Catalog

Location	Call No.	Status
MU Online Library		Available

Similar Books

EBSCO Connect | Privacy Policy | A/B Testing | Terms of Use | Copyright | Cookie Policy | Contact Us

powered by EBSCO*host*

© 2022 EBSCO Industries, Inc. All rights reserved.

Attachment 36b

OCLC 320770785 **No holdings in XXX - 2 other holdings**

Books

								Rec Stat		Entered	200905 11	Replaced	20220928083508.9
Type	a	ELvl	3	Srce	d	Audn	f	Ctrl		Lang	eng		
BLvl	m	Form	o	Conf	0	Biog		MRec		Ctry	mou		
		Cont	bm	GPub		LitF	0	Indx	0				
Desc	a	Ills	a	Fest	0	DtSt	s	Dates	2007 ,				

007 c $b r $d m $e n
040 MUU $b eng $c MUU $d MUU $d OCLCQ $d OCLCF $d OCLCQ $d OCLCO $d OCLCQ
090 $b
100 1 Chiang, Angela.
245 10 Protein-protein interaction of soy protein isolate from extrusion processing / $c by Angela Chiang.
260 Columbia, Mo. : $b University of Missouri-Columbia, $c 2007.
336 text $b txt $2 rdacontent
337 computer $b c $2 rdamedia
338 online resource $b cr $2 rdacarrier
500 The entire dissertation/thesis text is included in the research.pdf file; the official abstract appears in the short.pdf file (which also appears in the research.pdf); a non-technical general description, or public abstract, appears in the public.pdf file.
538 Mode of access: World Wide Web.
500 Title from title screen of research.pdf file (viewed May 11, 2009).
500 Thesis advisor: Fu-Hung Hsieh.
502 $b M.S. $c University of Missouri-Columbia $d 2007
520 3 The effects of various extrusions on protein-protein interactions in soy protein isolate were investigated. Soy protein isolate and wheat starch at 9:1 ration were extruded at 35% and 60% moisture content and 124.2, 134 and 140.6°C product temperature. Dead stop procedure and repeated extrusion were done with 60% moisture content and 124.2°C product temperature. The protein solubility results show that although product temperatures did not cause significant difference on the amount of soluble proteins, samples between low moisture and high moisture extrusion did. The results of SEM, color analysis and protein solubility test suggested that the physical appearances and chemical bonds were affected by the second extrusion. In all extrusions and the dead stop procedure, the decrease in protein solubility after extrusion was due to the formation of the three dimensional network of the soy protein isolate polypeptide chains. From all SDS-PAGE tests the results suggested that the extrusion of soy protein isolates modified very little at the molecular level and that the protein subunits did not have any structural changes.
504 Includes bibliographical references.
650 0 Soy proteins.
650 0 Starch.
650 0 Extrusion process.
650 6 Protéines de soja. $0 (CaQQLa)201-0227080
650 6 Extrusion (Mécanique) $0 (CaQQLa)201-0062280
650 7 extrusion. $2 aat $0 (CStmoGRI)aat300053124
650 7 Extrusion process. $2 fast $0 (OCoLC)fst00919095

650 7 Soy proteins. $2 fast $0 (OCoLC)fst01127465
650 7 Starch. $2 fast $0 (OCoLC)fst01131597
655 2 Academic Dissertation $0 (DNLM)D019478
655 7 Academic theses. $2 fast $0 (OCoLC)fst01726453
655 7 Academic theses. $2 lcgft
655 7 Thèses et écrits académiques. $2 rvmgf $0 (CaQQLa)RVMGF-000001173
700 1 Hsieh, Fu-hung. $4 ths
856 40 $u http://hdl.handle.net/10355/5099 $z Freely available online

Attachment 36c

Case No.: IPR2023-00209
U.S. Patent No. 10,039,306

The Library of Congress

>> Go to Library of Congress Online Catalog

LIBRARY OF CONGRESS AUTHORITIES

The Library's Main Reading Room will close to researchers earlier than usual, at 5:00pm, on Thurs., Nov. 3. All other reading rooms will be open according to their daily schedules.

Help | New Search | Search History | Headings List | Start Over

Previous Next

MARC Display | Labelled Display

LC control no.: sh 91003350
LCCN Permalink: https://lccn.loc.gov/sh91003350
HEADING: Soy proteins

000 00777cz a2200229n 450
001 4838495
005 20120330074303.0
008 910710i| anannbabn |a ana
010 __ |**a** sh 91003350
035 __ |**a** (DLC)sh 91003350
035 __ |**a** (DLC)185180
040 __ |**a** DLC |**c** DLC |**d** DLC
150 __ |**a** Soy proteins
550 __ |**w** g |**a** Seed proteins
550 __ |**w** g |**a** Soybean products
670 __ |**a** Thes. for SOYA, 1986 |**b** (Soy proteins)
670 __ |**a** LC database, July 5, 1991 |**b** (soy protein)
670 __ |**a** Phone call to W. Shurtleff, July 5, 1991 |**b** (Soy proteins have both food and industrial uses; the most common form for food use is textured soy protein)
670 __ |**a** Kirk-Othmer encyc. chem.
906 __ |**t** 9902 |**u** te07 |**v** 1
952 __ |**a** Made for existing bibliographic records
953 __ |**a** fg04 |**b** ta25

Previous Next

Save, Print or Email Records (View Help)

Select Download Format: Text (Labelled Display) | Press to SAVE or PRINT

Email Text (Labelled Display) to:
Press to SEND EMAIL

Help - Search - Search History - Headings List - Start Over

Library of Congress
URL: https://www.loc.gov/

Mailing Address:
101 Independence Ave, S.E.
Washington, DC 20540

Library of Congress Authorities
URL: http://authorities.loc.gov/
Library of Congress Online Catalog
URL: https://catalog.loc.gov/

Questions, comments, error reports: Contact Us

Attachment 36d

LIBRARY OF CONGRESS AUTHORITIES

The Library's Main Reading Room will close to researchers earlier than usual, at 5:00pm, on Thurs., Nov. 3. All other reading rooms will be open according to their daily schedules.

LC control no.: sh 85127386
LCCN Permalink: https://lccn.loc.gov/sh85127386
HEADING: Starch

000 00808cz a2200301n 450
001 4776272
005 20120328080736.0
008 860211i| anannbabn |a ana
010 __ |**a** sh 85127386
035 __ |**a** (DLC)sh 85127386
035 __ |**a** (DLC)122957
040 __ |**a** DLC |**c** DLC |**d** DLC
053 _0 |**a** QK898.S67 |**c** Plant physiology
053 _0 |**a** QP702.S75 |**c** Biochemistry
053 _0 |**a** TP248.S7 |**c** Chemical technology
053 _0 |**a** TP415 |**b** TP416 |**c** Food technology
150 __ |**a** Starch
450 __ |**a** Amylum
450 __ |**a** Farinaceous products
450 __ |**a** Potato starch
450 __ |**a** Products, Farinaceous
550 __ |**w** g |**a** Glucans
670 __ |**a** Szejtl, J. Cyclodextrin technology, c1988.
670 __ |**a** MESH.
670 __ |**a** Merck.
906 __ |**t** 8833 |**u** fk04 |**v** 1
952 __ |**a** 0 bib. records to be changed
953 __ |**a** xx00 |**b** ff01

Save, Print or Email Records (View Help)

Select Download Format: Text (Labelled Display) Press to SAVE or PRINT

Email Text (Labelled Display) to: Press to SEND EMAIL

Help - Search - Search History - Headings List - Start Over

Library of Congress
URL: https://www.loc.gov/

Mailing Address:
101 Independence Ave,
S.E.
Washington, DC 20540

Library of Congress Authorities
URL: http://authorities.loc.gov/
Library of Congress Online Catalog
URL: https://catalog.loc.gov/

Questions, comments, error reports: Contact Us

Attachment 36e

Case No.: IPR2023-00209
U.S. Patent No. 10,039,306

The Library of Congress

>> Go to Library of Congress Online Catalog

LIBRARY OF CONGRESS AUTHORITIES

The Library's Main Reading Room will close to researchers earlier than usual, at 5:00pm, on Thurs., Nov. 3. All other reading rooms will be open according to their daily schedules.

Help | New Search | Search History | Headings List | Start Over

Previous Next

MARC Display | Labelled Display

LC control no.: sh 85046633
LCCN Permalink: https://lccn.loc.gov/sh85046633
HEADING: Extrusion process

000 00591cz a2200205n 450
001 4698394
005 20120323073454.0
008 860211i| anannbabn |b ana
010 __ |**a** sh 85046633
035 __ |**a** (DLC)sh 85046633
035 __ |**a** (DLC)45079
040 __ |**a** DLC |**c** DLC |**d** DLC
053 _0 |**a** TJ1450
150 __ |**a** Extrusion process
360 __ |**i** subdivision |**a** Extrusion |**i** under individual materials and types of materials, e.g. |**a** Metals--Extrusion
550 __ |**w** g |**a** High energy forming
550 __ |**w** g |**a** Manufacturing processes
550 __ |**w** g |**a** Power presses
906 __ |**t** 64-- |**u** ---- |**v** 0
953 __ |**a** xx00 |**b** ta25

Previous Next

Save, Print or Email Records (View Help)

Select Download Format: Text (Labelled Display) Press to SAVE or PRINT

Email Text (Labelled Display) to: Press to SEND EMAIL

Help - Search - Search History - Headings List - Start Over

Library of Congress
URL: https://www.loc.gov/

Mailing Address:
101 Independence Ave, S.E.
Washington, DC 20540

Library of Congress Authorities
URL: http://authorities.loc.gov/
Library of Congress Online Catalog
URL: https://catalog.loc.gov/

Questions, comments, error reports: Contact Us

Attachment 37a

Skip to main content

An official website of the United States government

Here's how you know

Here's how you know

Menu

- MARC Download

NLM MMS_ID 998836923406676

- Download MARCXML
- Download MARC21

LDR	01972cas a2200589 a 4500
001	998836923406676
005	20220629210146.0
007	cr|cnu||||||||
008	990408c19999999enkmr p 0 0eng d
010	__ | ‡**a** sn 99030994
022	__ | ‡**a** 1462-2912‡**l** 1462-2912‡**9** PY‡**7** (Print)
022	__ | ‡**a** 1462-2920‡**9** EN‡**7** (Electronic)
030	__ | ‡**a** ENMIFM
035	__ | ‡**9** 100883692
040	__ | ‡**a** CUV‡**c** CUV‡**d** GUA‡**d** OCL‡**d** CAS
041	0_ | ‡**a** eng
042	__ | ‡**a** lcd‡**a** nlmcopyc
044	__ | ‡**9** England
050	14 | ‡**a** QR100‡**b** .E582
060	00 | ‡**a** W1‡**b** EN984UM
210	10 | ‡**a** Environ Microbiol‡**2** DNLM
245	00 | ‡**a** Environmental microbiology.
260	__ | ‡**a** Oxford :‡**b** Blackwell Science,‡**c** 1999-
300	__ | ‡**a** v. :‡**b** ill. ;‡**c** 28 cm.
310	__ | ‡**a** Twelve no. a year‡**b** 2001-
321	__ | ‡**a** Bimonthly‡**b** 1999-2000
336	__ | ‡**a** text‡**b** txt‡**2** rdacontent

337 __ | ‡**a** unmediated‡**b** n‡**2** rdamedia
338 __ | ‡**a** volume‡**b** nc‡**2** rdacarrier
362 0_ | ‡**a** Vol. 1, no. 1 (Feb. 1999)-
500 __ | ‡**a** Title from cover.
510 1_ | ‡**9** 1‡**a** MEDLINE‡**b** v1n1, Feb. 1999-
510 0_ | ‡**9** 1‡**a** PubMed‡**b** v1n1, Feb. 1999-
510 1_ | ‡**a** Index medicus
530 __ | ‡**a** Also issued online.
583 __ | ‡**3** v. 1, no. 1 (1999)‡**c** 20001127‡**f** Notice published‡**l** Printed on acid-free paper that meets the full ANSI standard for Permanent Paper
650 12 | ‡**a** Environmental Microbiology
655 _2 | ‡**a** Periodical
772 0_ | ‡**t** Environmental microbiology reports‡**x** 1758-2229‡**w** (OCoLC)422977816‡**w** (DNLM)101499207
856 4_ | ‡**u** http://onlinelibrary.wiley.com/journal/10.1111/(ISSN)1462-2920
911 __ | ‡**a** Electronic and print, print canceled 2017
914 __ | ‡**a** Portico‡**b** Current to 2022 as of 20220627‡**c** ISSN_14622912
935 __ | ‡**a** (DNLM)883692-nlmdb
936 __ | ‡**a** Vol. 1, no. 4 (Aug. 1999) LIC
992 __ | ‡**p** P2‡**e** EF‡**a** 20000525
993 __ | ‡**a** HPN‡**b** 20000609
994 __ | ‡**a** CDN‡**b** 20000609
995 __ | ‡**a** AUTH‡**b** 20000614‡**c** REV‡**d** 20220629
996 __ | ‡**a** CONSER‡**b** 20000101
998 __ | ‡**a** ERMSLC 108652‡**b** 20080708
999 __ | ‡**a** AUTH
035 __ | ‡**a** (OCoLC)41134376

Follow NLM

•

•

•

National Library of Medicine
8600 Rockville Pike
Bethesda, MD 20894

Web Policies
FOIA
HHS Vulnerability Disclosure

NLM Support Center
Accessibility
Careers

NLM | NIH | HHS | USA.gov

Attachment 37b

National Library of Medicine

Environmental Microbiology MeSH Descriptor Data 2022

Details | Qualifiers | MeSH Tree Structures | Concepts

MeSH Heading	Environmental Microbiology
Tree Number(s)	H01.158.273.540.274 N06.850.425
Unique ID	D004783
RDF Unique Identifier	http://id.nlm.nih.gov/mesh/D004783
Annotation	general or unspecified; prefer specifics
Scope Note	The study of microorganisms living in a variety of environments (air, soil, water, etc.) and their pathogenic relationship to other organisms including man.
Entry Version	ENVIR MICROBIOL
Entry Term(s)	Microbiology, Environmental
NLM Classification #	QW 55
Public MeSH Note	85
History Note	85; was NON MESH before 1985
Date Established	1985/01/01
Date of Entry	1999/01/01
Revision Date	2019/05/24

page delivered in 0.153s

Connect with NLM

National Library of Medicine
8600 Rockville Pike
Bethesda, MD 20894

Web Policies
FOIA
HHS Vulnerability Disclosure

NLM Support Center
Accessibility
Careers

Attachment 37c

OCLC 41134376 **No holdings in XXX - 104 other holdings**

Continuing Resources

								Rec Stat		**Entered**	19990408	**Replaced**	20220219120411.3
Type	a	**ELvl**		**Srce**	c	**GPub**		**Ctrl**		**Lang**	eng		
BLvl	s	**Form**		**Conf**	0	**Freq**	m	**MRec**		**Ctry**	enk		
S/L	0	**Orig**		**EntW**		**Regl**	r	**Alph**					
Desc	a	**SrTp**	p	**Cont**		**DtSt**	c	**Dates**	1999	,	9999		

010 sn 99030994
040 CUV $b eng $c CUV $d GUA $d OCL $d CAS $d NLM $d MYG $d NLM $d DLC $d IUL $d DLC $d OCLCQ $d WAU $d NLGGC $d OCLCQ $d CLU $d UKMGB $d OCLCF $d OCLCQ $d CAI $d OCLCO $d OCLCA $d OCLCO
012 $i 9906
015 GB9949011 $2 bnb
016 7 100883692 $2 DNLM
016 7 007076025 $2 Uk
019 1000794907 $a 1065210622
022 1462-2912 $l 1462-2912 $2 2
030 ENMIFM
042 pcc
050 00 QR100 $b .E582
060 00 W1 $b EN984UM
082 04 579.175 $2 21
090 $b
210 10 Environ Microbiol $2 dnlm
210 0 Environ. microbiol. $b (Print)
222 0 Environmental microbiology $b (Print)
245 00 Environmental microbiology.
260 Oxford : $b Blackwell Science, $c 1999-
300 volumes : $b illustrations ; $c 28 cm
310 Monthly, $b <May 2001-
321 Bimonthly, $b <Feb. 1999-
336 text $b txt $2 rdacontent
337 unmediated $b n $2 rdamedia
338 volume $b nc $2 rdacarrier
362 0 Vol. 1, no. 1 (Feb. 1999)-
500 Title from cover.
510 0 Chemical abstracts $x 0009-2258
550 Published by Blackwell for the Society for Applied Microbiology, <May 2001-
588 Latest issue consulted: Vol. 12, issue 11 (Nov. 2010).
650 0 Microbial ecology $v Periodicals.
650 0 Microbial ecology.
650 12 Environmental Microbiology $0 (DNLM)D004783
650 6 Écologie microbienne $0 (CaQQLa)201-0009158 $v Périodiques. $0 (CaQQLa)201-0378307
650 6 Écologie microbienne. $0 (CaQQLa)201-0009158

650 7 Microbial ecology. $2 fast $0 (OCoLC)fst01019484
650 17 Micro-organismen. $2 gtt
650 17 Ecologie. $2 gtt
655 2 Periodical $0 (DNLM)D020492
655 7 Periodicals. $2 fast $0 (OCoLC)fst01411641
710 2 Society for Applied Microbiology.
776 08 $i Online version: $t Environmental microbiology (Online) $x 1462-2920 $w (DLC) 00242312 $w (OCoLC)45260595
850 DLC $a DNLM $a GU
856 41 $3 Journal homepage (includes free access to tables of contents and abstracts) $u http://www.blackwell-science.com/emi
856 41 $u http://firstsearch.oclc.org $z Address for accessing the journal using authorization number and password through OCLC FirstSearch Electronic Collections Online. Subscription to online journal required for access to abstracts and full text
856 41 $u http://firstsearch.oclc.org/journal=1462-2912;screen=info;ECOIP $z Address for accessing the journal from an authorized IP address through OCLC FirstSearch Electronic Collections Online. Subscription to online journal required for access to abstracts and full text
856 41 $u http://www.blackwell-synergy.com/issuelist.asp?journal=emi

Attachment 37d

Case No.: IPR2023-00209
U.S. Patent No. 10,039,306

The Library of Congress

>> Go to Library of Congress Online Catalog

LIBRARY OF CONGRESS AUTHORITIES

The Library's Main Reading Room will close to researchers earlier than usual, at 5:00pm, on Thurs., Nov. 3. All other reading rooms will be open according to their daily schedules.

Help | New Search | Search History | Headings List | Start Over

Previous Next

MARC Display | Labelled Display

LC control no.: sh 85084757
LCCN Permalink: https://lccn.loc.gov/sh85084757
HEADING: Microbial ecology

000 00576cz a2200217n 450
001 4735208
005 20120327093807.0
008 860211i| anannbabn |a ana
010 __ |**a** sh 85084757
035 __ |**a** (DLC)sh 85084757
035 __ |**a** (DLC)81893
040 __ |**a** DLC |**c** DLC |**d** DLC
053 _0 |**a** QR100 |**b** QR129
150 __ |**a** Microbial ecology
450 __ |**a** Environmental microbiology
450 __ |**a** Microorganisms |**x** Ecology
550 __ |**w** g |**a** Ecology
550 __ |**w** g |**a** Microbiology
670 __ |**a** LC data base, 2/4/93 |**b** (Environmental microbiology)
906 __ |**t** 9310 |**u** te04 |**v** 0
953 __ |**a** xx00 |**b** jc01

Previous Next

Save, Print or Email Records (View Help)

Select Download Format: Text (Labelled Display) | Press to SAVE or PRINT

Email Text (Labelled Display) to: | Press to SEND EMAIL

Help - Search - Search History - Headings List - Start Over

Library of Congress
URL: https://www.loc.gov/

Mailing Address:
101 Independence Ave, S.E.
Washington, DC 20540

Library of Congress Authorities
URL: http://authorities.loc.gov/
Library of Congress Online Catalog
URL: https://catalog.loc.gov/

Questions, comments, error reports: Contact Us

Attachment 38a

Case No.: IPR2023-00209
U.S. Patent No. 10,039,306

Advertisement

International Journal of Food Science & Technology / Volume 44, Issue 9 / p. 1705-1712

Effect of substitution of soy protein isolate on aroma volatiles, chemical composition and sensory quality of wheat cookies

Sobhy M. Mohsen, Hoda H. M. Fadel, M. A. Bekhit, Amr E. Edris, Mohamad Y. S. Ahmed

First published: 10 August 2009
https://doi.org/10.1111/j.1365-2621.2009.01978.x
Citations: 48

Read the full text > About

Summary

Wheat flour was substituted with soy protein isolate (SPI) at levels of 0–20% and its effect on aroma volatiles and quality of cookies was evaluated. The chemical analysis showed that the moisture and protein content increased gradually by increasing the added levels of SPI whereas the carbohydrate and fat levels showed the opposite trend. The sensory characteristics, aroma, taste, crispiness and overall acceptability showed significant ($P < 0.05$) increase of up to 10% SPI substitution compared with cookies free of SPI. The gas chromatographic-mass spectrometric (GC-MS) analysis of aroma volatiles revealed that the sample containing 10% SPI had the highest yield (13.57%) of pyranones, the key odourants of cookies. The results of GC-MS analysis were consistent with those of the aroma sensory analysis of cookies during storage.

Citing Literature

Supporting Information

Download PDF

© 2022 Institute of Food Science & Technology

About Wiley Online Library

Privacy Policy
Terms of Use
About Cookies
Manage Cookies
Accessibility
Wiley Research DE&I Statement and Publishing Policies

Help & Support

Contact Us
Training and Support
DMCA & Reporting Piracy

Opportunities

Subscription Agents
Advertisers & Corporate Partners

Connect with Wiley

The Wiley Network
Wiley Press Room

Copyright © 1999-2022 John Wiley & Sons, Inc. All rights reserved

Attachment 38b

```
001    99954925574952
005    20220602134811.0
006    m     o  d
007    cr#|||||||||||
008    990820c19879999enkbx pso     0    0eng c
010    ##$a  2004233463
016    7#$a2016518-3 $2DE-600
022    ##$a1365-2621
023    ##$a09505423
035    ##$a(OCoLC)42201700
035    ##$a(CKB)954925574952
035    ##$a(CONSER)  2004233463
035    ##$a(DE-599)ZDB2016518-3
042    ##$apcc
050    14$aTX341
082    04$a664.005
130    0#$aInternational journal of food science & technology
(Online)
245    10$aInternational journal of food science & technology
260    ##$a[Oxford] : $bBlackwell Science Ltd.
310    ##$aEight no. a year, $b2001-
321    ##$aBimonthly, $b<1996>-2000
362    1#$aPrint began with vol. 22, no. 1 (Feb. 1987).
538    ##$aMode of access: World Wide Web.
550    ##$aPublished for the Institute of Food Science & Technology.
588    ##$aDescription based on: Vol. 31, issue 1 (Feb. 1996); title
from contents screen (Synergy, viewed Apr. 13, 2004).
588    ##$aLatest issue consulted: Vol. 39, issue 4 (Apr. 2004),
viewed Apr. 13, 2004.
500    ##$aRefereed/Peer-reviewed
650    #0$aFood industry and trade $vPeriodicals.
650    17$aScience de l'alimentation. $2rasuqam
655    #7$aPériodique électronique (Descripteur de forme) $2rasuqam
655    #7$aRessource Internet (Descripteur de forme) $2rasuqam
710    2#$aInstitute of Food Science and Technology (Great Britain)
780    00$tJournal of Food Technology $w(CKB)954928493389
$w(DLC)66009908
776    ##$x0950-5423
906    ##$aJOURNAL
```

Attachment 38c

Case No.: IPR2023-00209
U.S. Patent No. 10,039,306

LIBRARY | CATALOG

1 of 1

PERIODICAL OR NEWSPAPER

Journal of food technology

Full Record **MARC Tags**

000		03100cas a2200649 a 4500
001		11158944
005		20220220065916.0
008		751101d19661986enkbr p 0 a0eng c
010	__	**|a** 66009908 **|z** sn 80011659
016	7_	**|a** 011451246 **|2** DE-101
016	7_	**|a** 240688-3 **|2** DE-600
016	7_	**|a** 9881249 **|2** DNLM
016	7_	**|a** SR0053051 **|2** DNLM
016	7_	**|a** 010489635 **|2** Uk
022	0_	**|a** 0022-1163 **|l** 0022-1163 **|2** 2
030	__	**|a** JFOTAP
032	__	**|a** 000143 **|b** USPS
035	__	**|a** (OCoLC)ocm01754594
040	__	**|a** MUL **|b** eng **|c** MUL **|d** NSD **|d** IUL **|d** SER **|d** DLC **|d** AIP **|d** DLC **|d** NSD **|d** NST **|d** NSD **|d** NST **|d** HUL **|d** NST **|d** OCL **|d** AGL **|d** IUL **|d** NST **|d** NLM **|d** OCLCQ **|d** CDS **|d** OCLCQ **|d** HEBIS **|d** DEBBG **|d** GBVCP **|d** CNMBL **|d** UKMGB **|d** MYG **|d** OCLCF **|d** OCLCO **|d** OCLCA **|d** OCLCQ **|d** OCLCO **|d** OCLCQ **|d** IUL **|d** UKNRU **|d** OCLCQ **|d** OCLCO
042	__	**|a** nsdp **|a** pcc
050	00	**|a** TX341 **|b** .J583
070	0_	**|a** TP368.J6
082	04	**|a** 664/.005 **|2** 19
210	0_	**|a** J. Food Technol.

222	_0	|**a** Journal of Food Technology
245	00	|**a** Journal of food technology.
260	__	|**a** Oxford [England] : |**b** Published for the Institute of Food Science and Technology (U.K.) by Blackwell Scientific Publications, |**c** [1966]-©1986.
300	__	|**a** 21 volumes : |**b** illustrations ; |**c** 25 cm
310	__	|**a** Bimonthly, |**b** 1975-1986
321	__	|**a** Quarterly, |**b** 1966-1974
336	__	|**a** text |**b** txt |**2** rdacontent
337	__	|**a** unmediated |**b** n |**2** rdamedia
338	__	|**a** volume |**b** nc |**2** rdacarrier
362	0_	|**a** Vol. 1, no. 1 (Mar. 1966)-v. 21, no. 6 (Dec. 1986).
510	2_	|**a** Chemical abstracts |**x** 0009-2258 |**b** 1966-1986
580	__	|**a** Prior to 1968 had a separately published section: Institute of Food Science and Technology (U.K.). Proceedings - Institute of Food Science and Technology (U.K.).
590	__	|**a** SERBIB/SERLOC merged record
650	_0	|**a** Food industry and trade |**v** Periodicals.
650	_0	|**a** Food industry and trade |**x** Periodicals.
650	_6	|**a** Aliments |**x** Industrie et commerce |**x** Périodiques.
650	_7	|**a** Food industry and trade. |**2** fast |**0** (OCoLC)fst00930843
650	_7	|**a** Lebensmitteltechnologie |**2** gnd
653	__	|**a** Nutrition
655	_4	|**a** Zeitschrift.
655	_7	|**a** Periodicals. |**2** fast |**0** (OCoLC)fst01411641
710	2_	|**a** Institute of Food Science and Technology (Great Britain), |**e** issuing body.
776	08	|**i** Online version: |**t** Journal of food technology |**w** (OCoLC)565396102
785	00	|**t** International journal of food science & technology |**x** 0950-5423 |**w** (DLC) 87640710 |**w** (OCoLC)15324897
785	11	|**a** Institute of Food Science and Technology (U.K.). |**t** Proceedings - Institute of Food Science and Technology (U.K.) |**x** 0144-1493 |**w** (DLC)sc 79002883 |**w** (OCoLC)1132519
850	__	|**a** ArU |**a** DLC |**a** DNAL |**a** ICU |**a** IaU |**a** InU |**a** MBCo |**a** MdU |**a** MnSU |**a** NN |**a** NcRS |**a** NjR |**a** OU |**a** TxHMC |**a** ULA |**a** ViBlbV
859	41	|**u** http://onlinelibrary.wiley.com/journal/10.1111/(ISSN)1365-2621 |**z** On website of later title
890	__	|**a** Journal of; food technology. (Institute of Food Science and Technology (U.K.) Oxford. 1966- . |**i** 66-9908//r84
906	__	|**a** 7 |**b** cbc |**c** serials |**d** 3 |**e** ncip |**f** 19 |**g** n-oclcserc
920	__	|**a** Keep 1
991	__	|**b** c-GenColl |**h** TX341 |**i** .J583 |**w** SERIALS

991	__	|**b** c-GenColl |**h** TX341 |**i** .J583 |**p** 00022590613 |**t** Copy 1 |**v** 21:1-6 * 8888 |**w** CCF
992	__	|**b** SER |**w** SERLOC

Request this Item | LC Find It

Item Availability

CALL NUMBER	TX341 .J583 Set 1
Request in	Jefferson or Adams Building Reading Rooms
Status	Not Charged
Older receipts	v.1-v.21 (1966-1986) Bound volumes: Inventory in progress

Attachment 39a

ScienceDirect

Microencapsulation in the Food Industry
A Practical Implementation Guide

2014, Pages 227-239

Chapter 20 - Gelatin and Other Proteins for Microencapsulation

Yang Meng, Sylvie Cloutier

DSM Nutritional Products, Dartmouth, Nova Scotia, Canada

Available online 4 July 2014.

Show less

Outline | Share Cite

https://doi.org/10.1016/B978-0-12-404568-2.00020-0 Get rights and content

As nutritious food ingredients, gelatin, soy protein, corn zein, and pea protein have many superior properties making them good and widely used microencapsulation shell materials in food industry. In this chapter, the chemical structures, microencapsulation related properties, such as emulsifying property, film-forming property, gelation property, barrier property, and so on, and the commonly used microencapsulation techniques, such as spray drying, coacervation, gelation, and so on, are reviewed for each protein.

Previous Next

Keywords

Gelatin; soy protein; corn zein; pea protein; microencapsulation; spray drying; coacervation; gelation; emulsifying; film forming; oxygen barrier; bloom

Recommended articles

Cited by (0)

Copyright © 2014 Elsevier Inc. All rights reserved.

Copyright © 2022 Elsevier B.V. or its licensors or contributors.
ScienceDirect® is a registered trademark of Elsevier B.V.

Attachment 39b

Case No.: IPR2023-00209
U.S. Patent No. 10,039,306

Welcome, Guest. Sign in to your institution for full access to your library's resources.

MARQCAT plus

Microencapsulation in the food industry : a practical implementation guide / edited by Anilkumar G. Gaonkar ... [and three others]



Language:	English
Publication Information:	Amsterdam : Elsevier Academic Press, 2014.
Publication Date:	2014
Online Access:	Online Access Note: CONNECT to EBSCO Academic Collection version online
Physical Description:	xx, 569 pages : illustrations ; 29 cm.
Series:	EBSCO Academic Collection
Publication Type:	Book; eBook
Document Type:	Bibliographies; Non-fiction
Subject Terms:	**Microencapsulation** **Food industry** and trade

Abstract: Summary: **Microencapsulation** is being used to deliver everything from improved nutrition to unique consumer sensory experiences. It's rapidly becoming one of **the** most important opportunities for expanding brand potential. **Microencapsulation in the Food Industry**: A Practical Implementation Guide is written for those who see **the** potential benefit of using

microencapsulation but need practical insight into using **the** technology. With coverage of **the** process technologies, materials, testing, regulatory and even economic insights, this book presents **the** key considerations for putting **microencapsulation** to work. Application examples as well as online access to published and issued patents provide information on freedom to operate, building an intellectual property portfolio, and leveraging ability into potential **in** licensing patents to create produce pipeline. This book bridges **the** gap between fundamental research and application by combining **the** knowledge of new and novel processing techniques, materials and selection, regulatory concerns, testing and evaluation of materials, and application-specific uses of **microencapsulation**.

Notes: Includes bibliographical references and index.
Unlimited simultaneous user license.

Other Authors: Gaonkar, Anilkumar G., 1954-, editor

ISBN: 9780124047358
0124047351
0124045685
9780124045682

LCCN: 2015431648

Accession Number: mul.b3705893

Database: Marquette University Library Catalog

Location	Call No.	Status
MEMORIAL LEVEL 5	TP371 .M53 2014 Map It	AVAILABLE Request It

Similar Books

Useful Links

Ask a Librarian

Ask a Law Librarian

Items not at MU Libraries

Off campus access

Research consultations

EBSCO Connect | Privacy Policy | A/B Testing | Terms of Use | Copyright | Cookie Policy | Contact Us

powered by EBSCO*host*

© 2022 EBSCO Industries, Inc. All rights reserved.

Attachment 39c

OCLC 875239445 **No holdings in XXX - 20 other holdings**

Books

								Rec Stat		**Entered**	20160808	**Replaced**	20220417134821.4
Type	a	**ELvl**	7	**Srce**	d	**Audn**		**Ctrl**		**Lang**	eng		
BLvl	m	**Form**		**Conf**	0	**Biog**		**MRec**		**Ctry**	ne		
		Cont	b	**GPub**		**LitF**	0	**Indx**	1				
Desc	i	**Ills**	a	**Fest**	0	**DtSt**	s	**Dates**	2014,				

010 2015431648
040 YDXCP $b eng $e rda $c DLC $d YDXCP $d BTCTA $d CDX $d OCLCF $d LTSCA $d THCMU $d BDX $d TXI $d OCLCQ $d OCLCA $d U3G $d OCLCO
019 875256222
020 0124045685
020 9780124045682
042 lccopycat
050 00 TP371 $b .M53 2014
082 04 664/.02 $2 23
090 $b
245 00 Microencapsulation in the food industry : $b a practical implementation guide / $c edited by Anilkumar G. Gaonkar ... [and three others].
264 1 Amsterdam : $b Elsevier Academic Press, $c 2014.
300 xx, 569 pages : $b illustrations ; $c 29 cm
336 text $b txt $2 rdacontent
337 unmediated $b n $2 rdamedia
338 volume $b nc $2 rdacarrier
504 Includes bibliographical references and index.
520 Microencapsulation is being used to deliver everything from improved nutrition to unique consumer sensory experiences. It's rapidly becoming one of the most important opportunities for expanding brand potential. Microencapsulation in the Food Industry: A Practical Implementation Guide is written for those who see the potential benefit of using microencapsulation but need practical insight into using the technology. With coverage of the process technologies, materials, testing, regulatory and even economic insights, this book presents the key considerations for putting microencapsulation to work. Application examples as well as online access to published and issued patents provide information on freedom to operate, building an intellectual property portfolio, and leveraging ability into potential in licensing patents to create produce pipeline. This book bridges the gap between fundamental research and application by combining the knowledge of new and novel processing techniques, materials and selection, regulatory concerns, testing and evaluation of materials, and application-specific uses of microencapsulation.
505 00 Machine generated contents note: $g pt. I $t Introduction -- $g 1. $t Introduction to Microencapsulation and Controlled Delivery in Foods / $r Anilkumar G. Gaonkar -- $g 1.1. $t Introduction -- $g 1.2. $t Microencapsulation defined -- $g 1.3. $t Reasons for microencapsulation -- $g 1.4. $t Types of microcapsules -- $g 1.5. $t Historical account of microencapsulation -- $g 1.6. $t Materials used for microencapsulation purposes -- $g 1.7. $t Microencapsulation techniques used within the food industry -- $g 1.8. $t Trends in microencapsulation -- $g 1.9. $t Challenges in microencapsulation of food ingredients -- $g 1.10. $t The future of microencapsulation of food

ingredients -- $t References -- $g pt. II $t Concept of Microencapsulation -- $g 2. $t Factors and Mechanisms in Microencapsulation / $r Niraj Vasisht -- $g 2.1. $t Introduction -- $g 2.2. $t Structural design of the microcapsule -- $g 2.3. $t Microcapsule or microsphere type -- $g 2.4. $t Microcapsule size, shape, and payload -- $g 2.5. $t Physicochemical factors -- $g 2.6. $t Mechanism of diffusion -- $g 2.7. $t Conclusion -- $t References -- $g 3. $t Applications of Mass and Heat Transfer in Microencapsulation Processes / $r Niraj Vasisht -- $g 3.1. $t Introduction -- $g 3.2. $t Mechanism of diffusion -- $g 3.3. $t Zero order or pseudo-zero order diffusion model -- $g 3.4. $t Fickian diffusion model -- $g 3.5. $t First order diffusion model -- $g 3.6. $t Conclusion -- $t References -- $g pt. III $t Process Technologies in Microencapsulation -- $g 4. $t Overview of Microencapsulation Process Technologies / $r James Oxley -- $g 4.1. $t Introduction -- $g 4.2. $t Process components -- $g 4.3. $t Processes -- $g 4.4. $t Comparisons -- $g 4.5. $t Emerging processes and trends' -- $g 4.6. $t Process selection -- $t References -- $g 5. $t Atomization and Spray-Drying Processes / $r Irwin C. Jacobs -- $g 5.1. $t Introduction -- $g 5.2. $t Atomization -- $g 5.3. $t Drying configurations -- $g 5.4. $t Operational practice -- $g 5.5. $t Feed preparation -- $g 5.6. $t Recent advances in atomization and spray-drying processes -- $g 5.7. $t Conclusion -- $t References -- $g 6. $t New Advances in Spray-Drying Processes / $r Jakob Sloth -- $g 6.1. $t Introduction -- $g 6.2. $t Technologies -- $g 6.3. $t Computational optimization -- $g 6.4. $t Analyzing the drying process of a droplet -- $g 6.5. $t Drying kinetics as input for computational fluid dynamics -- $g 6.6. $t Conclusion -- $t References -- $g 7. $t Fluid Bed Coating-Based Microencapsulation / $r Charles Frey -- $g 7.1. $t Introduction -- $g 7.2. $t Wurster (bottom spray) fluid bed coating -- $g 7.3. $t Top-spray granulation -- $g 7.4. $t Rotary tangential spray granulation -- $g 7.5. $t Static tangential spray granulation -- $g 7.6. $t Discussion -- $g 7.7. $t Formulation considerations -- $g 7.8. $t Conclusion -- $t References -- $g 8. $t Extrusion-Based Microencapsulation for the Food Industry / $r Martin Schaefer -- $g 8.1. $t Introduction -- $g 8.2. $t Evolution of extrusion technology -- $g 8.3. $t Conclusion -- $t References -- $g 9. $t Spheronization, Granulation, Pelletization, and Agglomeration Processes / $r Michael Jacob -- $g 9.1. $t Introduction -- $g 9.2. $t Basic equipment -- $g 9.3. $t Batch fluidized beds for drying, agglomeration, and coating -- $g 9.4. $t Continuous fluidized beds for drying, agglomeration, spray granulation, and coating -- $g 9.5. $t ProCell type of continuous spouted beds for drying, agglomeration, spray granulation, and coating -- $g 9.6. $t Technical options for pelletization -- $g 9.7. $t Technical options for high-shear granulation -- $g 9.8. $t Technical options for extrusion -- $g 9.9. $t Application case studies -- $g 9.10. $t Formulation of enzymes -- $g 9.11. $t Formulation of vitamins -- $g 9.12. $t Encapsulation of volatile ingredients -- $g 9.13. $t Conclusion -- $t References -- $g 10. $t Annular Jet-Based Processes / $r Thorsten Brandau -- $g 10.1. $t Introduction -- $g 10.2. $t Process technologies -- $g 10.3. $t Equipment -- $g 10.4. $t Materials -- $g 10.5. $t Conclusion -- $t References -- $g 11. $t Monodispersed Microencapsulation Technology / $r Milind Singh -- $g 11.1. $t Introduction -- $g 11.2. $t Monodisperse particle fabrication technologies -- $g 11.3. $t Conclusion -- $t References -- $g 12. $t Coacervation Processes / $r Wei Zhang -- $g 12.1. $t Introduction -- $g 12.2. $t Selection of wall materials -- $g 12.3. $t Coacervation encapsulation processes -- $g 12.4. $t Parameters influencing the formation of coacervates -- $g 12.5. $t Evaluation of coacervates -- $g 12.6. $t Stability, controlled release, and bioavailability -- $g 12.7. $t Conclusion -- $t References -- $g 13. $t Application of Liposomes in the Food Industry / $r Karim Tallua -- $g 13.1. $t Introduction -- $g 13.2. $t What are liposomes? -- $g 13.3. $t Liposome stability -- $g 13.4. $t Conclusion -- $t References -- $g 14. $t Nanoencapsulation in the Food Industry: Technology of the Future / $r Niraj Vasisht -- $g 14.1. $t Introduction -- $g 14.2. $t Technology advantages -- $g 14.3. $t Classification of nanoencapsulated systems -- $g 14.4. $t Liquid -- liquid systems -- $g 14.5. $t Microemulsions -- $g 14.6. $t Nanoemulsions -- $g 14.7. $t Liposomes -- $g 14.8. $t Solid -- lipid nanoparticles -- $g 14.9. $t Solid -- solid systems -- $g 14.10. $t Nanofibers -- $g 14.11. $t Conclusion -- $t References -- $g 15. $t Aqueous Two-Phase Systems for Microencapsulation in Food Applications / $r Anna Millqvist-Fureby -- $g 15.1. $t Introduction -- $g 15.2. $t Encapsulation in films, gels, and dispersed gel particles -- $g 15.3. $t Encapsulation in particulate systems -- $g 15.4. $t

Conclusion -- $t References -- $g pt. IV $t Materials Used in Microencapsulation -- $g 16. $t Selection of Materials for Microencapsulation -- $t Niraj Vasisht -- $g 16.1. $t Introduction -- $g 16.2. $t Morphological design -- $g 16.3. $t Material selection -- $g 16.4. $t Hydrophilic materials -- $g 16.5. $t Hydrophobic materials -- $g 16.6. $t Conclusion -- $t References -- $g 17. $t Cellulose Polymers in Microencapsulation of Food Additives / $r Dave Wallick -- $t 17A Introduction -- $g 17.2. $t Properties of cellulosic polymers -- $g 17.3. $t Applications of cellulosic polymers in microencapsulation -- $g 17.4. $t Process considerations using cellulosic polymers -- $t References -- $g 18. $t The Use of Starch-Based Materials for Microencapsulation / $r Jason Z. Li -- $g 18.1. $t Introduction -- $g 18.2. $t Starch and starch modifications -- $g 18.3. $t Characteristics of OSA starches -- $g 18.4. $t Using modified starches for microencapsulation -- $g 18.5. $t Conclusion -- $t Acknowledgments -- $t References -- $g 19. $t Use of Milk Proteins for Encapsulation of Food Ingredients / $r Christine Maree Oliver -- $g 19.1. $t Introduction -- $g 19.2. $t Milk proteins and their function in encapsulation -- $g 19.3. $t Encapsulation systems using caseins and whey proteins -- $g 19.4. $t Milk proteins in combination with other materials as the encapsulating matrix -- $g 19.5. $t Patent-based strategies -- $g 19.6. $t Conclusion -- $t References -- $g 20. $t Gelatin and Other Proteins for Microencapsulation / $r Sylvie Cloutier -- $g 20.1. $t Introduction -- $g 20.2. $t Gelatin -- $g 20.3. $t Soy protein -- $g 20.4. $t Zein protein -- $g 20.5. $t Pea protein -- $g 20.6. $t Conclusion -- $t References -- $g 21. $t Hydrocolloids and Gums as Encapsulating Agents / $r Erin Burnside -- $g 21.1. $t Introduction -- $g 21.2. $t Materials -- $g 21.3. $t Applications -- $g 21.4. $t Conclusion -- $t References -- $g 22. $t Fats and Waxes in Microencapsulation of Food Ingredients / $r Farah Jean-Jacques Toublan -- $g 22.1. $t Introduction -- $g 22.2. $t Structural diversity in lipids -- $g 22.3. $t Physicochemical properties of lipids -- $g 22.4. $t Lipids in microencapsulation applications -- $g 22.5. $t Conclusion -- $t References -- $g 23. $t Yeast Cells and Yeast-Based Materials for Microencapsulation / $r Spyros J. Konteles -- $g 23.1. $t Introduction -- $g 23.2. $t Description of the yeast cell as encapsulation material -- $g 23.3. $t The yeast cell encapsulation process -- $g 23.4. $t Parameters that affect yeast encapsulation performance -- $g 23.5. $t Properties of yeast microcapsules -- $g 23.6. $t Applications of yeast microcapsules in the food industry -- $g 23.7. $t Conclusion -- $t References -- $g 24. $t Pollen and Spore Shells -- Nature's Microcapsules / $r Alberto Diego-Taboada -- $g 24.1. $t Introduction -- $g 24.2. $t Concept behind using pollen shells for microencapsulation -- $g 24.3. $t Structural and chemical features of pollen shells useful for microcapsule formation -- $g 24.4. $t Extraction of pollen shells -- $g 24.5. $t Modifications to pollen shells -- $g 24.6. $t Loading of actives -- $g 24.7. $t Quality control of loaded shells -- $g 24.8. $t Release of actives -- $g 24.9. $t Applications of pollen shells for microencapsulation relevant to the food industry -- $g 24.10. $t Perceived advantages of pollen shells for microencapsulation -- $t Appendix: Chemical Structure of Sporopollenin -- $t References -- $g 25. $t Mesoporous Solid Carrier Particles in Controlled Delivery and Release / $r Vila Elofsson -- $g 25.1. $t Introduction -- $g 25.2. $t Carrier particles -- $g 25.3. $t Loading methods -- $g 25.4. $t Characterization of unloaded and loaded particles -- $g 25.5. $t Release measurements -- $g 25.6. $t The effects of characteristics of the active on loading and release -- $g 25.7. $t Effects of loading medium -- $g 25.8. $t How can loading and release be controlled? -- $t References -- $g pt. V $t Testing and Quality Control -- $g 26. $t Testing Tools and Physical, Chemical, and Microbiological Characterization of Microencapsulated Systems / $r Graciela W. Padua -- $g 26.1. $t Introduction -- $g 26.2. $t Physical characterization -- $g 26.3. $t Chemical characterization -- $g 26.4. $t Conclusion -- $t References -- $g 27. $t Real-Time Analysis of Oxidative Barrier Properties of Encapsulation Systems / $r Nitin Nitin -- $g 27.1. $t Introduction -- $g 27.2. $t Rapid methods to measure interaction of encapsulation systems with oxidizing agents -- $g 27.3. $t Applications of rapid measurement techniques -- $g 27.4. $t Conclusion -- $t References -- $g 28. $t Stability Characterization and Sensory Testing in Food Products Containing Microencapsulants / $r Joseph D. Donovan -- $g 28.1. $t Introduction -- $g 28.2. $t Measuring stability -- $g 28.3. $t Factors affecting wall stability -- $g 28.4. $t Factors affecting core stability

505 00 Note continued: $g 28.5. $t Sensory impacts of microencapsulated ingredients in foods -- $g 28.6. $t Conclusion -- $t References -- $g pt. VI $t Regulatory, Quality, Process Scale-Up, Packaging, and Economics -- $g 29. $t Regulatory Considerations of Encapsulation Used in the Food Industry / $r Jennifer Hoffmann -- $g 29.1. $t Introduction -- $g 29.2. $t Animal derivatives -- $g 29.3. $t Allergens -- $g 29.4. $t Genetic modification and organic -- $g 29.5. $t "Natural" claims -- $g 29.6. $t Nutritional content -- $g 29.7. $t Safe consumption -- $g 29.8. $t Safe handling -- $g 29.9. $t Conclusion -- $t References -- $g 30. $t Process Scale-up Considerations for Microencapsulation Processes / $r Irwin C. Jacobs -- $g 30.1. $t Definition of scale-up within the context of microencapsulation process technology -- $g 30.2. $t Physical phenomena in controlled-release process technology -- $g 30.3. $t Basic quality by design principles -- $g 30.4. $t Tools for improved scaling of microencapsulation process technologies -- $g 30.5. $t Troublesome assumptions -- $g 30.6. $t Why there are often problems in scale-up -- $g 30.7. $t Time and cost constraints -- $g 30.8. $t Case study: spray drying and spray congealing -- $g 30.9. $t Conclusion -- $t References -- $g 31. $t Microencapsulation and Packaging -- Value-Added Solutions to Product Development / $r Rocio Perez-Masia -- $g 31.1. $t Smart packaging: sensors and heat management materials -- $g 31.2. $t Bioactive packaging -- $g 31.3. $t Innovative packaging technologies: printing, printed electronics, and scratch and sniff -- $g 31.4. $t Conclusion and outlook -- $t References -- $g 32. $t The Economics of Microencapsulation in the Food Industry / $r Ronald J. Versic -- $g 32.1. $t Introduction -- $g 32.2. $t The process -- $g 32.3. $t Criteria -- $g 32.4. $t Processing costs -- $g 32.5. $t Conclusion -- $t References -- $g pt. VII $t Microencapsulation Applications -- $g 33. $t Novel Concepts and Challenges of Flavor Microencapsulation and Taste Modification / $r Chin-Ping Su -- $g 33.1. $t Introduction -- $g 33.2. $t Challenges of flavor encapsulation -- $g 33.3. $t Summary of common flavor microencapsulation techniques -- $g 33.4. $t Summary of flavor microencapsulation materials -- $g 33.5. $t Applications of microencapsulated flavor -- $g 33.6. $t Conclusion -- $t Acknowledgments -- $t References -- $g 34. $t Flavor Release and Application in Chewing Gum and Confections / $r Marc A. Meyers -- $g 34.1. $t Introduction -- $g 34.2. $t Why microencapsulate flavors? -- $g 34.3. $t Microencapsulation forms -- $g 34.4. $t Microencapsulation forms -- other types -- $g 34.5. $t Chewing gum applications -- designing for customized performance -- $g 34.6. $t Microencapsulated flavors -- when to use them? -- $g 34.7. $t To be effective, microencapsulated flavors also require sustained and long-lasting sweetness and sourness -- $g 34.8. $t Where is microencapsulated flavor applied in chewing gum applications? -- $g 34.9. $t Challenges in microencapsulating flavors -- $g 34.10. $t Other confectionery applications -- $g 34.11. $t Chewing gum patent review -- main companies: Wrigley, Warner -- Lambert, Cadbury -- Adams/Kraft Foods Global, Nabisco/Hershey confectionery companies (1990 -- 2013) -- $g 34.12. $t Conclusion -- $t Appendix: Chewing gum patent review -- $t References -- $g 35. $t Novel Microencapsulation System to Improve Controlled Delivery of Cup Aroma during Preparation of Hot Instant Coffee Beverages / $r Anthony Wragg -- $g 35.1. $t Introduction -- $g 35.2. $t Novel microencapsulation system development -- $g 35.3. $t Guide to related publications by the authors -- $g 35.4. $t Volatile carrier liquids -- $g 35.5. $t Model coffee aroma systems -- $g 35.6. $t Coffee microcapsule properties -- $g 35.7. $t Coffee-aromatized carriers -- $g 35.8. $t Carrier-free coffee essences -- $g 35.9. $t Discussion -- $t Acknowledgments -- $t References -- $g 36. $t Protection and Delivery of Probiotics for Use in Foods / $r Qiong Tang -- $g 36.1. $t Introduction -- $g 36.2. $t Microencapsulation and delivery concepts for probiotics -- $g 36.3. $t Drying methods -- $g 36.4. $t Delivery forms -- $g 36.5. $t Methods for estimating process loss and product shelf-life -- $g 36.6. $t Conclusion -- $t References -- $g 37. $t Protection and Masking of Omega-3 and -6 Oils via Microencapsulation / $r Wei Zhang -- $g 37.1. $t Introduction -- $g 37.2. $t Encapsulation technologies used for omega-3 and -6 polyunsaturated fatty acids -- $g 37.3. $t Characterization methods -- $g 37.4. $t Applications -- $t References -- $g 38. $t Microencapsulation of Vitamins, Minerals, and Nutraceuticals for Food Applications / $r Levente L. Diosady -- $g 38.1. $t Microencapsulation as a tool for effective delivery of micronutrients and nutraceuticals -- $g 38.2. $t Criteria for developing

microencapsulated delivery systems for micronutrients and nutraceuticals -- $g 38.3. $t Development of fortified and functional foods -- $g 38.4. $t Case study: technical approaches to the fortification of staple foods -- $g 38.5. $t Conclusion and perspectives -- $t References -- $g 39. $t Taste-Masking and Controlled Delivery of Functional Food Ingredients / $r Anilkumar G. Gaonkar -- $g 39.1. $t Introduction -- $g 39.2. $t Why controlled delivery? -- $g 39.3. $t Product application -- $g 39.4. $t Matrix to core compatibility -- $g 39.5. $t Process of microencapsulation -- $g 39.6. $t Characterization of microparticles -- $g 39.7. $t Summary -- $t Acknowledgments -- $t References -- $g 40. $t Microencapsulated Enzymes in Food Applications / $r Douglas Dale -- $g 40.1. $t Introduction -- $g 40.2. $t Food enzyme market -- $g 40.3. $t Enzyme properties and challenges -- $g 40.4. $t Encapsulation -- $g 40.5. $t Food applications -- $g 40.6. $t Conclusion -- $t References -- $g 41. $t Commercial Applications of Microencapsulation and Controlled Delivery in Food and Beverage Products / $r Anilkumar G. Gaonkar -- $g 41.1. $t Introduction -- $g 41.2. $t Flavor and taste -- $g 41.3. $t Health and wellness -- $g 41.4. $t Experiential and interactive effects -- $g 41.5. $t Interactive packaging -- $g 41.6. $t Trends and outlook -- $t References -- $g 42. $t Inventing and Using Controlled-Release Technologies / $r Ronald J. Versic -- $g 42.1. $t Introduction -- $g 42.2. $t A needs-based process -- $g 42.3. $t Developmental principles -- $g 42.4. $t Release profile -- $g 42.5. $t Other issues -- $g 42.6. $t Releasing the core -- $g 42.7. $t Developing a new technology -- $g 42.8. $t Public knowledge -- $g 42.9. $t Conclusion -- $t References.
650 0 Microencapsulation.
650 0 Food industry and trade.
650 6 Microencapsulation. $0 (CaQQLa)201-0014961
650 7 Food industry and trade. $2 fast $0 (OCoLC)fst00930843
650 7 Microencapsulation. $2 fast $0 (OCoLC)fst01019805
700 1 Gaonkar, Anilkumar G., $d 1954- $e editor.
856 42 $3 Publisher description $u https://www.loc.gov/catdir/enhancements/fy1617/2015431648-d.html

Attachment 39d

Case No.: IPR2023-00209
U.S. Patent No. 10,039,306

The Library of Congress

>> Go to Library of Congress Online Catalog

LIBRARY OF CONGRESS AUTHORITIES

The Library's Main Reading Room will close to researchers earlier than usual, at 5:00pm, on Thurs., Nov. 3. All other reading rooms will be open according to their daily schedules.

Help | New Search | Search History | Headings List | Start Over

Previous Next

MARC Display | Labelled Display

LC control no.: sh 85084826
LCCN Permalink: https://lccn.loc.gov/sh85084826
HEADING: Microencapsulation

000 00582cz a2200217n 450
001 4735275
005 20130711055911.0
008 860211|| anannbabn |b ana
010 __ |**a** sh 85084826
035 __ |**a** (DLC)sh 85084826
035 __ |**a** (DLC)81960
040 __ |**a** DLC |**c** DLC |**d** DLC
053 _0 |**a** RS201.C3 |**c** Pharmacy
053 _0 |**a** TS198.C33 |**c** Packaging
150 __ |**a** Microencapsulation
450 __ |**a** Encapsulation, Particle
450 __ |**a** Particle encapsulation
550 __ |**w** g |**a** Packaging
906 __ |**t** 0899 |**u** ---- |**v** 0
910 __ |**a** Record saved by td11 on 07/10/2013 at 13:08:20
953 __ |**a** xx00 |**b** ta29

Previous Next

Save, Print or Email Records (View Help)

Select Download Format: Text (Labelled Display) | Press to SAVE or PRINT

Email Text (Labelled Display) to: | Press to SEND EMAIL

Help - Search - Search History - Headings List - Start Over

Library of Congress
URL: https://www.loc.gov/

Mailing Address:
101 Independence Ave, S.E.
Washington, DC 20540

Library of Congress Authorities
URL: http://authorities.loc.gov/
Library of Congress Online Catalog
URL: https://catalog.loc.gov/

Questions, comments, error reports: Contact Us

Attachment 40a

Case No.: IPR2023-00209
U.S. Patent No. 10,039,306

Research | Open Access | Published: 20 July 2012

Leucine content of dietary proteins is a determinant of postprandial skeletal muscle protein synthesis in adult rats

Layne E Norton, Gabriel J Wilson, Donald K Layman, Christopher J Moulton & Peter J Garlick

Nutrition & Metabolism **9**, Article number: 67 (2012)

24k Accesses | **76** Citations | **58** Altmetric | Metrics

Abstract

Background

Leucine (Leu) regulates muscle protein synthesis (MPS) producing dose-dependent plasma Leu and MPS responses from free amino acid solutions. This study examined the role of Leu content from dietary proteins in regulation of MPS after complete meals.

Methods

Experiment 1 examined 4 protein sources (wheat, soy, egg, and whey) with different Leu concentrations (6.8, 8.0, 8.8, and 10.9% (w/w), respectively) on the

Case No.: IPR2023-00209
U.S. Patent No. 10,039,306

potential to increase plasma Leu, activate translation factors, and stimulate MPS. Male rats (~250 g) were trained for 14 day to eat 3 meals/day consisting of 16/54/30% of energy from protein, carbohydrates and fats. Rats were killed on d14 either before or 90 min after consuming a 4 g breakfast meal. Experiment 2 compared feeding wheat, whey, and wheat + Leu to determine if supplementing the Leu content of the wheat meal would yield similar anabolic responses as whey.

Results

In Experiment 1, only whey and egg groups increased post-prandial plasma Leu and stimulated MPS above food-deprived controls. Likewise, greater phosphorylation of p70 S6 kinase 1 (S6K1) and 4E binding protein-1 (4E-BP1) occurred in whey and egg groups versus wheat and soy groups. Experiment 2 demonstrated that supplementing wheat with Leu to equalize the Leu content of the meal also equalized the rates of MPS.

Conclusion

These findings demonstrate that Leu content is a critical factor for evaluating the quantity and quality of proteins necessary at a meal for stimulation of MPS.

Background

Leucine (Leu) is an indispensable amino acid with a unique role in initiating protein translation. All amino acids are required as substrates for assembly

of new peptides but Leu serves a second role, particularly in skeletal muscle, as a nutrient signal to initiate muscle protein synthesis (MPS). Leu functions in tandem with hormones including insulin to activate key elements of translation initiation through mTORC1 including the ribosomal protein S6 (rpS6) and the initiation factor eIF4E [1, 2]. With increasing age, the contribution of anabolic hormones to initiate translation declines [3, 4] increasing the importance of Leu as a post-meal anabolic signal (Rieu Nutrition 07; Glynn J. Nutr 2010; Yang Br J Nutr, 2012).

The role of the Leu signal in translation to facilitate assembly of the initiation complex has been studied with free Leu and Leu delivered with indispensable amino acid mixtures [5, 6]. These studies serve to characterize the mechanism of the mTORC1 activation of MPS and established the potential for Leu to generate a post-prandial initiation signal. The role of Leu in triggering translation initiation leads to the assumption that Leu is important in defining the quantity and quality of dietary proteins at a meal necessary to stimulate MPS [7], however this hypothesis has not been well tested.

We hypothesize that the dietary impact of Leu will be greatest during conditions when MPS is down-regulated and the meal content of total protein is limited. To test this hypothesis, we used adult rats to minimize the importance of insulin-stimulated growth signals [4], a short-term food deprivation (12 h) to generate a condition of depressed translation

Case No.: IPR2023-00209
U.S. Patent No. 10,039,306

initiation [5, 8], and a small meal that was limited in both total energy and protein to optimize the importance of the Leu signal [9]. Specifically, we selected 4 food proteins (wheat gluten, soy protein isolate, egg white protein, and whey protein isolate) representing a Leu range of approximately 6.8% to 10.9% of protein (w/w) that were fed as part of a small breakfast meal providing 20% of total daily energy with protein at 16% of energy and complete profiles of macronutrients and fiber. This study demonstrates that Leu is an important factor of protein quality for translation initiation in skeletal muscle.

Methods

Animals and diets

Male rats (250 ± 12 g) were purchased from Harlan-Teklad (Indianapolis, IN) and maintained at 24°C with a 12-h light:dark cycle and free access to water. The animal facilities and protocol were reviewed and approved by the Institutional Animal Care and Use Committee of the University of Illinois at Urbana-Champaign.

Rats were trained for 6 day to consume 3 meals/day consisting of a 4 g meal consumed between 07:00 and 07:20 h followed by free access to food from 13:00 to 14:00 and 18:00 to 19:00 [7]. For consistency, all animals were adapted to the meal protocol using the wheat protein diet (Table 1). We have previously tested wheat and whey protein for the meal training and found that adult rats adapt to the meal protocol

using either protein. After 2 day of meal-training, all rats consumed ~17 g/day of total diet equivalent to ad libitum intake. All diet treatments provided 16/54/30% of energy from protein, carbohydrates and fats, respectively.

Table 1 Composition of diets

Experiment 1 examined post-prandial changes in MPS, plasma Leu, and translation factors in rats fed meals differing in source of protein: wheat (n = 10), soy (n = 10), egg (n = 11), or whey protein (n = 11) (Table 1). All proteins exceeded minimum indispensable amino acid requirements as defined by the National Research Council (NRC) except for wheat gluten that was limiting in lysine (Table 2). Wheat gluten diet was supplemented with lysine to meet NRC requirements and to equal the lysine content of the whey protein isolate (Table 3). A baseline food-deprived control group was also adapted to meal-feeding using the wheat protein diet (n = 10). On d 6 rats were randomly assigned to groups and received their respective treatment diets for 14 day. Previous research evaluated the acute response of MPS to a single meal challenge of wheat versus whey proteins [7]. This study evaluates multiple proteins and uses an extended feeding period to determine if meal responses are maintained over a prolonged period.

Table 2 Comparison of test diet amino acid compositions with NRC requirements [1,2]

Table 3 Amino acid compositions of protein sources

On d 15, rats were food-deprived for 12 h and then fed their normal treatment 4 g breakfast meal. The food-deprived controls received no breakfast meal. The meals provided 0, 46, 54, 60, and 74 mg of Leu for the food-deprived controls, wheat, soy, egg, and whey groups, respectively. Rats were killed 90 min after consumption of the meal and blood and tissue samples collected. Tissues were then stored at −80°C for later analyses. MPS was measured at 0 and 90-min time-points as described below.

Experiment 2 examined supplementing the wheat gluten meal with Leu to determine if matching Leu contents of the wheat and whey meals would yield similar peak rates of postprandial MPS. Based on findings in Experiment 1 and our previous research [7] demonstrating that the MPS meal response was the same after a single meal or after 14 day feeding, Experiment 2 was performed as a single meal study.

All rats were adapted to meal feeding as described in Experiment 1. After 6 day of adaptation to meal feeding, rats were assigned to treatment groups based on body weight. Animals (n = 5–6 per group) were

food deprived for 12 h and then groups randomly assigned to either food deprived controls or fed one of three 4 g meals with 16% protein coming from wheat gluten, wheat gluten supplemented with Leu (wheat + Leu) (Ajinomoto, Chicago, IL) (Leu = 18.5 g/kg diet), or whey protein (Table 2). The whey protein and wheat gluten diets were supplemented with glycine (Sigma-Aldrich, St. Lois, MO) to make test meals isonitrogenous and isoenergetic with the wheat + Leu group. Post-meal responses in plasma Leu, were measured at 30, 90, and 135 min after completion of the meal to determine if supplementing free Leu altered the pattern of Leu appearance in the blood. Rats were euthanized and blood and tissues harvested as in Experiment 1. MPS was measured at 0 and 90-min time-points.

Determination of Muscle Protein Synthesis

Protein synthesis was measured in gastrocnemius muscles using the flooding dose method [12]. A 100% enriched L-$^{2}H_5$-phenylalanine solution (150 mmol/L; Cambridge Isotopes, Andover, MA) was administrated at 150 μmol/100 g body weight and injected via tail vein (1 mL/100 g body weight). After 10 min rats were killed by decapitation and hind limbs quickly removed and immersed in an ice-water mixture. Muscles were removed from cooled hind limbs, frozen in liquid N_2, and stored at −80°C.

Frozen muscle was powdered in liquid nitrogen and protein precipitated with cold (4°C) perchloric acid (30 g/L, 1 mL per 50 mg muscle tissue). The resulting supernatant and protein pellet were prepared for gas

chromatography mass spectroscopy (GC-MS) analyzes as described previously [13, 14]. Enrichment of L-$^{2}H_5$-phenylalanine in the muscle hydrolysate was measured by GC-MS using a 6890 N GC and a 5973 N mass detector (Agilent Technologies Santa Clara, CA). Samples were run under electron impact ionization in splitless mode and phenylethylamine ions with mass-to-charge ratio (m/z) 106 (m + 2) and 109 (m + 5) were monitored for enrichment.

Muscle supernatants were used for determination of intracellular free phenylalanine enrichment. Free amino acids were purified by ion exchange resin solid phase extraction (SPE) using EZ:faastTM amino acid analysis sample testing kit (Phenomenex Inc. Torrance, CA, USA) and $^{2}H_5$-phenylalanine enrichment was determined using a propyl chloroformate derivative with GC-MS monitoring of ions at m/z 206 (m) and 211 (m + 5) [15].

Fractional rates of protein synthesis (MPS) were determined from the rate of incorporation of L-$^{2}H_5$-phenylalanine into total mixed muscle protein as described previously [16]. The time from injection of the metabolic tracer until tissue cooling was recorded as the actual time for L-$^{2}H_5$-phenylalanine incorporation. MPS, defined as the percentage of tissue protein renewed each day, were calculated according to the formula: $MPS = (E_b \times 100)/(E_a \times t)$ where t is the time interval between isotope injection and snap freezing of muscle expressed in days and E_b and E_a are the enrichments of $^{2}H_5$-phenylalanine in

Case No.: IPR2023-00209
U.S. Patent No. 10,039,306

hydrolyzed tissue protein and in muscle free amino acids, respectively.

Plasma measurements

Plasma was obtained from trunk blood by centrifugation at 1800×*g* for 10 min at 4°C. Plasma insulin concentrations were analyzed using a commercial RIA kit for rat insulin (Linco Research, St. Charles, MO). Plasma glucose (Thermo Fisher Scientific, Middletown, VA) was determined by the glucose oxidase method. Plasma amino acid concentrations were analyzed by HPLC using a Waters 2475 Fluorescence detector [17].

Phosphorylation of 4E-BP1, S6K1, and Akt

Muscle supernatants were subjected to protein immunoblot analyses as described previously [18, 19] using rabbit polyclonal antibodies for 4E-BP1 (Bethyl Labs, Montgomery, TX), S6K1 (Bethyl Labs, Montgomery, TX), and Akt (Cell Signaling, Boston, MA).

Statistical analysis

All data were analyzed by SPSS 15.0 (Chicago, IL) software package for Windows. For Experiment 1, a one-way ANOVA was performed with the treatment groups as the independent variables. For Experiment 2, a one-way ANOVA was performed for MPS, with treatment groups as the independent variables. Other comparisons for Experiment 2 utilized a 3 × 4 (*i.e.* experimental groups: wheat, wheat + Leu, and whey x time: 0, 30, 90, and 135 min) repeated measures

ANOVA to determine within and between group differences. When a significant overall effect was detected, differences among individual means were assessed using Fisher's LSD post hoc test. Data sets were tested for normal distribution and variance homogeneity using Levene's test. When variances were not homogeneous, means were compared using a Games-Howell test. Significance was set at $P < 0.05$ for all statistical tests. All values are presented as means ± SEM.

Results

Experiment 1

This experiment compared isonitrogenous, isoenergetic meals containing wheat gluten, soy protein isolate, egg white protein, or whey protein isolate as the protein source on the potential to initiate translation and protein synthesis in skeletal muscle. After consumption of a 4 g meal providing 20% of daily energy and containing 16% of energy as protein, plasma Leu increased in egg or whey groups but not in wheat or soy groups. Similar post-prandial patterns occurred for each of the BCAA with whey producing the highest concentrations at 90 min after the meal (*i.e.* whey > egg > soy > wheat) (Table 4).

Table 4 Experiment1: Selected plasma essential amino acid [1] and glucose [2] concentrations 90 min after feeding meals containing wheat, soy, egg, or whey proteins [3-4]

Case No.: IPR2023-00209
U.S. Patent No. 10,039,306

Other plasma amino acids varied among the groups largely in proportion to the amino acid content of the protein source (Table 4). Lysine was different between soy and whey treatments, with the whey group having the greatest concentration of post-prandial lysine and the soy group having the lowest lysine levels. The plasma concentration for the wheat group reflects the lysine supplementation of the diet. Post-prandial plasma methionine concentrations were increased with the egg treatment while other groups were not different from food deprived controls (Table 3). Plasma threonine was increased after the meal for egg or whey groups with highest concentrations observed in rats consuming the whey protein.

After the meal, MPS increased in the egg or whey groups with the highest value observed for the whey group (Figure 1). The MPS response was consistent with phosphorylation of the mTORC1 signaling targets 4E-BP1 (Figure 2A) and S6K1 (Figure 2B). Phosphorylation of S6K1 increased after egg or whey meals but not wheat or soy with peak values obtained in the whey protein group. 4E-BP1 phosphorylation increased in all groups with whey greater than wheat or soy and egg greater than soy but not different from wheat or whey.

Figure 1

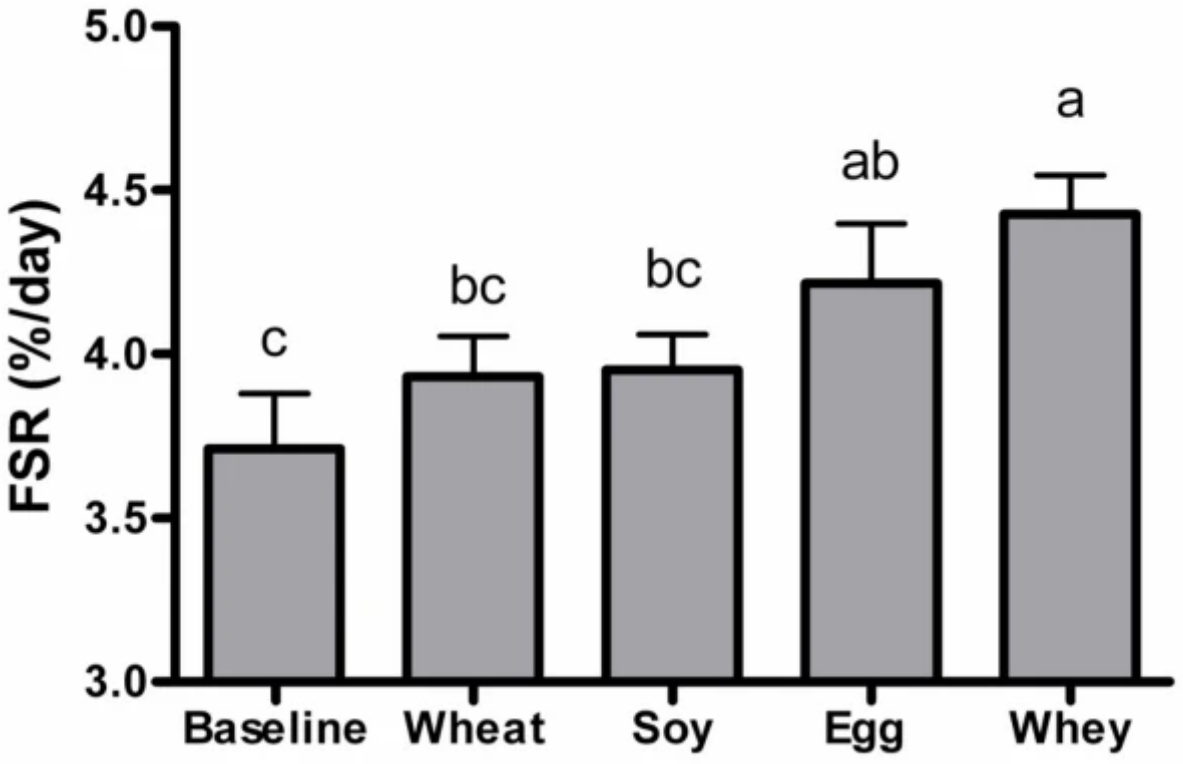

Experiment 1 Muscle Protein Synthesis. Rates of protein synthesis in gastrocnemius muscle of rats after consuming complete meals containing wheat, soy, egg, or whey proteins. Data are means ± SEM; n = 9–10. Labeled means without a common letter differ, $P < 0.05$.

Figure 2

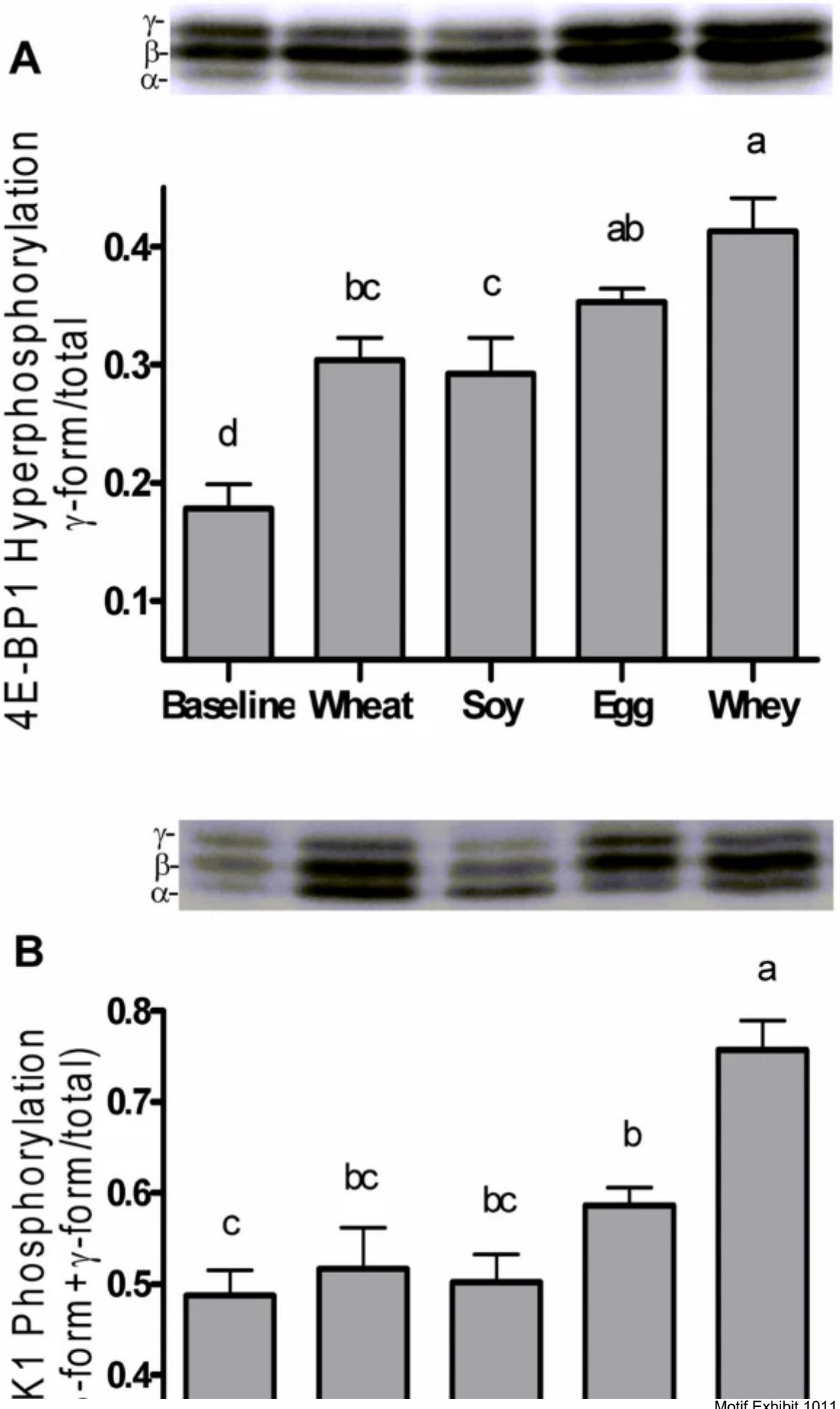
A
γ-
β-
α-
4E-BP1 Hyperphosphorylation
γ-form/total
0.4
0.3
0.2
0.1
d
bc
c
ab
a
Baseline
Wheat
Soy
Egg
Whey
γ-
β-
α-
B
K1 Phosphorylation
-form+γ-form/total)
0.8
0.7
0.6
0.5
0.4
c
bc
bc
b
a

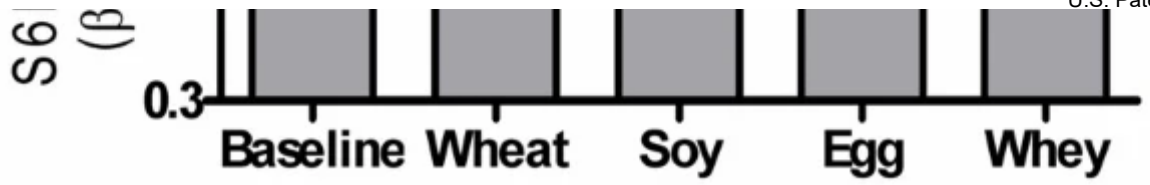

Experiment 1 Translation Factor Activation. Phosphorylation states of 4E-BP1 (**A**) and p70S6K1 (**B**) in gastrocnemius muscle of rats after consuming meals containing wheat, soy, egg, or whey proteins. Data are means ± SEM; n = 9–10. Labeled means without a common letter differ, $P < 0.05$.

Plasma insulin increased above baseline at 90 min after the meal in all groups except soy, which was not different from food-deprived controls (Figure 3). Post-prandial insulin was not significantly different between any of the treatment groups. Similarly, plasma glucose at 90 min was increased above baseline concentrations in all groups except for soy. The glucose concentration for the soy group was not different from baseline or the wheat, egg, or whey groups (Table 4).

Figure 3

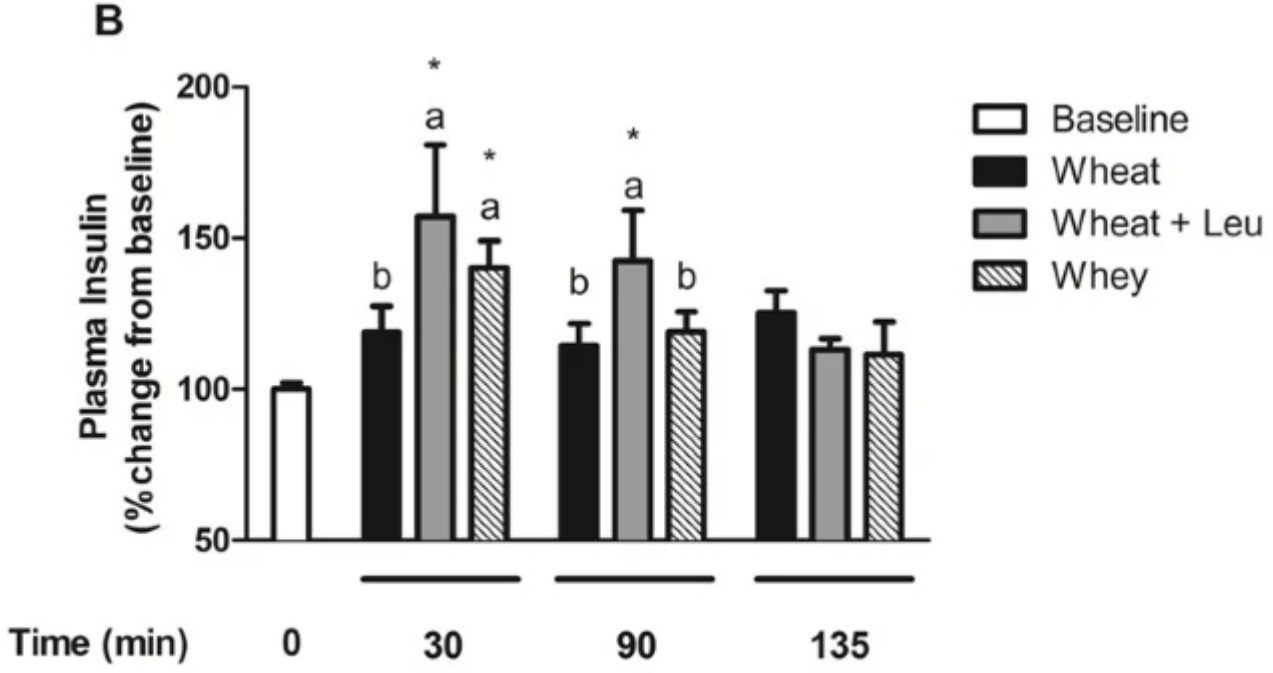

Experiment 1 and 2 Plasma Insulin. Changes in plasma insulin from baseline in rats after **A**) consuming meals containing wheat, soy, egg, or whey proteins or **B**) rats consuming isonitrogenous meals containing wheat,

Case No.: IPR2023-00209
U.S. Patent No. 10,039,306

wheat supplemented with leucine (Wheat + Leu), or whey protein. Data expressed expressed as percent change from baseline and are means ± SEM; n = 5–10.

Akt activation (ie. phosphorylation at Ser473) was increased at 90 min in the soy group compared with food deprived controls rats or the egg or whey groups (Figure 4). The wheat group had intermediate levels of Akt phosphorylation that was not different from baseline or soy groups but greater than egg or whey groups.

Figure 4

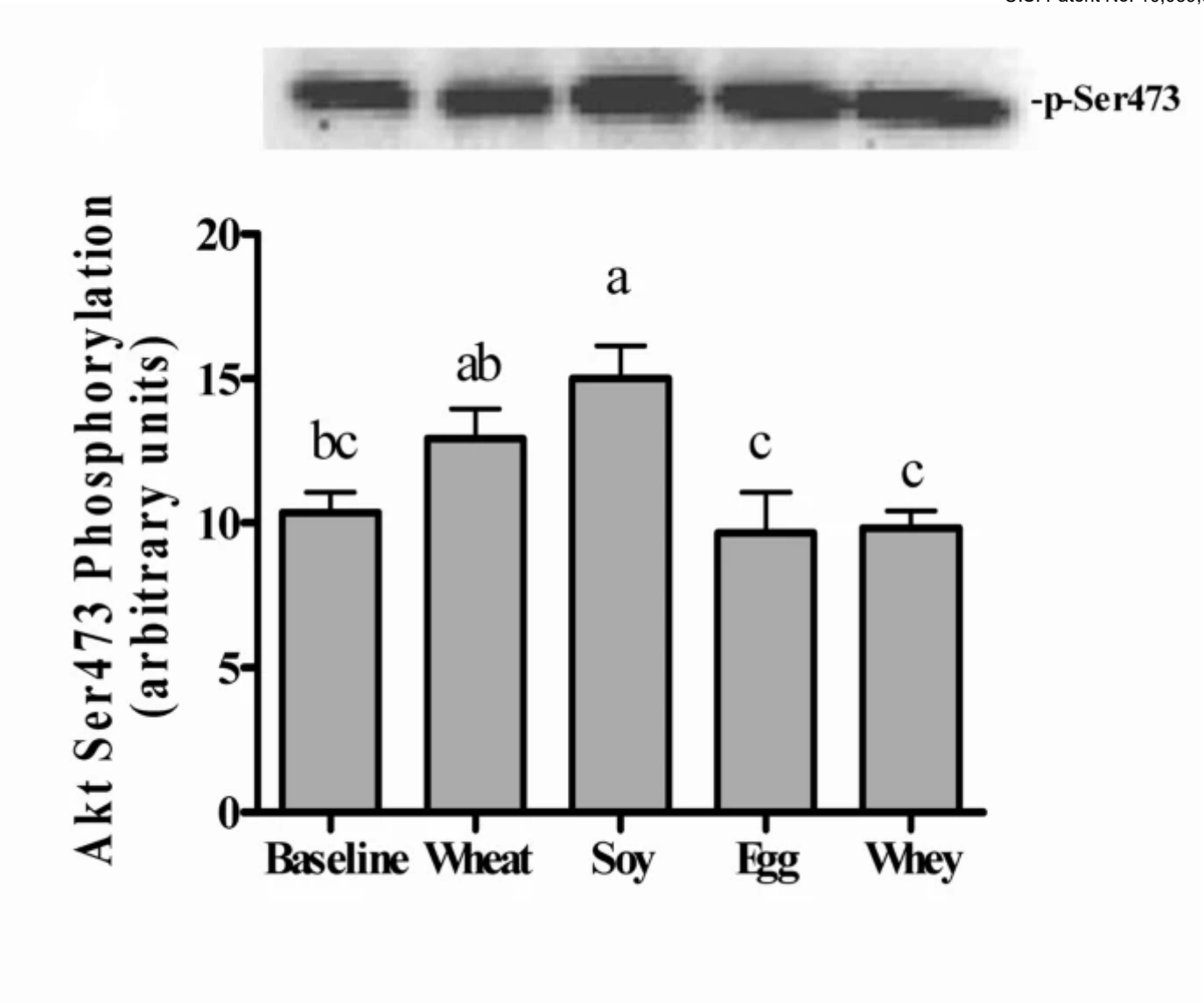

Experiment 1 Akt Phosphorylation.
Phosphorylation states of Akt in gastrocnemius muscle of rats after consuming meals containing wheat, soy, egg, or whey proteins. Data are means ± SEM; n = 9–10. Labeled means without a common letter differ, $P < 0.05$.

Experiment 2

Experiment 2 compared meals containing wheat gluten, wheat + Leu, or whey proteins on the potential to increase plasma Leu and MPS over a 135-min time-course. At all time-points, wheat + Leu and whey groups had greater increases in plasma Leu

than wheat or food-deprived controls; but wheat + Leu and whey were not different from each other (Table 5). Consistent with the plasma Leu changes, MPS increased in whey and wheat + Leu groups but not in the wheat group and were not different from each other (Figure 5).

Table 5 Experiment 2: Post-prandial changes for plasma amino acids [1-3]

Figure 5

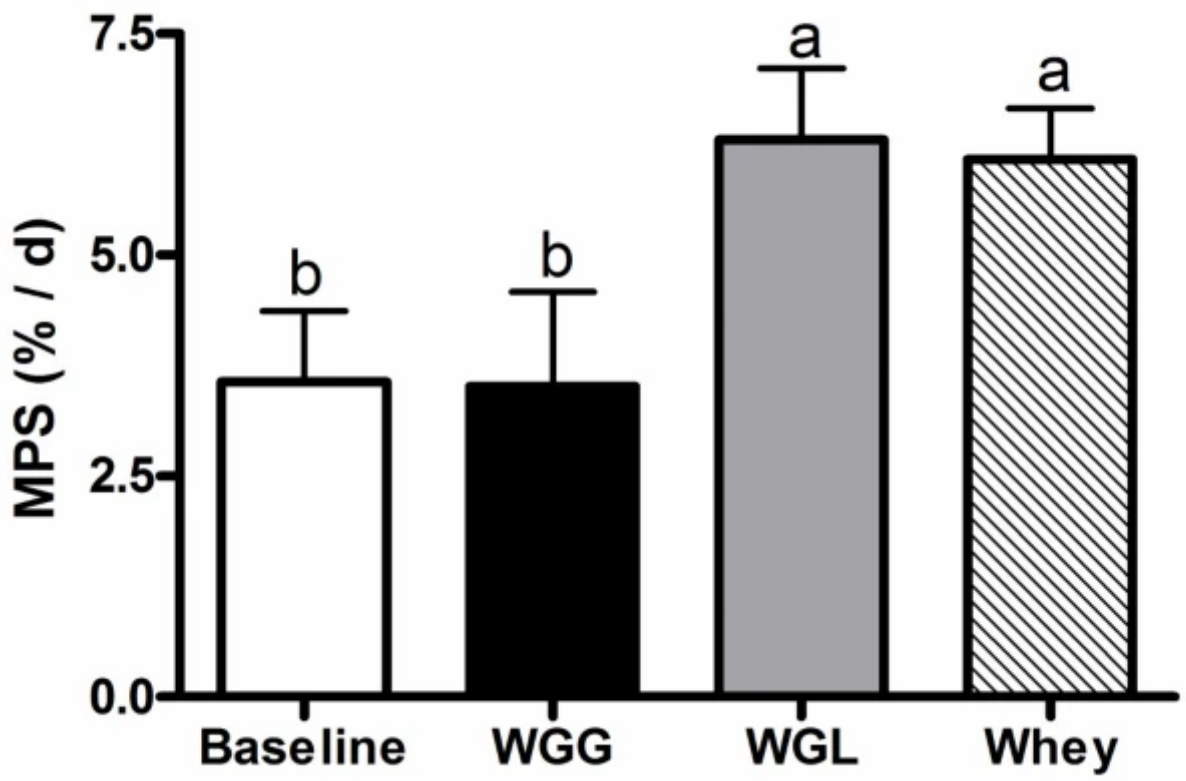

Experiment 2 Muscle Protein Synthesis. Rates of protein synthesis in gastrocnemius muscle of rats consuming isonitrogenous meals containing wheat,wheat supplemented with leucine (Wheat + Leu),

or whey protein. Data are means ± SEM; n = 5–6. Labeled means without a common letter differ, $P < 0.05$.

Plasma amino acid concentrations for the wheat and whey groups were consistent with Experiment 1. The wheat + Leu group was similar to wheat except Ile and Val concentrations tended to be lower in the Leu supplemented group. The time course patterns of change in plasma amino acids were similar for all groups. The amplitude of the post-prandial changes varied largely according to the amino acid content of the diet with the highest concentrations observed at 30 min declining at 90 and 135 min.

Post-prandial insulin concentrations at 30 min were greater in whey and wheat + Leu groups compared with the wheat group (Table 5). Akt signaling tended to increase from fasted at 30 min in both whey and wheat + leu groups but did not reach statistical significance at any time point (data not shown).

Discussion

Leu is recognized as a signaling factor for translation initiation and MPS [5, 18, 20]. However, the majority of this research has been done with large acute doses of free Leu, and the significance of this signal in physiological meals with different dietary proteins remains largely unknown. Accordingly, the present study examined responses of plasma amino acids, translation initiation factors, and MPS in adult rats fed complete meals with protein sources selected for

differences in Leu content. This study demonstrated that in small meals with limited protein intake, MPS was stimulated in proportion to activation of translation factors and further establishes a threshold requirement for a minimum Leu content within a meal.

The relationship between post-prandial plasma Leu concentrations and stimulation of MPS has been previously observed with both animal [7, 21] and human [22, 23] studies. However, other studies reported using supplemental Leu producing substantial increases in plasma Leu that had no incremental effect on MPS [24–26]. While these studies appear contradictory, taken together, these studies are consistent with the hypothesis that Leu acts as a threshold trigger for activation of translation initiation. As plasma Leu increases after a meal from reduced fasted concentrations to post-prandial peak values, the change in concentration is recognized by the mTORC1 signal complex and triggers initiation. Once the threshold for activation has been achieved and the active ribosome complex assembled, additional increments in plasma Leu have minimal effects [5, 7].

Norton *et al.*[7] conducted a dose response study examining wheat and whey proteins fed at 10%, 20% and 30% of dietary energy. At isonitrogenous intakes, whey protein produced higher levels of plasma Leu, mTOR signaling, and MPS than wheat. However, MPS was not different comparing meals with 30% wheat vs. 20% whey consistent with the net Leu

available from wheat (6.8% Leu) and whey (10.9% Leu). Similar support for Leu as a signal to initiate an anabolic meal response has been observed for young men consuming whey, soy and casein after exercise [23] and in older men or rats consuming whey versus casein [21, 22].

To further test the physiological significance of the threshold hypothesis, Experiment 1 utilized a meal-feeding protocol with adult rats. Based on previous research with rats of the same age and size [7] we estimated that the Leu required to achieve the initiation signal threshold at a meal would be ~50 to 60 mg of Leu. We selected 4 proteins that provided a range of Leu contents and designed a meal to provide 20% of daily energy and 16% of energy as protein. This combination of meal size and protein content allowed the 4 proteins to bracket the proposed Leu threshold (ie. wheat 46 mg, soy 54 mg, egg 60 mg, and whey 74 mg of Leu). The whey and egg proteins provided sufficient Leu to increase plasma Leu concentrations, increase phosphorylation of translation factors S6K1 and 4E-BP1, and stimulate MPS. These findings support a concept for a minimum meal threshold for Leu to stimulate post-prandial MPS.

While dietary Leu appears to be a critical factor to account for the post-meal MPS response, this does not exclude potential contributions from other amino acids. There is evidence that orally administered isoleucine (Ile) also activates mTORC1 signaling, although not as potent as Leu [18]. In complete

Case No.: IPR2023-00209
U.S. Patent No. 10,039,306

proteins, Ile is typically present in proportion to the Leu content, allowing the possibility that Ile may in part contribute to the mTORC1 signaling and MPS. However, in the current study, rats fed soy significantly increased post-prandial plasma Ile concentration with no corresponding increase in mTORC1 signaling or MPS. This is consistent with previous research that only Leu among the EAA was able to increase MPS when infused in rats [27]. In the present study with complete meals, only the post-prandial changes in plasma Leu predicted changes in mTORC1 signaling and stimulation of MPS.

Beyond Leu and Ile contents, dietary proteins differ in other characteristics including distribution of other indispensable amino acids, differences in gastric emptying or digestibility, and insulinogenic properties. Experiment 2 was designed to isolate the importance of Leu within a meal and to test the significance of Leu content versus other intrinsic properties of protein sources. Experiment 2 demonstrated that supplementing the wheat protein meal with Leu to equalize the Leu content of the meals (wheat + Leu = whey) produced similar post-prandial patterns for plasma Leu and MPS response. Further, for each of the treatment groups, peak plasma Leu concentration occurred 30 min after the meal, and there was a strong correlation with Leu content of the meal and peak plasma Leu concentration ($r = 0.919$; $P < 0.05$). These findings are consistent with the post-exercise data of Churchward-Venne et al. [28] demonstrating that a suboptimal dose of whey protein (6.25 g)

supplemented with Leu could produce the same MPS rate as a high dose of whey protein (25 g). These studies confirm that between different protein sources Leu content is an important predictor of post-meal MPS responses.

Also supporting the Leu threshold hypothesis, there are numerous examples of saturation of the Leu signal [5, 7, 19]. Using oral doses of free Leu ranging from 0.068 g/kg body weight up to 1.35 g/kg, Crozier et al. [5] demonstrated that the maximum rate of MPS was achieved in a 200 g rat at ~67 mg of Leu and that this represented maximum activation of translation initiation signals. Increasing dosage of Leu to double and triple this amount proportionally increased plasma Leu concentration but had no additional effects on initiation factors or MPS. Likewise, Debras et al. [24] observed no difference in MPS after a casein-based meal containing 81 mg of Leu versus casein plus Leu supplement with 237 mg of Leu; Norton et al. [7] found that a meal with 30% of energy from wheat gluten was similar to a 20% whey protein meal in producing maximum MPS and translation initiation responses; and Anthony et al. [19] reported that rats fed either a 20% soy or 20% whey protein meal after exercise both increased plasma Leu to approximately double baseline concentrations and both diets fully stimulated mTORC1 signaling and MPS. In total, these studies demonstrate that Leu is an essential threshold signal for translation initiation but additional amounts above the threshold do not produce additive effects on activation.

The current studies demonstrate that insulin does not differentiate regulation of post-prandial MPS in adult rats consuming that same amounts of total carbohydrates and protein. Prior research suggests that insulin plays a permissive role in Leu-dependent stimulation of protein synthesis and translation initiation [8]. Consistent with this view, all protein groups in the current studies exhibited post-prandial increases in insulin and/or the down-stream signal element Akt-phosphorylation allowing for a permissive anabolic response to the meal, however the precise insulin concentration or the activation state of Akt had no apparent relationship to absolute rates of MPS. In the current studies, the post-prandial insulin response was relatively small presumably due to meal-feeding protocol and restricted carbohydrate load of the test meals. In Experiment 2, the insulin response was greatest 30 min post-meal in the whey and wheat + Leu groups relative to baseline control and wheat groups consistent with increases in MPS. While the test meals contained equal quantity and quality of carbohydrates and equal amounts of protein, the heightened insulin response in whey protein and wheat + Leu fed rats may contribute to greater rates of mTOR signaling and MPS. The specific contribution of insulin to MPS regulation in adults remains to be fully elucidated.

Conclusions

This research demonstrates that when protein is limited within the context of a small meal stimulation

Case No.: IPR2023-00209
U.S. Patent No. 10,039,306

of MPS is dependent on the availability of sufficient Leu to initiate translation. Leu serves as a signal to facilitate assembly of the translation initiation complex [2]. Leu serves as a trigger to allow MPS to transition from a depressed state characterized with inhibition of translation factors 4E-BP1 and S6K1 after an overnight fast, to an active period of MPS. Hence, while the total daily protein intake may satisfy dietary guidelines, individual small meals with limited protein quantity and proteins with low Leu content may be inadequate to initiate the assembly process and stimulate MPS. This research supports the hypothesis that the Leu content of dietary proteins is important for muscle protein synthesis and highlights the need for long-term studies examining the impact of Leu density on muscle health and body composition.

Abbreviations

4E-BP1:
Eukaryotic initiation factor 4E binding protein-1

AMPK:
AMP Kinase

EAA:
Essential amino acids

eIF:
Eukaryotic initiation factor

FSR:
Factional rate of protein synthesis

Leu:

Leucine

Ile:

Isoleucine

MPS:

Skeletal muscle protein synthesis

mTOR:

Mammalian target of rapamycin

S6K:

Ribosomal protein p70 S6 Kinase.

References

1. Kimball SR, Jefferson LS: Molecular mechanisms through which amino acids mediate signaling through the mammalian target of rapamycin. Curr Opin Clin Nutr Metab Care. 2004, 7: 39-44. 10.1097/00075197-200401000-00008.

2. Vary TC: Acute oral leucine administration stimulates protein synthesis during chronic sepsis through enhanced association of eukaryotic initiation factor 4 G with eukaryotic initiation factor 4E in rats. J Nutr. 2007, 137: 2074-2079.

3. Cuthbertson D, Smith K, Babraj J, Leese G, Waddell T, Atherton P, Wackerhage H, Taylor PM, Rennie MJ: Anabolic signaling deficits

underlie amino acid resistance of wasting, aging muscle. FASEB J. 2005, 19: 422-424.

4. Rasmussen BB, Fujita S, Wolfe RR, Mittendorfer B, Roy M, Rowe VL, Volpi E: Insulin resistance of muscle protein metabolism in aging. FASEB J. 2006, 20: 768-769.

5. Crozier SJ, Kimball SR, Emmert SW, Anthony JC, Jefferson LS: Oral leucine administration stimulates protein synthesis in rat skeletal muscle. J Nutr. 2005, 135: 376-382.

6. Escobar J, Frank JW, Suryawan A, Nguyen HV, Davis TA: Amino acid availability and age affect the leucine stimulation of protein synthesis and eIF4F formation in muscle. Am J Physiol Endocrinol Metab. 2007, 293: E1615-E1621. 10.1152/ajpendo.00302.2007.

7. Norton LE, Layman DK, Bunpo P, Anthony TG, Brana DV, Garlick PJ: The leucine content of a complete meal directs peak activation but not duration of skeletal muscle protein synthesis and mammalian target of rapamycin signaling in rats. J Nutr. 2009, 139: 1103-1109. 10.3945/jn.108.103853.

8. Anthony JC, Lang CH, Crozier SJ, Anthony TG, MacLean DA, Kimball SR, Jefferson LS: Contribution of insulin to the translational

control of protein synthesis in skeletal muscle by leucine. Am J Physiol Endocrinol Metab. 2002, 282: E1092-E1101.

9. Norton LE, Layman DK: Leucine regulates translation initiation of protein synthesis in skeletal muscle after exercise. J Nutr. 2006, 136: 533S-537S.

10. Reeves PG: Components of the AIN-93 diets as improvements in the AIN-76A diet. J Nutr. 1997, 127: 838S-841S.

11. Subcommittee on Laboratory Animal Nutrition, National Research Council, Committee on Animal Nutrition, Board on Agriculture: Nutrient Requirements of Laboratory Animals. 1995, Washington, DC: The National Academies Press, 11-79. Fourth

12. Garlick PJ, McNurlan MA, Preedy VR: A rapid and convenient technique for measuring the rate of protein synthesis in tissues by injection of [3 H]phenylalanine. Biochem J. 1980, 192: 719-723.

13. McNurlan MA, Essen P, Thorell A, Calder AG, Anderson SE, Ljungqvist O, Sandgren A, Grant I, Tjader I, Ballmer PE: Response of protein synthesis in human skeletal muscle to insulin: an

Case No.: IPR2023-00209
U.S. Patent No. 10,039,306

investigation with L-[2 H5]phenylalanine. Am J Physiol. 1994, 267: E102-E108.

14. Essen P, McNurlan MA, Gamrin L, Hunter K, Calder G, Garlick PJ, Wernerman J: Tissue protein synthesis rates in critically ill patients. Crit Care Med. 1998, 26: 92-100. 10.1097/00003246-199801000-00022.

15. Mohabbat T, Drew B: Simultaneous determination of 33 amino acids and dipeptides in spent cell culture media by gas chromatography-flame ionization detection following liquid and solid phase extraction. J Chromatogr B Analyt Technol Biomed Life Sci. 2008, 862: 86-92. 10.1016/j.jchromb.2007.11.003.

16. Bark TH, McNurlan MA, Lang CH, Garlick PJ: Increased protein synthesis after acute IGF-I or insulin infusion is localized to muscle in mice. Am J Physiol. 1998, 275: E118-E123.

17. Reverter M, Lundh T, Lindberg JE: Determination of free amino acids in pig plasma by precolumn derivatization with 6-N-aminoquinolyl-N-hydroxysuccinimidyl carbamate and high-performance liquid chromatography. J Chromatogr B: Biomed Sci Appl. 1997, 696: 1-8. 10.1016/S0378-4347(97)00217-X.

18. Anthony JC, Anthony TG, Kimball SR, Vary TC, Jefferson LS: Orally administered leucine stimulates protein synthesis in skeletal muscle of postabsorptive rats in association with increased eIF4F formation. J Nutr. 2000, 130: 139-145.

19. Anthony TG, McDaniel BJ, Knoll P, Bunpo P, Paul GL, McNurlan MA: Feeding meals containing soy or whey protein after exercise stimulates protein synthesis and translation initiation in the skeletal muscle of male rats. J Nutr. 2007, 137: 357-362.

20. Lynch CJ, Halle B, Fujii H, Vary TC, Wallin R, Damuni Z, Hutson SM: Potential role of leucine metabolism in the leucine-signaling pathway involving mTOR. Am J Physiol Endocrinol Metab. 2003, 285: E854-E863.

21. Rieu I, Balage M, Sornet C, Debras E, Ripes S, Rochon-Bonhomme C, Pouyet C, Grizard J, Dardevet D: Increased availability of leucine with leucine-rich whey proteins improves postprandial muscle protein synthesis in aging rats. Nutrition. 2007, 23: 323-331. 10.1016/j.nut.2006.12.013.

22. Pennings B, Boirie Y, Senden JM, Gijsen AP, Kuipers H, van Loon LJ: Whey protein stimulates postprandial muscle protein accretion more effectively than do casein and casein hydrolysate in older men. Am J Clin

Nutr. 2011, 93: 997-1005. 10.3945/ajcn.110.008102.

23. Tang JE, Moore DR, Kujbida GW, Tarnopolsky MA, Phillips SM: Ingestion of whey hydrolysate, casein, or soy protein isolate: effects on mixed muscle protein synthesis at rest and following resistance exercise in young men. J Appl Physiol. 2009, 107: 987-992. 10.1152/japplphysiol.00076.2009.

24. Debras E, Prod'homme M, Rieu I, Balage M, Dardevet D, Grizard J: Postprandial leucine deficiency failed to alter muscle protein synthesis in growing and adult rats. Nutrition. 2007, 23: 267-276. 10.1016/j.nut.2006.12.003.

25. Koopman R, Verdijk LB, Beelen M, Gorselink M, Kruseman AN, Wagenmakers AJ, Kuipers H, van Loon LJ: Co-ingestion of leucine with protein does not further augment post-exercise muscle protein synthesis rates in elderly men. Br J Nutr. 2008, 99: 571-580.

26. Tipton KD, Elliott TA, Ferrando AA, Aarsland AA, Wolfe RR: Stimulation of muscle anabolism by resistance exercise and ingestion of leucine plus protein. Appl Physiol Nutr Metab. 2009, 34: 151-161. 10.1139/H09-006.

27. Garlick PJ: The role of leucine in the regulation

of protein metabolism. J Nutr. 2005, 135: 1553S-1556S.

28. Churchward-Venne TA, Burd NA, Mitchell CJ, West DW, Philp A, Marcotte GR, Baker SK, Baar K, Phillips SM: Supplementation of a suboptimal protein dose with leucine or essential amino acids: effects on myofibrillar protein synthesis at rest and following resistance exercise in men. J Physiol. 2012, 590: 2751-65. 10.1113/jphysiol.2012.228833.

Acknowledgements

We would like to thank our funding sources: The National Dairy Council/DMI and Egg Nutrition Center. We thank Dr. Indu Rupassara for her assistance with GCMS analysis. We thank Dr. Jacob Wilson for his assistance in editing this manuscript.

Author information

Authors and Affiliations

Division of Nutritional Sciences, University of Illinois at Urbana-Champaign, Urbana, IL, 61801, USA
Layne E Norton, Gabriel J Wilson, Donald K Layman, Christopher J Moulton & Peter J Garlick

Department of Food Science and Human Nutrition, University of Illinois at Urbana-Champaign, Urbana, IL, 61801, USA

Layne E Norton, Gabriel J Wilson, Donald K Layman, Christopher J Moulton & Peter J Garlick

Department of Animal Sciences, University of Illinois at Urbana-Champaign, Urbana, IL, 61801, USA
Peter J Garlick

Corresponding authors

Correspondence to Layne E Norton or Donald K Layman.

Additional information

Competing interests

L.E. Norton scientific consultant to Scivation Inc., G.J. Wilson, C.J. Moulton, and P.J. Garlick, no conflicts of interest. D.K. Layman participates in NDC and National Cattleman's Beef Association speaker bureaus and serves on ENC Scientific Advisory Panel.

Authors' contributions

LEN, GJW, CJM, and DKL designed research; LEN, GJW, CJM, and PJG conducted research; LEN analyzed data; LEN, GJW, CJM, and DKL wrote the paper. LEN had primary responsibility for final content. All authors read and approved the final manuscript.

Authors' original submitted files for images

Below are the links to the authors' original submitted files for images.

Case No.: IPR2023-00209
U.S. Patent No. 10,039,306

Authors' original file for figure 1

Authors' original file for figure 2

Authors' original file for figure 3

Authors' original file for figure 4

Authors' original file for figure 5

Rights and permissions

This article is published under license to BioMed Central Ltd. This is an Open Access article distributed under the terms of the Creative Commons Attribution License (http://creativecommons.org/licenses/by/2.0), which permits unrestricted use, distribution, and reproduction in any medium, provided the original work is properly cited.

Reprints and Permissions

About this article

Cite this article

Norton, L.E., Wilson, G.J., Layman, D.K. *et al.* Leucine content of dietary proteins is a determinant of postprandial skeletal muscle protein synthesis in adult rats. *Nutr Metab (Lond)* **9**, 67 (2012). https://doi.org/10.1186/1743-7075-9-67

Received	Accepted	Published
13 March 2012	20 July 2012	20 July 2012

DOI

https://doi.org/10.1186/1743-7075-9-67

Share this article

Anyone you share the following link with will be able to read this content:

Get shareable link

Provided by the Springer Nature SharedIt content-sharing initiative

Keywords

Protein quality | Branched-chain amino acids | Whey protein | Insulin | mTOR

Nutrition & Metabolism

ISSN: 1743-7075

Contact us

Submission enquiries: emily.balangatan@springernature.com
General enquiries: info@biomedcentral.com

Read more on our blogs
Receive BMC newsletters
Manage article alerts
Language editing for authors
Scientific editing for authors
Policies
Accessibility
Press center
Support and Contact
Leave feedback
Careers

Follow BMC

Case No.: IPR2023-00209
U.S. Patent No. 10,039,306

By using this website, you agree to our Terms and Conditions, California Privacy Statement, Privacy statement and Cookies policy. Manage cookies/Do not sell my data we use in the preference centre.

SPRINGER NATURE

© 2022 BioMed Central Ltd unless otherwise stated. Part of Springer Nature.

Attachment 40b

Skip to main content

An official website of the United States government

Here's how you know

Here's how you know

Menu

- MARC Download

NLM MMS_ID 9912316443406676

- Download MARCXML
- Download MARC21

LDR	01745cas a2200577 a 4500
001	9912316443406676
005	20211204002728.0
006	m d
007	cr cn ||||||||
008	040825c20049999enk x pss 0 0eng d
010	__ | ‡**a** 2004700030
022	__ | ‡**a** 1743-7075‡**l** 1743-7075
035	__ | ‡**9** 101231644
040	__ | ‡**a** OUN‡**c** OUN‡**d** ORE
041	0_ | ‡**a** eng
042	__ | ‡**a** lcd‡**a** nlmcopyc
044	__ | ‡**9** England
060	10 | ‡**a** W1
090	__ | ‡**a** QP141
210	10 | ‡**a** Nutr Metab (Lond)‡**2** DNLM
245	00 | ‡**a** Nutrition & metabolism.
246	3_ | ‡**a** Nutrition and metabolism
246	1_ | ‡**i** Called also:‡**a** NM
260	__ | ‡**a** [London] :‡**b** BioMed Central,‡**c** 2004-
336	__ | ‡**a** text‡**b** txt‡**2** rdacontent

337 __ | ‡**a** computer‡**b** c‡**2** rdamedia
338 __ | ‡**a** online resource‡**b** cr‡**2** rdacarrier
362 0_ | ‡**a** 1:1 (17 Aug. 2004)-
500 __ | ‡**a** Title from issue caption (publisher Web site, viewed Nov. 15, 2004).
500 __ | ‡**a** Latest issue consulted: 1:14 (9 Nov. 2004) (viewed Nov. 15, 2004).
510 0_ | ‡**9** 1‡**a** PubMed‡**b** v1, 2004-
510 0_ | ‡**a** PMC
515 __ | ‡**a** Articles added consecutively to current annual v.
538 __ | ‡**a** Mode of access: World Wide Web.
650 12 | ‡**a** Nutritional Physiological Phenomena
650 22 | ‡**a** Diet
650 22 | ‡**a** Metabolism
655 _2 | ‡**a** Periodical
856 40 | ‡**u** https://nutritionandmetabolism.biomedcentral.com/
856 40 | ‡**u** https://www.ncbi.nlm.nih.gov/pmc/journals/272/
911 __ | ‡**a** Electronic only
935 __ | ‡**a** (DNLM)1231644-nlmdb
992 __ | ‡**p** P2‡**e** EF‡**a** 20041012
993 __ | ‡**a** MXH‡**b** 20041012
994 __ | ‡**a** CDN‡**b** 20041115
995 __ | ‡**a** AUTH‡**b** 20041118‡**c** REV‡**d** 20200928
996 __ | ‡**a** CONSER‡**b** 20000101
997 __ | ‡**a** OMR
998 __ | ‡**a** ERMSOA 118128‡**b** 20180920
999 __ | ‡**a** AUTH
035 __ | ‡**a** (OCoLC)56349665

Connect with NLM

•

•

•

National Library of Medicine
8600 Rockville Pike
Bethesda, MD 20894

Web Policies
FOIA
HHS Vulnerability Disclosure

NLM Support Center
Accessibility
Careers

NLM | NIH | HHS | USA.gov

Attachment 40c

Nutritional Physiological Phenomena MeSH

Descriptor Data 2022

Details | Qualifiers | MeSH Tree Structures | Concepts

MeSH Heading	Nutritional Physiological Phenomena
Tree Number(s)	G07.203.650
Unique ID	D009747
RDF Unique Identifier	http://id.nlm.nih.gov/mesh/D009747
Annotation	general or unspecified; prefer specifics; NUTRIENTS (see FOOD) and DIET are also available; use NUTRITIONAL SCIENCES for clinical nutrition as a specialty; use NUTRITION THERAPY or specifics for nutritional intervention
Scope Note	The processes and properties of living organisms by which they take in and balance the use of nutritive materials for energy, heat production, or building material for the growth, maintenance, or repair of tissues and the nutritive properties of FOOD.
Entry Term(s)	Nutrition Phenomena Nutrition Physiological Concepts Nutrition Physiological Phenomena Nutrition Physiological Phenomenon Nutrition Physiology Nutrition Process Nutrition Processes Nutritional Phenomena Nutritional Physiological Phenomenon Nutritional Physiology Nutritional Physiology Concepts Nutritional Physiology Phenomena Nutritional Physiology Phenomenon Nutritional Process Nutritional Processes
See Also	Diet Digestive System Physiological Phenomena

	Food
	Nutritional and Metabolic Diseases
Public MeSH Note	2009; see NUTRITION PHYSIOLOGY 2007-2008, see NUTRITION 1963-2006; for NUTRITION PHENOMENA see NUTRITION PHENOMENA 2007-2008; for NUTRITION PROCESSES see NUTRITION PROCESSES 2007-2016
History Note	2009 (1963)
Date Established	2009/01/01
Date of Entry	1999/01/01
Revision Date	2016/09/28

page delivered in 0.177s

Connect with NLM

National Library of Medicine
8600 Rockville Pike
Bethesda, MD 20894

Web Policies
FOIA
HHS Vulnerability Disclosure

NLM Support Center
Accessibility
Careers

NLM | NIH | HHS | USA.gov

Attachment 40d

National Library of Medicine

Diet MeSH Descriptor Data 2022

Details | Qualifiers | MeSH Tree Structures | Concepts

MeSH Heading	Diet
Tree Number(s)	G07.203.650.240
Unique ID	D004032
RDF Unique Identifier	http://id.nlm.nih.gov/mesh/D004032
Annotation	general or unspecified; prefer specific diets; DIET THERAPY and specifics are also available; /trends: do not confuse with DIET FADS; in veterinary journals consider also ANIMAL FEED; SILAGE; etc.
Scope Note	Regular course of eating and drinking adopted by a person or animal.
See Also	Cooking
Entry Combination	therapeutic use:Diet Therapy
Date Established	1966/01/01
Date of Entry	1999/01/01
Revision Date	2015/06/29

page delivered in 0.143s

Connect with NLM

National Library of Medicine
8600 Rockville Pike
Bethesda, MD 20894

Web Policies
FOIA
HHS Vulnerability Disclosure

NLM Support Center
Accessibility
Careers

NLM | NIH | HHS | USA.gov

Attachment 40e

Metabolism MeSH Descriptor Data 2022

Details | Qualifiers | MeSH Tree Structures | Concepts

MeSH Heading	Metabolism
Tree Number(s)	G03
Unique ID	D008660
RDF Unique Identifier	http://id.nlm.nih.gov/mesh/D008660
Annotation	general only as metabolic process/phenomena irrespective of substance; prefer /metab with organs, organisms, diseases, substances
Scope Note	The chemical reactions in living organisms by which energy is provided for vital processes and activities and new material is assimilated.
Entry Version	METAB
Entry Term(s)	Anabolism Catabolism Metabolic Concepts Metabolic Phenomena Metabolic Phenomenon Metabolic Process Metabolic Processes Metabolism Concepts Metabolism Phenomena Process, Metabolic Processes, Metabolic
Public MeSH Note	TISSUE METABOLISM was heading 1963-65
History Note	METABOLIC PROCESSES was NON MESH 1992-97; TISSUE METABOLISM was heading 1963-65
Date Established	1960/01/01
Date of Entry	1999/01/01
Revision Date	2016/07/01

Connect with NLM

National Library of Medicine
8600 Rockville Pike
Bethesda, MD 20894

Web Policies
FOIA
HHS Vulnerability Disclosure

NLM Support Center
Accessibility
Careers

NLM | NIH | HHS | USA.gov

Attachment 41a

ScienceDirect

Handbook of Pharmaceutical Wet Granulation
Theory and Practice in a Quality by Design Paradigm

2019, Pages 317-349

Chapter 9 - Binders in Wet Granulation

Thomas Dürig, Kapish Karan

Ashland LLC, Wilmington, DE, United States

Available online 5 October 2018, Version of Record 5 October 2018.

Show less

Outline | Share Cite

https://doi.org/10.1016/B978-0-12-810460-6.00010-5 Get rights and content

Abstract

Binders or "granulating agents" are a critical formulation component in wet granulation, ensuring appropriate surface wetting ability to ensure adhesion and cohesion between inter-particulate surfaces in the wet state, as well as excellent plasticity, compactibility and binding ability. Traditionally binder selection has been empirical however advances have been made in mechanistic and quantitative particle engineering and materials science. The purpose of this chapter is to review the physical-chemical properties of the major binders in current pharmaceutical and commercial use, and to provide a practical and logical guide to wet binder selection and use in the context of physical-chemical properties of the substrate and the binder. Recent advances in mechanistic understanding of granulation technology will be discussed in detail, specifically the importance of selecting binders with a focus on surface energetics, wetting, spreadability, and mechanical properties of the system.

Previous Next

Keywords

Binders; Wet granulation; Polymers; Viscosity; Wettability; Surface energetics; Stability; Solvent; Regulatory

Recommended articles

Cited by (24)

A comprehensive review on cellulose-based hydrogel and its potential application in the food industry

2022, Applied Food Research

Show abstract

A formulation development strategy for dual-release bilayer tablets: An integrated approach of quality by design and a placebo layer

2022, International Journal of Pharmaceutics

Show abstract

Micellar buccal film for safe and effective control of seizures: Preparation, in vitro characterization, ex vivo permeation studies and in vivo assessment

2021, European Journal of Pharmaceutical Sciences

Show abstract

Wet granulation end point prediction using dimensionless numbers in a mixer torque rheometer: Relationship between capillary and Weber numbers and the optimal wet mass consistency

2021, International Journal of Pharmaceutics

Show abstract

A review of cellulose and its derivatives in biopolymer-based for food packaging application

2021, Trends in Food Science and Technology

Show abstract

Recent advances in composites based on cellulose derivatives for biomedical applications

2020, Carbohydrate Polymers

Show abstract

View all citing articles on Scopus

Copyright © 2019 Elsevier Inc. All rights reserved.

Copyright © 2022 Elsevier B.V. or its licensors or contributors.
ScienceDirect® is a registered trademark of Elsevier B.V.

Attachment 41b

UMMC Faculty, Staff and Students: If you are not automatically signed in, click "sign in" on the right and enter your UMMC username and password.

UMMC Rowland Medical Library

Sign in

Back to Search Results

Result **1** of 77

1

Cite

Share

Save

Handbook of pharmaceutical wet granulation : theory and practice in a quality by design paradigm

Authors: Ajit S Narang (Editor), Sherif I F Badawy (Editor)

Print Book 2018

Amsterdam : Academic Press, 2018.

Case No.: IPR2023-00209
U.S. Patent No. 10,039,306

Access Options

✔ **Available**

University of Mississippi Medical Center Rowland Medical Library

Rowland Medical Library

BOOK STACKS

QV 779 N218h 2018

More Author/Title Info: edited by Ajit S. Narang, Sherif I.F. Badawy.

Physical Description: 1 volume ; 28 cm

Subjects:

Faceted Application of Subject Terminology

Handbooks and manuals

Library of Congress Subject Headings

Pharmaceutical technology

Granulation

Medical Subject Headings

Technology, Pharmaceutical

Drug Compounding

Tablets

Wettability

Particle Size

Wetting Agents

Répertoire de Vedettes-Matière

Techniques pharmaceutiques

Genre:

Handbooks and manuals.

Database: WorldCat

Case No.: IPR2023-00209
U.S. Patent No. 10,039,306

Database: WorldCat

ISBN: 9780128104606, 0128104600

OCLC Number/Unique Identifier: 1002834514

More Item Details

Availability of this Edition at University of Mississippi Medical Center Rowland Medical Library

Search volume, year, or item

Rowland Medical Library

1 Available at this Location

Other Availability & Holdings

Other Libraries Worldwide (6 Libraries)

Check for Electronic Resources

Case No.: IPR2023-00209
U.S. Patent No. 10,039,306

Language:

English

Brought to you by WorldCat Discovery
Copyright © 2001-2022 OCLC. All rights reserved.

Privacy policy
Terms and conditions
Cookie notice
Accessibility statement

ISO 27001 certificate

Registry ID: 1620
Institution Symbol: MRM

REL-1.283.1-226
e9b6a443-8d55-48eb-9023-4ef8517d36ea

Resources
Advanced Search
Course Reserves
Send Feedback

PubMed
AtoZ eJournal List
Remote Login
AtoZ Database List
AtoZ eBook List

Search history

My Account
Sign in

Case No.: IPR2023-00209
U.S. Patent No. 10,039,306

Attachment 41c

OCLC 1002834514 **No holdings in XXX - 6 other holdings**

Books

								Rec Stat		Entered	20181126	Replaced	20220403053007.8
Type	a	ELvl	8	Srce	d	Audn		Ctrl		Lang	eng		
BLvl	m	Form		Conf	0	Biog		MRec		Ctry	ne		
		Cont		GPub		LitF	0	Indx	0				
Desc	i	Ills		Fest	0	DtSt	s	Dates	2018,				

040 UKMGB $b eng $e rda $c UKMGB $d OCLCO $d OCLCF $d OCLCQ $d OCLCO
015 GBB8M8923 $2 bnb
016 7 019160258 $2 Uk
019 1001535153
020 9780128104606 $q (hbk.)
020 0128104600
082 04 615.19 $2 23
090 $b
245 00 Handbook of pharmaceutical wet granulation : $b theory and practice in a quality by design paradigm / $c edited by Ajit S. Narang, Sherif I.F. Badawy.
264 1 Amsterdam : $b Academic Press, $c 2018.
300 1 volume ; $c 28 cm
336 text $b txt $2 rdacontent
337 unmediated $b n $2 rdamedia
338 volume $b nc $2 rdacarrier
650 0 Pharmaceutical technology.
650 0 Granulation.
650 2 Technology, Pharmaceutical $0 (DNLM)D013678
650 6 Techniques pharmaceutiques. $0 (CaQQLa)201-0138380
650 6 Granulation. $0 (CaQQLa)201-0124446
650 7 Granulation. $2 fast $0 (OCoLC)fst00946475
650 7 Pharmaceutical technology. $2 fast $0 (OCoLC)fst01060211
655 7 Handbooks and manuals. $2 fast $0 (OCoLC)fst01423877
700 1 Narang, Ajit S., $e editor.
700 1 Badawy, Sherif I. F., $e editor.

Attachment 41d

The Library of Congress

>> Go to Library of Congress Online Catalog

LIBRARY OF CONGRESS AUTHORITIES

The Library's Main Reading Room will close to researchers earlier than usual, at 5:00pm, on Thurs., Nov. 3. All other reading rooms will be open according to their daily schedules.

Help | New Search | Search History | Headings List | Start Over

Previous Next

MARC Display | Labelled Display

LC control no.: sh 85100590
LCCN Permalink: https://lccn.loc.gov/sh85100590
HEADING: Pharmaceutical technology

000 00548cz a2200205n 450
001 4750373
005 20120327100209.0
008 860211i| anannbabn |b ana
010 __ |**a** sh 85100590
035 __ |**a** (DLC)sh 85100590
035 __ |**a** (DLC)97058
040 __ |**a** DLC |**c** DLC |**d** DLC
053 _0 |**a** RS192 |**b** RS199
150 __ |**a** Pharmaceutical technology
450 __ |**a** Pharmaceutical laboratory techniques
450 __ |**a** Pharmaceutical laboratory technology
450 __ |**a** Technology, Pharmaceutical
550 __ |**w** g |**a** Technology
906 __ |**t** 8513 |**u** fk03 |**v** 0
953 __ |**a** xx00

Previous Next

Save, Print or Email Records (View Help)

Select Download Format: Text (Labelled Display) | Press to SAVE or PRINT

Email Text (Labelled Display) to: | Press to SEND EMAIL

Help - Search - Search History - Headings List - Start Over

Library of Congress

Library of Congress Authorities
URL: http://authorities.loc.gov/

URL: https://www.loc.gov/

Mailing Address:
101 Independence Ave, S.E.
Washington, DC 20540

Library of Congress Online Catalog
URL: https://catalog.loc.gov/

Questions, comments, error reports: Contact Us

Attachment 41e

Case No.: IPR2023-00209
U.S. Patent No. 10,039,306

The Library of Congress

>> Go to Library of Congress Online Catalog

LIBRARY OF CONGRESS AUTHORITIES

The Library's Main Reading Room will close to researchers earlier than usual, at 5:00pm, on Thurs., Nov. 3. All other reading rooms will be open according to their daily schedules.

Help | New Search | Search History | Headings List | Start Over

Previous Next

MARC Display | Labelled Display

LC control no.: sh 90002672
LCCN Permalink: https://lccn.loc.gov/sh90002672
HEADING: Granulation

000 00716cz a2200253n 450
001 4832160
005 20120330073203.0
008 900605i| anannbabn |a ana
010 __ |**a** sh 90002672
035 __ |**a** (DLC)sh 90002672
035 __ |**a** (DLC)178845
040 __ |**a** DLC |**c** DLC
150 __ |**a** Granulation
550 __ |**w** g |**a** Agglomeration
550 __ |**w** g |**a** Manufacturing processes
670 __ |**a** Work cat.: Granulation technology for bioproducts, 1990.
670 __ |**a** Hackh chem. dict.: |**b** 5-e.
670 __ |**a** TEST |**b** (Granulation UF Graining)
670 __ |**a** Random House.
670 __ |**a** Web. 3.
906 __ |**t** 9026 |**u** fk05 |**v** 1
952 __ |**a** 1 bib. record(s) to be changed
952 __ |**a** LC pattern: Agglomeration; Pelletizing
953 __ |**a** ff01

Previous Next

Save, Print or Email Records (View Help)

Select Download Format: Text (Labelled Display) | Press to SAVE or PRINT

Email Text (Labelled Display) to:
Press to SEND EMAIL

Help - Search - Search History - Headings List - Start Over

Library of Congress
URL: https://www.loc.gov/

Mailing Address:
101 Independence Ave,
S.E.
Washington, DC 20540

Library of Congress Authorities
URL: http://authorities.loc.gov/
Library of Congress Online Catalog
URL: https://catalog.loc.gov/

Questions, comments, error reports: Contact Us

Attachment 41f

Copyright
United States Copyright Office

The Library's Main Reading Room will close to researchers earlier than usual, at 5:00pm, on Thurs., Nov. 3. All other reading rooms will be open according to their daily schedules.

Try the Copyright Public Records System (CPRS) pilot with enhanced search features and filters.

Help | Search | History | Titles | Start Over

Public Catalog

Copyright Catalog (1978 to present)
Search Request: Left Anchored Title = Handbook of Pharmaceutical Wet Granulation
Search Results: Displaying 1 of 1 entries

previous next

Labeled View

Handbook of Pharmaceutical Wet Granulation Edition 1 .

Type of Work: Text
Registration Number / Date: TX0008830249 / 2019-12-06
Application Title: Handbook of Pharmaceutical Wet Granulation Edition 1 .
Title: Handbook of Pharmaceutical Wet Granulation Edition 1 .
Description: Book, 859 p.
Copyright Claimant: Elsevier Inc., Transfer: Rights transferred by written agreement from the Editor(s) and unnamed Contributors. Address: 1600 Blvd Suite 1800, Philadelphia, PA, 19103, United States.
Date of Creation: 2018
Date of Publication: 2018-10-09
Nation of First Publication: United States
Authorship on Application: Sherif Badawy; Citizenship: not known. Authorship: text.

Ajit Narang; Citizenship: not known. Authorship: text.

Pre-existing Material: Permissioned materials.

Basis of Claim: text.

Rights and Permissions: permissions@elsevier.com

Copyright Note: C.O. correspondence.

Basis for Registration: Collective work.

ISBN: 9780128104606

Names: Badawy, Sherif
Narang, Ajit
Elsevier Inc.

previous next

Save, Print and Email (Help Page)

Select Download Format Full Record Format for Print/Save

Enter your email address: Email

Help Search History Titles Start Over

Contact Us | Request Copies | Get a Search Estimate | Frequently Asked Questions (FAQs) about Copyright | Copyright Office Home Page | Library of Congress Home Page

Attachment 42a

```
001    994100000011586865
005    20210504091402.0
006    m     o  d
007    cr cnu||||||||
008    210504s2021    enk     o     000 0 eng d
020    ##$a0-12-821464-3
035    ##$a(CKB)4100000011586865
035    ##$a(MiAaPQ)EBC6402022
040    ##$aCaPaEBR $beng $erda $epn $cCaPaEBR $dUtOrBLW
050    14$aTX531 $b.F663 2021
082    04$a664 $223
245    00$aFood structure and functionality / $cedited by Charis M.
Galanakis.
264    #1$aLondon, United Kingdom : $bAcademic Press, an imprint of
Elsevier, $c[2021]
264    #4$cÂ©2021
300    ##$a1 online resource (269 pages)
336    ##$atext $btxt $2rdacontent
337    ##$acomputer $bc $2rdamedia
338    ##$aonline resource $bcr $2rdacarrier
588    ##$aDescription based on print version record.
650    #0$aFood $xComposition.
655    #0$aElectronic books.
776    ##$z0-12-821453-8
700    1#$aGalanakis, Charis M., $eeditor.
797    2#$aebrary
906    ##$aBOOK
```