

Fig. 11.13 Microtune single-chip tuner integrated onto the receiver's main PCB [3]

The advantages of this concept are the following: Tuners are small, light-weight, are integrated in the receiver board and are cost-effective in production (no manual placement and soldering of the tuner module). On the other hand the disadvantages in comparison to the more classical tuners are the following: the power dissipation is higher, the performance is slightly lower and the cost of the components is higher – but this list is from a snapshot from the year 2002, and time will tell.

11.4.3.3 Network Interface Module (NIM) Technology

One interesting technology for reception of DVB signals in general – be it DVB-S, DVB-C, or DVB-T- is the implementation of a so-called Network Interface Module (NIM). A NIM integrates in one module all signal processing from RF input to MPEG-2 transport stream output, containing the whole tuner functionality, the IF processing and the DVB-T decoder chip. The size of such a module is roughly double that of a standard tuner module. A NIM shows a number of advantages for the design of a DVB-T receiver:

- It has all the technology and the related know-how "on board", in one module. The receiver designer is therefore not forced to bother with RF problems like crosstalk etc.
- The RF and IF processing and also the PCB layout are optimally adapted to the integrated DVB-T decoder chip.
- NIMs from various manufactures can be interchanged. The control software needs to be adapted, which usually is rather simply done by re-

[3] With kind permission of Microtune (TEMIC-Tuners)

designing the appropriate I²C bus routines, and a rather small PCB layout adaptation is typically required.
- Since NIMs are available for the different DVB transmission systems, namely satellite, cable, and terrestrial, they allow for the design of exactly the same receiver for all DVB systems.

Figure 11.14 shows a typical Network Interface Module (NIM).



Fig. 11.14 Network Interface Module (NIM) from Philips [4] (top and bottom view)

Integrating a NIM into a receiver design is a good choice for PC-extension cards and for set-top boxes. If the performance is good enough they may be used for IDTVs. But for other receiver classes, NIMs have two main disadvantages:

- The size of a NIM is still quite large, so it may not be the perfect choice for small receivers like in PDAs or USB card extensions.
- It is not possible to control the RF- and IF-processing parameters, especially of the AGC from outside the NIM. These parameters, therefore, cannot be adapted or optimised for difficult reception conditions like the mobile channel. The NIM is therefore less suited for automotive receivers and PDAs
- The designer has to take the module "as it is". Exchanging parts, e.g. the DVB-T decoder or the SAW filter, for a part from a different supplier is not possible.

[4] With kind permission of Philips Components, Business Unit Tuners.

APPENDIX UNDERBOECK01

screenshot-catalog.libraries.psu.edu-2022.11.18-08_35_09
https://catalog.libraries.psu.edu/catalog/1155236/marc_view
18.11.2022

Welcome to the new Penn State Libraries Catalog!

PennState University Libraries | Catalog

Bookmarks 0 Course Reserves My Account

Keyword Search... Search Advanced search Start Over

Share Bookmark Report an Issue

MARC View

ASK A LIBRARIAN

LEADER 11948nas a22013931 4500			
001 1155236			
003 SIRSI			
005 20151215042139.0			
008 820514c19539999xx bu 0 0eng d			
010			a| 58035217
019			a| MARS
022			a| 0018-9448
030			a| IETTAW
035			a| LIAS1345264
040			d| UtOrBLW
245	0	0	a| IEEE transactions on information theory.
247	0	0	f| Feb. 1953-Sept. 1954, a| Transactions.
247	1	0	f| Mar. 1955-1962, a| IRE transactions on information theory.
264		1	a| New York : b| [publisher not identified]
300			a| volumes ; c| 28 cm
336			a| text b| txt 2| rdacontent
337			a| unmediated b| n 2| rdamedia
338			a| volume b| nc 2| rdacarrier
362	0		a| PGIT 1-4, Feb. 1953 - Sept. 1954 ; IT 1-33, Mar. 1955 - Nov. 1987 ; Vol. 34, no. 1 (Jan. 1988) -
550			a| Vols. for 1953-62 issued by the Institute of Radio Engineers, Professional Group on Information Theory; 1963- by Institute of Electrical and Electronics Engineers, Information Theory Group (called 1963, Professional Technical Group on Information Theory).
650		0	a| Information theory v| Periodicals.
650		0	a| Telecommunication v| Periodicals.
710	2		a| Institute of Radio Engineers. b| Professional Group on Information Theory.
710	2		a| Institute of Electrical and Electronics Engineers. b| Information Theory Group.
533			a| Microform. b| [New York, N.Y.? c| IEEE], d| 19__? e| microfiches ; 11 x 15 cm.
949			a| Periodical w| ASIS c| 1 i| 1155236-2001 d| 11/9/2000 l| PERIOD-HB m| HARRISBURG r| Y s| Y t| PERIODICAL u| 4/13/2001
949			a| Q350.I2 v.IT1-v.IT2 1955/56 w| LCPER c| 1 i| 000018884357 d| 11/9/2000 e| 7/16/1996 l| ACAD-BLDG m| UP-ANNEX r| Y s| Y t| PERIODICAL u| 4/13/2001
949			a| Microfiche w| ASIS c| 1 i| 1155236-6001 d| 11/9/2000 l| MICROS-HB m| HARRISBURG r| Y s| Y t| MICROFORM u| 4/13/2001
949			a| Q350.I2 v.38 May-Nov.1992 w| LCPER c| 1 i| 000047859197 l| CATO-PARK m| UP-ANNEX r| Y s| Y t| PERIODICAL u| 11/28/2001
949			a| Q350.I2 v.38 Jan.-Mar.1992 w| LCPER c| 1 i| 000047859180 d| 2/28/2006 l| CATO-PARK m| UP-ANNEX q| 1 r| Y s| Y t| PERIODICAL u| 11/28/2001
949			a| Q350.I2 v.37 July-Nov.1991 w| LCPER c| 1 i| 000047859173 l| CATO-PARK m| UP-ANNEX r| Y s| Y t| PERIODICAL u| 11/28/2001
949			a| Q350.I2 v.37 Jan.-May 1991 w| LCPER c| 1 i| 000047859166 l| CATO-PARK m| UP-ANNEX r| Y s| Y t| PERIODICAL u| 11/28/2001
949			a| Q350.I2 v.36 July-Nov.1990 w| LCPER c| 1 i| 000047859159 l| CATO-PARK m| UP-ANNEX r| Y s| Y t| PERIODICAL u| 11/28/2001
949			a| Q350.I2 v.36 Jan.-May 1990 w| LCPER c| 1 i| 000047859142 l| CATO-PARK m| UP-ANNEX r| Y s| Y t| PERIODICAL u| 11/28/2001
949			a| Q350.I2 v.35 July-Nov.1989 w| LCPER c| 1 i| 000047859135 l| CATO-PARK m| UP-ANNEX r| Y s| Y t| PERIODICAL u| 11/28/2001
949			a| Q350.I2 v.35 Jan.-May 1989 w| LCPER c| 1 i| 000047859128 l| CATO-PARK m| UP-ANNEX r| Y s| Y t| PERIODICAL u| 11/28/2001
949			a| Q350.I2 v.34 Sept.-Nov.1988 w| LCPER c| 1 i| 000047859111 l| CATO-PARK m| UP-ANNEX r| Y s| Y t| PERIODICAL u| 11/28/2001
949			a| Q350.I2 v.34 Jan.-July 1988 w| LCPER c| 1 i| 000047859104 l| CATO-PARK m| UP-ANNEX r| Y s| Y t| PERIODICAL u| 11/28/2001
949			a| Q350.I2 v.33 July-Nov.1987 w| LCPER c| 1 i| 000047859098 l| CATO-PARK m| UP-ANNEX r| Y s| Y t| PERIODICAL u| 11/28/2001
949			a| Q350.I2 v.33 Jan.-May 1987 w| LCPER c| 1 i| 000047859081 l| CATO-PARK m| UP-ANNEX r| Y s| Y t| PERIODICAL u| 11/28/2001
949			a| Q350.I2 v.32 1986 w| LCPER c| 1 i| 000047859074 d| 4/17/2003 e| 4/17/2003 l| CATO-PARK m| UP-ANNEX n| 1 r| Y s| Y t| PERIODICAL u| 11/28/2001
949			a| Q350.I2 v.31 1985 w| LCPER c| 1 i| 000047859067 d| 11/22/2002 l| CATO-PARK m| UP-ANNEX q| 1 r| Y s| Y t| PERIODICAL u| 11/28/2001
949			a| Q350.I2 v.30 1984 w| LCPER c| 1 i| 000047859050 d| 4/24/2003 l| CATO-PARK m| UP-ANNEX q| 1 r| Y s| Y t| PERIODICAL u| 11/28/2001
949			a| Q350.I2 v.29 1983 w| LCPER c| 1 i| 000047859043 d| 4/17/2003 e| 4/17/2003 l| CATO-PARK m| UP-ANNEX n| 1 r| Y s| Y t| PERIODICAL u| 11/28/2001

949 a| Q350.I2 v.28 1982 w| LCPER c| 1 i| 000047859036 d| 4/17/2003 e| 4/17/2003 l| CATO-PARK m| UP-ANNEX n| 1 r| Y s| Y t| PERIODICAL u| 11/28/2001

949 a| Q350.I2 v.27 1981 w| LCPER c| 1 i| 000047859029 d| 4/27/2004 l| CATO-PARK m| UP-ANNEX q| 1 r| Y s| Y t| PERIODICAL u| 11/28/2001

949 a| Q350.I2 v.51 Sept-Oct 2005 w| LCPER c| 1 i| 000054949973 l| CATO-PARK m| UP-ANNEX r| Y s| Y t| PERIODICAL u| 1/27/2006

949 a| Q350.I2 v.51 July-Aug 2005 w| LCPER c| 1 i| 000054949997 l| CATO-PARK m| UP-ANNEX r| Y s| Y t| PERIODICAL u| 1/27/2006

949 a| Q350.I2 v.51 Apr-June 2005 w| LCPER c| 1 i| 000054949980 l| CATO-PARK m| UP-ANNEX r| Y s| Y t| PERIODICAL u| 1/27/2006

949 a| Q350.I2 v.50 Oct-Dec 2004 w| LCPER c| 1 i| 000054823471 l| CATO-PARK m| UP-ANNEX r| Y s| Y t| PERIODICAL u| 2/18/2005

949 a| Q350.I2 v.50 July-Sept 2004 w| LCPER c| 1 i| 000054823587 l| CATO-PARK m| UP-ANNEX r| Y s| Y t| PERIODICAL u| 2/18/2005

949 a| Q350.I2 v.50 Apr-June 2004 w| LCPER c| 1 i| 000054818200 d| 2/11/2005 e| 2/11/2005 l| CATO-PARK m| UP-ANNEX n| 1 r| Y s| Y t| PERIODICAL u| 9/21/2004

949 a| Q350.I2 v.50 Jan-Mar 2004 w| LCPER c| 1 i| 000054818217 l| CATO-PARK m| UP-ANNEX r| Y s| Y t| PERIODICAL u| 9/21/2004

949 a| Q350.I2 v.49 Oct-Dec 2003 w| LCPER c| 1 i| 000052806063 l| CATO-PARK m| UP-ANNEX r| Y s| Y t| PERIODICAL u| 3/2/2004

949 a| Q350.I2 v.49 July-Sept 2003 w| LCPER c| 1 i| 000052806070 l| CATO-PARK m| UP-ANNEX r| Y s| Y t| PERIODICAL u| 3/2/2004

949 a| Q350.I2 v.49 Apr-June 2003 w| LCPER c| 1 i| 000052548680 l| CATO-PARK m| UP-ANNEX r| Y s| Y t| PERIODICAL u| 9/9/2003

949 a| Q350.I2 v.49 Jan-Mar 2003 w| LCPER c| 1 i| 000052548659 l| CATO-PARK m| UP-ANNEX r| Y s| Y t| PERIODICAL u| 9/9/2003

949 a| Q350.I2 v.48 Oct-Dec 2002 w| LCPER c| 1 i| 000052487965 l| CATO-PARK m| UP-ANNEX r| Y s| Y t| PERIODICAL u| 5/30/2003

949 a| Q350.I2 v.48 July-Sept 2002 w| LCPER c| 1 i| 000051778002 l| CATO-PARK m| UP-ANNEX r| Y s| Y t| PERIODICAL u| 3/4/2003

949 a| Q350.I2 v.48 Apr-June 2002 w| LCPER c| 1 i| 000051777999 l| CATO-PARK m| UP-ANNEX r| Y s| Y t| PERIODICAL u| 3/4/2003

949 a| Q350.I2 v.48 Jan-Mar 2002 w| LCPER c| 1 i| 000052486746 l| CATO-PARK m| UP-ANNEX r| Y s| Y t| PERIODICAL u| 5/30/2003

949 a| Q350.I2 v.47 July-Nov.2001 w| LCPER c| 1 i| 000048278676 l| CATO-PARK m| UP-ANNEX r| Y s| Y t| PERIODICAL u| 3/7/2002

949 a| Q350.I2 v.47 Jan.-May 2001 w| LCPER c| 1 i| 000048282604 l| CATO-PARK m| UP-ANNEX r| Y s| Y t| PERIODICAL u| 3/14/2002

949 a| Q350.I2 v.46 July-Nov.2000 w| LCPER c| 1 i| 000048231756 d| 11/9/2000 l| CATO-PARK m| UP-ANNEX r| Y s| Y t| PERIODICAL u| 4/13/2001

949 a| Q350.I2 v.46 Jan.-May 2000 w| LCPER c| 1 i| 000047850545 l| CATO-PARK m| UP-ANNEX r| Y s| Y t| PERIODICAL u| 11/28/2001

949 a| Q350.I2 v.45 May-Nov.1999 w| LCPER c| 1 i| 000047850538 d| 11/11/2003 l| CATO-PARK m| UP-ANNEX q| 1 r| Y s| Y t| PERIODICAL u| 11/28/2001

949 a| Q350.I2 v.45 Jan.-Apr.1999 w| LCPER c| 1 i| 000047850521 l| CATO-PARK m| UP-ANNEX r| Y s| Y t| PERIODICAL u| 11/28/2001

949 a| Q350.I2 v.44 July-Nov.1998 w| LCPER c| 1 i| 000047850514 d| 6/17/2004 l| CATO-PARK m| UP-ANNEX q| 2 r| Y s| Y t| PERIODICAL u| 11/28/2001

949 a| Q350.I2 v.44 Jan.-May 1998 w| LCPER c| 1 i| 000047850507 l| CATO-PARK m| UP-ANNEX r| Y s| Y t| PERIODICAL u| 11/28/2001

949 a| Q350.I2 v.43 July-Nov.1997 w| LCPER c| 1 i| 000047850491 l| CATO-PARK m| UP-ANNEX r| Y s| Y t| PERIODICAL u| 11/28/2001

949 a| Q350.I2 v.43 Jan.-May 1997 w| LCPER c| 1 i| 000047850484 l| CATO-PARK m| UP-ANNEX r| Y s| Y t| PERIODICAL u| 11/28/2001

949 a| Q350.I2 v.42 July-Nov.1996 w| LCPER c| 1 i| 000047850477 l| CATO-PARK m| UP-ANNEX r| Y s| Y t| PERIODICAL u| 11/28/2001

949 a| Q350.I2 v.42 Jan.-May 1996 w| LCPER c| 1 i| 000047850460 l| CATO-PARK m| UP-ANNEX r| Y s| Y t| PERIODICAL u| 11/28/2001

949 a| Q350.I2 v.41 July-Nov.1995 w| LCPER c| 1 i| 000047850453 l| CATO-PARK m| UP-ANNEX r| Y s| Y t| PERIODICAL u| 11/28/2001

949 a| Q350.I2 v.41 Jan.-May 1995 w| LCPER c| 1 i| 000047850446 l| CATO-PARK m| UP-ANNEX r| Y s| Y t| PERIODICAL u| 11/28/2001

949 a| Q350.I2 v.40 July-Nov.1994 w| LCPER c| 1 i| 000047850439 d| 6/17/2004 l| CATO-PARK m| UP-ANNEX q| 1 r| Y s| Y t| PERIODICAL u| 11/28/2001

949 a| Q350.I2 v.40 Jan.-May 1994 w| LCPER c| 1 i| 000047850422 l| CATO-PARK m| UP-ANNEX r| Y s| Y t| PERIODICAL u| 11/28/2001

949 a| Q350.I2 v.39 July-Nov.1993 w| LCPER c| 1 i| 000047850415 d| 6/10/2003 l| CATO-PARK m| UP-ANNEX q| 1 r| Y s| Y t| PERIODICAL u| 11/28/2001

949 a| Q350.I2 v.39 Jan.-May 1993 w| LCPER c| 1 i| 000047859203 l| CATO-PARK m| UP-ANNEX r| Y s| Y t| PERIODICAL u| 11/28/2001

949 a| Q350.I2 v.51 Nov-Dec 2005 w| LCPER c| 1 i| 000054950009 l| CATO-PARK m| UP-ANNEX r| Y s| Y t| PERIODICAL u| 1/27/2006

949 a| Q350.I2 v.51 Jan 2005 w| LCPER c| 1 i| 000055036528 l| CATO-PARK m| UP-ANNEX r| Y s| Y t| PERIODICAL u| 9/22/2005

949 a| Q350.I2 v.51 Feb 2005 w| LCPER c| 1 i| 000055036511 l| CATO-PARK m| UP-ANNEX r| Y s| Y t| PERIODICAL u| 9/22/2005

949 a| Q350.I2 v.51 Mar 2005 w| LCPER c| 1 i| 000055036429 l| CATO-PARK m| UP-ANNEX r| Y s| Y t| PERIODICAL u| 9/22/2005

949 a| Q350.I2 v.52 Jan 2006 w| LCPER c| 1 i| 000055132749 l| CATO-PARK m| UP-ANNEX r| Y s| Y t| PERIODICAL u| 7/25/2006

949 a| Q350.I2 v.52 Feb 2006 w| LCPER c| 1 i| 000055132657 l| CATO-PARK m| UP-ANNEX r| Y s| Y t| PERIODICAL u| 7/25/2006

949 a| Q350.I2 v.52 Mar 2006 w| LCPER c| 1 i| 000055132756 l| CATO-PARK m| UP-ANNEX r| Y s| Y t| PERIODICAL u| 7/25/2006

949 a| Q350.I2 v.52 Apr 2006 w| LCPER c| 1 i| 000055132763 l| CATO-PARK m| UP-ANNEX r| Y s| Y t| PERIODICAL u| 7/25/2006

949 a| Q350.I2 v.52 May 2006 w| LCPER c| 1 i| 000055132046 l| CATO-PARK m| UP-ANNEX r| Y s| Y t| PERIODICAL u| 7/25/2006

949 a| Q350.I2 v.52 June 2006 w| LCPER c| 1 i| 000055132732 l| CATO-PARK m| UP-ANNEX r| Y s| Y t| PERIODICAL u| 7/25/2006

949 a| Q350.I2 v.52 July 2006 w| LCPER c| 1 i| 000061745452 l| CATO-PARK m| UP-ANNEX r| Y s| Y t| PERIODICAL u| 11/16/2007

949 a| Q350.I2 v.52 Aug 2006 w| LCPER c| 1 i| 000061745469 l| CATO-PARK m| UP-ANNEX r| Y s| Y t| PERIODICAL u| 11/16/2007

949 a| Q350.I2 v.52 Sept 2006 w| LCPER c| 1 i| 000061745483 l| CATO-PARK m| UP-ANNEX r| Y s| Y t| PERIODICAL u| 11/16/2007

949 a| Q350.I2 v.52 Oct 2006 w| LCPER c| 1 i| 000061745490 l| CATO-PARK m| UP-ANNEX r| Y s| Y t| PERIODICAL u| 11/16/2007

949 a| Q350.I2 v.52 Nov 2006 w| LCPER c| 1 i| 000061745445 l| CATO-PARK m| UP-ANNEX r| Y s| Y t| PERIODICAL u| 11/16/2007

949 a| Q350.I2 v.52 Dec 2006 w| LCPER c| 1 i| 000061745476 l| CATO-PARK m| UP-ANNEX r| Y s| Y t| PERIODICAL u| 11/16/2007

949 a| Q350.I2 v.PGIT2-PGIT4 1953/54 w| LCPER c| 1 i| 000025183719 l| ACAD-BLDG m| UP-ANNEX r| Y s| Y t| PERIODICAL u| 2/18/2010

949 a| Q350.I2 v.IT3-v.IT4 1957/58 w| LCPER c| 1 i| 000067429332 d| 3/5/2012 l| ACAD-BLDG m| UP-ANNEX q| 1 r| Y s| Y t| PERIODICAL u| 2/18/2010

949 a| Q350.I2 v.IT5-v.IT6 1959/60 w| LCPER c| 1 i| 000052241635 l| ACAD-BLDG m| UP-ANNEX r| Y s| Y t| PERIODICAL u| 2/18/2010

949 a| Q350.I2 v.IT7-v.IT8 1961/62 w| LCPER c| 1 i| 000067429349 l| ACAD-BLDG m| UP-ANNEX r| Y s| Y t| PERIODICAL u| 2/18/2010

949 a| Q350.I2 v.IT9-v.IT10 1963/64 w| LCPER c| 1 i| 000067429257 l| ACAD-BLDG m| UP-ANNEX r| Y s| Y t| PERIODICAL u| 2/18/2010

949 a| Q350.I2 v.IT11-v.IT12 1965/66 w| LCPER c| 1 i| 000067429165 l| ACAD-BLDG m| UP-ANNEX r| Y s| Y t| PERIODICAL u| 2/18/2010

949 a| Q350.I2 v.IT13 1967 w| LCPER c| 1 i| 000067429158 l| ACAD-BLDG m| UP-ANNEX r| Y s| Y t| PERIODICAL u| 2/18/2010

949 a| Q350.I2 v.IT14 1968 w| LCPER c| 1 i| 000067429141 l| ACAD-BLDG m| UP-ANNEX r| Y s| Y t| PERIODICAL u| 2/18/2010

949			a| Q350.I2 v.IT15 1969 w| LCPER c| 1 i| 000067429240 l| ACAD-BLDG m| UP-ANNEX r| Y s| Y t| PERIODICAL u| 2/18/2010
949			a| Q350.I2 v.IT16 1970 w| LCPER c| 1 i| 000067429233 l| ACAD-BLDG m| UP-ANNEX r| Y s| Y t| PERIODICAL u| 2/18/2010
949			a| Q350.I2 v.IT17 1971 w| LCPER c| 1 i| 000067429226 l| ACAD-BLDG m| UP-ANNEX r| Y s| Y t| PERIODICAL u| 2/18/2010
949			a| Q350.I2 v.IT18 1972 w| LCPER c| 1 i| 000067429219 l| ACAD-BLDG m| UP-ANNEX r| Y s| Y t| PERIODICAL u| 2/18/2010
949			a| Q350.I2 v.IT19 1973 w| LCPER c| 1 i| 000067429271 l| ACAD-BLDG m| UP-ANNEX r| Y s| Y t| PERIODICAL u| 2/18/2010
949			a| Q350.I2 v.IT20 1974 w| LCPER c| 1 i| 000067429264 l| ACAD-BLDG m| UP-ANNEX r| Y s| Y t| PERIODICAL u| 2/18/2010
949			a| Q350.I2 v.IT21 1975 w| LCPER c| 1 i| 000067429288 l| ACAD-BLDG m| UP-ANNEX r| Y s| Y t| PERIODICAL u| 2/18/2010
949			a| Q350.I2 v.IT22-v.IT23 1976/77 w| LCPER c| 1 i| 000067429295 d| 10/31/2013 l| ACAD-BLDG m| UP-ANNEX q| 1 r| Y s| Y t| PERIODICAL u| 2/18/2010
949			a| Q350.I2 v.IT24 1978 w| LCPER c| 1 i| 000067429301 l| ACAD-BLDG m| UP-ANNEX r| Y s| Y t| PERIODICAL u| 2/18/2010
949			a| Q350.I2 v.IT25 1979 w| LCPER c| 1 i| 000067429318 l| ACAD-BLDG m| UP-ANNEX r| Y s| Y t| PERIODICAL u| 2/18/2010
949			a| Q350.I2 v.IT26 1980 w| LCPER c| 1 i| 000067429325 l| ACAD-BLDG m| UP-ANNEX r| Y s| Y t| PERIODICAL u| 2/18/2010
852	0	1	a| PSt b| UP-ANNEX c| ANNEX h| Q350 i| .I2
866		0	8| 0 a| v.PGIT2(1953)-v.PGIT4(1954), v.IT.1(1955)-v.IT.26(1980), v.27(1981)-v.52(2006)
852	8		a| PSt b| HARRISBURG c| MICROS-HB h| Microfiche
866		0	8| 0 a| v.IT26(1980)-To Date
852	8		a| PSt b| HARRISBURG c| PERIOD-HB h| Periodical
866		0	8| 0 a| v.IT9(1963)-v.IT25(1979)

PennState

Copyright @2019 The Pennsylvania State University. All rights reserved. Except where otherwise noted, this work is subject to a Creative Commons Attribution 4.0 license. Details and exceptions.

Legal Statements | PSU Hotlines

PENN STATE UNIVERSITY LIBRARIES

Libraries Home (814) 865-6368
Libraries Intranet (Staff Only)
Accessibility Help
Website Feedback
Policies and Guidelines
Staff Directory

CONNECT WITH PENN STATE UNIVERSITY LIBRARIES

Facebook
Twitter
Instagram

screenshot-catalog.libraries.psu.edu-2022.11.18-08_35_09
https://catalog.libraries.psu.edu/catalog/1155236/marc_view
18.11.2022

Welcome to the new Penn State Libraries Catalog!

PennState University Libraries | Catalog

Bookmarks 0 Course Reserves My Account

Keyword Search... Search Advanced search Start Over

Share Bookmark Report an Issue

IEEE transactions on information theory

Additional Titles:	Feb. 1953-Sept. 1954, Transactions and Mar. 1955-1962, IRE transactions on information theory
Published:	New York : [publisher not identified]
Physical Description:	volumes ; 28 cm
Additional Creators:	Institute of Radio Engineers. Professional Group on Information Theory and Institute o Electrical and Electronics Engineers. Information Theory Group

ASK A LIBRARIAN

Availability

Browse Nearby on Shelf I Want It

Penn State Harrisburg (2 items)

Call number	Material	Location
Harrisburg - Microforms - 2nd Floor - In-Library Use: Holdings Summary v.IT26(1980)-To Date Harrisburg - Periodicals- Collection Unavailable Fall 2021: Holdings Summary v.IT9(1963)-v.IT25(1979)		
Microfiche	Microfilm, Microfiche, etc.	Harrisburg - Microforms - 2nd Floor - In-Library Use
Periodical	Bound Journal	Harrisburg - Periodicals- Collection Unavailable Fall 2021

Library Storage (87 items)

Call number	Material	Location
Annexed Material: Holdings Summary v.PGIT2(1953)-v.PGIT4(1954), v.IT.1(1955)-v.IT.26(1980), v.27(1981)-v.52(2006)		
Q350.I2 v.27 1981	Bound Journal	Annexed Material
Q350.I2 v.28 1982	Bound Journal	Annexed Material
Q350.I2 v.29 1983	Bound Journal	Annexed Material
Q350.I2 v.30 1984	Bound Journal	Annexed Material
Q350.I2 v.31 1985	Bound Journal	Annexed Material
Q350.I2 v.32 1986	Bound Journal	Annexed Material
Q350.I2 v.33 Jan.-May 1987	Bound Journal	Annexed Material
Q350.I2 v.33 July-Nov.1987	Bound Journal	Annexed Material
Q350.I2 v.34 Jan.-July 1988	Bound Journal	Annexed Material
Q350.I2 v.34 Sept.-Nov.1988	Bound Journal	Annexed Material
Q350.I2 v.35 Jan.-May 1989	Bound Journal	Annexed Material
Q350.I2 v.35 July-Nov.1989	Bound Journal	Annexed Material
Q350.I2 v.36 Jan.-May 1990	Bound Journal	Annexed Material
Q350.I2 v.36 July-Nov.1990	Bound Journal	Annexed Material
Q350.I2 v.37 Jan.-May 1991	Bound Journal	Annexed Material
Q350.I2 v.37 July-Nov.1991	Bound Journal	Annexed Material
Q350.I2 v.38 Jan.-Mar.1992	Bound Journal	Annexed Material
Q350.I2 v.38 May-Nov.1992	Bound Journal	Annexed Material

Q350.I2 v.39 Jan.-May 1993	Bound Journal	Annexed Material
Q350.I2 v.39 July-Nov.1993	Bound Journal	Annexed Material
Q350.I2 v.40 Jan.-May 1994	Bound Journal	Annexed Material
Q350.I2 v.40 July-Nov.1994	Bound Journal	Annexed Material
Q350.I2 v.41 Jan.-May 1995	Bound Journal	Annexed Material
Q350.I2 v.41 July-Nov.1995	Bound Journal	Annexed Material
Q350.I2 v.42 Jan.-May 1996	Bound Journal	Annexed Material
Q350.I2 v.42 July-Nov.1996	Bound Journal	Annexed Material
Q350.I2 v.43 Jan.-May 1997	Bound Journal	Annexed Material
Q350.I2 v.43 July-Nov.1997	Bound Journal	Annexed Material
Q350.I2 v.44 Jan.-May 1998	Bound Journal	Annexed Material
Q350.I2 v.44 July-Nov.1998	Bound Journal	Annexed Material
Q350.I2 v.45 Jan.-Apr.1999	Bound Journal	Annexed Material
Q350.I2 v.45 May-Nov.1999	Bound Journal	Annexed Material
Q350.I2 v.46 Jan.-May 2000	Bound Journal	Annexed Material
Q350.I2 v.46 July-Nov.2000	Bound Journal	Annexed Material
Q350.I2 v.47 Jan.-May 2001	Bound Journal	Annexed Material
Q350.I2 v.47 July-Nov.2001	Bound Journal	Annexed Material
Q350.I2 v.48 Apr-June 2002	Bound Journal	Annexed Material
Q350.I2 v.48 Jan-Mar 2002	Bound Journal	Annexed Material
Q350.I2 v.48 July-Sept 2002	Bound Journal	Annexed Material
Q350.I2 v.48 Oct-Dec 2002	Bound Journal	Annexed Material
Q350.I2 v.49 Apr-June 2003	Bound Journal	Annexed Material
Q350.I2 v.49 Jan-Mar 2003	Bound Journal	Annexed Material
Q350.I2 v.49 July-Sept 2003	Bound Journal	Annexed Material
Q350.I2 v.49 Oct-Dec 2003	Bound Journal	Annexed Material
Q350.I2 v.50 Apr-June 2004	Bound Journal	Annexed Material
Q350.I2 v.50 Jan-Mar 2004	Bound Journal	Annexed Material
Q350.I2 v.50 July-Sept 2004	Bound Journal	Annexed Material
Q350.I2 v.50 Oct-Dec 2004	Bound Journal	Annexed Material
Q350.I2 v.51 Jan 2005	Bound Journal	Annexed Material
Q350.I2 v.51 Feb 2005	Bound Journal	Annexed Material
Q350.I2 v.51 Mar 2005	Bound Journal	Annexed Material
Q350.I2 v.51 Apr-June 2005	Bound Journal	Annexed Material
Q350.I2 v.51 July-Aug 2005	Bound Journal	Annexed Material
Q350.I2 v.51 Nov-Dec 2005	Bound Journal	Annexed Material
Q350.I2 v.51 Sept-Oct 2005	Bound Journal	Annexed Material
Q350.I2 v.52 Jan 2006	Bound Journal	Annexed Material
Q350.I2 v.52 Feb 2006	Bound Journal	Annexed Material
Q350.I2 v.52 Mar 2006	Bound Journal	Annexed Material
Q350.I2 v.52 Apr 2006	Bound Journal	Annexed Material
Q350.I2 v.52 May 2006	Bound Journal	Annexed Material
Q350.I2 v.52 June 2006	Bound Journal	Annexed Material
Q350.I2 v.52 July 2006	Bound Journal	Annexed Material
Q350.I2 v.52 Aug 2006	Bound Journal	Annexed Material
Q350.I2 v.52 Oct 2006	Bound Journal	Annexed Material
Q350.I2 v.52 Nov 2006	Bound Journal	Annexed Material
Q350.I2 v.52 Dec 2006	Bound Journal	Annexed Material
Q350.I2 v.52 Sept 2006	Bound Journal	Annexed Material

Q350.I2 v.IT1-v.IT2 1955/56	Bound Journal	Annexed Material
Q350.I2 v.IT3-v.IT4 1957/58	Bound Journal	Annexed Material
Q350.I2 v.IT5-v.IT6 1959/60	Bound Journal	Annexed Material
Q350.I2 v.IT7-v.IT8 1961/62	Bound Journal	Annexed Material
Q350.I2 v.IT9-v.IT10 1963/64	Bound Journal	Annexed Material
Q350.I2 v.IT11-v.IT12 1965/66	Bound Journal	Annexed Material
Q350.I2 v.IT13 1967	Bound Journal	Annexed Material
Q350.I2 v.IT14 1968	Bound Journal	Annexed Material
Q350.I2 v.IT15 1969	Bound Journal	Annexed Material
Q350.I2 v.IT16 1970	Bound Journal	Annexed Material
Q350.I2 v.IT17 1971	Bound Journal	Annexed Material
Q350.I2 v.IT18 1972	Bound Journal	Annexed Material
Q350.I2 v.IT19 1973	Bound Journal	Annexed Material
Q350.I2 v.IT20 1974	Bound Journal	Annexed Material
Q350.I2 v.IT21 1975	Bound Journal	Annexed Material
Q350.I2 v.IT22-v.IT23 1976/77	Bound Journal	Annexed Material
Q350.I2 v.IT24 1978	Bound Journal	Annexed Material
Q350.I2 v.IT25 1979	Bound Journal	Annexed Material
Q350.I2 v.IT26 1980	Bound Journal	Annexed Material
Q350.I2 v.PGIT2-PGIT4 1953/54	Bound Journal	Annexed Material

Dates of Publication and/or Sequential Designation:

PGIT 1-4, Feb. 1953 - Sept. 1954 ; IT 1-33, Mar. 1955 - Nov. 1987 ; Vol. 34, no. 1 (Jan. 1988) -

Subject(s):

Information theory—Periodicals
Telecommunication—Periodicals

ISSN:

0018-9448

Reproduction Note:

Microform. [New York, N.Y.? IEEE], 19__? microfiches ; 11 x 15 cm.

Issuing Body:

Vols. for 1953-62 issued by the Institute of Radio Engineers, Professional Group on Information Theory; 1963- by Institute of Electrical and Electronics Engineers, Information Theory Group (called 1963, Professional Technical Group on Information Theory).

View MARC record | catkey: 1155236

PennState

Copyright @2019 The Pennsylvania State University. All rights reserved. Except where otherwise noted, this work is subject to a Creative Commons Attribution 4.0 license. Details and exceptions.

Legal Statements | PSU Hotlines

PENN STATE UNIVERSITY LIBRARIES

Libraries Home (814) 865-6368
Libraries Intranet (Staff Only)
Accessibility Help
Website Feedback
Policies and Guidelines
Staff Directory

CONNECT WITH PENN STATE UNIVERSITY LIBRARIES

Facebook
Twitter
Instagram

APPENDIX ROBINS01

screenshot-catalog.libraries.psu.edu-2022.11.18-08_38_28
https://catalog.libraries.psu.edu/catalog/877641
18.11.2022

Welcome to the new Penn State Libraries Catalog!

PennState University Libraries | Catalog

Bookmarks 0 Course Reserves My Account

Keyword Search... Search Advanced search Start Over

Share Bookmark Report an Issue

MARC View

LEADER 00969nam a22002538a 4500
001 877641
003 SIRSI
008 890724s1989 xx 000 0 eng d
010 a| 89006347
019 a| MARS
020 a| 0387511423
035 a| LIAS1427810
035 a| (OCoLC)19589780
040 c| PSt d| WaOLN
050 0 a| LB1028.5 b| .I116 1989
111 2 a| ICCAL '89 d| (1989 : c| Dallas, Tex.)
245 1 0 a| Computer assisted learning : b| 2nd International Conference, ICCAL '89, Dallas, TX, USA, May 9-11, 1989 : proceedings / c| H. Maurer, ed.
260 a| Berlin ; a| New York : b| Springer-Verlag, c| c1989.
300 a| vii, 642 p. : b| ill. ; c| 24 cm.
440 0 a| Lecture notes in computer science ; v| 360
504 a| Includes bibliographical references and index.
650 0 a| Computer-assisted instruction v| Congresses.
700 1 a| Maurer, Hermann A., d| 1941-
949 a| QA76.L4 no.360 w| LC c| 1 i| 000015381712 d| 7/6/1995 e| 12/18/1990 l| ACAD-BLDG m| UP-ANNEX n| 3 r| Y s| Y t| BOOK u| 4/12/2001

ASK A LIBRARIAN

PennState

Copyright @2019 The Pennsylvania State University. All rights reserved. Except where otherwise noted, this work is subject to a Creative Commons Attribution 4.0 license. Details and exceptions.

Legal Statements | PSU Hotlines

PENN STATE UNIVERSITY LIBRARIES

Libraries Home (814) 865-6368
Libraries Intranet (Staff Only)
Accessibility Help
Website Feedback
Policies and Guidelines
Staff Directory

CONNECT WITH PENN STATE UNIVERSITY LIBRARIES

Facebook
Twitter
Instagram

screenshot-catalog.libraries.psu.edu-2022.11.18-08_38_28
https://catalog.libraries.psu.edu/catalog/877641
18.11.2022

Welcome to the new Penn State Libraries Catalog!

PennState University Libraries | Catalog

Bookmarks 0 Course Reserves My Account

Keyword Search... Search Advanced search Start Over

← Previous | 2 of 5,535 | Next →

Share Bookmark Report an Issue

Computer assisted learning : 2nd International Conference, ICCAL '89, Dallas, TX, USA, May 9-11, 1989 : proceedings / H. Maurer, ed.

Conference Author:	ICCAL '89 (1989 : Dallas, Tex.)
Published:	Berlin ; New York : Springer-Verlag, c1989.
Physical Description:	vii, 642 p. : ill. ; 24 cm.
Additional Creators:	Maurer, Hermann A., 1941-

ASK A LIBRARIAN

Availability

Browse Nearby on Shelf I Want It

Library Storage (1 item)

Call number	Material	Location
QA76.L4 no.360	Book	Annexed Material

Series:
Lecture notes in computer science ; 360

Subject(s):
Computer-assisted instruction—Congresses

ISBN:
0387511423

Bibliography Note:
Includes bibliographical references and index.

View MARC record | catkey: 877641

PennState

Copyright @2019 The Pennsylvania State University. All rights reserved. Except where otherwise noted, this work is subject to a Creative Commons Attribution 4.0 license. Details and exceptions.

Legal Statements | PSU Hotlines

PENN STATE UNIVERSITY LIBRARIES
Libraries Home (814) 865-6368
Libraries Intranet (Staff Only)
Accessibility Help
Website Feedback
Policies and Guidelines
Staff Directory

CONNECT WITH PENN STATE UNIVERSITY LIBRARIES
Facebook
Twitter
Instagram

APPENDIX PROAKIS01

screenshot-catalog.libraries.psu.edu-2022.07.27-10_07_00
https://catalog.libraries.psu.edu/catalog/2129820/marc_view
27.07.2022

Scheduled maintenance: Item availability, I Want It, and My Account management will be unavailable on July 13, 2022 from approximately 6:15-7am ET.

PennState University Libraries | Catalog

Bookmarks 0 Course Reserves My Account

Keyword Search... Search Advanced search Start Over

Share Bookmark Report an Issue

MARC View

LEADER 01152nam a2200337 a 4500				
001 2129820				
003 SIRSI				
005 20151215002400.0				
008 001116t20012001xxua b 000 0 eng d				
010				a| 00025305
019				a| MARS
020				a| 0072321113
020				a| 0071181830
020				a| 9780071181839
035				a| LIAS2438679
035				a| (OCoLC)43526842
040				d| WaOLN d| UtOrBLW
100	1			a| Proakis, John G.
245	1	0		a| Digital communications / c| John G. Proakis.
250				a| 4th ed., International ed.
264			1	a| Boston : b| McGraw-Hill, c| [2001]
264			4	c| ©2001
300				a| xxi, 1,002 pages : b| illustrations ; c| 24 cm.
336				a| text b| txt 2| rdacontent
337				a| unmediated b| n 2| rdamedia
338				a| volume b| nc 2| rdacarrier
490	1			a| McGraw-Hill series in electrical and computer engineering
504				a| Includes bibliographical references (pages 963-992) and index.
650		0		a| Digital communications.
830		0		a| McGraw-Hill series in electrical and computer engineering.
949				a| TK5103.7.P76 2001 w| LC c| 1 i| 000054535237 d| 4/24/2013 e| 1/7/2013 l| STACKS-HB3 m| HARRISBURG n| 26 r| Y s| Y t| BOOKFLOAT u| 3/15/2005

ASK A LIBRARIAN

PennState

Copyright @2019 The Pennsylvania State University. All rights reserved. Except where otherwise noted, this work is subject to a Creative Commons Attribution 4.0 license. Details and exceptions.

Legal Statements | PSU Hotlines

PENN STATE UNIVERSITY LIBRARIES

Libraries Home (814) 865-6368
Libraries Intranet (Staff Only)
Accessibility Help
Website Feedback
Policies and Guidelines
Staff Directory

CONNECT WITH PENN STATE UNIVERSITY LIBRARIES

Facebook
Twitter
Instagram

screenshot-catalog.libraries.psu.edu-2022.07.27-10_07_22
https://catalog.libraries.psu.edu/catalog/2129820
27.07.2022

Scheduled maintenance: Item availability, I Want It, and My Account management will be unavailable on July 13, 2022 from approximately 6:15-7am ET.

PennState University Libraries | Catalog

Bookmarks 0 Course Reserves My Account

Keyword | Search... | Search | Advanced search | Start Over

Share | Bookmark | Report an Issue

Digital communications / John G. Proakis

Author:	Proakis, John G.
Published:	Boston : McGraw-Hill, [2001]
Copyright Date:	©2001
Edition:	4th ed., International ed.
Physical Description:	xxi, 1,002 pages : illustrations ; 24 cm.

Availability

I Want It

Penn State Harrisburg (1 item)

Call number	Material	Location
TK5103.7.P76 2001	Book	Checked out, request through Interlibrary Loan

Series:
McGraw-Hill series in electrical and computer engineering

Subject(s):
Digital communications

ISBN:
0072321113
0071181830
9780071181839

Bibliography Note:
Includes bibliographical references (pages 963-992) and index.

View MARC record | catkey: 2129820

ASK A LIBRARIAN

PennState

Copyright @2019 The Pennsylvania State University. All rights reserved. Except where otherwise noted, this work is subject to a Creative Commons Attribution 4.0 license. Details and exceptions.

Legal Statements | PSU Hotlines

PENN STATE UNIVERSITY LIBRARIES
Libraries Home (814) 865-6368
Libraries Intranet (Staff Only)
Accessibility Help
Website Feedback
Policies and Guidelines
Staff Directory

CONNECT WITH PENN STATE UNIVERSITY LIBRARIES
Facebook
Twitter
Instagram

APPENDIX PROAKIS02

Digital Communications

Fourth Edition

John G. Proakis

PENN STATE UNIVERSITY LIBRARIES
A000054535237

A classic in the field, *Digital Communications* makes an excellent gr comprehensive reference book for the professional. This new edition maintai earlier editions with its comprehensive coverage, accuracy, and excellent explanations. It continues to provide the flexible organization that makes this book a good fit for a one- or two-semester course. Features of the new edition of *Digital Communications* include:

- Complete and thorough introduction to the analysis and design of digital communication systems that makes this book a *must-have* reference.
- Flexible organization that makes it useful in a one- or two-semester course.
- Excellent end-of-chapter problems that challenge the student.
- An accompanying website that provides presentation material and solutions for instructors.

This new edition of John Proakis' best-selling *Digital Communications* is up to date with new coverage of current trends in the field. New topics have been added that include:

- Serial and Parallel Concatenated Codes
- Punctured Convolutional Codes
- Turbo TCM
- Turbo Equalization
- Spatial Multiplexing
- Digital Cellular CDMA System Based on DS Spread Spectrum
- Reduced Complexity ML Detectors

The new website offers electronic versions of text figures that are great for creating presentation materials for your course.

Visit the website at
www.mhhe.com/engcs/electrical/proakis

McGraw-Hill Higher Education
A Division of The McGraw-Hill Companies

ISBN 0-07-232111-3
90000
9 780072 321111
www.mhhe.com

Digital Communications

Fourth Edition

JOHN G. PROAKIS
Department of Electrical and Computer Engineering
Northeastern University

McGraw Hill

Boston Burr Ridge, IL Dubuque, IA Madison, WI New York San Francisco St. Louis
Bangkok Bogotá Caracas Lisbon London Madrid Mexico City Milan
New Delhi Seoul Singapore
Sydney Taipei Toronto

McGraw-Hill Higher Education
*A Division of The **McGraw-Hill** Companies*

DIGITAL COMMUNICATIONS

Published by McGraw-Hill, an imprint of The McGraw-Hill Companies, Inc., 1221 Avenue of the Americas, New York, NY, 10020. Copyright © 2001, 1995, 1989, 1983, by The McGraw-Hill Companies, Inc. All rights reserved. No part of this publication may be reproduced or distributed in any form or by any means, or stored in a database or retrieval system, without the prior written consent of The McGraw-Hill Companies, Inc., including, but not limited to, in any network or other electronic storage or transmission, or broadcast for distance learning.
Some ancillaries, including electronic and print components, may not be available to customers outside the United States.

This book is printed on acid-free paper.

4 5 6 7 8 9 0 DOC/DOC 0 9 8 7 6 5 4 3

ISBN 0-07-232111-3

Publisher: *Thomas Casson*
Sponsoring editor: *Catherine Fields Shultz*
Developmental editor: *Emily J. Gray*
Marketing manager: *John Wannemacher*
Project manager: *Craig S. Leonard*
Production supervisor: *Rose Hepburn*
Senior designer: *Kiera Cunningham*
New media: *Christopher Styles*
Compositor: *Interactive Composition Corporation*
Typeface: *10.5/12 Times Roman*
Printer: *Quebecor World Fairfield, Inc.*

Library of Congress Cataloging-in-Publication Data
Proakis, John G.
Digital communications / John G. Proakis.–4th ed.
p. cm.
ISBN 0-07-232111-3
1. Digital communications. I. Title.
TK5103.7.P76 2000
621.382–dc21 00-025305

www.mhhe.com

PENN STATE HARRISBURG LIBRARY
MIDDLETOWN, PA 17057

CONTENTS

Preface xix

1 Introduction 1

1.1 Elements of a Digital Communication System 1
1.2 Communication Channels and Their Characteristics 3
1.3 Mathematical Models for Communication Channels 10
1.4 A Historical Perspective in the Development of Digital Communications 13
1.5 Overview of the Book 15
1.6 Bibliographical Notes and References 16

2 Probability and Stochastic Processes 17

2.1 Probability 17
2.1.1 Random Variables, Probability Distributions, and Probability Densities / 2.1.2 Functions of Random Variables / 2.1.3 Statistical Averages of Random Variables / 2.1.4 Some Useful Probability Distributions / 2.1.5 Upper Bounds on the Tail Probability / 2.1.6 Sums of Random Variables and the Central Limit Theorem
2.2 Stochastic Processes 61
2.2.1 Statistical Averages / 2.2.2 Power Density Spectrum / 2.2.3 Response of a Linear Time-Invariant System to a Random Input Signal / 2.2.4 Sampling Theorem for Band-Limited Stochastic Processes / 2.2.5 Discrete-Time Stochastic Signals and Systems / 2.2.6 Cyclostationary Processes
2.3 Bibliographical Notes and References 75
Problems 75

3 Source Coding 80

3.1 Mathematical Models for Information Sources 80
3.2 A Logarithmic Measure of Information 82
3.2.1 Average Mutual Information and Entropy / 3.2.2 Information Measures for Continuous Random Variables
3.3 Coding for Discrete Sources 90
3.3.1 Coding for Discrete Memoryless Sources / 3.3.2 Discrete Stationary Sources / 3.3.3 The Lempel–Ziv Algorithm

3.4 Coding for Analog Sources—Optimum Quantization 103
3.4.1 Rate-Distortion Function / 3.4.2 Scalar Quantization / 3.4.3 Vector Quantization
3.5 Coding Techniques for Analog Sources 121
3.5.1 Temporal Waveform Coding / 3.5.2 Spectral Waveform Coding / 3.5.3 Model-Based Source Coding
3.6 Bibliographical Notes and References 140
Problems 141

4 Characterization of Communication Signals and Systems 148
4.1 Representation of Band-Pass Signals and Systems 148
4.1.1 Representation of Band-Pass Signals / 4.1.2 Representation of Linear Band-Pass Systems / 4.1.3 Response of a Band-Pass System to a Band-Pass Signal / 4.1.4 Representation of Band-Pass Stationary Stochastic Processes
4.2 Signal Space Representations 158
4.2.1 Vector Space Concepts / 4.2.2 Signal Space Concepts / 4.2.3 Orthogonal Expansions of Signals
4.3 Representation of Digitally Modulated Signals 168
4.3.1 Memoryless Modulation Methods / 4.3.2 Linear Modulation with Memory / 4.3.3 Non-linear Modulation Methods with Memory—CPFSK and CPM
4.4 Spectral Characteristics of Digitally Modulated Signals 201
4.4.1 Power Spectra of Linearly Modulated Signals / 4.4.2 Power Spectra of CPFSK and CPM Signals / 4.4.3 Power Spectra of Modulated Signals with Memory
4.5 Bibliographical Notes and References 221
Problems 222

5 Optimum Receivers for the Additive White Gaussian Noise Channel 231
5.1 Optimum Receiver for Signals Corrupted by Additive White Gaussian Noise 231
5.1.1 Correlation Demodulator / 5.1.2 Matched-Filter Demodulator / 5.1.3 The Optimum Detector / 5.1.4 The Maximum-Likelihood Sequence Detector / 5.1.5 A Symbol-by-Symbol MAP Detector for Signals with Memory
5.2 Performance of the Optimum Receiver for Memoryless Modulation 254
5.2.1 Probability of Error for Binary Modulation / 5.2.2 Probability of Error for M-ary Orthogonal Signals / 5.2.3 Probability of Error for M-ary Biorthogonal Signals / 5.2.4 Probability of Error for Simplex Signals / 5.2.5 Probability of Error for M-ary Binary-Coded Signals / 5.2.6 Probability of Error for M-ary PAM / 5.2.7 Probability of Error for M-ary PSK / 5.2.8 Differential PSK (DPSK)

and Its Performance / 5.2.9 Probability of Error for QAM / 5.2.10 Comparison of Digital Modulation Methods

5.3 Optimum Receiver for CPM Signals 283
5.3.1 Optimum Demodulation and Detection of CPM / 5.3.2 Performance of CPM Signals / 5.3.3 Symbol-by-Symbol Detection of CPM Signals / 5.3.4 Suboptimum Demodulation and Detection of CPM Signals

5.4 Optimum Receiver for Signals with Random Phase in AWGN Channel 300
5.4.1 Optimum Receiver for Binary Signals / 5.4.2 Optimum Receiver for M*-ary Orthogonal Signals / 5.4.3 Probability of Error for Envelope Detection of* M*-ary Orthogonal Signals / 5.4.4 Probability of Error for Envelope Detection of Correlated Binary Signals*

5.5 Performance Analysis for Wireline and Radio Communication Systems 313
5.5.1 Regenerative Repeaters / 5.5.2 Link Budget Analysis in Radio Communication Systems

5.6 Bibliographical Notes and References 318
Problems 319

6 Carrier and Symbol Synchronziation 333

6.1 Signal Parameter Estimation 333
6.1.1 The Likelihood Function / 6.1.2 Carrier Recovery and Symbol Synchronization in Signal Demodulation

6.2 Carrier Phase Estimation 338
6.2.1 Maximum-Likelihood Carrier Phase Estimation / 6.2.2 The Phase-Locked Loop / 6.2.3 Effect of Additive Noise on the Phase Estimate / 6.2.4 Decision-Directed Loops / 6.2.5 Non-Decision-Directed Loops

6.3 Symbol Timing Estimation 359
6.3.1 Maximum-Likelihood Timing Estimation / 6.3.2 Non-Decision-Directed Timing Estimation

6.4 Joint Estimation of Carrier Phase and Symbol Timing 366
6.5 Performance Characteristics of ML Estimators 368
6.6 Bibliographical Notes and References 371
Problems 372

7 Channel Capacity and Coding 376

7.1 Channel Models and Channel Capacity 376
7.1.1 Channel Models / 7.1.2 Channel Capacity / 7.1.3 Achieving Channel Capacity with Orthogonal Signals / 7.1.4 Channel Reliability Functions

7.2 Random Selection of Codes 392
7.2.1 Random Coding Based on M*-ary Binary-Coded Signals / 7.2.2 Random Coding Based on* M*-ary Multiamplitude Signals / 7.2.3 Comparison of* R_0^* *with the Capacity of the AWGN Channel*

7.3 Communication System Design Based on the Cutoff Rate 402

7.4 Bibliographical Notes and References 408
Problems 409

8 Block and Convolutional Channel Codes 416

8.1 Linear Block Codes 416
8.1.1 The Generator Matrix and the Parity Check Matrix / 8.1.2 Some Specific Linear Block Codes / 8.1.3 Cyclic Codes / 8.1.4 Optimum Soft-Decision Decoding of Linear Block Codes / 8.1.5 Hard-Decision Decoding of Linear Block Codes / 8.1.6 Comparison of Performance Between Hard-Decision and Soft-Decision Decoding / 8.1.7 Bounds on Minimum Distance of Linear Block Codes / 8.1.8 Nonbinary Block Codes and Concatenated Block Codes / 8.1.9 Interleaving of Coded Data for Channels with Burst Errors / 8.1.10 Serial and Parallel Concatenated Block Codes

8.2 Convolutional Codes 471
8.2.1 The Transfer Function of a Convolutional Code / 8.2.2 Optimum Decoding of Convolutional Codes—The Viterbi Algorithm / 8.2.3 Probability of Error for Soft-Decision Decoding / 8.2.4 Probability of Error for Hard-Decision Decoding / 8.2.5 Distance Properties of Binary Convolutional Codes / 8.2.6 Punctured Convolutional Codes / 8.2.7 Other Decoding Algorithms for Convolutional Codes / 8.2.8 Practical Considerations in the Application of Convolutional Codes / 8.2.9 Nonbinary Dual-k Codes and Concatenated Codes / 8.2.10 Parallel and Serial Concatenated Convolutional Codes

8.3 Coded Modulation for Bandwidth-Constrained Channels—Trellis-Coded Modulation 522

8.4 Bibliographical Notes and References 539
Problems 541

9 Signal Design for Band-Limited Channels 548

9.1 Characterization of Band-Limited Channels 548

9.2 Signal Design for Band-Limited Channels 554
9.2.1 Design of Band-Limited Signals for No Intersymbol Interference—The Nyquist Criterion / 9.2.2 Design of Band-Limited Signals with Controlled ISI—Partial-Response Signals / 9.2.3 Data Detection for Controlled ISI / 9.2.4 Signal Design for Channels with Distortion

9.3 Probability of Error in Detection of PAM 574
9.3.1 Probability of Error for Detection of PAM with Zero ISI / 9.3.2 Probability of Error for Detection of Partial-Response Signals

9.4 Modulation Codes for Spectrum Shaping 578

9.5 Bibliographical Notes and References 588
Problems 588

10 Communication Through Band-Limited Linear Filter Channels 598

10.1 Optimum Receiver for Channels with ISI and AWGN 599
10.1.1 Optimum Maximum-Likelihood Receiver / 10.1.2 A Discrete-Time Model for a Channel with ISI / 10.1.3 The Viterbi Algorithm for the Discrete-Time White Noise Filter Model / 10.1.4 Performance of MLSE for Channels with ISI

10.2 Linear Equalization 616
10.2.1 Peak Distortion Criterion / 10.2.2 Mean-Square-Error (MSE) Criterion / 10.2.3 Performance Characteristics of the MSE Equalizer / 10.2.4 Fractionally Spaced Equalizers / 10.2.5 Baseband and Passband Linear Equalizers

10.3 Decision-Feedback Equalization 638
10.3.1 Coefficient Optimization / 10.3.2 Performance Characteristics of DFE / 10.3.3 Predictive Decision-Feedback Equalizer / 10.3.4 Equalization at the Transmitter—Tomlinson–Harashima Precoding

10.4 Reduced Complexity ML Detectors 647

10.5 Iterative Equalization and Decoding—Turbo Equalization 649

10.6 Bibliographical Notes and References 651

Problems 652

11 Adaptive Equalization 660

11.1 Adaptive Linear Equalizer 660
11.1.1 The Zero-Forcing Algorithm / 11.1.2 The LMS Algorithm / 11.1.3 Convergence Properties of the LMS Algorithm / 11.1.4 Excess MSE Due to Noisy Gradient Estimates / 11.1.5 Accelerating the Initial Convergence Rate in the LMS Algorithm / 11.1.6 Adaptive Fractionally Spaced Equalizer—The Tap Leakage Algorithm / 11.1.7 An Adaptive Channel Estimator for ML Sequence Detection

11.2 Adaptive Decision-Feedback Equalizer 677

11.3 Adaptive Equalization of Trellis-Coded Signals 678

11.4 Recursive Least-Squares Algorithms for Adaptive Equalization 682
11.4.1 Recursive Least-Squares (Kalman) Algorithm / 11.4.2 Linear Prediction and the Lattice Filter

11.5 Self-Recovering (Blind) Equalization 693
11.5.1 Blind Equalization Based on the Maximum-Likelihood Criterion / 11.5.2 Stochastic Gradient Algorithms / 11.5.3 Blind Equalization Algorithms Based on Second- and Higher-Order Signal Statistics

11.6 Bibliographical Notes and References 704

Problems 705

12 Multichannel and Multicarrier Systems 709

12.1 Multichannel Digital Communications in AWGN Channels 709
12.1.1 Binary Signals / 12.1.2 M-ary Orthogonal Signals

12.2 Multicarrier Communications 715
12.2.1 Capacity of a Nonideal Linear Filter Channel | 12.2.2 An FFT-Based Multicarrier System | 12.2.3 Minimizing Peak-to-Average Ratio in the Multicarrier Systems
12.3 Bibliographical Notes and References 723
Problems 724

13 Spread Spectrum Signals for Digital Communications 726
13.1 Model of Spread Spectrum Digital Communication System 728
13.2 Direct Sequence Spread Spectrum Signals 729
13.2.1 Error Rate Performance of the Decoder | 13.2.2 Some Applications of DS Spread Spectrum Signals | 13.2.3 Effect of Pulsed Interference on DS Spread Spectrum Systems | 13.2.4 Excision of Narrowband Interference in DS Spread Spectrum Systems | 13.2.5 Generation of PN Sequences
13.3 Frequency-Hopped Spread Spectrum Signals 771
13.3.1 Performance of FH Spread Spectrum Signals in an AWGN Channel | 13.3.2 Performance of FH Spread Spectrum Signals in Partial-Band Interference | 13.3.3 A CDMA System Based on FH Spread Spectrum Signals
13.4 Other Types of Spread Spectrum Signals 784
13.5 Synchronization of Spread Spectrum Systems 786
13.6 Bibliographical Notes and References 792
Problems 794

14 Digital Communications through Fading Multipath Channels 800
14.1 Characterization of Fading Multipath Channels 801
14.1.1 Channel Correlation Functions and Power Spectra | 14.1.2 Statistical Models for Fading Channels
14.2 The Effect of Signal Characteristics on the Choice of a Channel Model 814
14.3 Frequency-Nonselective, Slowly Fading Channel 816
14.4 Diversity Techniques for Fading Multipath Channels 821
14.4.1 Binary Signals | 14.4.2 Multiphase Signals | 14.4.3 M-ary Orthogonal Signals
14.5 Digital Signaling over a Frequency-Selective, Slowly Fading Channel 840
14.5.1 A Tapped-Delay-Line Channel Model | 14.5.2 The RAKE Demodulator | 14.5.3 Performance of RAKE Demodulator | 14.5.4 Receiver Structures for Channels with Intersymbol Interference
14.6 Coded Waveforms for Fading Channels 852
14.6.1 Probability of Error for Soft-Decision Decoding of Linear Binary Block Codes | 14.6.2 Probability of Error for Hard-Decision Decoding of Linear Binary Block Codes | 14.6.3 Upper Bounds on the Performance of Convolutional Codes for a Rayleigh Fading Channel | 14.6.4 Use of Constant-Weight Codes and Concatenated Codes for a Fading Channel | 14.6.5 System Design Based on the

Cutoff Rate / 14.6.6 Performance of Coded Phase-Coherent Communication Systems—Bit-Interleaved Coded Modulation / 14.6.7 Trellis-Coded Modulation
14.7 Multiple-Antenna Systems 878
14.8 Bibliographical Notes and References 885
Problems 887

15 Multiuser Communications 896
15.1 Introduction to Multiple Access Techniques 896
15.2 Capacity of Multiple Access Methods 899
15.3 Code-Division Multiple Access 905
15.3.1 CDMA Signal and Channel Models / 15.3.2 The Optimum Receiver / 15.3.3 Suboptimum Detectors / 15.3.4 Successive Interference Cancellation / 15.3.5 Performance Characteristics of Detectors
15.4 Random Access Methods 922
15.4.1 ALOHA Systems and Protocols / 15.4.2 Carrier Sense Systems and Protocols
15.5 Bibliographical Notes and References 931
Problems 933

Appendix A The Levinson–Durbin Algorithm 939

Appendix B Error Probability for Multichannel Binary Signals 943

Appendix C Error Probabilities for Adaptive Reception of *M*-Phase Signals 949
C.1 Mathematical Model for *M*-Phase Signaling Communication System 949
C.2 Characteristic Function and Probability Density Function of the Phase θ 952
C.3 Error Probabilities for Slowly Rayleigh Fading Channels 953
C.4 Error Probabilities for Time-Invariant and Ricean Fading Channels 956

Appendix D Square-Root Factorization 961

References and Bibliography 963

Index 993

APPENDIX DEGAUDENZI01

screenshot-catalog.libraries.psu.edu-2022.07.27-15_09_17
https://catalog.libraries.psu.edu/catalog/38176353
27.07.2022

Scheduled maintenance: Item availability, I Want It, and My Account management will be unavailable on July 13, 2022 from approximately 6:15-7am ET.

PennState University Libraries | Catalog

Bookmarks 0 Course Reserves My Account

Keyword Search... Search Advanced search Start Over

Share Bookmark Report an Issue

MARC View

LEADER 02425nas a2200493 a 4500				
001 38176353				
003 SIRSI				
005 20220714090051.0				
006 m o d				
007 cr n				
008 021021c20039999enkbr pss 0 a0eng c				
010				a| 2002215229
015				a| GBA600060 2| bnb
016	7			a| 013345284 2| Uk
019				a| DO NOT EDIT this 360 MARC RECORD
022				a| 1542-0981 l| 1542-0973 y| 1542-0973
035				a| ss360mi0118420
037				b| Journals Subscriptions Department, John Wiley & Sons, Ltd., 1 Oldlands Way, Bognor Regis, West Sussex PO22 9SA, UK
040				a| NSD b| eng c| NSD d| CUS d| FUG d| OCLCQ d| NSD d| IUL d| MUQ d| OCLCQ d| UKMGB d| OCLCQ d| OCLCF d| OCLCO d| VT2 d| OCLCO d| OCLCQ d| NLE d| OCLCQ d| EZC d| OCLCQ d| NJT d| SFB d| CNMTR d| BWN d| OCLCO d| WaSeSS
042				a| pcc a| nsdp
050			4	a| TK5104 b| .I5772
082	1		0	a| 621 2| 13
130	0			a| International journal of satellite communications and networking (Online)
210	0			a| Int. j. satell. commun. netw. b| (Online)
222			0	a| International journal of satellite communications and networking b| (Online)
245	1		0	a| International journal of satellite communications and networking h| [electronic resource].
246	3		0	a| Satellite communications and networking
260				a| [Chichester, West Sussex] : b| John Wiley & Sons
310				a| Bimonthly
362	0			a| Vol. 21, issue 1 (Jan./Feb. 2003)-
500				a| Title from table of contents (Wiley InterScience, viewed: Feb. 15, 2006).
530				a| Also issued in print.
538				a| Mode of access: World Wide Web.
588				a| Latest issue consulted: Vol. 24, issue 1 (Jan./Feb. 2006); Wiley InterScience, viewed: Feb. 15, 2006.
650			0	a| Digital communications v| Periodicals.
650			0	a| Artificial satellites in telecommunication v| Periodicals.
655			0	a| Electronic journals.
776	1			t| International journal of satellite communications and networking x| 1542-0973 w| (DLC) 2002215228 w| (OCoLC)50812246
780	0		0	t| International journal of satellite communications (Online) x| 1099-1247 w| (DLC) 2001212310 w| (OCoLC)44069350
856	4		0	u| http://SK8ES4MC2L.search.serialssolutions.com/?V=1.0&L=SK8ES4MC2L&S=JCs&C=INTEJOUROFSAC&T=marc
910				a| CONSER online
853	2		0	8| 1 a| v. b| issue u| 6 v| r i| (year) j| (month/month) w| b x| 01/02
863	4		1	8| 1.1 a| 21 b| 1 i| 2003 j| 01/02
949				a| Electronic resource w| ASIS c| 1 i| 38176353-1001 l| ONLINE m| ONLINE r| Y s| Y t| ONLINE u| 7/16/2022 o| .STAFF. 360 MARC

ASK A LIBRARIAN

ASK A LIBRARIAN

PennState

Copyright @2019 The Pennsylvania State University. All rights reserved. Except where otherwise noted, this work is subject to a Creative Commons Attribution 4.0 license. Details and exceptions.

Legal Statements | PSU Hotlines

PENN STATE UNIVERSITY LIBRARIES

Libraries Home (814) 865-6368
Libraries Intranet (Staff Only)
Accessibility Help
Website Feedback
Policies and Guidelines
Staff Directory

CONNECT WITH PENN STATE UNIVERSITY LIBRARIES

Facebook
Twitter
Instagram

Scheduled maintenance: Item availability, I Want It, and My Account management will be unavailable on July

PennState University Libraries | Catalog

Bookma

Keyword | Search... | Search | Advanc

International journal of satellite co and networking [electronic resourc

Uniform Title: International journal of satellite communications an

Additional Titles: Int. j. satell. commun. netw. (Online) and Satellite co

Published: [Chichester, West Sussex] : John Wiley & Sons

Access Online

serialssolutions.com

Continues:
International journal of satellite communications (Online) 1099-1247

Dates of Publication and/or Sequential Designation:
Vol. 21, issue 1 (Jan./Feb. 2003)-

Subject(s):
Digital communications—Periodicals
Artificial satellites in telecommunication—Periodicals

Genre(s):
Electronic journals

ISSN:
1542-0981

Publication Frequency:
Bimonthly

Note:
Title from table of contents (Wiley InterScience, viewed: Feb. 15, 2006).

Other Forms:
Also issued in print.

Technical Details:
Mode of access: World Wide Web.

PennState

Copyright @2019 The Pennsylvania State University. All rights reserved. Except where otherwise noted, this work is subject to a Creative Commons Attribution 4.0 license. Details and exceptions.

Legal Statements | PSU Hotlines

PENN STATE UNIVERSITY LIBRARIES

Libraries Home (814) 865-63
Libraries Intranet (Staff Only)
Accessibility Help
Website Feedback

Website Feedback
Policies and Guidelines
Staff Directory

Advertisement

international journal of satellite communications and networking

Volume 24, Issue 4

Pages: 261-317
July/August 2006

< Previous Issue | Next Issue >

Export Citation(s)

Research Articles

Full Access

Turbo-coded APSK modulations design for satellite broadband communications

Riccardo De Gaudenzi, Albert Guillén i Fàbregas, Alfanso Martinez

Pages: 261-281 | First Published: 19 May 2006

Abstract | PDF | References | Request permissions

Full Access

Review and comparison of tropospheric scintillation prediction models for satellite communications

P. Yu, I. A. Glover, P. A. Watson, O. T. Davies, S. Ventouras, C. Wrench

Pages: 283-302 | First Published: 18 May 2006

Abstract | PDF | References | Request permissions

Full Access

Semi-random LDPC codes for CDMA communication over non-linear band-limited satellite channels

Mohamed Adnan Landolsi

Pages: 303-317 | First Published: 08 June 2006

Abstract | PDF | References | Request permissions

Tools

Submit an Article

Browse free sample issue

Get content alerts

Subscribe to this journal

More from this journal

Special Issues
To Our Authors Newsletter
La Tex Class File

DIVERSITY
in Research Jobs

Please contact us to see your job listed here

Senior Research Technician - College of Engineering and Physical Sciences
United Kingdom | £24,291 to £30,207

College of Engineering and Physical Sciences Location: University of Birmingham, Edgbaston, Birmingham, UK Full time starting salary is normally in...

UNIVERSITY OF BIRMINGHAM

Employer: University of Birmingham

Apply for this job

Senior Technician - School of Engineering Band 500
United Kingdom | £24,291 to £30,207

School of Engineering in the College of Engineering and Physical Sciences Location: University of Birmingham, Edgbaston, Birmingham, UK Full time s...

UNIVERSITY OF BIRMINGHAM

Employer: University of Birmingham

Apply for this job

Lecturer in Mechanical Engineering (Vehicle Dynamics)
Leeds, United Kingdom | £34,304 to £40,927 p.a.

About Wiley Online Library

Privacy Policy
Terms of Use
About Cookies
Manage Cookies
Accessibility
Wiley Research DE&I Statement and Publishing Policies
Developing World Access

Help & Support

Contact Us
Training and Support
DMCA & Reporting Piracy

Opportunities

Subscription Agents
Advertisers & Corporate Partners

Connect with Wiley

The Wiley Network
Wiley Press Room

Copyright © 1999-2022 John Wiley & Sons, Inc. All rights reserved

APPENDIX DEGAUDENZI02

INTERNATIONAL JOURNAL OF SATELLITE COMMUNICATIONS AND NETWORKING
Int. J. Satell. Commun. Network. 2006; **24**:261–281
Published online 19 May 2006 in Wiley InterScience (www.interscience.wiley.com). DOI: 10.1002/sat.841

Turbo-coded APSK modulations design for satellite broadband communications

Riccardo De Gaudenzi[1,*,†], Albert Guillén i Fàbregas[2], and Alfanso Martinez[3]

[1] *European Space Agency (ESA-ESTEC), Noordwijk, The Netherlands*
[2] *Institute for Telecommunications Research, University of South Australia, Australia*
[3] *Technische Universitat Eindhoven, Eindhoven, The Netherlands*

SUMMARY

This paper investigates the design of power and spectrally efficient coded modulations based on amplitude phase shift keying (APSK) modulation with application to satellite broadband communications. APSK represents an attractive modulation format for digital transmission over nonlinear satellite channels due to its power and spectral efficiency combined with its inherent robustness against nonlinear distortion. For these reasons APSK has been very recently introduced in the new standard for satellite Digital Video Broadcasting named DVB-S2. Assuming an ideal rectangular transmission pulse, for which no nonlinear inter-symbol interference is present and perfect pre-compensation of the nonlinearity, we optimize the APSK constellation. In addition to the minimum distance criterion, we introduce a new optimization based on the mutual information; this new method generates an optimum constellation for each spectral efficiency. To achieve power efficiency jointly with low bit error rate (BER) floor we adopt a powerful binary serially concatenated turbo-code coupled with optimal APSK modulations through bit-interleaved coded modulation. We derive tight approximations on the maximum-likelihood decoding error probability, and results are compared with computer simulations. The proposed coded modulation scheme is shown to provide a considerable performance advantage compared to current standards for satellite multimedia and broadcasting systems. Copyright © 2006 John Wiley & Sons, Ltd.

Received 1 May 2005; Revised 1 February 2006; Accepted 29 March 2006

KEY WORDS: turbo codes; amplitude-phase shift keying (APSK); modulation; bit-interleaved coded modulation (BICM); coded modulation; nonlinear channels; satellite communications

1. INTRODUCTION

A major strength of satellite communications systems lies on their ability to efficiently broadcast digital multi-media information over very large areas [1]. A notable example is the

*Correspondence to: Riccardo De Gaudenzi, European Space Agency (ESA-ESTEC), RF Payload Systems division, Keplerlaan 1, P.O. Box 299, AG Noordwijk, The Netherlands.
† E-mail: riccardo.de.gaudenzi@esa.int

Copyright © 2006 John Wiley & Sons, Ltd.

so-called direct-to-home (DTH) digital television broadcasting. Satellite systems also provide a unique way to complement the terrestrial telecommunication infrastructure in scarcely populated regions. The introduction of multi-beam satellite antennas with adaptive coding and modulation (ACM) schemes will allow an important efficiency increase for satellite systems operating at Ku or Ka-band [2]. Those technical enhancements require the exploitation of power- and spectrally efficient modulation schemes conceived to operate over the satellite nonlinear channel. In this paper, we will design high-efficiency 16- and 32-ary coded modulation schemes suited for nonlinear satellite channels. The analysis presented here is complemented in [3] with the effects related to satellite nonlinear distortion, band-limited transmission pulse, demodulator timing, amplitude and phase estimation errors.

To the authors' knowledge there are few references in the literature dealing with 16-ary constellation optimization over *nonlinear channels*, the typical environment for satellite channels. Previous work showed that 16-QAM does not compare favourably with either trellis-coded (TC) 16-PSK or uncoded 8-PSK in satellite nonlinear channels [4]. The concept of circular APSK modulation was already proposed 30 years ago by Thomas *et al.* [5], where several nonband-limited APSK sets were analysed by means of uncoded bit error rate bounds; the suitability of APSK for nonlinear channels was also made explicit, but concluded that for single carrier operation over nonlinear channel APSK performs worse than PSK schemes. In the current paper, we will revert the conclusion. It should be remarked that Reference [5] mentioned the possibility of modulator pre-compensation but did not provide performance results related to this technique. Foschini *et al.* [6] optimized QAM constellations using asymptotic uncoded probability of error under average power constraints, deriving optimal 16-ary constellation made of an almost equilateral lattice of triangles. This result is not applicable to satellite channels. In Reference [7] some comparison between squared QAM and circular APSK over linear channels was performed based on the computation of the error bound parameter, showing some minor potential advantage of APSK. Further work on mutual information for modulations with average and peak power constraints is reported in Reference [8], which proves the advantages of circular APSK constellations under those power constraints. Mutual information performance loss for APSK in peak power limited Gaussian complex channels is reported in Reference [9] and compared to classical QAM modulations; it is shown that under this assumption APSK considerably outperforms QAM in terms of mutual information, the gain particularly remarkable for 16- and 64-ary constellations.

Forward error correcting codes for our application must combine power efficiency and low BER floor with flexibility and simplicity to allow for high-speed implementation. The existence of practical, simple, and powerful such coding designs for binary modulations has been settled with the advent of turbo codes [10] and the recent re-discovery of low-density parity-check (LDPC) codes [11]. In parallel, the field of channel coding for nonbinary modulations has evolved significantly in the latest years. Starting with Ungerboeck's work on TC modulation (TCM) [12], the approach had been to consider channel code and modulation as a single entity, to be jointly designed and demodulated/decoded. Schemes have been published in the literature, where turbo codes are successfully merged with TCM [13]. Nevertheless, the elegance and simplicity of Ungerboeck's original approach gets somewhat lost in a series of *ad hoc* adaptations; in addition, the turbo-code should be jointly designed with a given modulation, a solution impractical for system supporting several constellations. A new pragmatic paradigm has crystallized under the name of bit-interleaved coded modulation (BICM) [13], where extremely good results are obtained with a standard nonoptimized, code. An additional

Copyright © 2006 John Wiley & Sons, Ltd.

DOI: 10.1002/sat

advantage of BICM is its inherent flexibility, as a single mother code can be used for several modulations, an appealing feature for broadband satellite communication systems where a large set of spectral efficiencies is needed.

This paper is organized as follows. Section 2 gives the system model under the ideal case of a rectangular transmission pulse.[‡] Section 3 gives a formal description of APSK signal sets, describes the maximum mutual information and maximum minimum distance optimization criteria and discusses some of the properties of the optimized constellations. Section 4 deals with code design issues, describes the BICM approach, provides some analytical considerations based on approximate maximum-likelihood (ML) decoding error probability bounds, and provides some numerical results. The conclusions are finally drawn in Section 5.

2. SYSTEM MODEL

The baseband equivalent of the transmitted signal at time t, $s_T(t)$, is given by

$$s_T(t) = \sqrt{P}\sum_{k=0}^{L-1} x(k)p_T(t - kT_s) \tag{1}$$

where P is the signal power, $x(k)$ is the kth transmitted symbol, drawn from a complex-valued APSK signal constellation $\mathscr{X}$, with $|\mathscr{X}| = M$, p_T is the transmission filter impulse response, and T_s is the symbol duration (in seconds), corresponding to one channel use. Without loss of generality, we consider transmission of frames with L symbols. The spectral efficiency R is defined as the number of information bits conveyed at every channel use, and in measured in bits per second per Hertz (bps/Hz).

The signal $s_T(t)$ passes through a high-power amplifier (HPA) operated close to the saturation point. In this region, the HPA shows nonlinear characteristics that induce phase and amplitude distortions to the transmitted signal. The amplifier is modelled by a memoryless nonlinearity, with an output signal $s_A(t)$ at time t given by

$$s_A(t) = F(|s_T(t)|)e^{j(\phi(s_T(t))+\Phi(|s_T(t)|))} \tag{2}$$

where we have implicitly defined $F(A)$ and $\Phi(A)$ as the AM/AM and AM/PM characteristics of the amplifier for a signal with instantaneous signal amplitude A. The signal amplitude is the instantaneous complex envelope, so that the baseband signal is decomposed as $s_T(t) = |s_T(t)|e^{j\phi(s_T(t))}$.

In this paper, we assume an (ideal) signal modulating a train of rectangular pulses. These pulses do not create inter-symbol interference when passed through an amplifier operated in the nonlinear region. Under these conditions, the channel reduces to an AWGN, where the modulation symbols are distorted following (2). Let x_A denote the distorted symbol corresponding to $x = |x|e^{j\phi(x)} \in \mathscr{X}$, that is, $x_A = F(|x|)e^{j(\phi(x)+\Phi(|x|))}$. After matched filtering and sampling at time kT_s, the discrete-time received signal at time k, $y(k)$ is then given by

$$y(k) = \sqrt{E_s}x_A(k) + n(k), \quad k = 0, \ldots, L-1 \tag{3}$$

[‡]This assumption has been dropped in the paper [14].

Copyright © 2006 John Wiley & Sons, Ltd.

DOI: 10.1002/sat

with E_s the symbol energy, given by $E_s = PT_s$, $x_A(k)$ is the symbol at the kth time instant, as defined above, and $n(k) \sim \mathcal{N}_{\mathbb{C}}(0, N_0)$ is the corresponding noise sample.

This simplified model suffices to describe the nonlinearity up to the nonlinear ISI effect, and allows us to easily design constellation and codes. In the paper [14], the impact of nonlinear ISI has been considered, as well as other realistic demodulation effects such as timing and phase recovery.

3. APSK CONSTELLATION DESIGN

In this section, we define the generic multiple-ring APSK constellation family. We propose new criteria for the design of digital QAM constellations of 16 and 32 points, with special emphasis on the behaviour on nonlinear channels.

3.1. Constellation description

M-APSK constellations are composed of n_R concentric rings, each with uniformly spaced PSK points. The signal constellation points x are complex numbers, drawn from a set $\mathcal{X}$ given by

$$\mathcal{X} = \begin{cases} r_1 e^{j((2\pi/n_1)i+\theta_1)}, & i = 0, \ldots, n_1 - 1 \quad \text{(ring 1)} \\ r_2 e^{j((2\pi/n_2)i+\theta_2)}, & i = 0, \ldots, n_2 - 1 \quad \text{(ring 2)} \\ \vdots & \\ r_{n_R} e^{j((2\pi/n_R)i+\theta_{n_R})}, & i = 0, \ldots, n_{n_R} - 1 \quad \text{(ring } n_R\text{)} \end{cases} \tag{4}$$

where we have defined n_ℓ, r_ℓ and θ_ℓ as the number of points, the radius and the relative phase shift for the ℓth ring. We will nickname such modulations as $n_1 + \cdots + n_{n_R}$-APSK. Figure 1 depicts the $4 + 12$- and $4 + 12 + 16$-APSK modulations with quasi-Gray mapping. In particular, for next generation broadband systems [2, 15], the constellation sizes of interest are $|\mathcal{X}| = 16$ and 32, with $n_R = 2$ and 3 rings, respectively. In general, we consider that $\mathcal{X}$ is normalized in energy, i.e. $E[|x|^2] = 1$, which implies that the radii r_ℓ are normalized such that $\sum_{\ell=1}^{n_R} n_\ell r_\ell^2 = 1$. Notice also that the radii r_ℓ are ordered, so that $r_1 < \cdots < r_{n_R}$.

Clearly, we can also define the phase shifts and the ring radii in relative terms rather than in absolute terms, as in (4); this removes one dimension in the optimization process, yielding a practical advantage. We let $\phi_\ell = \theta_\ell - \theta_1$ for $\ell = 1, \ldots, n_R$ be the phase shift of the ℓth ring with respect to the inner ring. We also define $\rho_\ell = r_\ell / r_1$ for $\ell = 1, \cdots, n_R$ as the relative radii of the ℓth ring with respect to r_1. In particular, $\phi_1 = 0$ and $\rho_1 = 1$.

3.2. Constellation optimization in AWGN

We are interested in finding an APSK constellation, defined by the parameters $\boldsymbol{\rho} = (\rho_1, \ldots, \rho_{n_R})$ and $\boldsymbol{\phi} = (\phi_1, \ldots, \phi_{n_R})$, such that a given cost function $f(\mathcal{X})$ reaches a minimum. The simplest, and probably most natural, cost function is the minimum Euclidean distance between any two points in the constellation. Section 3.2.1 shows the results under this criterion. These results are extended in Section 3.2.2, where the cost function is replaced by the mutual information of the AWGN channel; it also shown that significant gains may be achieved for low and moderate values of signal-to-noise ratio (SNR) by fine-tuning the constellation.

Copyright © 2006 John Wiley & Sons, Ltd.

DOI: 10.1002/sat

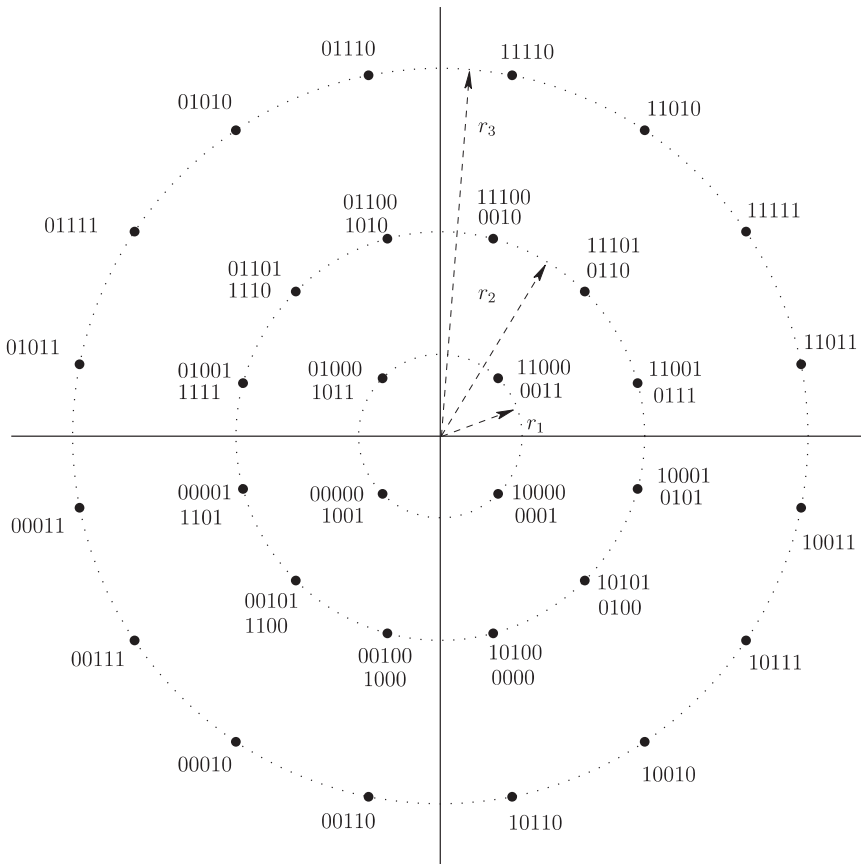

Figure 1. Parametric description and pseudo-Gray mapping of 16 and 32-APSK constellations with $n_1 = 4$, $n_2 = 12$, $\phi_2 = 0$ and $n_1 = 4$, $n_2 = 12$, $n_3 = 16$, $\phi_2 = 0$, $\phi_3 = \pi/16$. For the first two rings: mapping below corresponds to $4 + 12$-APSK, mapping above to $4 + 12 + 16$-APSK.

3.2.1. Minimum Euclidean distance maximization. The union bound on the uncoded symbol error probability [16] yields,

$$P_e \leqslant \frac{1}{M} \sum_{x \in \mathscr{X}} \sum_{\substack{x' \in \mathscr{X} \\ x' \neq x}} Q\left(\sqrt{\frac{E_s |x - x'|^2}{2N_0}}\right) \tag{5}$$

where $Q(x) = 1/\sqrt{2\pi} \int_x^\infty \mathrm{e}^{-(t^2/2)}\,\mathrm{d}t$ is the Gaussian tail function. At high SNR Equation (5) is dominated by the pairwise term at minimum squared Euclidean distance $\delta^2_{\min} = \min_{x,x' \in \mathscr{X}} |x - x'|^2$. Due to the monotonicity of the Q function, it is clear that maximizing this distance optimizes the error performance estimated with the union bound at high SNR.

The minimum distance of the constellation depends on the number of rings n_R, the number of points in each ring $n_1, \ldots, n_{n_R}$, the radii $r_1, \ldots, r_{n_R}$, and the offset among the rings $\phi_1, \ldots, \phi_{n_R}$. The constellation geometry clearly indicates that the distances to consider are between points belonging to the same ring, or between points in adjacent rings. Simple calculations give the

Copyright © 2006 John Wiley & Sons, Ltd.

DOI: 10.1002/sat

following formula,

$$\delta^2_{\text{ring}\,i} = 2r_i^2\left[1 - \cos\left(\frac{2\pi}{n_i}\right)\right] \tag{6}$$

for the distance between points in ith ring, with radius r_i and n_i points. For the adjacent rings the calculation is only slightly more complicated, and gives the following:

$$\delta^2_{\text{rings}\ i,i+1} = r_i^2 + r_{i+1}^2 - 2r_i r_{i+1}\cos\theta \tag{7}$$

where θ is the minimum relative offset between any pair of points of rings i and $i+1$, respectively. As the phase of point l_i in ring i is given by $\phi_i + 2\pi l_i/n_i$, we easily obtain:

$$\theta = \min_{l_i,l_{i+1}}\left|(\phi_i - \phi_{i+1}) + 2\pi\left(\frac{l_i}{n_i} - \frac{l_{i+1}}{n_{i+1}}\right)\right| \tag{8}$$

The minimum distance of the constellation is given by taking the minimum of all these inter-ring and intra-ring values:

$$\delta^2_{\min} = \min_{\substack{i=1,\ldots,n_R\\ j=1,\ldots,n_R-1}} \{\delta^2_{\text{ring}\ i}, \delta^2_{\text{rings}\ j,j+1}\} \tag{9}$$

For the sake of space limitations, we concentrate on 16-ary constellations. Thanks to symmetry considerations, is clear that the best offset between rings happens when $\phi_2 = \pi/n_2$. Figure 2 shows the minimum distance for several candidates: $4+12$-, $6+10$-, $5+11$ and $1+5+10$-APSK. It may be observed that the highest minimum distance is achieved for approximately $\rho_2 = 2.0$, except for $4+12$-APSK, where $\rho_2 = 2.7$. The results for $\phi = 0$ are also plotted, and show that the corresponding minimum distance is smaller. We will see later in Section 3.2.2 how this effect translates into error rate performance.

3.2.2. Mutual information maximization. The mutual information (assuming equiprobable symbols) for a given signal set $\mathscr{X}$ provides the maximum transmission rate (in bits/channel use) at which error-free transmission is possible with such signal set, and is given by (e.g. Reference [13]),

$$f(\mathscr{X}) = C = \log_2 M - \mathbb{E}_{x,n}\left\{\log_2\left[\sum_{x'\in\mathscr{X}}\exp\left(-\frac{1}{N_0}\left|\sqrt{E_s}(x-x') + n\right|^2 - \left|n\right|^2\right)\right]\right\} \tag{10}$$

Interestingly, for a given SNR, or equivalently, for a given spectral efficiency R, an optimum constellation can be obtained, a procedure we apply in the following to 16- and 32-ary constellations.

In general, closed-form optimization of this expression is a daunting task, so we resort to numerical techniques. Expression (10) can be easily evaluated by using the Gauss–Hermite quadrature rules, making numerical evaluation very simple. Note, however, that it is possible to calculate a closed-form expression for the asymptotic case $E_s/N_0 \to +\infty$. First, note that the expectation in Equation (10) can be rewritten as

$$\lambda(\mathscr{X}) \triangleq \mathbb{E}_{x,n}\left\{\log_2\left[\sum_{x'\in\mathscr{X}}\exp\left(-\frac{1}{N_0}\left(E_s|x-x'|^2 + 2\,\mathrm{Re}\left(\sqrt{E_s}(x-x')n\right)\right)\right)\right]\right\} \tag{11}$$

Using the dominated convergence theorem [17], the influence of the noise term vanishes asymptotically, since the limit can be pushed inside the expectation. Furthermore, the only

Copyright © 2006 John Wiley & Sons, Ltd.

DOI: 10.1002/sat

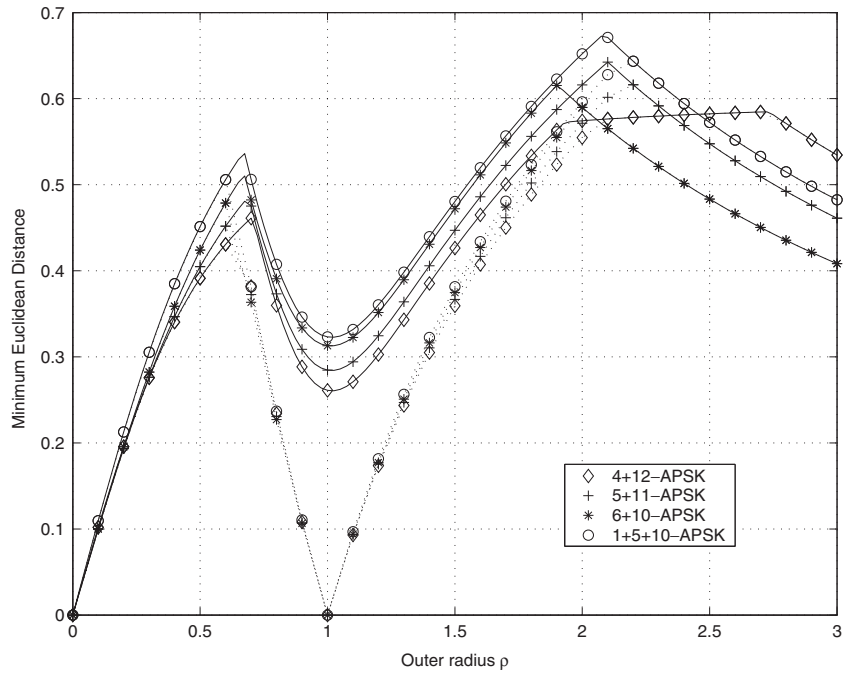

Figure 2. Minimum Euclidean distances for several 16-ary signal constellations. Solid lines correspond to $\phi = \pi/n_2$; dotted lines to $\phi = 0$.

remaining terms in the summation over $x' \in \mathscr{X}$ are $x' = x$ and those closest in Euclidean distance $\delta^2_{\min} = \min_{x' \in \mathscr{X}} |x - x'|^2$, of which there are $n_{\min}(x)$. Therefore the expectation becomes

$$\lambda(\mathscr{X}) \simeq \mathbb{E}_x \left\{ \log_2 \left[1 + n_{\min}(x) \exp\left(-\frac{1}{N_0} E_s \delta^2_{\min} \right) \right] \right\} \tag{12}$$

Noting that the exponential takes very small values, the approximation $\log_2(1 + x) \simeq x \log_2 e$ for $|x| \ll 1$ holds, thus by simplifying further the expectation we obtain:

$$\lambda(\mathscr{X}) \simeq \mathbb{E}_x \left\{ n_{\min}(x) \exp\left(-\frac{E_s}{N_0} \delta^2_{\min} \right) \log_2 e \right\} \simeq \alpha \exp\left(-\frac{E_s}{N_0} \delta^2_{\min} \right) \tag{13}$$

where α is a constant that does not depend on the constellation minimum distance $\delta_{\min}$ nor on SNR. Then the capacity at large SNR becomes:

$$f(\mathscr{X}) = \log_2 M - \alpha \exp\left(-\frac{E_s}{N_0} \delta^2_{\min} \right) \tag{14}$$

It appears then clear that the procedure corresponds to the maximization of the minimum Euclidean distance, as in Section 3.2.1.

Figure 3 shows the numerical evaluation of Equation (10) for a given range of values of ρ_2 and $\phi = \phi_2 - \phi_1$ for the $4 + 12$-APSK constellation at $E_s/N_0 = 12$ dB. Surprisingly, there is no noticeable dependence on ϕ. Therefore, the two-dimensional optimization can be done by simply finding the ρ_2 that maximizes mutual information. This result was found to hold

Copyright © 2006 John Wiley & Sons, Ltd.

DOI: 10.1002/sat

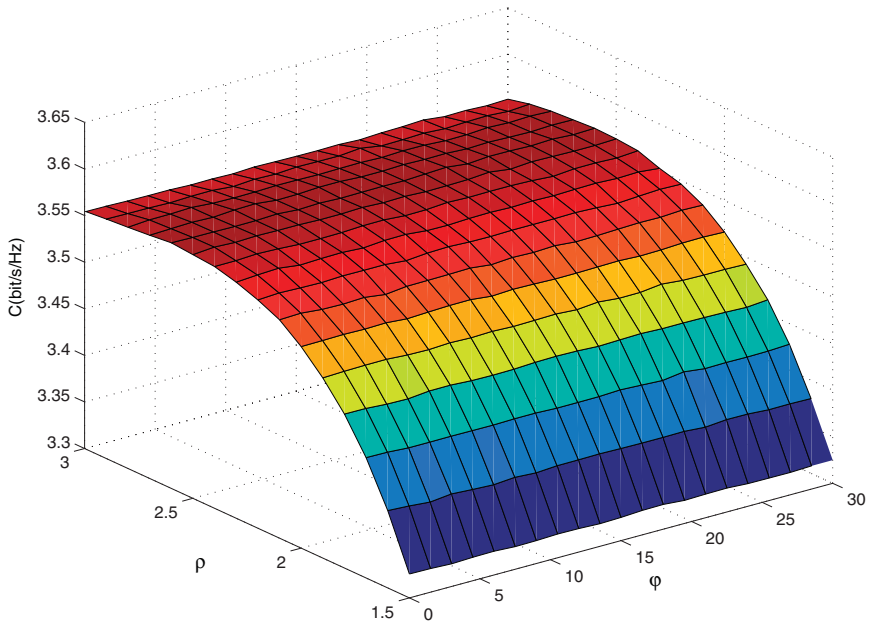

Figure 3. Capacity surface for the 16-APSK ($n_1 = 4$, $n_2 = 12$), with $E_s/N_0 = 12$ dB.

true also for the other constellations and hence, in the following, mutual information optimization results do not account for ϕ. Figure 4 shows the union bound on the symbol error probability (5) for several 16-APSK modulations, and for the optimum value of ρ_2 at $R = 3$ bps/Hz (found with the mutual information analysis). Continuous lines indicate $\phi = 0$ while dotted lines refer to the maximum value of the relative phase shift, i.e. $\phi = \pi/n_2$, showing no dependence on ϕ at high SNR. This absence of dependency is justified by the fact that the optimum constellation separates the rings by a distance larger than the number of points in the ring itself, so that the relative phase ϕ has no significant impact in the distance spectrum of the constellation.

For 16-APSK it is also interesting to investigate the mutual information dependency on n_1 and n_2. Figure 5(a) depicts the mutual information curves for several configurations of optimized 16-APSK constellations and compared with classical 16-QAM and 16-PSK signal sets. As we can observe, mutual information curves are very close to each other, showing a slight advantage of $6 + 10$-APSK over the rest. In particular, note that there is a small gain, of about 0.1 dB, in using the optimized constellation for every R, rather than the calculated with the minimum distance (or high SNR). However, as discussed in Reference [14], $6 + 10$-APSK and $1 + 5 + 10$-APSK show other disadvantages compared to $4 + 12$-APSK for phase recovery and nonlinear channel behaviour.

Similarly, Figure 5(b) reports capacity of optimized $4 + 12 + 16$-APSK (with the corresponding optimal values of ρ_2 and ρ_3) compared to 32-QAM and 32-PSK. We observe slight capacity gain of 32-APSK over PSK and QAM constellations. Other 32-APSK constellations with different distribution of points in the three rings did not provide significantly better results.

Finally Table I provides the optimized 16- and 32-APSK parameters for various coding rates, giving an optimum constellation for each given spectral efficiency.

Copyright © 2006 John Wiley & Sons, Ltd.

DOI: 10.1002/sat

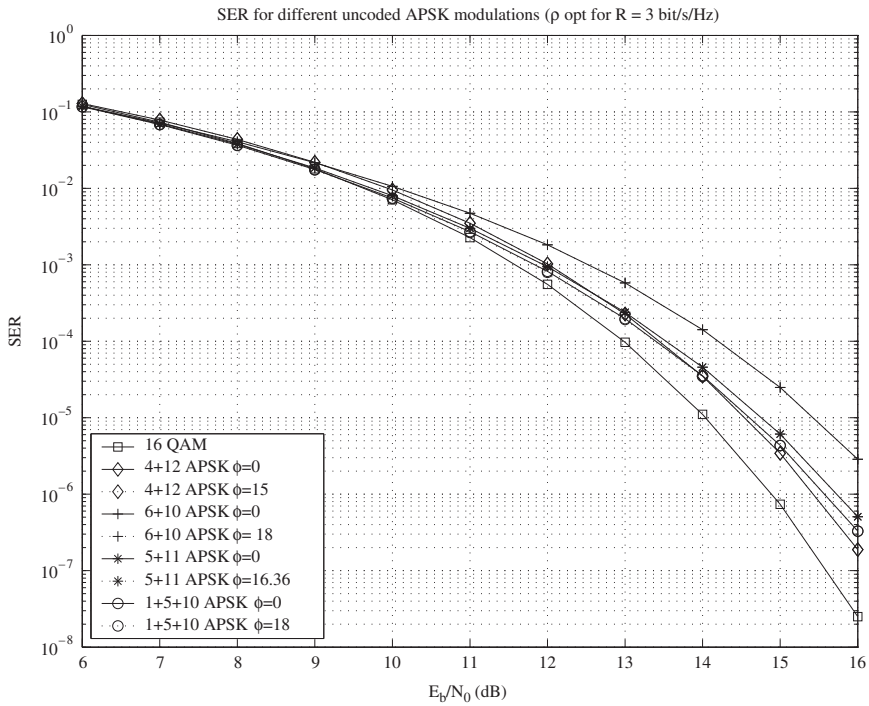

Figure 4. Union bound on the uncoded symbol error probability for several APSK modulations. Note that the continuous line and the dashed line are indistinguishable because they are superimposed.

3.3. *Constellation optimization for nonlinear channels*

3.3.1. Peak-to-envelope considerations. For nonlinear transmission over an amplifier, $4+12$-APSK is preferable to $6+10$-APSK because the presence of more points in the outer ring allows to maximize the HPA DC power conversion efficiency. It is better to reduce the number of inner points, as they are transmitted at a lower power, which corresponds a lower DC efficiency. It is known that the HPA power conversion efficiency is monotonic with the input power drive up to its saturation point. Figure 6 shows the distribution of the transmitted signal envelope for 16-QAM, $4+12$-APSK, $6+10$-APSK, $5+11$-APSK, and 16-PSK. In this case, the shaping filter is a square-root raised cosine (SRRC) with a roll-off factor $\alpha = 0.35$ as for the DVB-S2 standard [15]. As we observe, the $4+12$-APSK envelope is more concentrated around the outer ring amplitude than 16-QAM and $6+10$-PSK, being remarkably close to the 16-PSK case. This shows that the selected constellation represents a good trade-off between 16-QAM and 16-PSK, with error performance close to 16-QAM, and resilience to nonlinearity close to 16-PSK. Therefore, $4+12$+APSK is preferable to the rest of 16-ary modulations considered. Similar advantages have been observed for 32-APSK compared to 32-QAM.

3.3.2. Static distortion compensation. The simplest approach for counteracting the HPA nonlinear characteristic for the APSK signal, as already introduced in Section 2, is to modify the complex-valued constellation points at the modulator side. Thanks to the multiple-ring nature of the APSK constellation, pre-compensation is easily done by a simple modification of the

Copyright © 2006 John Wiley & Sons, Ltd.

DOI: 10.1002/sat

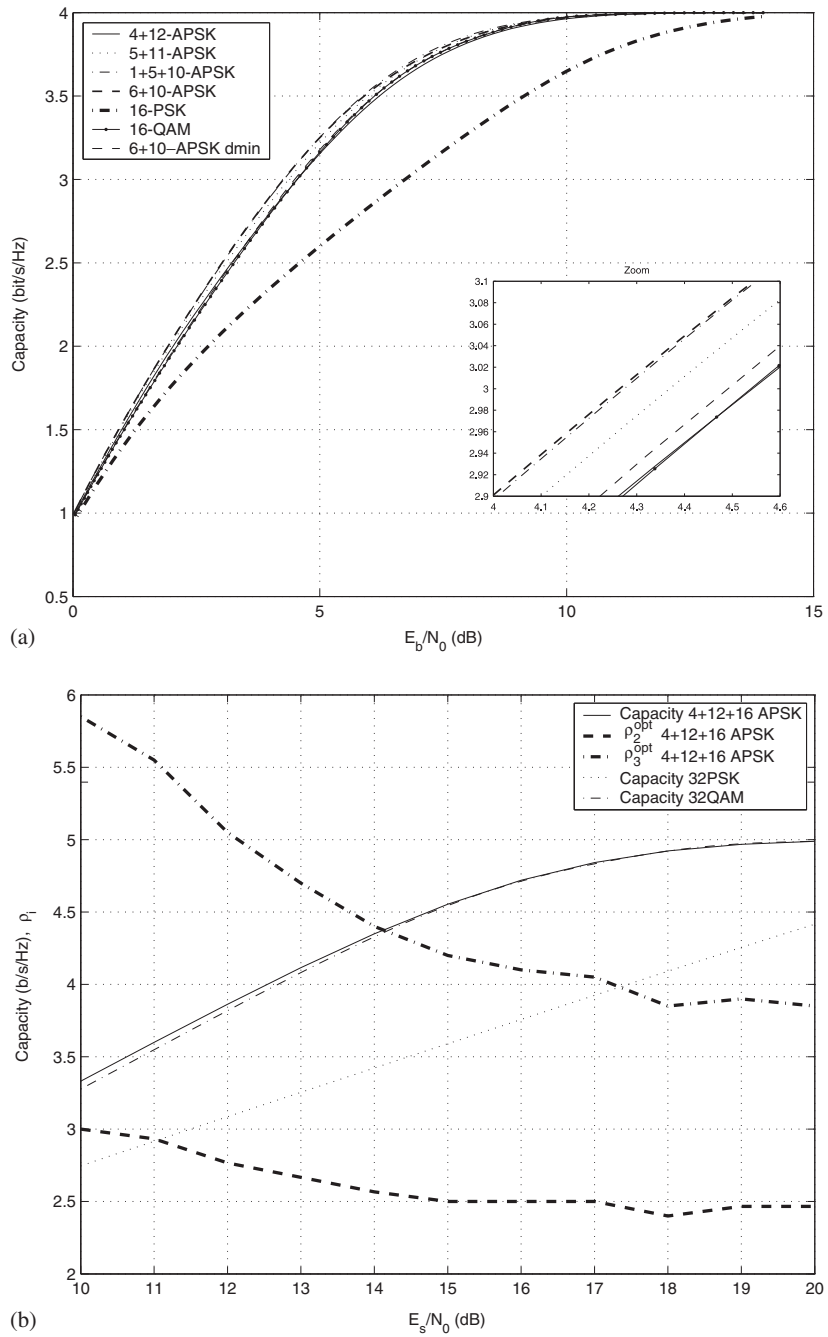

Figure 5. Capacity and ρ^{opt} for the optimized APSK signal constellations vs QAM and PSK: (a) 16-ary constellations (zoom around 3 bps/Hz); and (b) 32-ary constellations.

parameters ρ_ℓ, and ϕ_ℓ. The objective is to exploit the known AM/AM and AM/PM HPA characteristics in order to obtain a good replica of the desired signal constellation geometry after the HPA, as if it had not suffered any distortion. This can be simply obtained by artificially increasing the relative radii ρ_ℓ and modifying the relative phases ϕ_ℓ at the modulator side. This

Copyright © 2006 John Wiley & Sons, Ltd.

DOI: 10.1002/sat

Table I. Optimized constellation parameters for 16- ary and 32-ary APSK.

Modulation order	Coding rate, r	Spectral eff. (bps/Hz)	ρ_1^{opt}	ρ_2^{opt}
4 + 12-APSK	2/3	2.67	3.15	N/A
4 + 12-APSK	3/4	3.00	2.85	N/A
4 + 12-APSK	4/5	3.20	2.75	N/A
4 + 12-APSK	5/6	3.33	2.70	N/A
4 + 12-APSK	8/9	3.56	2.60	N/A
4 + 12-APSK	9/10	3.60	2.57	N/A
4 + 12 + 16-APSK	3/4	3.75	2.84	5.27
4 + 12 + 16-APSK	4/5	4.00	2.72	4.87
4 + 12 + 16-APSK	5/6	4.17	2.64	4.64
4 + 12 + 16-APSK	8/9	4.44	2.54	4.33
4 + 12 + 16-APSK	9/10	4.50	2.53	4.30

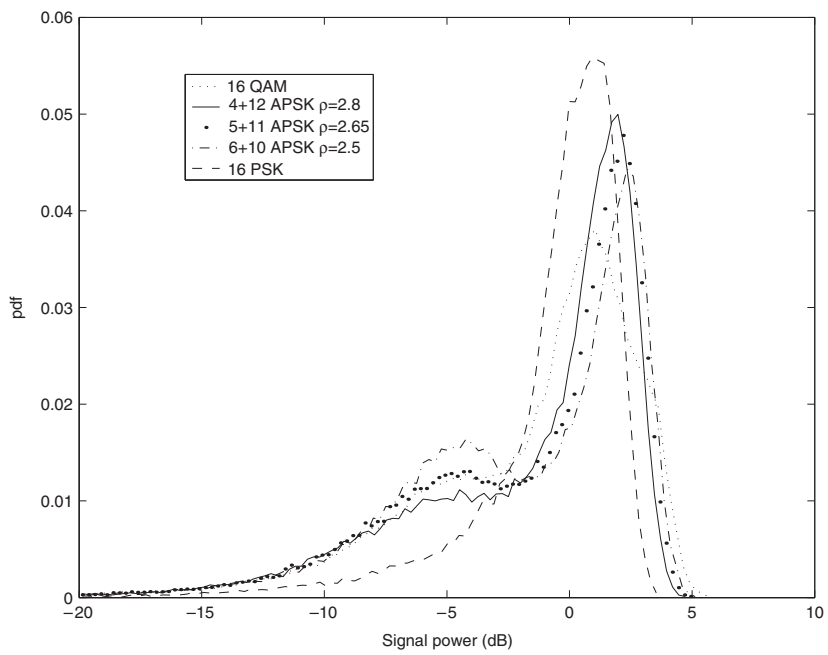

Figure 6. Simulated histogram of the transmitted signal envelope power for 16-ary constellations.

approach neglects nonlinear ISI effects at the matched filter output which are not present under the current assumption of rectangular symbols; ISI issues has been discussed in Reference [14].

In the 16-ary APSK case, the new constellation points x' follow (4), with new radii r'_1, r'_2, such that $F(r'_1) = r_1$, and $F(r'_2) = r_2$. Concerning the phase, it is possible to pre-correct for the relative phase offset introduced by the HPA between inner and outer ring by simply changing the relative phase shift by $\phi'_2 = \phi_2 + \Delta\phi$, with $\Delta\phi = \phi(r'_2) - \phi(r'_1)$. These operations can be readily implemented in the digital modulator by simply modifying the reference constellation parameters ρ', ϕ', *with no hardware complexity impact* or out-of-band emission increase at the

Copyright © 2006 John Wiley & Sons, Ltd.

DOI: 10.1002/sat

linear modulator output. On the other side, this allows to shift all the compensation effort into the modulator side allowing the use of an optimal demodulator/decoder for AWGN channels even when the amplifier is close to saturation. The pre-compensated signal expression at the modulator output is then

$$s_T^{\text{pre}} = \sqrt{P}\sum_{k=0}^{L-1} x'(k)p_T(t-kT_s) \tag{15}$$

where now $x'(k) \in \mathscr{X}'$ are the pre-distorted symbols with r'_ℓ and ϕ'_ℓ for $\ell = 1, \ldots, n_R$.

4. FORWARD ERROR CORRECTION CODE DESIGN AND PERFORMANCE

In this section, we describe the coupling of turbo-codes and the APSK signal constellations through BICM and we discuss some of the properties of this approach.[§] As already mentioned in Section 1, such approach is a good candidate for flexible constellation format transmission. The main drivers for the selection of the FEC code have been flexibility, i.e. use a single mother code, independently of the modulation and code rates; complexity, i.e. have a code as compact and simple as possible; and good performance, i.e. approach Shannon's capacity bound as much as possible.

We consider throughout a coded modulation scheme for which the transmitted symbols $\mathbf{x} = (x_0, \ldots, x_{L-1})$ are obtained as follows: (1) The information bits sequence $\mathbf{a} = (a_0, \ldots, a_{K-1})$ is encoded with a binary code $\mathscr{C} \in \mathbb{F}_2^N$ of rate $r = K/N$; (2) the encoded sequence $\mathbf{c} = (c_0, \ldots, c_{N-1}) \in \mathscr{C}$ is bit-interleaved, with an index permutation $\boldsymbol{\pi} = (\pi_0, \ldots, \pi_{N-1})$; (3) the bit-interleaved sequence $\mathbf{c}_\pi$ is mapped to a sequence of modulation symbols $\mathbf{x}$ with a labelling rule $\mu : \mathbb{F}_2^M \to \mathscr{X}$, such that $\mu(a_1, \ldots, a_M) = x$. In addition to the description of the code, we also propose the use of some new heuristics to tune the final design of the BICM codes.

4.1. Code design

It was suggested in Reference [13] that the binary code $\mathscr{C}$ can be optimized for a binary channel (such as BPSK or QPSK with AWGN). We substantiate this claim with some further insights on the effect of the code minimum distance in the error performance. The Bhattachharyya union bound (BUB) on the frame error probability P_e for a BICM modulation assuming that no iterations are performed at the demapper side is given by [13]:

$$P_e \leqslant \sum_d A(d)B(E_s/N_0)^d \tag{16}$$

where $A(d)$ is the number of codewords at a Hamming distance d, $d_{\min}$ is the minimum Hamming distance, with $B(E_s/N_0)$ denoting the Bhattachharyya factor, which is given by

$$B(E_s/N_0) = \frac{1}{M\log_2 M}\sum_{i=1}^{\log_2 M}\sum_{b=0}^{1}\sum_{x\in\mathscr{X}_{i=b}} \mathbb{E}_n\left\{\sqrt{\frac{\sum_{z\in\mathscr{X}_{i=\bar{b}}}\exp(-(1/N_0)|x-z+n|^2)}{\sum_{z\in\mathscr{X}_{i=b}}\exp(-(1/N_0)|x-z+n|^2)}}\right\} \tag{17}$$

[§]The optimization method based on the mutual information proposed in Section 3.2.2 can be easily extended to the case of the BICM mutual information [13] with almost identical results assuming Gray mapping. However, we use the proposed method in order to keep the discussion general and not dependent on the selected coding scheme.

Copyright © 2006 John Wiley & Sons, Ltd.

DOI: 10.1002/sat

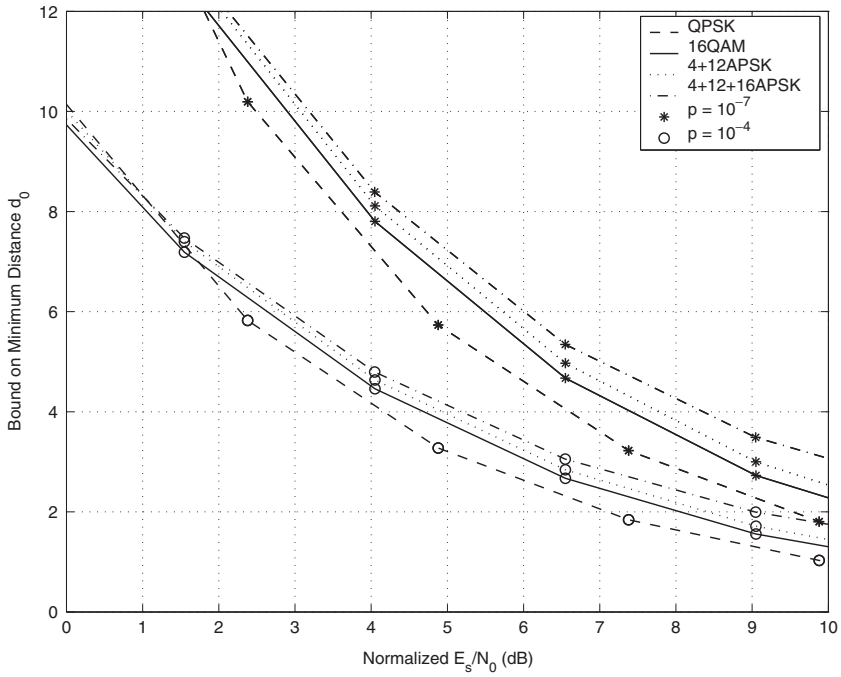

Figure 7. Lower bound d_0 vs normalized E_s/N_0 for target $P_e = 10^{-4}, 10^{-7}$, QPSK and 16- and 32-ary modulations and Gray labelling.

where $\mathscr{X}_{i=b} = \{x \in \mathscr{X} | \mu_i^{-1}(x) = b\}$, where $\mu_i^{-1}(x) = b$ denotes that the ith position of binary label x is equal to b. Equation (17) can be evaluated very efficiently using the Gauss–Hermite quadrature rules. For sufficiently large E_s/N_0 the BUB in Equation (5) is dominated by the term at minimum distance, i.e. the error floor

$$P_e \simeq A_{d_{\min}} B(E_s/N_0)^{d_{\min}} \tag{18}$$

From this equation, we can derive an easy lower bound on the d_0 on the minimum distance of $\mathscr{C}$ for a given target error rate, modulation, and number of codewords at $d_{\min}$:

$$d_{\min} \geqslant \lceil d_0 \rceil \quad \text{where } d_0 = \frac{\log P_e - \log A_{d_{\min}}}{\log B} \tag{19}$$

where $\lceil x \rceil$ denotes the smallest integer greater or equal to x. Notice that the target error rate is fixed to be the error floor under ML decoding.[¶] The lowest error probability floor is achieved by a code $\mathscr{C}$ with $A_{d_{\min}} = 1$. Figure 7 shows the lower bound d_0 with $A_{d_{\min}} = 1$, as a function of E_s/N_0 for target $P_e = 10^{-4}, 10^{-7}$, QPSK, 16-QAM, 16- and 32-APSK modulations and Gray labelling. In order to ease the comparison, a normalized SNR is used, defined as

$$\left.\frac{E_s}{N_0}\right|^{\text{norm}} = \frac{E_s}{N_0} \frac{1}{2^R - 1} \tag{20}$$

[¶]Although this does not necessarily hold under iterative decoding, it does still provide a useful guideline into the performance.

Copyright © 2006 John Wiley & Sons, Ltd.

DOI: 10.1002/sat

where R is the spectral efficiency, and the normalization is thus to the channel capacity. The code rate has been taken $r = 3/4$ for all cases. Note that a capacity-achieving pair modulation-code would work at a normalized $E_s/N_0|^{\text{norm}} = 1$ or 0 dB.

A remarkable conclusion is that BICM with Gray mapping preserves the properties of $\mathscr{C}$ regardless of the modulation used, since we observe that the requirements for nonbinary modulations are similar to those for binary modulations (in the error-floor region). In order to work at about 3 dB from capacity, that is, a normalized $E_s/N_0|^{\text{norm}} = 3$ dB, the needed d_0 is about 5 and 10 for a frame error rate of 10^{-4} and 10^{-7}, respectively.

We consider that $\mathscr{C}$ is a serial concatenatation of convolutional codes (SCCC) [18], with outer code $\mathscr{C}^{\text{O}}$ of length L_{O} and rate r_{O} and inner code $\mathscr{C}^{\text{I}}$ of length L_{I} and rate r_{I}. Obviously, $L_{\text{I}} = N$ and $r_{\text{O}} r_{\text{I}} = r$. The resulting spectral efficiency is $R = r \log_2 M$. It provides two key advantages with respect to parallel turbo codes: lower error floor, possibly achieving the bit error rate requirements (BER $\leqslant 10^{-10}$) without any external code; and simpler constituent codes simpler than in turbo codes or in classical concatenated codes. In addition, with an SCCC the outer code is fully integrated into the decoding process, which includes iterations between decoding stages for the inner and outer codes. This avoids the need to use an additional external code, such as a Reed–Solomon (and its associated interleaver). In some sense, the outer code is already included in the SCCC code, thus saving one extra encoding/decoding step, and one memory level, therefore reducing the required complexity.

The best choice in terms of low error floor forces the lowest possible rate for the outer encoder, as this maximizes the interleaver gain, which increases exponentially with the outer code free distance [18]. We should then set the outer code rate equal to the total code rate, and the inner code rate to 1. Also, it turns out that the best choice for the inner encoder is the two-state differential encoder also known as 'accumulator'. It meets the requirements of simplicity, it is 'almost' systematic, in the sense that the dependency among the bits in its output sequence is very mild, and moreover, it is recursive as imposed by the design rules of SCCCs for the inner encoder. Last but not least, this choice leads to a very simple inner SISO, a highly desirable feature for a design working at high data rates.

In practice the maximum block length to be used shall be selected accounting for the maximum allowed end-to-end latency and decoder complexity. One recent finding [19] allows to split an arbitrary block interleaver in an arbitrary number of smaller nonoverlapping interleavers. This allows to greatly reduce the decoder complexity when parallel SISO units are used to achieve high-speed decoding as memory requirements does not increase with the degree of parallelism.

As an outer code, we have selected the standard binary 16-state convolutional code, rate 3/4 [20]. Its free distance is 4, large enough so that interleaving gain can be achieved, and the minimum distance of the concatenated code grows towards infinity with the blocklength [21]. Furthermore, and if required, the code may be punctured to higher rates [22], with no loss in the code distance. Further numerical results are presented in Section 4.3.

4.2. Demodulation

Decoding of BICM consists of a concatenation of two steps, namely maximum-*a posteriori* (MAP) soft-input soft-output (SISO) demapper (symbol-to-bit likelihood computer), and a MAP SISO decoder of $\mathscr{C}$. These two steps exchange extrinsic information messages $m_{\mu \to \mathscr{C}}$ (from

Copyright © 2006 John Wiley & Sons, Ltd.

DOI: 10.1002/sat

the demapper to the SISO decoder of $\mathscr{C}$), and $m_{\mathscr{C}\to\mu}$ (from the SISO decoder of $\mathscr{C}$ to the demapper) through the iterations. Extrinsic information messages m (or metrics) can be in the form of likelihood probabilities, log-likelihood ratios or some combination or approximation of them. When either $\mathscr{C}^{\mathrm{O}}$ or $\mathscr{C}^{\mathrm{I}}$, or both, are convolutional codes, MAP SISO decoding is efficiently computed by the BCJR algorithm [23]. For example, the extrinsic log-likelihood ratio corresponding to $m_{\mu\to\mathscr{C}}$ for the ith coded bit of the kth symbol and lth iteration is given by

$$\Lambda(c_{k,i}^{(l)}) = \log\frac{\sum_{x\in\mathscr{X}_{i=0}} p(y_k|x)\prod_{j\neq i} P_{\mathscr{C}\to\mu}^{(l-1)}(c_{k,j})}{\sum_{x\in\mathscr{X}_{i=1}} p(y_k|x)\prod_{j\neq i} P_{\mathscr{C}\to\mu}^{(l-1)}(c_{k,j})} \tag{21}$$

where $p(y_k|x) \propto \exp(-(1/N_0)|y_k - \sqrt{E_s}x|^2)$, $P_{\mathscr{C}\to\mu}^{(l)}(c)$ denotes the extrinsic probability message corresponding to $m_{\mathscr{C}\to\mu}$ on the coded bit c at the lth iteration.

There is a marginal information loss in considering no iterations at the demodulator side when Gray mapping is used for transmitting high rates [13], i.e. $P_{\mathscr{C}\to\mu}^{(l-1)}(c_{k,j}) = 0.5$ implies almost no loss in spectral efficiency using Gray mapping. When demapper iterations are allowed, Gray mapping is known not to gain through the iterations [24]. Moreover, when other mapping rules are used, scheduling the operations for such decoder (a SCC with BICM) can be a very complicated task and has been solved only for $N \to \infty$ (see e.g. Reference [25] for recent results on the subject). For all these aforementioned reasons, we will assume Gray mapping and that information flows from demodulator to decoder only, with no feed-back.

4.3. Performance analysis

Density evolution (or approximations such as EXIT charts [24]) of such turbo-coded BICM is a very complicated task due to the concatenation of three elements exchanging extrinsic information messages through the iterations. Such techniques lead in general to three-dimensional surfaces which are difficult to deal with in practical decoding algorithms for finite length codes [25]. We will therefore resort to a mixture of computer simulations and bounds on maximum likelihood (ML) decoding error probability. Regarding convergence, simulations can accurately estimate the values of E_b/N_0 at which the decoding algorithm does not converge, as will be shown shortly.

We denote the binary-input channel between the modulator and demodulator as the equivalent binary-input BICM channel. It has been recently shown [26] that such channel can be very well approximated as AWGN[‖] with SNR $\gamma = -\log B(E_s/N_0)$. Therefore, standard bounds for binary-input channels can be successfully applied here. In particular, the standard union bound (UB) yields

$$P_e \lessapprox \sum_d A_d Q(\sqrt{-2d\log B(E_s/N_0)}) \tag{22}$$

At high SNR, (16) and (22) are dominated by the pairwise terms corresponding to the few codewords with low Hamming distance (error floor). When turbo-like codes are used, union bounding techniques are known not to provide good estimates of the error probability,

[‖] Notice that the Gaussian approximation (GA) is common practice in density evolution techniques [24].

Copyright © 2006 John Wiley & Sons, Ltd.

DOI: 10.1002/sat

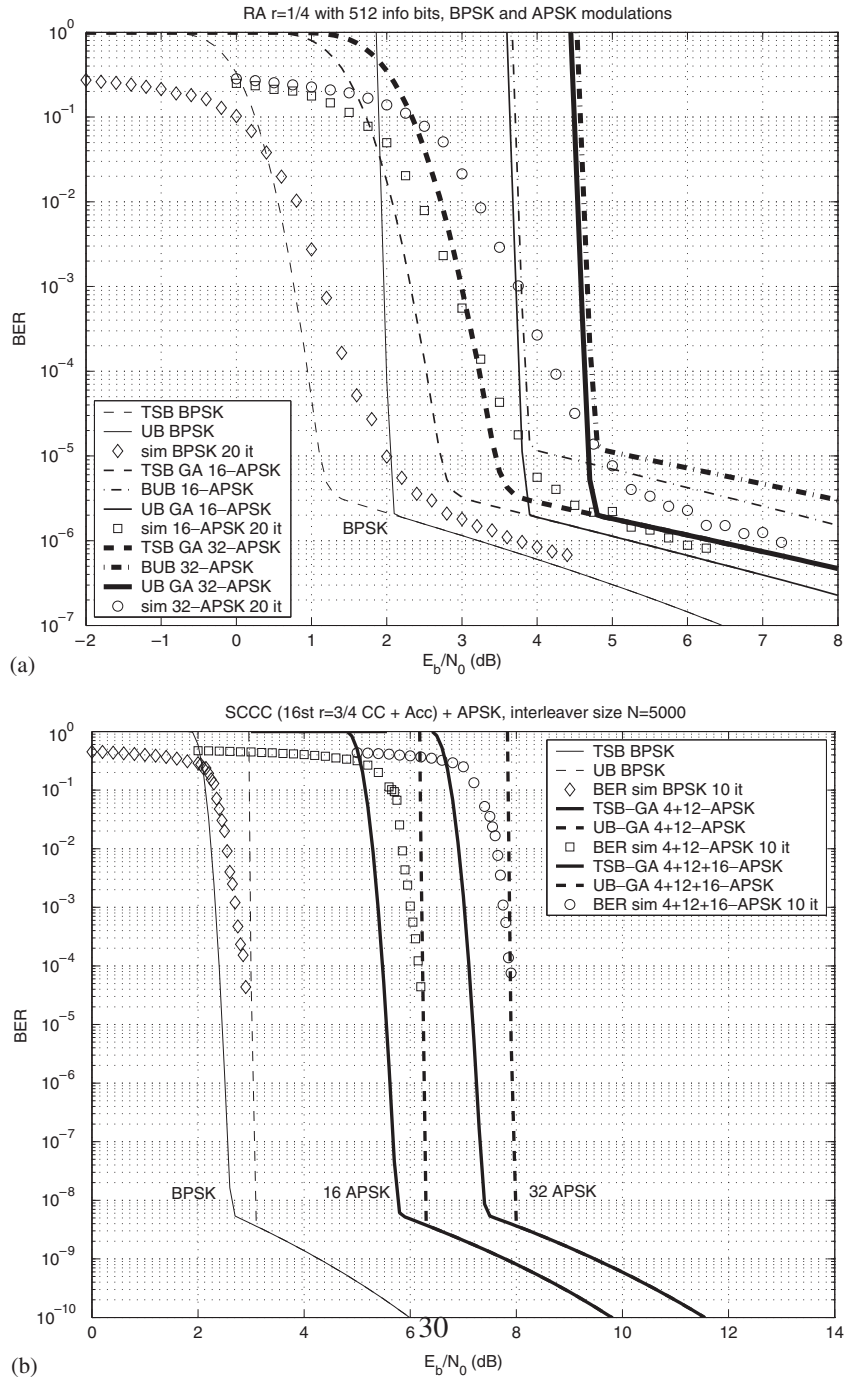

Figure 8. Bit-error probability bounds and simulations for BPSK and 16-APSK ($n_1 = 4$ and $n_2 = 12$) and 32-APSK ($n_1 = 4$, $n_2 = 12$ and $n_3 = 16$) with pseudo-Gray labelling: (a) RA code with $r = 1/4$ and $K = 512$ information bits per frame; and (b) SCCC with rate 3/4 16 states convolutional code as outer code and inner accumulator with $N = 5000$.

Copyright © 2006 John Wiley & Sons, Ltd.

DOI: 10.1002/sat

and one typically resorts to improved bounds such as the tangential-sphere bound (TSB) [27],

$$P_F \lessapprox \int_{-\infty}^{+\infty} \frac{dz_1}{\sqrt{2\pi\sigma^2}} e^{-z_1^2/2\sigma^2} \left\{ 1 - \overline{\Gamma}\left(\frac{N-1}{2}, \frac{r_{z_1}}{2\sigma^2}\right) + \sum_{d:\delta/2<\alpha_\delta} A_d \overline{\Gamma}\left(\frac{N-2}{2}, \frac{r_{z_1}^2 - \beta_\delta(z_1)^2}{2\sigma^2}\right) \left[Q\left(\frac{\beta_\delta(z_1)}{\sigma}\right) - Q\left(\frac{r_{z_1}}{\sigma}\right) \right] \right\} \tag{23}$$

where $\overline{\Gamma}(a, x) = (1/\Gamma(a)) \int_0^x t^{a-1} e^{-t}\, dt$ is the normalized incomplete gamma function and $\Gamma(x) = \int_0^{+\infty} t^{x-1} e^{-t}\, dt$ is the gamma function,

$$\sigma^2 = (-2 \log B(E_s/N_0))^{-1} \tag{24}$$

$$r_{z_1} = r(1 - z_1/4R) \tag{25}$$

$$\beta_\delta(z_1) = (r_{z_1}/\sqrt{1 - \delta^2/4R^2})(\delta/2r) \tag{26}$$

$$\alpha_\delta = r\sqrt{1 - \delta^2/4R^2} \tag{27}$$

$R^2 = N$, $\delta = 2\sqrt{d}$ and r, the cone radius, is the solution of

$$\sum_{d:\delta/2<\alpha\delta} A_d \int_0^{\theta_k} \sin^{N-3} \phi\, d\phi = \sqrt{\pi}\Gamma((N-2)/2)/\Gamma((N-1)/2) \tag{28}$$

with

$$\theta_k = \cos^{-1}((\delta/2r)(1/\sqrt{1 - \delta^2/4R^2})) \tag{29}$$

Figure 8 shows the bit-error probability bounds using the Gaussian approximation, Equation (22) and simulations for BPSK, $4 + 12$-APSK and $4 + 12 + 16$-APSK with the pseudo-Gray labellings of Figure 1. In particular, in Figure 8(a) we use a repeat and accumulate (RA) code [28] with $r = 1/4$ and $K = 512$ information bits per frame. In this case, the weight enumerator can be computed in closed form [28]. We observe that as expected BICM preserves the properties of the underlying binary code $\mathscr{C}$, since both waterfall and floor occur at almost the same probability values. We also observe that the approximations in Equations (22) and (23) are very accurate and yield much better error probability estimates than the standard Bhattacharyya bound. Same conclusions apply to Figure 8(b) where we use a SCCC with the optimal 16 states $r = 3/4$ convolutional code as outer code and inner accumulator, with interleaver size $N = 5000$. Storage limitations prevent us from showing the curves for larger N. However, we observe that already with $N = 5000$, we have very low error floors. In particular, in the DVB-S2 application, the interleaver size is set to 16 200 or 64 000, which implies that almost-error-free transmission is possible with such code.

Copyright © 2006 John Wiley & Sons, Ltd.

DOI: 10.1002/sat

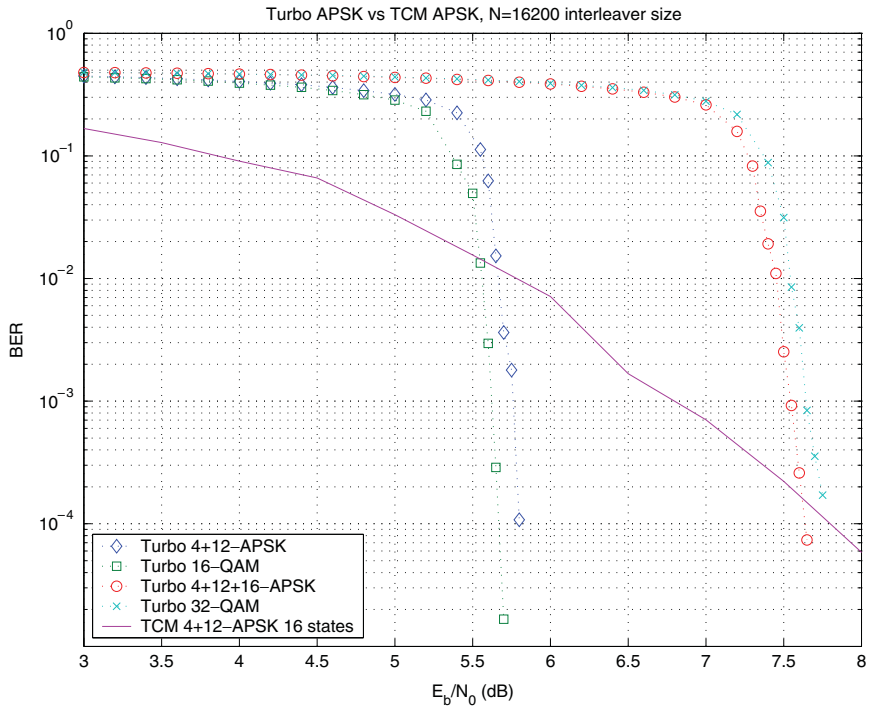

Figure 9. Turbo-coded APSK with $N = 16\,200$ vs $4 + 12$-TCM.

Finally, Figure 9, shows the simulated BER performance for the same SCCC with the optimal 16 states $r = 3/4$ convolutional code as outer code and inner accumulator, with interleaver size $N = 16\,200^{**}$ with $4 + 12$-APSK, 16-QAM, $4 + 12 + 16$-APSK and 32-QAM. For the sake of comparison, we also plot the BER for a $4 + 12$-APSK with a 16 states TCM, typical of satellite systems current standard [1]. As we observe, the SCCC codes yield a substantial performance improvement with respect to TCM. In the TCM case, one usually concatenates a Reed–Solomon code operating at an input BER of 10^{-4}, which usually diminishes the spectral efficiency and increases the receiver complexity. Notice as well that 32-APSK achieves a better performance than 32-QAM, giving a further justification to the use of modulations in the APSK family instead of the classical QAM.

5. CONCLUSIONS

Extensive analysis and simulations for turbo-coded APSK modulations, with particular emphasis on its applicability to satellite broadband communications have been presented in this paper. In particular, we have investigated APSK constellation optimization under mutual information and minimum Euclidean distance criteria, under the simplified assumption of

**The selected FEC block size ensures that the FEC floor is well below the required BER of 10^{-10} for satellite broadcasting systems.

Copyright © 2006 John Wiley & Sons, Ltd.

DOI: 10.1002/sat

rectangularly shaped transmission pulses. We have shown that the degrees of freedom in the design of an APSK modulation can be exploited thanks to the mutual information maximization, and this has been applied to the design of 16- and 32-ary constellations. This technique has been shown to extend the standard minimum Euclidean distance maximization, yielding a small but significant improvement.

The pragmatic approach of BICM allows for a good coupling between such optimized APSK modulations with powerful binary turbo-codes, due to its inherent flexibility for multiple-rate transmission. Some new heuristics have been used to further justify the design of a single mother code to be used for all rates. A theoretical explanation of the the fact that the error floor typical of turbo codes remains at a constant distance from capacity has been presented. We have presented some new ML decoding error probability bounds for BICM APSK, and we have compared them with simulations findings. Numerical results based on simulation of bit-error rate probability for high rate transmission with turbo-coded APSK have been presented, showing large advantage of the presented scheme over standard TCM.

REFERENCES

1. Cominetti M, Morello A. Digital video broadcasting over satellite (DVB-S): a system for broadcasting and contribution applications. *International Journal of Satellite Communications* 2000; **18**(6):393–410.
2. De Gaudenzi R, Rinaldo R. Adaptive coding and modulation for next generation broadband multimedia systems. *Proceedings of the 20th AIAA Satellite Communication Systems Conference*, Montreal, May 2002.
3. De Gaudenzi R, Guillén i Fàbregas A, Martinez A. Performance analysis of turbo-coded APSK modulations over nonlinear satellite channels. *IEEE Transactions on Wireless Communications* 2005, in press.
4. Biglieri E. High-level modulation and coding for nonlinear satellite channels. *IEEE Transactions on Communications* 1984; **COM-32**(5):616–626.
5. Thomas CM, Weidner MY, Durrani SH. Digital amplitude-phase keying with *m*-ary alphabets. *IEEE Transactions on Communications* 1974; **COM-22**(2):168–180.
6. Foschini G, Gitlin R, Weinstein S. Optimization of two-dimensional signal constellations in the presence of Gaussian noise. *IEEE Transactions on Communications* 1974; **22**(1):28–38.
7. Einarsson G. Signal design for the amplitude-limited Gaussian channel by error bound optimization. *IEEE Transactions on Communications* 1979: **27**(1):152–158.
8. Shamai S, Bar-David I. The capacity of average and peak-power-limited quadrature Gaussian channels. *IEEE Transactions on Information Theory* 1995; **41**:1060–1071.
9. Müller R, Wachsmann U, Huber J. Multilevel coding for peak power limited complex Gaussian channels. *Proceedings of the IEEE International Symposium on Information Theory* (*ISIT'97*), June–July 1997; 103.
10. Berrou C, Glavieux A, Thitimajshima P. Near Shannon-limit error correcting coding and decoding: turbo codes. *Proceedings of the IEEE International Conference on Communications* (*ICC'93*), Geneva, Switzerland, May 1993.
11. Gallager R. Low-density parity-check codes. *Ph.D. Dissertation*, Massachussets Institute of Technology, 1963.
12. Ungerboeck G. Channel coding with multilevel phase signals. *IEEE Transactions on Information Theory* 1982; **IT-28**(1):55–67.
13. Robertson P, Worz T. Bandwidth-efficient turbo trellis-coded modulation using punctured component codes. *IEEE Journal on Selected Areas in Communications* 1998; **16**(2):206–218.
14. Caire G, Taricco G, Biglieri E. Bit-interleaved coded modulation. *IEEE Transactions on Information Theory* 1998; **44**:927–947.
15. ETSI Digital Video Broadcasting (DVB). Second generation framing structure, channel coding and modulation systems for broadcasting, interactive services, news gathering and other broadband satellite applications. European Telecommunications Standards Institute Std. EN 302 307, 2003.
16. Benedetto S, Biglieri E, Castellani V. *Digital Transmission Theory*. Prentice-Hall: Englewood Cliffs, NJ, 1987.
17. Dembo A, Zeitouni O. *Large Deviations Techniques and Applications* (2nd edn). Applications of Mathematics. Springer: Berlin, 1998; (38).
18. Benedetto S, Divsalar D, Montorsi G, Pollara F. Serial concatenated of interleaved codes: performance analysis, design and iterative decoding. *IEEE Transactions on Information Theory* 1998; **44**(3):909–926.
19. Tarable A, Montorsi G, Benedetto S. Mapping interleaver laws to parallel turbo decoder architectures. *Proceedings of the 3rd International Symposium on Turbo Codes and Applications*, Brest, France, September 2003.

Copyright © 2006 John Wiley & Sons, Ltd.

DOI: 10.1002/sat

20. Chang J-J, Hwang D-J, Lin M-C. Some extended results on the search for good convolutional codes. *IEEE Transactions on Information Theory* 1997; **43**(5):1682–1697.
21. Kahale N, Urbanke R. On the minimum distance of parallel and serially concatenated codes. *IEEE Transactions on Information Theory* 1997, in press.
22. Martinez A, Ponticelli B. Efficient coding schemes for high order modulations in satellite broadcasting applications. *Proceedings of the 7th International ESA Workshop on Digital Signal Processing Techniques for Space Communication*, Sesimbra, Portugal, October 2001.
23. Bahl L, Cocke J, Jelinek F, Raviv J. Optimal decoding of linear codes for minimizing the symbol error rate. *IEEE Transactions on Information Theory* 1974; **20**:284–287.
24. ten Brink S. Designing iterative decoding schemes with the extrinsic information transfer chart. *AEÜ—International Journal of Electronics and Communications* 2000; **54**(6):389–398.
25. Brannstrom F, Rasmussen LK, Grant A. Optimal scheduling for multiple serially concatenated systems. *Proceedings of the 3rd International Symposium on Turbo Codes and Applications*, Brest, France, September 2003.
26. Guillén i Fàbregas A, Martinez A, Caire G. Error probability of bit-interleaved coded modulation using the Gaussian approximation. *Proceedings of the 38th Annual Conference on Information Sciences and Systems* (*CISS*) *2004*, Princeton, U.S., March 2004.
27. Sason I, Shamai S. Improved upper bounds on the ML decoding error probability of parallel and serial concatenated turbo codes via their ensemble distance spectrum. *IEEE Transactions on Information Theory* 2000; **46**(1):24–47.
28. Divsalar D, Jin H, McEliece RJ. Coding theorems for 'turbo-like' codes. *Proceedings of the 36th Allerton Conference on Communication, Control and Computing*, Allerton, IL, U.S., September 1998; 210–219.

AUTHORS' BIOGRAPHIES

Riccardo De Gaudenzi was born in Italy in 1960. He received his Doctor Engineer degree (cum Laude) in electronic engineering from the University of Pisa, Italy in 1985 and the PhD from the Technical University of Delft, The Netherlands in 1999. From 1986 to 1988 he was with the European Space Agency (ESA), Stations and Communications Engineering Department, Darmstadt (Germany) where he was involved in satellite telecommunication ground systems design and testing. In particular, he followed the development of two new ESA's satellite tracking systems. In 1988, he joined ESA's Research and Technology Centre (ESTEC), Noordwijk, The Netherlands where in 2000 he has been appointed head of the Communication Systems Section and since 2005 he is Head of the RF Payload and Systems Division. The division is responsible for the definition and development of advanced satellite system, subsystems and technologies for telecommunications, navigation and earth observation applications. In 1996 he spent 1 year with Qualcomm Inc., San Diego, U.S.A., in the Globalstar LEO project system group under an ESA fellowship. His current interest is mainly related with efficient digital modulation and access techniques for fixed and mobile satellite services, synchronization topics, adaptive interference mitigation techniques and communication systems simulation techniques. From 2001 to 2005 he has been serving as Associate Editor for CDMA and Synchronization for IEEE Transactions on Communications. He is co-recipient of the VTS Jack Neubauer Best System Paper Award from the IEEE Vehicular Technology Society.

Albert Guillén i Fàbregas was born in Barcelona, Catalunya, Spain, in 1974. He received the Telecommunications Engineering Degree and the Electronics Engineering Degree from Universitat Politècnica de Catalunya, Barcelona, Catalunya, Spain, and the Politecnico di Torino, Torino, Italy, respectively, both in 1999, under the Double Degree Socrates-Erasmus Scholarship Program of the European Community, and the PhD in Communication Systems from Ecole Polytechnique Fédérale de Lausanne (EPFL), Lausanne, Switzerland, in 2004.
From August 1998 to March 1999, he conducted his Final Research Project at the Center for Communications and Signal Processing Research (CCSPR), at the New Jersey Institute of Technology (NJIT), Newark, NJ, supported with a Nokia-NJIT

Copyright © 2006 John Wiley & Sons, Ltd.

DOI: 10.1002/sat

Research Fellowship. He was with Telecom Italia Research Laboratories, TILAB (old CSELT), Torino, Italy, from November 1999 to June 2000.

From September 2000 to May 2001, he was with the European Space Research and Technology Centre (ESTEC), of the European Space Agency (ESA), Noordwijk, The Netherlands. During his doctoral studies, from 2001 to 2004, he has been a Research and Teaching assistant at the Mobile Communications Department, Institut Euroécom, Sophia-Antipolis, France. From June 2003 to July 2004 he has been a visiting scholar at the Communications Theory Lab at EPFL. Since September 2004 he is at the Institute for Telecommunications Research, University of South Australia, Mawson Lakes, Australia, as a Research Fellow. During June–July 2005 he has held a visiting appointment at Ecole Nationale Superieure des Telecommunications, Paris, France. His specific research interests are in the area of communication theory, information theory, coding theory, digital modulation and signal processing techniques, particularly with wireless terrestial and satellite applications.

Dr Guillén i Fàbregas received a pre-doctoral Research Fellowship of the Spanish Ministry of Education to join ESTEC-ESA. He received the Young Authors Award of the 2004 European Signal Processing Conference EUSIPCO 2004, Vienna, Austria and the 2004 Nokia Best Doctoral Thesis Award in Mobile Internet and third Generation Mobile Solutions from the Spanish Institution of Telecommunications Engineers. He is also a member of the ARC Communications Research Network (ACoRN).

Alfonso Martinez was born in Zaragoza, Spain, in October 1973. He graduated in Electrical Engineering from the University of Zaragoza, Spain, in 1997.

From 1998 to 2002, he worked at the research centre of the European Space Agency in Noordwijk, the Netherlands. He made research on coded modulation for satellite systems. Since 2003 he is a PhD student at Technische Universiteit Eindhoven, the Netherlands, where he is currently working in optical communication theory.

Copyright © 2006 John Wiley & Sons, Ltd.

DOI: 10.1002/sat