INTERNATIONAL JOURNAL OF SATELLITE COMMUNICATIONS AND NETWORKING
Int. J. Satell. Commun. Network. 2006; **24**:261–281
Published online 19 May 2006 in Wiley InterScience (www.interscience.wiley.com). DOI: 10.1002/sat.841

Turbo-coded APSK modulations design for satellite broadband communications

Riccardo De Gaudenzi[1,*,†], Albert Guillén i Fàbregas[2], and Alfanso Martinez[3]

[1] *European Space Agency (ESA-ESTEC), Noordwijk, The Netherlands*
[2] *Institute for Telecommunications Research, University of South Australia, Australia*
[3] *Technische Universitat Eindhoven, Eindhoven, The Netherlands*

SUMMARY

This paper investigates the design of power and spectrally efficient coded modulations based on amplitude phase shift keying (APSK) modulation with application to satellite broadband communications. APSK represents an attractive modulation format for digital transmission over nonlinear satellite channels due to its power and spectral efficiency combined with its inherent robustness against nonlinear distortion. For these reasons APSK has been very recently introduced in the new standard for satellite Digital Video Broadcasting named DVB-S2. Assuming an ideal rectangular transmission pulse, for which no nonlinear inter-symbol interference is present and perfect pre-compensation of the nonlinearity, we optimize the APSK constellation. In addition to the minimum distance criterion, we introduce a new optimization based on the mutual information; this new method generates an optimum constellation for each spectral efficiency. To achieve power efficiency jointly with low bit error rate (BER) floor we adopt a powerful binary serially concatenated turbo-code coupled with optimal APSK modulations through bit-interleaved coded modulation. We derive tight approximations on the maximum-likelihood decoding error probability, and results are compared with computer simulations. The proposed coded modulation scheme is shown to provide a considerable performance advantage compared to current standards for satellite multimedia and broadcasting systems. Copyright © 2006 John Wiley & Sons, Ltd.

Received 1 May 2005; Revised 1 February 2006; Accepted 29 March 2006

KEY WORDS: turbo codes; amplitude-phase shift keying (APSK); modulation; bit-interleaved coded modulation (BICM); coded modulation; nonlinear channels; satellite communications

1. INTRODUCTION

A major strength of satellite communications systems lies on their ability to efficiently broadcast digital multi-media information over very large areas [1]. A notable example is the

*Correspondence to: Riccardo De Gaudenzi, European Space Agency (ESA-ESTEC), RF Payload Systems division, Keplerlaan 1, P.O. Box 299, AG Noordwijk, The Netherlands.
† E-mail: riccardo.de.gaudenzi@esa.int

Copyright © 2006 John Wiley & Sons, Ltd.

LGE 1014

so-called direct-to-home (DTH) digital television broadcasting. Satellite systems also provide a unique way to complement the terrestrial telecommunication infrastructure in scarcely populated regions. The introduction of multi-beam satellite antennas with adaptive coding and modulation (ACM) schemes will allow an important efficiency increase for satellite systems operating at Ku or Ka-band [2]. Those technical enhancements require the exploitation of power- and spectrally efficient modulation schemes conceived to operate over the satellite nonlinear channel. In this paper, we will design high-efficiency 16- and 32-ary coded modulation schemes suited for nonlinear satellite channels. The analysis presented here is complemented in [3] with the effects related to satellite nonlinear distortion, band-limited transmission pulse, demodulator timing, amplitude and phase estimation errors.

To the authors' knowledge there are few references in the literature dealing with 16-ary constellation optimization over *nonlinear channels*, the typical environment for satellite channels. Previous work showed that 16-QAM does not compare favourably with either trellis-coded (TC) 16-PSK or uncoded 8-PSK in satellite nonlinear channels [4]. The concept of circular APSK modulation was already proposed 30 years ago by Thomas *et al.* [5], where several nonband-limited APSK sets were analysed by means of uncoded bit error rate bounds; the suitability of APSK for nonlinear channels was also made explicit, but concluded that for single carrier operation over nonlinear channel APSK performs worse than PSK schemes. In the current paper, we will revert the conclusion. It should be remarked that Reference [5] mentioned the possibility of modulator pre-compensation but did not provide performance results related to this technique. Foschini *et al.* [6] optimized QAM constellations using asymptotic uncoded probability of error under average power constraints, deriving optimal 16-ary constellation made of an almost equilateral lattice of triangles. This result is not applicable to satellite channels. In Reference [7] some comparison between squared QAM and circular APSK over linear channels was performed based on the computation of the error bound parameter, showing some minor potential advantage of APSK. Further work on mutual information for modulations with average and peak power constraints is reported in Reference [8], which proves the advantages of circular APSK constellations under those power constraints. Mutual information performance loss for APSK in peak power limited Gaussian complex channels is reported in Reference [9] and compared to classical QAM modulations; it is shown that under this assumption APSK considerably outperforms QAM in terms of mutual information, the gain particularly remarkable for 16- and 64-ary constellations.

Forward error correcting codes for our application must combine power efficiency and low BER floor with flexibility and simplicity to allow for high-speed implementation. The existence of practical, simple, and powerful such coding designs for binary modulations has been settled with the advent of turbo codes [10] and the recent re-discovery of low-density parity-check (LDPC) codes [11]. In parallel, the field of channel coding for nonbinary modulations has evolved significantly in the latest years. Starting with Ungerboeck's work on TC modulation (TCM) [12], the approach had been to consider channel code and modulation as a single entity, to be jointly designed and demodulated/decoded. Schemes have been published in the literature, where turbo codes are successfully merged with TCM [13]. Nevertheless, the elegance and simplicity of Ungerboeck's original approach gets somewhat lost in a series of *ad hoc* adaptations; in addition, the turbo-code should be jointly designed with a given modulation, a solution impractical for system supporting several constellations. A new pragmatic paradigm has crystallized under the name of bit-interleaved coded modulation (BICM) [13], where extremely good results are obtained with a standard nonoptimized, code. An additional

Copyright © 2006 John Wiley & Sons, Ltd.

DOI: 10.1002/sat

advantage of BICM is its inherent flexibility, as a single mother code can be used for several modulations, an appealing feature for broadband satellite communication systems where a large set of spectral efficiencies is needed.

This paper is organized as follows. Section 2 gives the system model under the ideal case of a rectangular transmission pulse.[‡] Section 3 gives a formal description of APSK signal sets, describes the maximum mutual information and maximum minimum distance optimization criteria and discusses some of the properties of the optimized constellations. Section 4 deals with code design issues, describes the BICM approach, provides some analytical considerations based on approximate maximum-likelihood (ML) decoding error probability bounds, and provides some numerical results. The conclusions are finally drawn in Section 5.

2. SYSTEM MODEL

The baseband equivalent of the transmitted signal at time t, $s_T(t)$, is given by

$$s_T(t) = \sqrt{P}\sum_{k=0}^{L-1} x(k)p_T(t - kT_s) \tag{1}$$

where P is the signal power, $x(k)$ is the kth transmitted symbol, drawn from a complex-valued APSK signal constellation $\mathscr{X}$, with $|\mathscr{X}| = M$, p_T is the transmission filter impulse response, and T_s is the symbol duration (in seconds), corresponding to one channel use. Without loss of generality, we consider transmission of frames with L symbols. The spectral efficiency R is defined as the number of information bits conveyed at every channel use, and in measured in bits per second per Hertz (bps/Hz).

The signal $s_T(t)$ passes through a high-power amplifier (HPA) operated close to the saturation point. In this region, the HPA shows nonlinear characteristics that induce phase and amplitude distortions to the transmitted signal. The amplifier is modelled by a memoryless nonlinearity, with an output signal $s_A(t)$ at time t given by

$$s_A(t) = F(|s_T(t)|)e^{j(\phi(s_T(t))+\Phi(|s_T(t)|))} \tag{2}$$

where we have implicitly defined $F(A)$ and $\Phi(A)$ as the AM/AM and AM/PM characteristics of the amplifier for a signal with instantaneous signal amplitude A. The signal amplitude is the instantaneous complex envelope, so that the baseband signal is decomposed as $s_T(t) = |s_T(t)|e^{j\phi(s_T(t))}$.

In this paper, we assume an (ideal) signal modulating a train of rectangular pulses. These pulses do not create inter-symbol interference when passed through an amplifier operated in the nonlinear region. Under these conditions, the channel reduces to an AWGN, where the modulation symbols are distorted following (2). Let x_A denote the distorted symbol corresponding to $x = |x|e^{j\phi(x)} \in \mathscr{X}$, that is, $x_A = F(|x|)e^{j(\phi(x)+\Phi(|x|))}$. After matched filtering and sampling at time kT_s, the discrete-time received signal at time k, $y(k)$ is then given by

$$y(k) = \sqrt{E_s}x_A(k) + n(k), \quad k = 0, \ldots, L-1 \tag{3}$$

[‡]This assumption has been dropped in the paper [14].

Copyright © 2006 John Wiley & Sons, Ltd.

DOI: 10.1002/sat

with E_s the symbol energy, given by $E_s = PT_s$, $x_A(k)$ is the symbol at the kth time instant, as defined above, and $n(k) \sim \mathcal{N}_{\mathbb{C}}(0, N_0)$ is the corresponding noise sample.

This simplified model suffices to describe the nonlinearity up to the nonlinear ISI effect, and allows us to easily design constellation and codes. In the paper [14], the impact of nonlinear ISI has been considered, as well as other realistic demodulation effects such as timing and phase recovery.

3. APSK CONSTELLATION DESIGN

In this section, we define the generic multiple-ring APSK constellation family. We propose new criteria for the design of digital QAM constellations of 16 and 32 points, with special emphasis on the behaviour on nonlinear channels.

3.1. Constellation description

M-APSK constellations are composed of n_R concentric rings, each with uniformly spaced PSK points. The signal constellation points x are complex numbers, drawn from a set $\mathscr{X}$ given by

$$\mathscr{X} = \begin{cases} r_1 e^{j((2\pi/n_1)i+\theta_1)}, & i = 0, \ldots, n_1 - 1 \quad \text{(ring 1)} \\ r_2 e^{j((2\pi/n_2)i+\theta_2)}, & i = 0, \ldots, n_2 - 1 \quad \text{(ring 2)} \\ \vdots & \\ r_{n_R} e^{j((2\pi/n_R)i+\theta_{n_R})}, & i = 0, \ldots, n_{n_R} - 1 \quad \text{(ring } n_R\text{)} \end{cases} \tag{4}$$

where we have defined n_ℓ, r_ℓ and θ_ℓ as the number of points, the radius and the relative phase shift for the ℓth ring. We will nickname such modulations as $n_1 + \cdots + n_{n_R}$-APSK. Figure 1 depicts the $4 + 12$- and $4 + 12 + 16$-APSK modulations with quasi-Gray mapping. In particular, for next generation broadband systems [2, 15], the constellation sizes of interest are $|\mathscr{X}| = 16$ and 32, with $n_R = 2$ and 3 rings, respectively. In general, we consider that $\mathscr{X}$ is normalized in energy, i.e. $E[|x|^2] = 1$, which implies that the radii r_ℓ are normalized such that $\sum_{\ell=1}^{n_R} n_\ell r_\ell^2 = 1$. Notice also that the radii r_ℓ are ordered, so that $r_1 < \cdots < r_{n_R}$.

Clearly, we can also define the phase shifts and the ring radii in relative terms rather than in absolute terms, as in (4); this removes one dimension in the optimization process, yielding a practical advantage. We let $\phi_\ell = \theta_\ell - \theta_1$ for $\ell = 1, \ldots, n_R$ be the phase shift of the ℓth ring with respect to the inner ring. We also define $\rho_\ell = r_\ell / r_1$ for $\ell = 1, \cdots, n_R$ as the relative radii of the ℓth ring with respect to r_1. In particular, $\phi_1 = 0$ and $\rho_1 = 1$.

3.2. Constellation optimization in AWGN

We are interested in finding an APSK constellation, defined by the parameters $\boldsymbol{\rho} = (\rho_1, \ldots, \rho_{n_R})$ and $\boldsymbol{\phi} = (\phi_1, \ldots, \phi_{n_R})$, such that a given cost function $f(\mathscr{X})$ reaches a minimum. The simplest, and probably most natural, cost function is the minimum Euclidean distance between any two points in the constellation. Section 3.2.1 shows the results under this criterion. These results are extended in Section 3.2.2, where the cost function is replaced by the mutual information of the AWGN channel; it also shown that significant gains may be achieved for low and moderate values of signal-to-noise ratio (SNR) by fine-tuning the constellation.

Copyright © 2006 John Wiley & Sons, Ltd.

DOI: 10.1002/sat

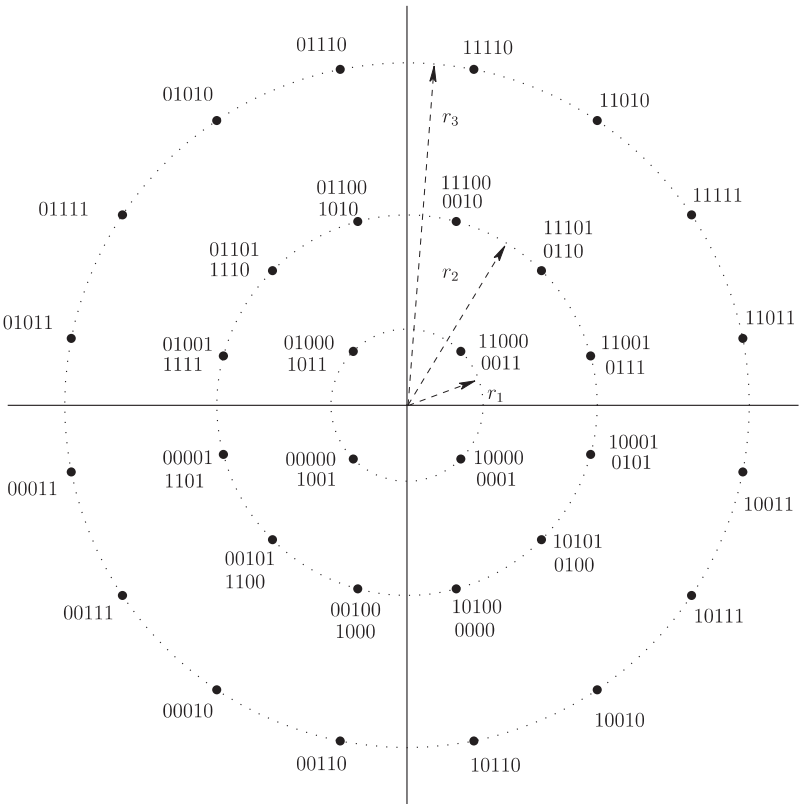

Figure 1. Parametric description and pseudo-Gray mapping of 16 and 32-APSK constellations with $n_1 = 4$, $n_2 = 12$, $\phi_2 = 0$ and $n_1 = 4$, $n_2 = 12$, $n_3 = 16$, $\phi_2 = 0$, $\phi_3 = \pi/16$. For the first two rings: mapping below corresponds to $4 + 12$-APSK, mapping above to $4 + 12 + 16$-APSK.

3.2.1. Minimum Euclidean distance maximization. The union bound on the uncoded symbol error probability [16] yields,

$$P_e \leqslant \frac{1}{M} \sum_{x \in \mathscr{X}} \sum_{\substack{x' \in \mathscr{X} \\ x' \neq x}} Q\left(\sqrt{\frac{E_s |x - x'|^2}{2N_0}}\right) \tag{5}$$

where $Q(x) = 1/\sqrt{2\pi} \int_x^\infty \mathrm{e}^{-(t^2/2)}\, \mathrm{d}t$ is the Gaussian tail function. At high SNR Equation (5) is dominated by the pairwise term at minimum squared Euclidean distance $\delta^2_{\min} = \min_{x,x' \in \mathscr{X}} |x - x'|^2$. Due to the monotonicity of the Q function, it is clear that maximizing this distance optimizes the error performance estimated with the union bound at high SNR.

The minimum distance of the constellation depends on the number of rings n_R, the number of points in each ring $n_1, \ldots, n_{n_R}$, the radii $r_1, \ldots, r_{n_R}$, and the offset among the rings $\phi_1, \ldots, \phi_{n_R}$. The constellation geometry clearly indicates that the distances to consider are between points belonging to the same ring, or between points in adjacent rings. Simple calculations give the

Copyright © 2006 John Wiley & Sons, Ltd.

DOI: 10.1002/sat

following formula,

$$\delta^2_{\text{ring}\,i} = 2r_i^2\left[1 - \cos\left(\frac{2\pi}{n_i}\right)\right] \tag{6}$$

for the distance between points in ith ring, with radius r_i and n_i points. For the adjacent rings the calculation is only slightly more complicated, and gives the following:

$$\delta^2_{\text{rings}\ i,i+1} = r_i^2 + r_{i+1}^2 - 2r_i r_{i+1}\cos\theta \tag{7}$$

where θ is the minimum relative offset between any pair of points of rings i and $i+1$, respectively. As the phase of point l_i in ring i is given by $\phi_i + 2\pi l_i/n_i$, we easily obtain:

$$\theta = \min_{l_i,l_{i+1}}\left|(\phi_i - \phi_{i+1}) + 2\pi\left(\frac{l_i}{n_i} - \frac{l_{i+1}}{n_{i+1}}\right)\right| \tag{8}$$

The minimum distance of the constellation is given by taking the minimum of all these inter-ring and intra-ring values:

$$\delta^2_{\min} = \min_{\substack{i=1,\ldots,n_R\\ j=1,\ldots,n_R-1}} \{\delta^2_{\text{ring}\ i}, \delta^2_{\text{rings}\ j,j+1}\} \tag{9}$$

For the sake of space limitations, we concentrate on 16-ary constellations. Thanks to symmetry considerations, is clear that the best offset between rings happens when $\phi_2 = \pi/n_2$. Figure 2 shows the minimum distance for several candidates: $4+12$-, $6+10$-, $5+11$ and $1+5+10$-APSK. It may be observed that the highest minimum distance is achieved for approximately $\rho_2 = 2.0$, except for $4+12$-APSK, where $\rho_2 = 2.7$. The results for $\phi = 0$ are also plotted, and show that the corresponding minimum distance is smaller. We will see later in Section 3.2.2 how this effect translates into error rate performance.

3.2.2. Mutual information maximization. The mutual information (assuming equiprobable symbols) for a given signal set $\mathscr{X}$ provides the maximum transmission rate (in bits/channel use) at which error-free transmission is possible with such signal set, and is given by (e.g. Reference [13]),

$$f(\mathscr{X}) = C = \log_2 M - \mathbb{E}_{x,n}\left\{\log_2\left[\sum_{x'\in\mathscr{X}}\exp\left(-\frac{1}{N_0}\left|\sqrt{E_s}(x-x') + n\right|^2 - \left|n\right|^2\right)\right]\right\} \tag{10}$$

Interestingly, for a given SNR, or equivalently, for a given spectral efficiency R, an optimum constellation can be obtained, a procedure we apply in the following to 16- and 32-ary constellations.

In general, closed-form optimization of this expression is a daunting task, so we resort to numerical techniques. Expression (10) can be easily evaluated by using the Gauss–Hermite quadrature rules, making numerical evaluation very simple. Note, however, that it is possible to calculate a closed-form expression for the asymptotic case $E_s/N_0 \to +\infty$. First, note that the expectation in Equation (10) can be rewritten as

$$\lambda(\mathscr{X}) \triangleq \mathbb{E}_{x,n}\left\{\log_2\left[\sum_{x'\in\mathscr{X}}\exp\left(-\frac{1}{N_0}\left(E_s|x-x'|^2 + 2\,\mathrm{Re}\left(\sqrt{E_s}(x-x')n\right)\right)\right)\right]\right\} \tag{11}$$

Using the dominated convergence theorem [17], the influence of the noise term vanishes asymptotically, since the limit can be pushed inside the expectation. Furthermore, the only

Copyright © 2006 John Wiley & Sons, Ltd.

DOI: 10.1002/sat

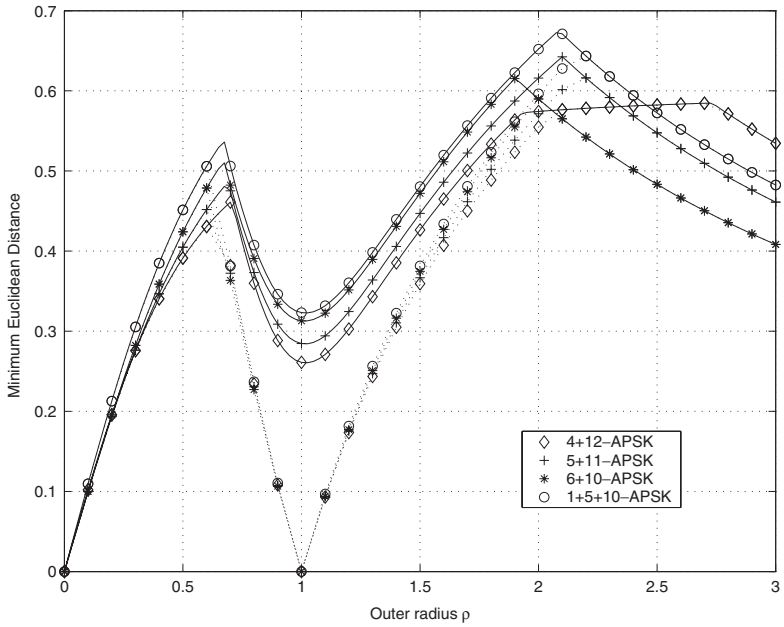

Figure 2. Minimum Euclidean distances for several 16-ary signal constellations. Solid lines correspond to $\phi = \pi/n_2$; dotted lines to $\phi = 0$.

remaining terms in the summation over $x' \in \mathscr{X}$ are $x' = x$ and those closest in Euclidean distance $\delta^2_{\min} = \min_{x' \in \mathscr{X}} |x - x'|^2$, of which there are $n_{\min}(x)$. Therefore the expectation becomes

$$\lambda(\mathscr{X}) \simeq \mathbb{E}_x \left\{ \log_2 \left[1 + n_{\min}(x) \exp\left(-\frac{1}{N_0} E_s \delta^2_{\min} \right) \right] \right\} \tag{12}$$

Noting that the exponential takes very small values, the approximation $\log_2(1 + x) \simeq x \log_2 e$ for $|x| \ll 1$ holds, thus by simplifying further the expectation we obtain:

$$\lambda(\mathscr{X}) \simeq \mathbb{E}_x \left\{ n_{\min}(x) \exp\left(-\frac{E_s}{N_0} \delta^2_{\min} \right) \log_2 e \right\} \simeq \alpha \exp\left(-\frac{E_s}{N_0} \delta^2_{\min} \right) \tag{13}$$

where α is a constant that does not depend on the constellation minimum distance $\delta_{\min}$ nor on SNR. Then the capacity at large SNR becomes:

$$f(\mathscr{X}) = \log_2 M - \alpha \exp\left(-\frac{E_s}{N_0} \delta^2_{\min} \right) \tag{14}$$

It appears then clear that the procedure corresponds to the maximization of the minimum Euclidean distance, as in Section 3.2.1.

Figure 3 shows the numerical evaluation of Equation (10) for a given range of values of ρ_2 and $\phi = \phi_2 - \phi_1$ for the $4 + 12$-APSK constellation at $E_s/N_0 = 12$ dB. Surprisingly, there is no noticeable dependence on ϕ. Therefore, the two-dimensional optimization can be done by simply finding the ρ_2 that maximizes mutual information. This result was found to hold

Copyright © 2006 John Wiley & Sons, Ltd.

DOI: 10.1002/sat

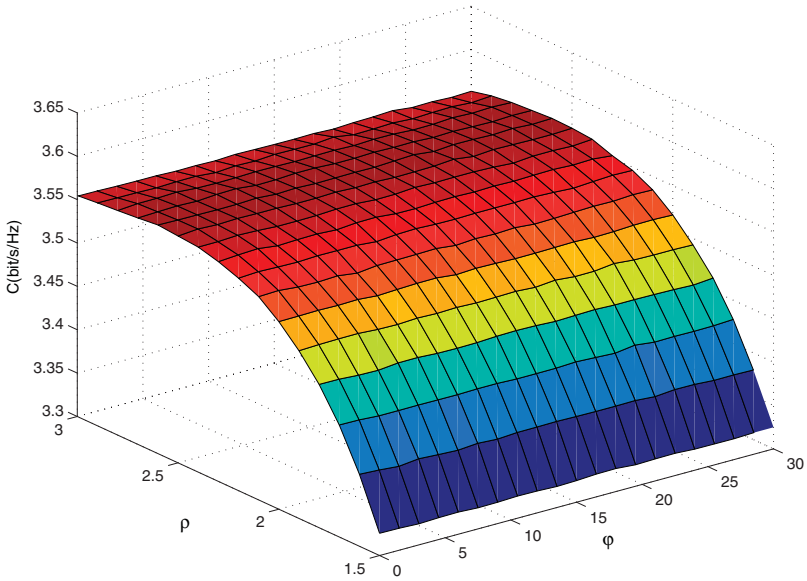

Figure 3. Capacity surface for the 16-APSK ($n_1 = 4$, $n_2 = 12$), with $E_s/N_0 = 12$ dB.

true also for the other constellations and hence, in the following, mutual information optimization results do not account for ϕ. Figure 4 shows the union bound on the symbol error probability (5) for several 16-APSK modulations, and for the optimum value of ρ_2 at $R = 3$ bps/Hz (found with the mutual information analysis). Continuous lines indicate $\phi = 0$ while dotted lines refer to the maximum value of the relative phase shift, i.e. $\phi = \pi/n_2$, showing no dependence on ϕ at high SNR. This absence of dependency is justified by the fact that the optimum constellation separates the rings by a distance larger than the number of points in the ring itself, so that the relative phase ϕ has no significant impact in the distance spectrum of the constellation.

For 16-APSK it is also interesting to investigate the mutual information dependency on n_1 and n_2. Figure 5(a) depicts the mutual information curves for several configurations of optimized 16-APSK constellations and compared with classical 16-QAM and 16-PSK signal sets. As we can observe, mutual information curves are very close to each other, showing a slight advantage of $6 + 10$-APSK over the rest. In particular, note that there is a small gain, of about 0.1 dB, in using the optimized constellation for every R, rather than the calculated with the minimum distance (or high SNR). However, as discussed in Reference [14], $6 + 10$-APSK and $1 + 5 + 10$-APSK show other disadvantages compared to $4 + 12$-APSK for phase recovery and nonlinear channel behaviour.

Similarly, Figure 5(b) reports capacity of optimized $4 + 12 + 16$-APSK (with the corresponding optimal values of ρ_2 and ρ_3) compared to 32-QAM and 32-PSK. We observe slight capacity gain of 32-APSK over PSK and QAM constellations. Other 32-APSK constellations with different distribution of points in the three rings did not provide significantly better results.

Finally Table I provides the optimized 16- and 32-APSK parameters for various coding rates, giving an optimum constellation for each given spectral efficiency.

Copyright © 2006 John Wiley & Sons, Ltd.

DOI: 10.1002/sat

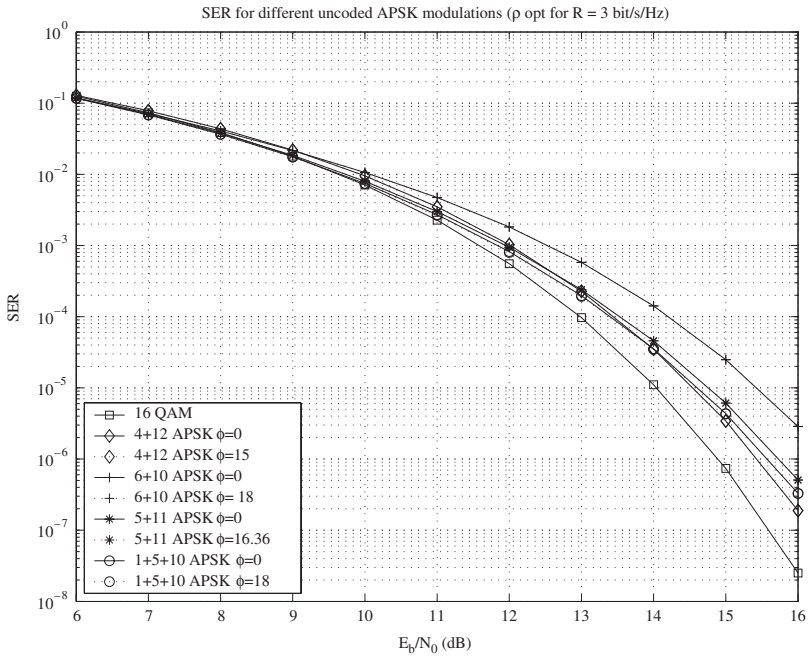

Figure 4. Union bound on the uncoded symbol error probability for several APSK modulations. Note that the continuous line and the dashed line are indistinguishable because they are superimposed.

3.3. Constellation optimization for nonlinear channels

3.3.1. Peak-to-envelope considerations. For nonlinear transmission over an amplifier, $4+12$-APSK is preferable to $6+10$-APSK because the presence of more points in the outer ring allows to maximize the HPA DC power conversion efficiency. It is better to reduce the number of inner points, as they are transmitted at a lower power, which corresponds a lower DC efficiency. It is known that the HPA power conversion efficiency is monotonic with the input power drive up to its saturation point. Figure 6 shows the distribution of the transmitted signal envelope for 16-QAM, $4+12$-APSK, $6+10$-APSK, $5+11$-APSK, and 16-PSK. In this case, the shaping filter is a square-root raised cosine (SRRC) with a roll-off factor $\alpha = 0.35$ as for the DVB-S2 standard [15]. As we observe, the $4+12$-APSK envelope is more concentrated around the outer ring amplitude than 16-QAM and $6+10$-PSK, being remarkably close to the 16-PSK case. This shows that the selected constellation represents a good trade-off between 16-QAM and 16-PSK, with error performance close to 16-QAM, and resilience to nonlinearity close to 16-PSK. Therefore, $4+12$+APSK is preferable to the rest of 16-ary modulations considered. Similar advantages have been observed for 32-APSK compared to 32-QAM.

3.3.2. Static distortion compensation. The simplest approach for counteracting the HPA nonlinear characteristic for the APSK signal, as already introduced in Section 2, is to modify the complex-valued constellation points at the modulator side. Thanks to the multiple-ring nature of the APSK constellation, pre-compensation is easily done by a simple modification of the

Copyright © 2006 John Wiley & Sons, Ltd.

DOI: 10.1002/sat

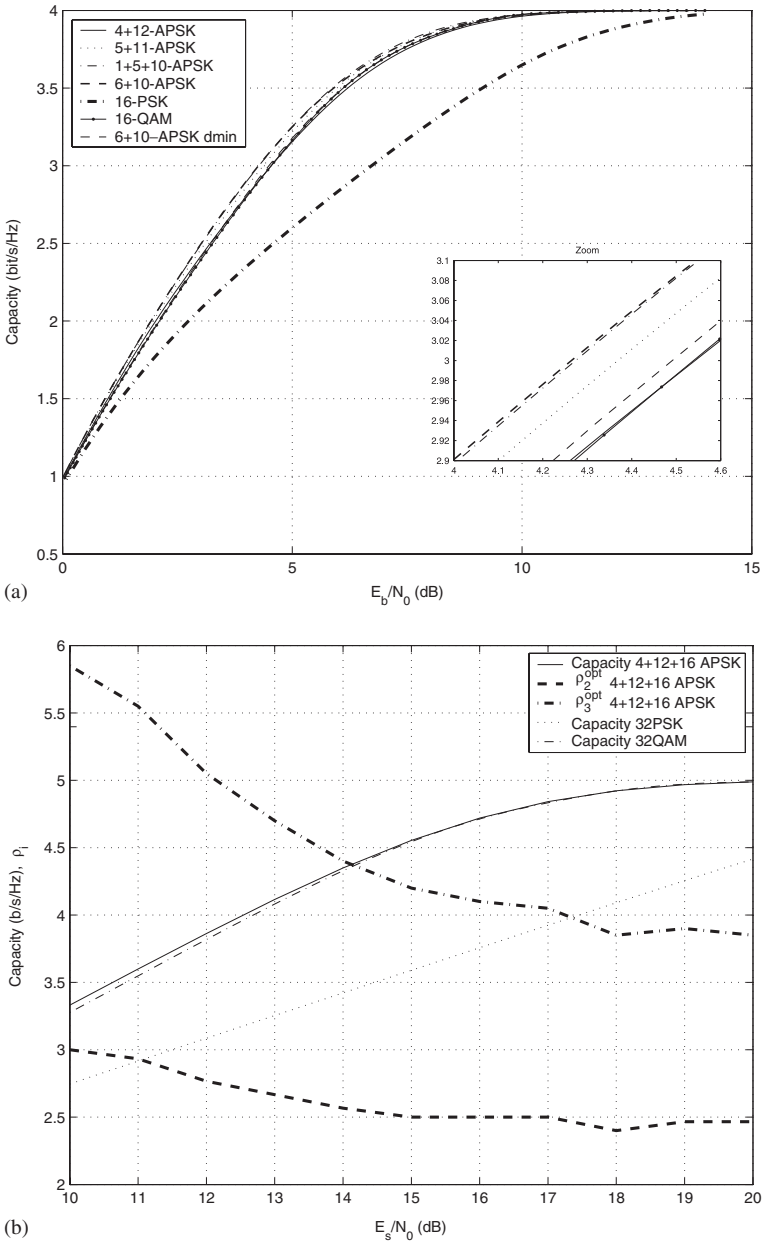

Figure 5. Capacity and ρ^{opt} for the optimized APSK signal constellations vs QAM and PSK: (a) 16-ary constellations (zoom around 3 bps/Hz); and (b) 32-ary constellations.

parameters ρ_ℓ, and ϕ_ℓ. The objective is to exploit the known AM/AM and AM/PM HPA characteristics in order to obtain a good replica of the desired signal constellation geometry after the HPA, as if it had not suffered any distortion. This can be simply obtained by artificially increasing the relative radii ρ_ℓ and modifying the relative phases ϕ_ℓ at the modulator side. This

Copyright © 2006 John Wiley & Sons, Ltd.

DOI: 10.1002/sat

Table I. Optimized constellation parameters for 16- ary and 32-ary APSK.

Modulation order	Coding rate, r	Spectral eff. (bps/Hz)	ρ_1^{opt}	ρ_2^{opt}
$4+12$-APSK	2/3	2.67	3.15	N/A
$4+12$-APSK	3/4	3.00	2.85	N/A
$4+12$-APSK	4/5	3.20	2.75	N/A
$4+12$-APSK	5/6	3.33	2.70	N/A
$4+12$-APSK	8/9	3.56	2.60	N/A
$4+12$-APSK	9/10	3.60	2.57	N/A
$4+12+16$-APSK	3/4	3.75	2.84	5.27
$4+12+16$-APSK	4/5	4.00	2.72	4.87
$4+12+16$-APSK	5/6	4.17	2.64	4.64
$4+12+16$-APSK	8/9	4.44	2.54	4.33
$4+12+16$-APSK	9/10	4.50	2.53	4.30

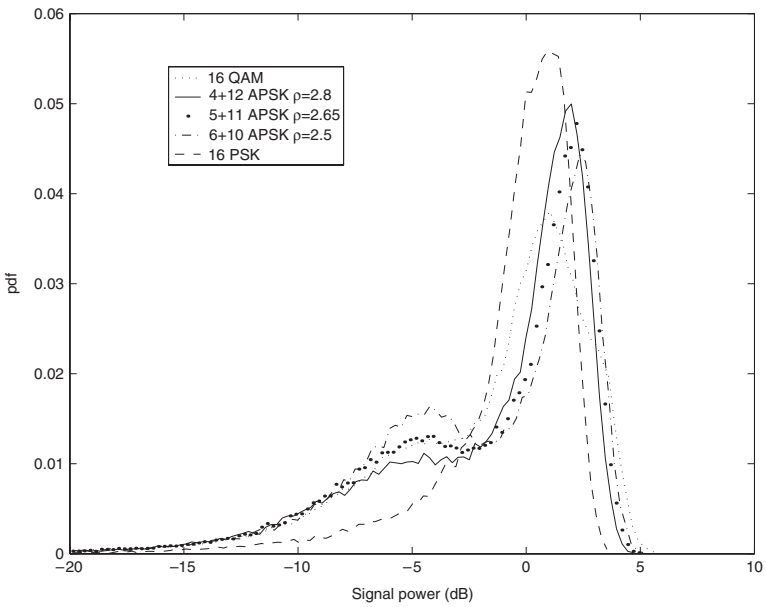

Figure 6. Simulated histogram of the transmitted signal envelope power for 16-ary constellations.

approach neglects nonlinear ISI effects at the matched filter output which are not present under the current assumption of rectangular symbols; ISI issues has been discussed in Reference [14].

In the 16-ary APSK case, the new constellation points x' follow (4), with new radii r'_1, r'_2, such that $F(r'_1) = r_1$, and $F(r'_2) = r_2$. Concerning the phase, it is possible to pre-correct for the relative phase offset introduced by the HPA between inner and outer ring by simply changing the relative phase shift by $\phi'_2 = \phi_2 + \Delta\phi$, with $\Delta\phi = \phi(r'_2) - \phi(r'_1)$. These operations can be readily implemented in the digital modulator by simply modifying the reference constellation parameters ρ', ϕ', *with no hardware complexity impact* or out-of-band emission increase at the

Copyright © 2006 John Wiley & Sons, Ltd.

DOI: 10.1002/sat

linear modulator output. On the other side, this allows to shift all the compensation effort into the modulator side allowing the use of an optimal demodulator/decoder for AWGN channels even when the amplifier is close to saturation. The pre-compensated signal expression at the modulator output is then

$$s_T^{\text{pre}} = \sqrt{P}\sum_{k=0}^{L-1} x'(k)p_T(t-kT_s) \tag{15}$$

where now $x'(k) \in \mathscr{X}'$ are the pre-distorted symbols with r'_ℓ and ϕ'_ℓ for $\ell = 1, \ldots, n_R$.

4. FORWARD ERROR CORRECTION CODE DESIGN AND PERFORMANCE

In this section, we describe the coupling of turbo-codes and the APSK signal constellations through BICM and we discuss some of the properties of this approach.[§] As already mentioned in Section 1, such approach is a good candidate for flexible constellation format transmission. The main drivers for the selection of the FEC code have been flexibility, i.e. use a single mother code, independently of the modulation and code rates; complexity, i.e. have a code as compact and simple as possible; and good performance, i.e. approach Shannon's capacity bound as much as possible.

We consider throughout a coded modulation scheme for which the transmitted symbols $\mathbf{x} = (x_0, \ldots, x_{L-1})$ are obtained as follows: (1) The information bits sequence $\mathbf{a} = (a_0, \ldots, a_{K-1})$ is encoded with a binary code $\mathscr{C} \in \mathbb{F}_2^N$ of rate $r = K/N$; (2) the encoded sequence $\mathbf{c} = (c_0, \ldots, c_{N-1}) \in \mathscr{C}$ is bit-interleaved, with an index permutation $\boldsymbol{\pi} = (\pi_0, \ldots, \pi_{N-1})$; (3) the bit-interleaved sequence $\mathbf{c}_\pi$ is mapped to a sequence of modulation symbols $\mathbf{x}$ with a labelling rule $\mu : \mathbb{F}_2^M \to \mathscr{X}$, such that $\mu(a_1, \ldots, a_M) = x$. In addition to the description of the code, we also propose the use of some new heuristics to tune the final design of the BICM codes.

4.1. Code design

It was suggested in Reference [13] that the binary code $\mathscr{C}$ can be optimized for a binary channel (such as BPSK or QPSK with AWGN). We substantiate this claim with some further insights on the effect of the code minimum distance in the error performance. The Bhattachharyya union bound (BUB) on the frame error probability P_e for a BICM modulation assuming that no iterations are performed at the demapper side is given by [13]:

$$P_e \leqslant \sum_d A(d)B(E_s/N_0)^d \tag{16}$$

where $A(d)$ is the number of codewords at a Hamming distance d, $d_{\min}$ is the minimum Hamming distance, with $B(E_s/N_0)$ denoting the Bhattachharyya factor, which is given by

$$B(E_s/N_0) = \frac{1}{M\log_2 M}\sum_{i=1}^{\log_2 M}\sum_{b=0}^{1}\sum_{x\in\mathscr{X}_{i=b}} \mathbb{E}_n\left\{\sqrt{\frac{\sum_{z\in\mathscr{X}_{i=\bar{b}}} \exp(-(1/N_0)|x-z+n|^2)}{\sum_{z\in\mathscr{X}_{i=b}} \exp(-(1/N_0)|x-z+n|^2)}}\right\} \tag{17}$$

[§] The optimization method based on the mutual information proposed in Section 3.2.2 can be easily extended to the case of the BICM mutual information [13] with almost identical results assuming Gray mapping. However, we use the proposed method in order to keep the discussion general and not dependent on the selected coding scheme.

Copyright © 2006 John Wiley & Sons, Ltd.

DOI: 10.1002/sat

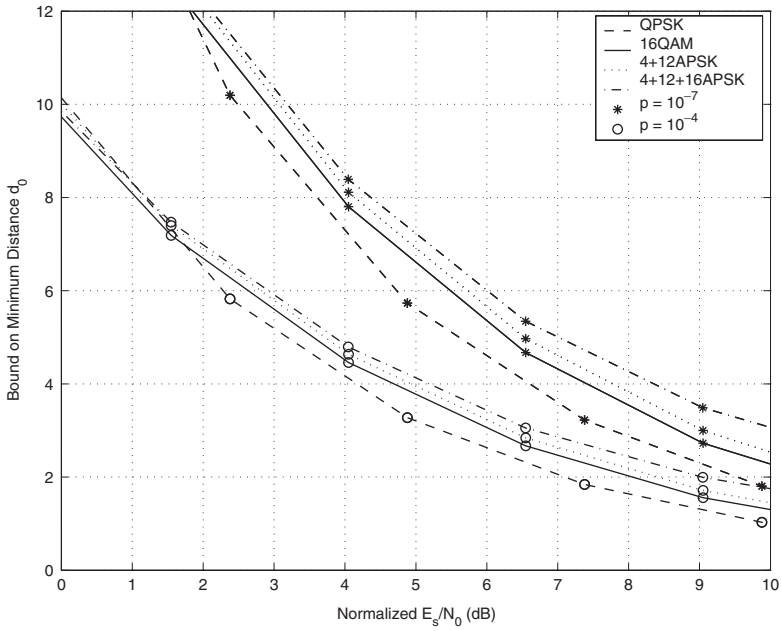

Figure 7. Lower bound d_0 vs normalized E_s/N_0 for target $P_e = 10^{-4}, 10^{-7}$, QPSK and 16- and 32-ary modulations and Gray labelling.

where $\mathscr{X}_{i=b} = \{x \in \mathscr{X} | \mu_i^{-1}(x) = b\}$, where $\mu_i^{-1}(x) = b$ denotes that the ith position of binary label x is equal to b. Equation (17) can be evaluated very efficiently using the Gauss–Hermite quadrature rules. For sufficiently large E_s/N_0 the BUB in Equation (5) is dominated by the term at minimum distance, i.e. the error floor

$$P_e \simeq A_{d_{\min}} B(E_s/N_0)^{d_{\min}} \tag{18}$$

From this equation, we can derive an easy lower bound on the d_0 on the minimum distance of $\mathscr{C}$ for a given target error rate, modulation, and number of codewords at $d_{\min}$:

$$d_{\min} \geqslant \lceil d_0 \rceil \quad \text{where } d_0 = \frac{\log P_e - \log A_{d_{\min}}}{\log B} \tag{19}$$

where $\lceil x \rceil$ denotes the smallest integer greater or equal to x. Notice that the target error rate is fixed to be the error floor under ML decoding.[¶] The lowest error probability floor is achieved by a code $\mathscr{C}$ with $A_{d_{\min}} = 1$. Figure 7 shows the lower bound d_0 with $A_{d_{\min}} = 1$, as a function of E_s/N_0 for target $P_e = 10^{-4}, 10^{-7}$, QPSK, 16-QAM, 16- and 32-APSK modulations and Gray labelling. In order to ease the comparison, a normalized SNR is used, defined as

$$\left.\frac{E_s}{N_0}\right|^{\text{norm}} = \frac{E_s}{N_0} \frac{1}{2^R - 1} \tag{20}$$

[¶] Although this does not necessarily hold under iterative decoding, it does still provide a useful guideline into the performance.

Copyright © 2006 John Wiley & Sons, Ltd.

DOI: 10.1002/sat

where R is the spectral efficiency, and the normalization is thus to the channel capacity. The code rate has been taken $r = 3/4$ for all cases. Note that a capacity-achieving pair modulation-code would work at a normalized $E_s/N_0|^{\text{norm}} = 1$ or 0 dB.

A remarkable conclusion is that BICM with Gray mapping preserves the properties of $\mathscr{C}$ regardless of the modulation used, since we observe that the requirements for nonbinary modulations are similar to those for binary modulations (in the error-floor region). In order to work at about 3 dB from capacity, that is, a normalized $E_s/N_0|^{\text{norm}} = 3$ dB, the needed d_0 is about 5 and 10 for a frame error rate of 10^{-4} and 10^{-7}, respectively.

We consider that $\mathscr{C}$ is a serial concatenatation of convolutional codes (SCCC) [18], with outer code $\mathscr{C}^{\text{O}}$ of length L_{O} and rate r_{O} and inner code $\mathscr{C}^{\text{I}}$ of length L_{I} and rate r_{I}. Obviously, $L_{\text{I}} = N$ and $r_{\text{O}} r_{\text{I}} = r$. The resulting spectral efficiency is $R = r \log_2 M$. It provides two key advantages with respect to parallel turbo codes: lower error floor, possibly achieving the bit error rate requirements (BER $\leqslant 10^{-10}$) without any external code; and simpler constituent codes simpler than in turbo codes or in classical concatenated codes. In addition, with an SCCC the outer code is fully integrated into the decoding process, which includes iterations between decoding stages for the inner and outer codes. This avoids the need to use an additional external code, such as a Reed–Solomon (and its associated interleaver). In some sense, the outer code is already included in the SCCC code, thus saving one extra encoding/decoding step, and one memory level, therefore reducing the required complexity.

The best choice in terms of low error floor forces the lowest possible rate for the outer encoder, as this maximizes the interleaver gain, which increases exponentially with the outer code free distance [18]. We should then set the outer code rate equal to the total code rate, and the inner code rate to 1. Also, it turns out that the best choice for the inner encoder is the two-state differential encoder also known as 'accumulator'. It meets the requirements of simplicity, it is 'almost' systematic, in the sense that the dependency among the bits in its output sequence is very mild, and moreover, it is recursive as imposed by the design rules of SCCCs for the inner encoder. Last but not least, this choice leads to a very simple inner SISO, a highly desirable feature for a design working at high data rates.

In practice the maximum block length to be used shall be selected accounting for the maximum allowed end-to-end latency and decoder complexity. One recent finding [19] allows to split an arbitrary block interleaver in an arbitrary number of smaller nonoverlapping interleavers. This allows to greatly reduce the decoder complexity when parallel SISO units are used to achieve high-speed decoding as memory requirements does not increase with the degree of parallelism.

As an outer code, we have selected the standard binary 16-state convolutional code, rate 3/4 [20]. Its free distance is 4, large enough so that interleaving gain can be achieved, and the minimum distance of the concatenated code grows towards infinity with the blocklength [21]. Furthermore, and if required, the code may be punctured to higher rates [22], with no loss in the code distance. Further numerical results are presented in Section 4.3.

4.2. Demodulation

Decoding of BICM consists of a concatenation of two steps, namely maximum-*a posteriori* (MAP) soft-input soft-output (SISO) demapper (symbol-to-bit likelihood computer), and a MAP SISO decoder of $\mathscr{C}$. These two steps exchange extrinsic information messages $m_{\mu \to \mathscr{C}}$ (from

Copyright © 2006 John Wiley & Sons, Ltd.

DOI: 10.1002/sat

the demapper to the SISO decoder of $\mathscr{C}$), and $m_{\mathscr{C}\to\mu}$ (from the SISO decoder of $\mathscr{C}$ to the demapper) through the iterations. Extrinsic information messages m (or metrics) can be in the form of likelihood probabilities, log-likelihood ratios or some combination or approximation of them. When either $\mathscr{C}^{\mathrm{O}}$ or $\mathscr{C}^{\mathrm{I}}$, or both, are convolutional codes, MAP SISO decoding is efficiently computed by the BCJR algorithm [23]. For example, the extrinsic log-likelihood ratio corresponding to $m_{\mu\to\mathscr{C}}$ for the ith coded bit of the kth symbol and lth iteration is given by

$$\Lambda(c_{k,i}^{(l)}) = \log\frac{\sum_{x\in\mathscr{X}_{i=0}} p(y_k|x)\prod_{j\neq i} P_{\mathscr{C}\to\mu}^{(l-1)}(c_{k,j})}{\sum_{x\in\mathscr{X}_{i=1}} p(y_k|x)\prod_{j\neq i} P_{\mathscr{C}\to\mu}^{(l-1)}(c_{k,j})} \tag{21}$$

where $p(y_k|x) \propto \exp(-(1/N_0)|y_k - \sqrt{E_s}x|^2)$, $P_{\mathscr{C}\to\mu}^{(l)}(c)$ denotes the extrinsic probability message corresponding to $m_{\mathscr{C}\to\mu}$ on the coded bit c at the lth iteration.

There is a marginal information loss in considering no iterations at the demodulator side when Gray mapping is used for transmitting high rates [13], i.e. $P_{\mathscr{C}\to\mu}^{(l-1)}(c_{k,j}) = 0.5$ implies almost no loss in spectral efficiency using Gray mapping. When demapper iterations are allowed, Gray mapping is known not to gain through the iterations [24]. Moreover, when other mapping rules are used, scheduling the operations for such decoder (a SCC with BICM) can be a very complicated task and has been solved only for $N \to \infty$ (see e.g. Reference [25] for recent results on the subject). For all these aforementioned reasons, we will assume Gray mapping and that information flows from demodulator to decoder only, with no feed-back.

4.3. Performance analysis

Density evolution (or approximations such as EXIT charts [24]) of such turbo-coded BICM is a very complicated task due to the concatenation of three elements exchanging extrinsic information messages through the iterations. Such techniques lead in general to three-dimensional surfaces which are difficult to deal with in practical decoding algorithms for finite length codes [25]. We will therefore resort to a mixture of computer simulations and bounds on maximum likelihood (ML) decoding error probability. Regarding convergence, simulations can accurately estimate the values of E_b/N_0 at which the decoding algorithm does not converge, as will be shown shortly.

We denote the binary-input channel between the modulator and demodulator as the equivalent binary-input BICM channel. It has been recently shown [26] that such channel can be very well approximated as AWGN[‖] with SNR $\gamma = -\log B(E_s/N_0)$. Therefore, standard bounds for binary-input channels can be successfully applied here. In particular, the standard union bound (UB) yields

$$P_e \lessapprox \sum_d A_d Q(\sqrt{-2d\log B(E_s/N_0)}) \tag{22}$$

At high SNR, (16) and (22) are dominated by the pairwise terms corresponding to the few codewords with low Hamming distance (error floor). When turbo-like codes are used, union bounding techniques are known not to provide good estimates of the error probability,

[‖] Notice that the Gaussian approximation (GA) is common practice in density evolution techniques [24].

Copyright © 2006 John Wiley & Sons, Ltd.

DOI: 10.1002/sat

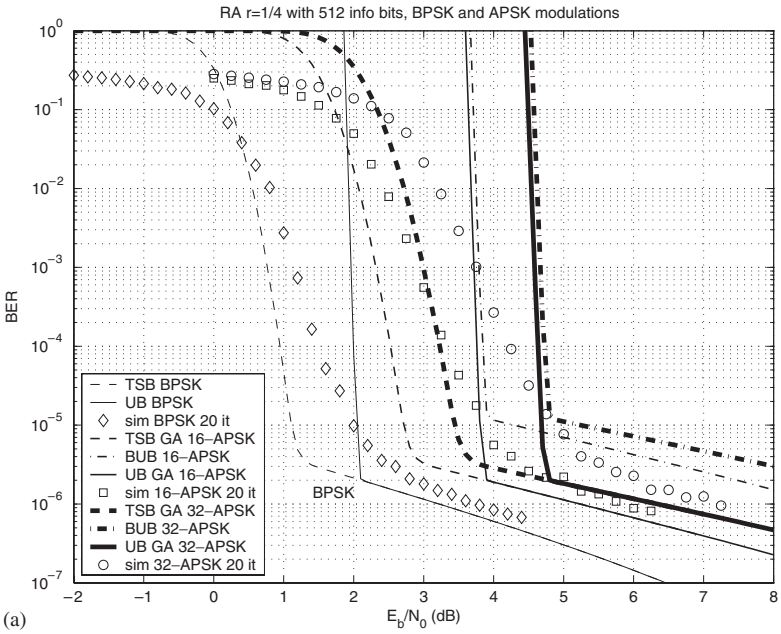

(a)

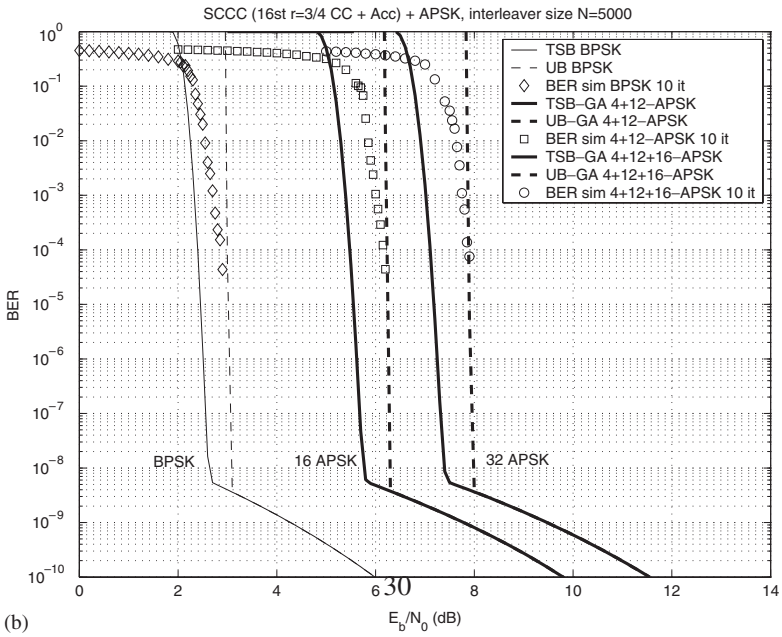

(b)

Figure 8. Bit-error probability bounds and simulations for BPSK and 16-APSK ($n_1 = 4$ and $n_2 = 12$) and 32-APSK ($n_1 = 4$, $n_2 = 12$ and $n_3 = 16$) with pseudo-Gray labelling: (a) RA code with $r = 1/4$ and $K = 512$ information bits per frame; and (b) SCCC with rate 3/4 16 states convolutional code as outer code and inner accumulator with $N = 5000$.

Copyright © 2006 John Wiley & Sons, Ltd.

DOI: 10.1002/sat

and one typically resorts to improved bounds such as the tangential-sphere bound (TSB) [27],

$$P_F \lessapprox \int_{-\infty}^{+\infty} \frac{dz_1}{\sqrt{2\pi\sigma^2}} e^{-z_1^2/2\sigma^2} \left\{ 1 - \overline{\Gamma}\left(\frac{N-1}{2}, \frac{r_{z_1}}{2\sigma^2}\right) + \sum_{d:\delta/2<\alpha_\delta} A_d \overline{\Gamma}\left(\frac{N-2}{2}, \frac{r_{z_1}^2 - \beta_\delta(z_1)^2}{2\sigma^2}\right) \left[Q\left(\frac{\beta_\delta(z_1)}{\sigma}\right) - Q\left(\frac{r_{z_1}}{\sigma}\right) \right] \right\} \tag{23}$$

where $\overline{\Gamma}(a, x) = (1/\Gamma(a)) \int_0^x t^{a-1} e^{-t}\, dt$ is the normalized incomplete gamma function and $\Gamma(x) = \int_0^{+\infty} t^{x-1} e^{-t}\, dt$ is the gamma function,

$$\sigma^2 = (-2 \log B(E_s/N_0))^{-1} \tag{24}$$

$$r_{z_1} = r(1 - z_1/4R) \tag{25}$$

$$\beta_\delta(z_1) = (r_{z_1}/\sqrt{1 - \delta^2/4R^2})(\delta/2r) \tag{26}$$

$$\alpha_\delta = r\sqrt{1 - \delta^2/4R^2} \tag{27}$$

$R^2 = N$, $\delta = 2\sqrt{d}$ and r, the cone radius, is the solution of

$$\sum_{d:\delta/2<\alpha\delta} A_d \int_0^{\theta_k} \sin^{N-3} \phi\, d\phi = \sqrt{\pi}\Gamma((N-2)/2)/\Gamma((N-1)/2) \tag{28}$$

with

$$\theta_k = \cos^{-1}((\delta/2r)(1/\sqrt{1 - \delta^2/4R^2})) \tag{29}$$

Figure 8 shows the bit-error probability bounds using the Gaussian approximation, Equation (22) and simulations for BPSK, $4 + 12$-APSK and $4 + 12 + 16$-APSK with the pseudo-Gray labellings of Figure 1. In particular, in Figure 8(a) we use a repeat and accumulate (RA) code [28] with $r = 1/4$ and $K = 512$ information bits per frame. In this case, the weight enumerator can be computed in closed form [28]. We observe that as expected BICM preserves the properties of the underlying binary code $\mathscr{C}$, since both waterfall and floor occur at almost the same probability values. We also observe that the approximations in Equations (22) and (23) are very accurate and yield much better error probability estimates than the standard Bhattacharyya bound. Same conclusions apply to Figure 8(b) where we use a SCCC with the optimal 16 states $r = 3/4$ convolutional code as outer code and inner accumulator, with interleaver size $N = 5000$. Storage limitations prevent us from showing the curves for larger N. However, we observe that already with $N = 5000$, we have very low error floors. In particular, in the DVB-S2 application, the interleaver size is set to 16 200 or 64 000, which implies that almost-error-free transmission is possible with such code.

Copyright © 2006 John Wiley & Sons, Ltd.

DOI: 10.1002/sat

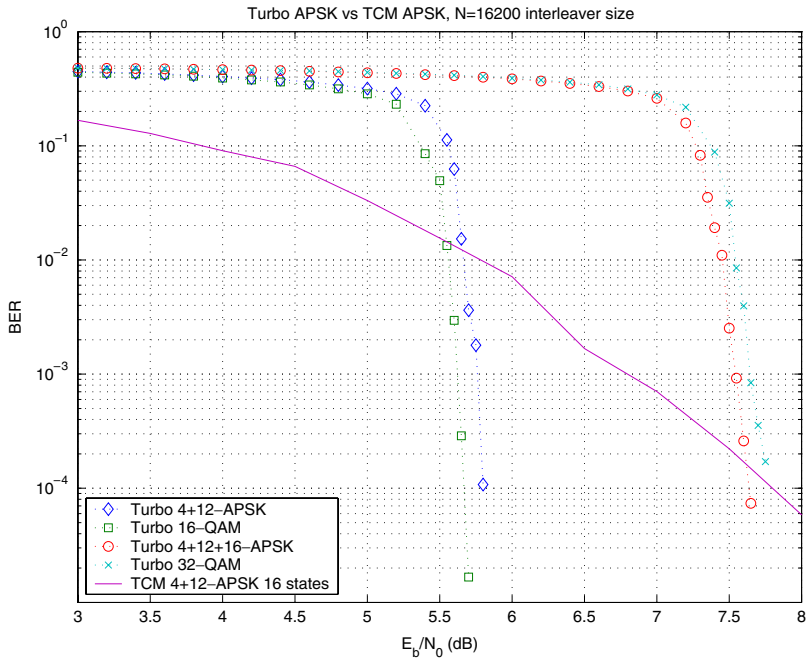

Figure 9. Turbo-coded APSK with $N = 16\,200$ vs $4 + 12$-TCM.

Finally, Figure 9, shows the simulated BER performance for the same SCCC with the optimal 16 states $r = 3/4$ convolutional code as outer code and inner accumulator, with interleaver size $N = 16\,200^{**}$ with $4 + 12$-APSK, 16-QAM, $4 + 12 + 16$-APSK and 32-QAM. For the sake of comparison, we also plot the BER for a $4 + 12$-APSK with a 16 states TCM, typical of satellite systems current standard [1]. As we observe, the SCCC codes yield a substantial performance improvement with respect to TCM. In the TCM case, one usually concatenates a Reed–Solomon code operating at an input BER of 10^{-4}, which usually diminishes the spectral efficiency and increases the receiver complexity. Notice as well that 32-APSK achieves a better performance than 32-QAM, giving a further justification to the use of modulations in the APSK family instead of the classical QAM.

5. CONCLUSIONS

Extensive analysis and simulations for turbo-coded APSK modulations, with particular emphasis on its applicability to satellite broadband communications have been presented in this paper. In particular, we have investigated APSK constellation optimization under mutual information and minimum Euclidean distance criteria, under the simplified assumption of

**The selected FEC block size ensures that the FEC floor is well below the required BER of 10^{-10} for satellite broadcasting systems.

Copyright © 2006 John Wiley & Sons, Ltd.

DOI: 10.1002/sat

rectangularly shaped transmission pulses. We have shown that the degrees of freedom in the design of an APSK modulation can be exploited thanks to the mutual information maximization, and this has been applied to the design of 16- and 32-ary constellations. This technique has been shown to extend the standard minimum Euclidean distance maximization, yielding a small but significant improvement.

The pragmatic approach of BICM allows for a good coupling between such optimized APSK modulations with powerful binary turbo-codes, due to its inherent flexibility for multiple-rate transmission. Some new heuristics have been used to further justify the design of a single mother code to be used for all rates. A theoretical explanation of the the fact that the error floor typical of turbo codes remains at a constant distance from capacity has been presented. We have presented some new ML decoding error probability bounds for BICM APSK, and we have compared them with simulations findings. Numerical results based on simulation of bit-error rate probability for high rate transmission with turbo-coded APSK have been presented, showing large advantage of the presented scheme over standard TCM.

REFERENCES

1. Cominetti M, Morello A. Digital video broadcasting over satellite (DVB-S): a system for broadcasting and contribution applications. *International Journal of Satellite Communications* 2000; **18**(6):393–410.
2. De Gaudenzi R, Rinaldo R. Adaptive coding and modulation for next generation broadband multimedia systems. *Proceedings of the 20th AIAA Satellite Communication Systems Conference*, Montreal, May 2002.
3. De Gaudenzi R, Guillén i Fàbregas A, Martinez A. Performance analysis of turbo-coded APSK modulations over nonlinear satellite channels. *IEEE Transactions on Wireless Communications* 2005, in press.
4. Biglieri E. High-level modulation and coding for nonlinear satellite channels. *IEEE Transactions on Communications* 1984; **COM-32**(5):616–626.
5. Thomas CM, Weidner MY, Durrani SH. Digital amplitude-phase keying with *m*-ary alphabets. *IEEE Transactions on Communications* 1974; **COM-22**(2):168–180.
6. Foschini G, Gitlin R, Weinstein S. Optimization of two-dimensional signal constellations in the presence of Gaussian noise. *IEEE Transactions on Communications* 1974; **22**(1):28–38.
7. Einarsson G. Signal design for the amplitude-limited Gaussian channel by error bound optimization. *IEEE Transactions on Communications* 1979: **27**(1):152–158.
8. Shamai S, Bar-David I. The capacity of average and peak-power-limited quadrature Gaussian channels. *IEEE Transactions on Information Theory* 1995; **41**:1060–1071.
9. Müller R, Wachsmann U, Huber J. Multilevel coding for peak power limited complex Gaussian channels. *Proceedings of the IEEE International Symposium on Information Theory* (*ISIT'97*), June–July 1997; 103.
10. Berrou C, Glavieux A, Thitimajshima P. Near Shannon-limit error correcting coding and decoding: turbo codes. *Proceedings of the IEEE International Conference on Communications* (*ICC'93*), Geneva, Switzerland, May 1993.
11. Gallager R. Low-density parity-check codes. *Ph.D. Dissertation*, Massachussets Institute of Technology, 1963.
12. Ungerboeck G. Channel coding with multilevel phase signals. *IEEE Transactions on Information Theory* 1982; **IT-28**(1):55–67.
13. Robertson P, Worz T. Bandwidth-efficient turbo trellis-coded modulation using punctured component codes. *IEEE Journal on Selected Areas in Communications* 1998; **16**(2):206–218.
14. Caire G, Taricco G, Biglieri E. Bit-interleaved coded modulation. *IEEE Transactions on Information Theory* 1998; **44**:927–947.
15. ETSI Digital Video Broadcasting (DVB). Second generation framing structure, channel coding and modulation systems for broadcasting, interactive services, news gathering and other broadband satellite applications. European Telecommunications Standards Institute Std. EN 302 307, 2003.
16. Benedetto S, Biglieri E, Castellani V. *Digital Transmission Theory*. Prentice-Hall: Englewood Cliffs, NJ, 1987.
17. Dembo A, Zeitouni O. *Large Deviations Techniques and Applications* (2nd edn). Applications of Mathematics. Springer: Berlin, 1998; (38).
18. Benedetto S, Divsalar D, Montorsi G, Pollara F. Serial concatenated of interleaved codes: performance analysis, design and iterative decoding. *IEEE Transactions on Information Theory* 1998; **44**(3):909–926.
19. Tarable A, Montorsi G, Benedetto S. Mapping interleaver laws to parallel turbo decoder architectures. *Proceedings of the 3rd International Symposium on Turbo Codes and Applications*, Brest, France, September 2003.

Copyright © 2006 John Wiley & Sons, Ltd.

DOI: 10.1002/sat

20. Chang J-J, Hwang D-J, Lin M-C. Some extended results on the search for good convolutional codes. *IEEE Transactions on Information Theory* 1997; **43**(5):1682–1697.
21. Kahale N, Urbanke R. On the minimum distance of parallel and serially concatenated codes. *IEEE Transactions on Information Theory* 1997, in press.
22. Martinez A, Ponticelli B. Efficient coding schemes for high order modulations in satellite broadcasting applications. *Proceedings of the 7th International ESA Workshop on Digital Signal Processing Techniques for Space Communication*, Sesimbra, Portugal, October 2001.
23. Bahl L, Cocke J, Jelinek F, Raviv J. Optimal decoding of linear codes for minimizing the symbol error rate. *IEEE Transactions on Information Theory* 1974; **20**:284–287.
24. ten Brink S. Designing iterative decoding schemes with the extrinsic information transfer chart. *AEÜ—International Journal of Electronics and Communications* 2000; **54**(6):389–398.
25. Brannstrom F, Rasmussen LK, Grant A. Optimal scheduling for multiple serially concatenated systems. *Proceedings of the 3rd International Symposium on Turbo Codes and Applications*, Brest, France, September 2003.
26. Guillén i Fàbregas A, Martinez A, Caire G. Error probability of bit-interleaved coded modulation using the Gaussian approximation. *Proceedings of the 38th Annual Conference on Information Sciences and Systems* (*CISS*) *2004*, Princeton, U.S., March 2004.
27. Sason I, Shamai S. Improved upper bounds on the ML decoding error probability of parallel and serial concatenated turbo codes via their ensemble distance spectrum. *IEEE Transactions on Information Theory* 2000; **46**(1):24–47.
28. Divsalar D, Jin H, McEliece RJ. Coding theorems for 'turbo-like' codes. *Proceedings of the 36th Allerton Conference on Communication, Control and Computing*, Allerton, IL, U.S., September 1998; 210–219.

AUTHORS' BIOGRAPHIES

Riccardo De Gaudenzi was born in Italy in 1960. He received his Doctor Engineer degree (cum Laude) in electronic engineering from the University of Pisa, Italy in 1985 and the PhD from the Technical University of Delft, The Netherlands in 1999. From 1986 to 1988 he was with the European Space Agency (ESA), Stations and Communications Engineering Department, Darmstadt (Germany) where he was involved in satellite telecommunication ground systems design and testing. In particular, he followed the development of two new ESA's satellite tracking systems. In 1988, he joined ESA's Research and Technology Centre (ESTEC), Noordwijk, The Netherlands where in 2000 he has been appointed head of the Communication Systems Section and since 2005 he is Head of the RF Payload and Systems Division. The division is responsible for the definition and development of advanced satellite system, subsystems and technologies for telecommunications, navigation and earth observation applications. In 1996 he spent 1 year with Qualcomm Inc., San Diego, U.S.A., in the Globalstar LEO project system group under an ESA fellowship. His current interest is mainly related with efficient digital modulation and access techniques for fixed and mobile satellite services, synchronization topics, adaptive interference mitigation techniques and communication systems simulation techniques. From 2001 to 2005 he has been serving as Associate Editor for CDMA and Synchronization for IEEE Transactions on Communications. He is co-recipient of the VTS Jack Neubauer Best System Paper Award from the IEEE Vehicular Technology Society.

Albert Guillén i Fàbregas was born in Barcelona, Catalunya, Spain, in 1974. He received the Telecommunications Engineering Degree and the Electronics Engineering Degree from Universitat Politècnica de Catalunya, Barcelona, Catalunya, Spain, and the Politecnico di Torino, Torino, Italy, respectively, both in 1999, under the Double Degree Socrates-Erasmus Scholarship Program of the European Community, and the PhD in Communication Systems from Ecole Polytechnique Fédérale de Lausanne (EPFL), Lausanne, Switzerland, in 2004.
From August 1998 to March 1999, he conducted his Final Research Project at the Center for Communications and Signal Processing Research (CCSPR), at the New Jersey Institute of Technology (NJIT), Newark, NJ, supported with a Nokia-NJIT

Copyright © 2006 John Wiley & Sons, Ltd.

DOI: 10.1002/sat

Research Fellowship. He was with Telecom Italia Research Laboratories, TILAB (old CSELT), Torino, Italy, from November 1999 to June 2000.
From September 2000 to May 2001, he was with the European Space Research and Technology Centre (ESTEC), of the European Space Agency (ESA), Noordwijk, The Netherlands. During his doctoral studies, from 2001 to 2004, he has been a Research and Teaching assistant at the Mobile Communications Department, Institut Euroécom, Sophia-Antipolis, France. From June 2003 to July 2004 he has been a visiting scholar at the Communications Theory Lab at EPFL. Since September 2004 he is at the Institute for Telecommunications Research, University of South Australia, Mawson Lakes, Australia, as a Research Fellow. During June–July 2005 he has held a visiting appointment at Ecole Nationale Superieure des Telecommunications, Paris, France. His specific research interests are in the area of communication theory, information theory, coding theory, digital modulation and signal processing techniques, particularly with wireless terrestial and satellite applications.
Dr Guillén i Fàbregas received a pre-doctoral Research Fellowship of the Spanish Ministry of Education to join ESTEC-ESA. He received the Young Authors Award of the 2004 European Signal Processing Conference EUSIPCO 2004, Vienna, Austria and the 2004 Nokia Best Doctoral Thesis Award in Mobile Internet and third Generation Mobile Solutions from the Spanish Institution of Telecommunications Engineers. He is also a member of the ARC Communications Research Network (ACoRN).

Alfonso Martinez was born in Zaragoza, Spain, in October 1973. He graduated in Electrical Engineering from the University of Zaragoza, Spain, in 1997.
From 1998 to 2002, he worked at the research centre of the European Space Agency in Noordwijk, the Netherlands. He made research on coded modulation for satellite systems. Since 2003 he is a PhD student at Technische Universiteit Eindhoven, the Netherlands, where he is currently working in optical communication theory.

Copyright © 2006 John Wiley & Sons, Ltd.

DOI: 10.1002/sat