AO 120 (Rev. 08/10)

TO:	REPORT ON THE FILING OR DETERMINATION OF AN ACTION REGARDING A PATENT OR TRADEMARK
Mail Stop 8 **Director of the U.S. Patent and Trademark Office** **P.O. Box 1450** **Alexandria, VA 22313-1450**	

In Compliance with 35 U.S.C. § 290 and/or 15 U.S.C. § 1116 you are hereby advised that a court action has been filed in the U.S. District Court 500 Pearl Street, NY NY 10007 on the following

☐ Trademarks or ☑ Patents. (☐ the patent action involves 35 U.S.C. § 292.):

DOCKET NO.	DATE FILED	U.S. DISTRICT COURT
1:22-cv-00694	1/26/2022	500 Pearl Street, NY NY 10007

PLAINTIFF	DEFENDANT
MAYBORN (UK) LIMITED, MAYBORN USA, INC., MAYBORN GROUP LIMITED	COMOTOMO INC., COMOTOMO CORPORATION

	PATENT OR TRADEMARK NO.	DATE OF PATENT OR TRADEMARK	HOLDER OF PATENT OR TRADEMARK
1	10,952,930	3/23/2021	MAYBORN (UK) LIMITED
2	11,207,244	12/28/2021	MAYBORN (UK) LIMITED
3			
4			
5			

In the above—entitled case, the following patent(s)/ trademark(s) have been included:

DATE INCLUDED	INCLUDED BY ☐ Amendment ☐ Answer ☐ Cross Bill ☐ Other Pleading	
PATENT OR TRADEMARK NO.	DATE OF PATENT OR TRADEMARK	HOLDER OF PATENT OR TRADEMARK
1		
2		
3		
4		
5		

In the above—entitled case, the following decision has been rendered or judgement issued:

DECISION/JUDGEMENT

CLERK	(BY) DEPUTY CLERK	DATE
Ruby J. Krajick	/s/ P. Canales	1/28/2022

Copy 1—Upon initiation of action, mail this copy to Director **Copy 3—Upon termination of action, mail this copy to Director**
Copy 2—Upon filing document adding patent(s), mail this copy to Director **Copy 4—Case file copy**

AO 120 (Rev. 08/10)

TO:	Mail Stop 8 Director of the U.S. Patent and Trademark Office P.O. Box 1450 Alexandria, VA 22313-1450	REPORT ON THE FILING OR DETERMINATION OF AN ACTION REGARDING A PATENT OR TRADEMARK

In Compliance with 35 U.S.C. § 290 and/or 15 U.S.C. § 1116 you are hereby advised that a court action has been filed in the U.S. District Court Southern District of New York on the following

☐ Trademarks or ☑ Patents. (☐ the patent action involves 35 U.S.C. § 292.):

DOCKET NO.	DATE FILED	U.S. DISTRICT COURT
21cv8444	10/13/2021	Southern District of New York

PLAINTIFF	DEFENDANT
NANOBEBE US INC.	MAYBORN (UK) LIMITED, MAYBORN USA, INC., MAYBORN GROUP LIMITED

	PATENT OR TRADEMARK NO.	DATE OF PATENT OR TRADEMARK	HOLDER OF PATENT OR TRADEMARK
1	10,952,930	3/23/2021	MAYBORN (UK) LIMITED
2			
3			
4			
5			

In the above—entitled case, the following patent(s)/ trademark(s) have been included:

DATE INCLUDED	INCLUDED BY ☐ Amendment ☐ Answer ☐ Cross Bill ☐ Other Pleading	
	PATENT OR TRADEMARK NO.	DATE OF PATENT OR TRADEMARK	HOLDER OF PATENT OR TRADEMARK
1			
2			
3			
4			
5			

In the above—entitled case, the following decision has been rendered or judgement issued:

DECISION/JUDGEMENT

CLERK	(BY) DEPUTY CLERK	DATE
Ruby J. Krajick	/s/ P. Canales	10/14/2021

Copy 1—Upon initiation of action, mail this copy to Director **Copy 3—Upon termination of action, mail this copy to Director**
Copy 2—Upon filing document adding patent(s), mail this copy to Director **Copy 4—Case file copy**

Print Save As... Reset

UNITED STATES PATENT AND TRADEMARK OFFICE

CERTIFICATE OF CORRECTION

PATENT NO.	: 10,952,930 B2
APPLICATION NO.	: 14/551783
DATED	: March 23, 2021
INVENTOR(S)	: Arnold Rees et al.

It is certified that error appears in the above-identified patent and that said Letters Patent is hereby corrected as shown below:

On the Title Page

Column 1 (Assignee), Line 1, delete “Maybom” and insert -- Mayborn --, therefor.

Signed and Sealed this
First Day of June, 2021

Drew Hirshfeld
Performing the Functions and Duties of the
Under Secretary of Commerce for Intellectual Property and
Director of the United States Patent and Trademark Office

IN THE UNITED STATES PATENT AND TRADEMARK OFFICE

First Named Inventor	:	Arnold Rees	Art Unit	: 3733
Patent No.	:	10,952,930	Examiner	: Andrew Thomas Kirsch
Issue Date	:	March 23, 2021		
Serial No.	:	14/551,783	Conf. No.	: 6509
Filed	:	November 24, 2014		

Title : BABY BOTTLE WITH FLEXIBLE NIPPLE REGIONS

Attention Certificate of Corrections Branch
Commissioner for Patents
P.O. Box 1450
Alexandria, VA 22313-1450

REQUEST FOR CERTIFICATE OF CORRECTION

Please issue a certificate of correction in accordance with the attached form.

All errors to be corrected were made in printing by the Patent and Trademark Office, and no fee is believed to be due.

Apply any other necessary charges or credits to Deposit Account 06-1050, referencing the above attorney docket number.

Respectfully submitted,

Date: May 3, 2021

/Joshua A. Griswold/
Joshua A. Griswold
Reg. No. 46,310

Customer Number 165989
Fish & Richardson P.C.
Telephone: (214) 747-5070
Facsimile: (877) 769-7945

91448562.doc

PTO/SB/44 (09-07)
Approved for use through 08/31/2013. OMB 0651-0033
U.S. Patent and Trademark Office; U.S. DEPARTMENT OF COMMERCE
Under the Paperwork Reduction Act of 1995, no persons are required to respond to a collection of information unless it displays a valid OMB control number.
(Also Form PTO-1050)

UNITED STATES PATENT AND TRADEMARK OFFICE
CERTIFICATE OF CORRECTION

PATENT NO.	:	10,952,930
APPLICATION NO.:		14/551,783
ISSUE DATE	:	March 23, 2021
INVENTOR(S)	:	Arnold Rees, Ian Webb, Mark Armstrong and Tom Cotton

It is certified that an error appears or errors appear in the above-identified patent and that said Letters Patent is hereby corrected as shown below:

On the patent cover page, Column 1 (Assignee), Line 1, delete "Maybom" and insert - - Mayborn - -, therefor.

MAILING ADDRESS OF SENDER (Please do not use customer number below):
Fish & Richardson P.C.
P.O. Box 1022
Minneapolis, MN 55440-1022

This collection of information is required by 37 CFR 1.322, 1.323, and 1.324. The information is required to obtain or retain a benefit by the public which is to file (and by the USPTO to process) an application. Confidentiality is governed by 35 U.S.C. 122 and 37 CFR 1.14. This collection is estimated to take 1.0 hour to complete, including gathering, preparing, and submitting the completed application form to the USPTO. Time will vary depending upon the individual case. Any comments on the amount of time you require to complete this form and/or suggestions for reducing this burden, should be sent to the Chief Information Officer, U.S. Patent and Trademark Office, U.S. Department of Commerce, P.O. Box 1450, Alexandria, VA 22313-1450. DO NOT SEND FEES OR COMPLETED FORMS TO THIS ADDRESS. SEND TO: Attention Certificate of Corrections Branch, Commissioner for Patents, P.O. Box 1450, Alexandria, VA 22313-1450.

If you need assistance in completing the form, call 1-800-PTO-9199 and selection option2.

Electronic Acknowledgement Receipt

EFS ID:	42622106
Application Number:	14551783
International Application Number:	
Confirmation Number:	6509
Title of Invention:	Baby Bottle With Flexible Nipple Regions
First Named Inventor/Applicant Name:	Arnold Rees
Customer Number:	165989
Filer:	Joshua A. Griswold/Monica Gamez
Filer Authorized By:	Joshua A. Griswold
Attorney Docket Number:	40395-0012003
Receipt Date:	03-MAY-2021
Filing Date:	24-NOV-2014
Time Stamp:	16:22:56
Application Type:	Utility under 35 USC 111(a)

Payment information:

Submitted with Payment	no

File Listing:

Document Number	Document Description	File Name	File Size(Bytes)/ Message Digest	Multi Part /.zip	Pages (if appl.)
1	Request for Certificate of Correction	40395-0012003_RequestFORCOC.pdf	52860 7b5accf23570b74d55ee16c3a7ee56babc9d9dba	no	1

Warnings:

Information:					
2	Request for Certificate of Correction	40395-0012003_COC.pdf	81656 1ebda21288b22b9b58bfcb5b249548bcea79d762	no	1
Warnings:					
Information:					
		Total Files Size (in bytes):	134516		

This Acknowledgement Receipt evidences receipt on the noted date by the USPTO of the indicated documents, characterized by the applicant, and including page counts, where applicable. It serves as evidence of receipt similar to a Post Card, as described in MPEP 503.

New Applications Under 35 U.S.C. 111

If a new application is being filed and the application includes the necessary components for a filing date (see 37 CFR 1.53(b)-(d) and MPEP 506), a Filing Receipt (37 CFR 1.54) will be issued in due course and the date shown on this Acknowledgement Receipt will establish the filing date of the application.

National Stage of an International Application under 35 U.S.C. 371

If a timely submission to enter the national stage of an international application is compliant with the conditions of 35 U.S.C. 371 and other applicable requirements a Form PCT/DO/EO/903 indicating acceptance of the application as a national stage submission under 35 U.S.C. 371 will be issued in addition to the Filing Receipt, in due course.

New International Application Filed with the USPTO as a Receiving Office

If a new international application is being filed and the international application includes the necessary components for an international filing date (see PCT Article 11 and MPEP 1810), a Notification of the International Application Number and of the International Filing Date (Form PCT/RO/105) will be issued in due course, subject to prescriptions concerning national security, and the date shown on this Acknowledgement Receipt will establish the international filing date of the application.

UNITED STATES PATENT AND TRADEMARK OFFICE

UNITED STATES DEPARTMENT OF COMMERCE
United States Patent and Trademark Office
Address: COMMISSIONER FOR PATENTS
P.O. Box 1450
Alexandria, Virginia 22313-1450
www.uspto.gov

APPLICATION NO.	ISSUE DATE	PATENT NO.	ATTORNEY DOCKET NO.	CONFIRMATION NO.
14/551,783	03/23/2021	10952930	40395-0012003	6509

165989 7590 03/03/2021

FISH & RICHARDSON P.C.
(Mayborn Group Limited)
P.O. BOX 1022
MINNEAPOLIS, MN 55440-1022

ISSUE NOTIFICATION

The projected patent number and issue date are specified above.

Determination of Patent Term Adjustment under 35 U.S.C. 154 (b)
(application filed on or after May 29, 2000)

The Patent Term Adjustment is 0 day(s). Any patent to issue from the above-identified application will include an indication of the adjustment on the front page.

If a Continued Prosecution Application (CPA) was filed in the above-identified application, the filing date that determines Patent Term Adjustment is the filing date of the most recent CPA.

Applicant will be able to obtain more detailed information by accessing the Patent Application Information Retrieval (PAIR) WEB site (http://pair.uspto.gov).

Any questions regarding the Patent Term Extension or Adjustment determination should be directed to the Office of Patent Legal Administration at (571)-272-7702. Questions relating to issue and publication fee payments should be directed to the Application Assistance Unit (AAU) of the Office of Data Management (ODM) at (571)-272-4200.

APPLICANT(s) (Please see PAIR WEB site http://pair.uspto.gov for additional applicants):

Arnold Rees, Newcastle Upon Tyne, UNITED KINGDOM;
Mayborn (UK) Limited, New Castle Upton Type, UNITED KINGDOM;
Ian Webb, London, UNITED KINGDOM;
Mark Armstrong, Wales, UNITED KINGDOM;
Tom Cotton, London, UNITED KINGDOM;

The United States represents the largest, most dynamic marketplace in the world and is an unparalleled location for business investment, innovation, and commercialization of new technologies. The USA offers tremendous resources and advantages for those who invest and manufacture goods here. Through SelectUSA, our nation works to encourage and facilitate business investment. To learn more about why the USA is the best country in the world to develop technology, manufacture products, and grow your business, visit SelectUSA.gov.

Receipt date: 01/23/2015

PTO/SB/08a (06-09)
Approved for use through 07/31/2009. OMB 0651-0031
U.S. Patent and Trademark Office; U.S. DEPARTMENT OF COMMERCE
Under the Paperwork Reduction Act of 1995, no persons are required to respond to a collection of information unless it contains a valid OMB control number.

Substitute for form 1449/PTO

INFORMATION DISCLOSURE STATEMENT BY APPLICANT

(Use as many sheets as necessary)

Sheet 5 of 9

Complete if Known	
Application Number	14/551,783
Filing Date	November 24, 2014
First Named Inventor	Rees, et al.
Art Unit	3643
Examiner Name	n/a
Attorney Docket Number	JM-4.2

Change(s) applied to document, /G.R.P./ 12/14/2020

U. S. PATENT DOCUMENTS

Examiner Initials*	Cite No.[1]	Document Number Number-Kind Code[2] (if known)	Publication Date MM-DD-YYYY	Name of Patentee or Applicant of Cited Document	Pages, Columns, Lines, Where Relevant Passages or Relevant Figures Appear
/C.C./	101	US- 6,241,110B	06/05/2001	Hakim	
	102	US- 6,321,931	11/27/2001	Hakim et al.	
	103	US- 6,357,620	03/19/2002	Hakim	
	104	US- 6,645,228B	11/11/2003	~~Playtex Products, Inc.~~ Renz	
	105	US- 6,745,912B	06/08/2004	~~Pigeon Corp.~~ Uehara et al.	
	106	US- 6,883,672B	04/26/2005	Dunn et al.	
	107	US- 6,984,688B	01/10/2006	Gu	
	108	US- 6,994,225B	02/07/2006	Hakim	
	109	US- 7,122,045B	10/17/2006	Randolph et al.	
	110	US- 7,150,370B	12/19/2006	Pyun	
	111	US- 7,185,775	03/06/2007	Decal	
	112	US- 7,204,386	04/17/2007	Hakim	
	113	US- 7,210,591	05/01/2007	Goldman et al.	
	114	US- 7,243,814	07/17/2007	Hakim	
	115	US- 7,252,676	08/07/2007	Williams	
	116	US- 7,320,678	01/22/2008	Ruth et al.	
	117	US- 7,395,941	07/08/2008	Hong	
	118	US- 7,481,324	01/27/2009	Almonte	
/C.C./	119	US- 2008/0188894	08/07/2008	Hakim	

FOREIGN PATENT DOCUMENTS

Examiner Initials*	Cite No.[1]	Foreign Patent Document Country Code[3] Number[4] Kind Code[5] (if known)	Publication Date MM-DD-YYYY	Name of Patentee or Applicant of Cited Document	Pages, Columns, Lines, Where Relevant Passages Or Relevant Figures Appear	T[6]
/C.C./	120	JP 20066006809A	01/12/2006	Tashiro et al.		
	121	JP 2004129940A	04/30/2004	Uehara et al.		
	122	JP 2003205018A	07/22/2003	Uehara et al.		
	123	JP 2003144529A	05/20/2003	Uehara et al.		
	124	JP 2002306572A	10/22/2003	Konno et al.		
/C.C./	125	JP 2002200144A	07/16/2002	Ishimaru et al.		

Examiner Signature	/Cynthia Collado/ (05/03/2015)	Date Considered	05/03/2015

*EXAMINER: Initial if reference considered, whether or not citation is in conformance with MPEP 609. Draw line through citation if not in conformance and not considered. Include copy of this form with next communication to applicant. [1] Applicant's unique citation designation number (optional). [2] See Kinds Codes of USPTO Patent Documents at www.uspto.gov or MPEP 901.04. [3] Enter Office that issued the document, by the two-letter code (WIPO Standard ST.3). [4] For Japanese patent documents, the indication of the year of the reign of the Emperor must precede the serial number of the patent document. [5] Kind of document by the appropriate symbols as indicated on the document under WIPO Standard ST.16 if possible. [6] Applicant is to place a check mark here if English language Translation is attached.

This collection of information is required by 37 CFR 1.97 and 1.98. The information is required to obtain or retain a benefit by the public which is to file (and by the USPTO to process) an application. Confidentiality is governed by 35 U.S.C. 122 and 37 CFR 1.14. This collection is estimated to take 2 hours to complete, including gathering, preparing, and submitting the completed application form to the USPTO. Time will vary depending upon the individual case. Any comments on the amount of time you require to complete this form and/or suggestions for reducing this burden, should be sent to the Chief Information Officer, U.S. Patent and Trademark Office, P.O. Box 1450, Alexandria, VA 22313-1450. DO NOT SEND FEES OR COMPLETED FORMS TO THIS ADDRESS. **SEND TO: Commissioner for Patents, P.O. Box 1450, Alexandria, VA 22313-1450.**

If you need assistance in completing the form, call 1-800-PTO-9199 (1-800-786-9199) and select option 2.

ALL REFERENCES CONSIDERED EXCEPT WHERE LINED THROUGH. /C.C./

Receipt date: 01/23/2015

PTO/SB/08a (06-09)
Approved for use through 07/31/2009. OMB 0651-0031
U.S. Patent and Trademark Office; U.S. DEPARTMENT OF COMMERCE
Under the Paperwork Reduction Act of 1995, no persons are required to respond to a collection of information unless it contains a valid OMB control number.

Substitute for form 1449/PTO

INFORMATION DISCLOSURE STATEMENT BY APPLICANT

(Use as many sheets as necessary)

Sheet 4 of 9

Complete if Known	
Application Number	14/551,783
Filing Date	November 24, 2014
First Named Inventor	Rees, et al.
Art Unit	3643
Examiner Name	n/a
Attorney Docket Number	JM-4.2

U. S. PATENT DOCUMENTS

Examiner Initials*	Cite No.[1]	Document Number: Number-Kind Code[2] (if known)	Publication Date MM-DD-YYYY	Name of Patentee or Applicant of Cited Document	Pages, Columns, Lines, Where Relevant Passages or Relevant Figures Appear
/C.C./	76.	US- 2009/0005811	01/01/2009	DuChesne et al.	
	77.	US- 2009/0039046	02/12/2009	Gunter et al.	
	78.	US- 2,517,457A	08/01/1950	Allen, A.	
	79.	US- 2,588,069A	03/04/1952	Allen, A.	
	80.	US- 3,704,803A	12/05/1972	Ponder	
	81.	US- 3,808,35A 04-1888	~~04/10/1988~~	Ware, W.	
	82.	US- 3,946,888A	03/30/1976	Tonkin	
	83.	US- 4,834,099A	05/30/1989	Schrooten	
	84.	US- 4,999,568A	02/19/1991	Morifuji et al.	
	85.	US- 5,101,991A	04/07/1992	Morifuji et al.	
	86.	US- 5,474,028A	12/12/1995	Larson et al.	
	87.	US- 5,544,766A	08/13/1996	Dunn et al.	
	88.	US- 5,673,806A	10/07/1997	Busnel, M.-C.	
	89.	US- 5,678,710A	10/21/1997	Sheu, M.-T.	
	90.	US- 5,784,999	07/28/1998	Larson et al.	
	91.	US- 5,881,893A	03/16/1999	Manganiello	
Change(s) applied to document, /G.R.P./ 12/14/2020	92.	US- 6,003,698A	12/21/1999	~~Playtex Products, Inc.~~ Morano	
	93.	US- 6,032,810B	03/07/2000	Meyers et al.	
/C.C./	94.	US- 6,161,710B	12/19/2000	Dieringer, M.	

FOREIGN PATENT DOCUMENTS

Examiner Initials*	Cite No.[1]	Foreign Patent Document: Country Code[3] Number[4] Kind Code[5] (if known)	Publication Date MM-DD-YYYY	Name of Patentee or Applicant of Cited Document	Pages, Columns, Lines, Where Relevant Passages Or Relevant Figures Appear	T[6]
/C.C./	95.	JP 2001009008A	01/16/2001	Ish kawa et al.		
	96.	JP 2000189496A	07/11/2000	Ish kawa et al.		
	97.	JP 2000000288A	01/17/2000	Sato et al.		
	98.	JP 05115535A	05/14/1993	Kobayashi		
	99.	JP 01313056A	12/18/1989	Onuki		
/C.C./	100	JP 2006068360A	03/16/2006	Ito		

Examiner Signature	/Cynthia Collado/ (05/03/2015)	Date Considered	05/03/2015

*EXAMINER: Initial if reference considered, whether or not citation is in conformance with MPEP 609. Draw line through citation if not in conformance and not considered. Include copy of this form with next communication to applicant. [1] Applicant's unique citation designation number (optional). [2] See Kinds Codes of USPTO Patent Documents at www.uspto.gov or MPEP 901.04. [3] Enter Office that issued the document, by the two-letter code (WIPO Standard ST.3). [4] For Japanese patent documents, the indication of the year of the reign of the Emperor must precede the serial number of the patent document. [5] Kind of document by the appropriate symbols as indicated on the document under WIPO Standard ST.16 if possible. [6] Applicant is to place a check mark here if English language Translation is attached.

This collection of information is required by 37 CFR 1.97 and 1.98. The information is required to obtain or retain a benefit by the public which is to file (and by the USPTO to process) an application. Confidentiality is governed by 35 U.S.C. 122 and 37 CFR 1.14. This collection is estimated to take 2 hours to complete, including gathering, preparing, and submitting the completed application form to the USPTO. Time will vary depending upon the individual case. Any comments on the amount of time you require to complete this form and/or suggestions for reducing this burden, should be sent to the Chief Information Officer, U.S. Patent and Trademark Office, P.O. Box 1450, Alexandria, VA 22313-1450. DO NOT SEND FEES OR COMPLETED FORMS TO THIS ADDRESS. **SEND TO: Commissioner for Patents, P.O. Box 1450, Alexandria, VA 22313-1450.**

If you need assistance in completing the form, call 1-800-PTO-9199 (1-800-786-9199) and select option 2.

ALL REFERENCES CONSIDERED EXCEPT WHERE LINED THROUGH. /C.C./

Receipt date: 01/23/2015

PTO/SB/08a (06-09)
Approved for use through 07/31/2009. OMB 0651-0031
U.S. Patent and Trademark Office; U.S. DEPARTMENT OF COMMERCE
Under the Paperwork Reduction Act of 1995, no persons are required to respond to a collection of information unless it contains a valid OMB control number.

Substitute for form 1449/PTO

INFORMATION DISCLOSURE STATEMENT BY APPLICANT

(Use as many sheets as necessary)

Sheet 1 of 9

Complete if Known	
Application Number	14/551,783
Filing Date	November 24, 2014
First Named Inventor	Rees, et al.
Art Unit	3643
Examiner Name	N/A
Attorney Docket Number	JM-4.2

U. S. PATENT DOCUMENTS

Examiner Initials*	Cite No.[1]	Document Number Number-Kind Code[2] (if known)	Publication Date MM-DD-YYYY	Name of Patentee or Applicant of Cited Document	Pages, Columns, Lines, Where Relevant Passages or Relevant Figures Appear
/C.C./	1.	US- D384748S	10/07/1997	Dunn	
	2.	US- D404138S	01/12/1999	Meyers et al.	
	3.	US- D405530S	02/09/1999	Manganiello et al.	
	4.	US- D412582S	08/03/1999	Morano	
	5.	US- D421306S	02/29/2000	Meyers et al.	
	6.	US- D425994	05/30/2000	Hakim	
	7.	US- D441870S	05/08/2001	Randolph	
	8.	US- D444239S	06/26/2001	~~Jaw Co., Ltd.~~ Kobayashi et al.	
	9.	US- D454642	03/19/2002	Hakim	
	10.	US- D459815S	07/02/2002	Pastucha	
	11.	US- D463567S	09/24/2002	Morano	
	12.	US- D464434S	10/15/2002	Morano	
	13.	US- D465028S	10/29/2002	Renz	
	14.	US- D479606S	09/09/2003	Randolph	
	15.	US- D486579S	02/10/2004	Dunn	
	16.	US- D488560S	04/13/2004	Renz et al.	
	17.	US- D498849S	11/23/2004	Randolph et al.	
	18.	US- D504723S	05/03/2005	Randolph et al.	
/C.C./	19.	US- D504724S	05/03/2005	Randolph et al.	

Change(s) applied to document, /G.R.P./ 12/15/2020

FOREIGN PATENT DOCUMENTS

Examiner Initials*	Cite No.[1]	Foreign Patent Document Country Code[3] Number[4] Kind Code[5] (if known)	Publication Date MM-DD-YYYY	Name of Patentee or Applicant of Cited Document	Pages, Columns, Lines, Where Relevant Passages Or Relevant Figures Appear	T[6]
/C.C./	20.	EP 0845971 (WO 97/05853)	10/24/2001	Brown, C., et al.		
/C.C./	21.	EP 1297814A	04/02/2003	Tulett		
/C.C./	22.	EP 0151862 A1	08/21/1985	Avent Medical Ltd.		
/C.C./	23.	EP 1310230 A2	05/14/2003	Pigeon Corp.		
/C.C./	24.	GB 2402347A	12/08/2004	Rohrig		
/C.C./	25.	GB 2412114 A	09/21/2005	Samson, Z.		

Examiner Signature	/Cynthia Collado/ (05/03/2015)	Date Considered	05/03/2015

*EXAMINER: Initial if reference considered, whether or not citation is in conformance with MPEP 609. Draw line through citation if not in conformance and not considered. Include copy of this form with next communication to applicant. [1] Applicant's unique citation designation number (optional). [2] See Kinds Codes of USPTO Patent Documents at www.uspto.gov or MPEP 901.04. [3] Enter Office that issued the document, by the two-letter code (WIPO Standard ST.3). [4] For Japanese patent documents, the indication of the year of the reign of the Emperor must precede the serial number of the patent document. [5] Kind of document by the appropriate symbols as indicated on the document under WIPO Standard ST.16 if possible. [6] Applicant is to place a check mark here if English language Translation is attached.

This collection of information is required by 37 CFR 1.97 and 1.98. The information is required to obtain or retain a benefit by the public which is to file (and by the USPTO to process) an application. Confidentiality is governed by 35 U.S.C. 122 and 37 CFR 1.14. This collection is estimated to take 2 hours to complete, including gathering, preparing, and submitting the completed application form to the USPTO. Time will vary depending upon the individual case. Any comments on the amount of time you require to complete this form and/or suggestions for reducing this burden, should be sent to the Chief Information Officer, U.S. Patent and Trademark Office, P.O. Box 1450, Alexandria, VA 22313-1450. DO NOT SEND FEES OR COMPLETED FORMS TO THIS ADDRESS. **SEND TO: Commissioner for Patents, P.O. Box 1450, Alexandria, VA 22313-1450.**

If you need assistance in completing the form, call 1-800-PTO-9199 (1-800-786-9199) and select option 2.

ALL REFERENCES CONSIDERED EXCEPT WHERE LINED THROUGH. /C.C./

UNITED STATES PATENT AND TRADEMARK OFFICE

UNITED STATES DEPARTMENT OF COMMERCE
United States Patent and Trademark Office
Address: COMMISSIONER FOR PATENTS
P.O. Box 1450
Alexandria, Virginia 22313-1450
www.uspto.gov

APPLICATION NO.	FILING DATE	FIRST NAMED INVENTOR	ATTORNEY DOCKET NO.	CONFIRMATION NO.
14/551,783	11/24/2014	Arnold Rees	40395-0012003	6509

165989 7590 02/18/2021

FISH & RICHARDSON P.C.
(Mayborn Group Limited)
P.O. BOX 1022
MINNEAPOLIS, MN 55440-1022

EXAMINER	
KIRSCH, ANDREW THOMAS	

ART UNIT	PAPER NUMBER
3733	

NOTIFICATION DATE	DELIVERY MODE
02/18/2021	ELECTRONIC

Please find below and/or attached an Office communication concerning this application or proceeding.

The time period for reply, if any, is set in the attached communication.

Notice of the Office communication was sent electronically on above-indicated "Notification Date" to the following e-mail address(es):

PATDOCTC@fr.com

Nanobebe US Inc., Ex. 1002, Page 12
Nanobebe US Inc. v. Mayborn (UK) Limited et al.

Notice of Allowability	Application No. 14/551,783	Applicant(s) Rees et al.	
	Examiner ANDREW T KIRSCH	Art Unit 3733	AIA (FITF) Status No

-- The MAILING DATE of this communication appears on the cover sheet with the correspondence address--

All claims being allowable, PROSECUTION ON THE MERITS IS (OR REMAINS) CLOSED in this application. If not included herewith (or previously mailed), a Notice of Allowance (PTOL-85) or other appropriate communication will be mailed in due course. **THIS NOTICE OF ALLOWABILITY IS NOT A GRANT OF PATENT RIGHTS.** This application is subject to withdrawal from issue at the initiative of the Office or upon petition by the applicant. See 37 CFR 1.313 and MPEP 1308.

1. ☑ This communication is responsive to Amendments filed 2/3/2021.
   ☐ A declaration(s)/affidavit(s) under **37 CFR 1.130(b)** was/were filed on _____.

2. ☐ An election was made by the applicant in response to a restriction requirement set forth during the interview on _____; the restriction requirement and election have been incorporated into this action.

3. ☑ The allowed claim(s) is/are 2-8 and 14-26 . As a result of the allowed claim(s), you may be eligible to benefit from the **Patent Prosecution Highway** program at a participating intellectual property office for the corresponding application. For more information , please see **http://www.uspto.gov/patents/init_events/pph/index.jsp** or send an inquiry to **PPHfeedback@uspto.gov.**

4. ☑ Acknowledgment is made of a claim for foreign priority under 35 U.S.C. § 119(a)-(d) or (f).

   Certified copies:

   a) ☑ All b) ☐ Some *c) ☐ None of the:

   1. ☑ Certified copies of the priority documents have been received.
   2. ☐ Certified copies of the priority documents have been received in Application No. _____ .
   3. ☐ Copies of the certified copies of the priority documents have been received in this national stage application from the International Bureau (PCT Rule 17.2(a)).

   * Certified copies not received: _____ .

Applicant has THREE MONTHS FROM THE "MAILING DATE" of this communication to file a reply complying with the requirements noted below. Failure to timely comply will result in ABANDONMENT of this application.
THIS THREE-MONTH PERIOD IS NOT EXTENDABLE.

5. ☐ CORRECTED DRAWINGS (as "replacement sheets") must be submitted.
   ☐ including changes required by the attached Examiner's Amendment / Comment or in the Office action of Paper No./Mail Date _____ .

Identifying indicia such as the application number (see 37 CFR 1.84(c)) should be written on the drawings in the front (not the back) of each sheet. Replacement sheet(s) should be labeled as such in the header according to 37 CFR 1.121(d).

6. ☐ DEPOSIT OF and/or INFORMATION about the deposit of BIOLOGICAL MATERIAL must be submitted. Note the attached Examiner's comment regarding REQUIREMENT FOR THE DEPOSIT OF BIOLOGICAL MATERIAL.

Attachment(s)

1. ☐ Notice of References Cited (PTO-892)
2. ☐ Information Disclosure Statements (PTO/SB/08), Paper No./Mail Date _____.
3. ☐ Examiner's Comment Regarding Requirement for Deposit of Biological Material _____.
4. ☐ Interview Summary (PTO-413), Paper No./Mail Date. _____.
5. ☐ Examiner's Amendment/Comment
6. ☐ Examiner's Statement of Reasons for Allowance
7. ☐ Other _____.

/ANDREW T KIRSCH/
Primary Examiner, Art Unit 3733

Nanobebe US Inc., Ex. 1002, Page 13
Nanobebe US Inc. v. Mayborn (UK) Limited et al.

IN THE UNITED STATES PATENT AND TRADEMARK OFFICE

First Named Inventor	:	Arnold Rees	Art Unit	:	3733
Application No.	:	14/551,783	Examiner	:	Andrew Thomas Kirsch
Filed	:	November 24, 2014	Confirmation No.	:	6509
			Notice of Allowance Date: 11/16/2020		
Title	:	BABY BOTTLE WITH FLEXIBLE NIPPLE REGIONS			

MAIL STOP ISSUE FEE
Commissioner for Patents
P.O. Box 1450
Alexandria, VA 22313-1450

AMENDMENT AFTER ALLOWANCE
PURSUANT TO 37 C.F.R. §1.312

Please amend the application as indicated on the following pages. This amendment is being filed concurrently with the payment of the issue fee.

Electronic Patent Application Fee Transmittal

Application Number:	14551783
Filing Date:	24-Nov-2014
Title of Invention:	Baby Bottle With Flexible Nipple Regions
First Named Inventor/Applicant Name:	Arnold Rees
Filer:	Joshua A. Griswold/Monica Gamez
Attorney Docket Number:	40395-0012003

Filed as Large Entity

Filing Fees for Utility under 35 USC 111(a)

Description	Fee Code	Quantity	Amount	Sub-Total in USD($)
Basic Filing:				
Pages:				
Claims:				
Miscellaneous-Filing:				
Petition:				
Patent-Appeals-and-Interference:				
Post-Allowance-and-Post-Issuance:				
UTILITY APPL ISSUE FEE	1501	1	1200	1200

Description	Fee Code	Quantity	Amount	Sub-Total in USD($)
Extension-of-Time:				
Miscellaneous:				
		Total in USD ($)		**1200**

Electronic Acknowledgement Receipt

EFS ID:	41828406
Application Number:	14551783
International Application Number:	
Confirmation Number:	6509
Title of Invention:	Baby Bottle With Flexible Nipple Regions
First Named Inventor/Applicant Name:	Arnold Rees
Customer Number:	165989
Filer:	Joshua A. Griswold/Monica Gamez
Filer Authorized By:	Joshua A. Griswold
Attorney Docket Number:	40395-0012003
Receipt Date:	03-FEB-2021
Filing Date:	24-NOV-2014
Time Stamp:	16:29:59
Application Type:	Utility under 35 USC 111(a)

Payment information:

Submitted with Payment	yes
Payment Type	DA
Payment was successfully received in RAM	$1200
RAM confirmation Number	E202123G30262315
Deposit Account	
Authorized User	
The Director of the USPTO is hereby authorized to charge indicated fees and credit any overpayment as follows:	

File Listing:

Document Number	Document Description	File Name	File Size(Bytes)/ Message Digest	Multi Part /.zip	Pages (if appl.)
1	Issue Fee Payment (PTO-85B)	40395-0012003_IssueFeeTransmittal.pdf	162380 17a55387c44e45ffee1df83a2ca00377fedbfbc8	no	1
Warnings:					
Information:					
2	Post Allowance Communication - Incoming	40395-0012003_ReplytoNOA.pdf	72258 925474de46c208af812fdf49cde8911c2a6886ba	no	1
Warnings:					
Information:					
3	Amendment after Notice of Allowance (Rule 312)	40395-0012003_312Amendment.pdf	102591 32ea0e8ee4403d65a3a5bb43fe122042c37bcea1	no	7
Warnings:					
Information:					
4	Fee Worksheet (SB06)	fee-info.pdf	30725 3730b33f8ca3a237323f46583b0d84cd08ca0f5d	no	2
Warnings:					
Information:					
		Total Files Size (in bytes):	367954		

This Acknowledgement Receipt evidences receipt on the noted date by the USPTO of the indicated documents, characterized by the applicant, and including page counts, where applicable. It serves as evidence of receipt similar to a Post Card, as described in MPEP 503.

New Applications Under 35 U.S.C. 111

If a new application is being filed and the application includes the necessary components for a filing date (see 37 CFR 1.53(b)-(d) and MPEP 506), a Filing Receipt (37 CFR 1.54) will be issued in due course and the date shown on this Acknowledgement Receipt will establish the filing date of the application.

National Stage of an International Application under 35 U.S.C. 371

If a timely submission to enter the national stage of an international application is compliant with the conditions of 35 U.S.C. 371 and other applicable requirements a Form PCT/DO/EO/903 indicating acceptance of the application as a national stage submission under 35 U.S.C. 371 will be issued in addition to the Filing Receipt, in due course.

New International Application Filed with the USPTO as a Receiving Office

If a new international application is being filed and the international application includes the necessary components for an international filing date (see PCT Article 11 and MPEP 1810), a Notification of the International Application Number and of the International Filing Date (Form PCT/RO/105) will be issued in due course, subject to prescriptions concerning national security, and the date shown on this Acknowledgement Receipt will establish the international filing date of the application.

PART B - FEE(S) TRANSMITTAL

Complete and send this form, together with applicable fee(s), by mail or fax, or via EFS-Web

By mail, send to: Mail Stop ISSUE FEE
Commissioner for Patents
P.O. Box 1450
Alexandria, Virginia 22314-1450

By fax, send to: (571) 273-2885

INSTRUCTIONS: This form should be used for transmitting the ISSUE FEE and PUBLICATION FEE (if required). Blocks 1 through 5 should be completed where appropriate. All further correspondence including the Patent, advance orders and notification of maintenance fees will be mailed to the current correspondence address as indicated unless corrected below or directed otherwise in Block 1, by (a) specifying a new correspondence address; and/or (b) indicating a separate "FEE ADDRESS" for maintenance fee notifications.

CURRENT CORRESPONDENCE ADDRESS (Note: Use Block 1 for any change of address)

165989 7590 11/16/2020

FISH & RICHARDSON P.C.
P.O. BOX 1022
MINNEAPOLIS, MN 55440-1022

Note: A certificate of mailing can only be used for domestic mailings of the Fee(s) Transmittal. This certificate cannot be used for any other accompanying papers. Each additional paper, such as an assignment or formal drawing, must have its own certificate of mailing or transmission.

Certificate of Mailing or Transmission

I hereby certify that this Fee(s) Transmittal is being deposited with the United States Postal Service with sufficient postage for first class mail in an envelope addressed to the Mail Stop ISSUE FEE address above, or being transmitted to the USPTO via EFS-Web or by facsimile to (571) 273-2885, on the date below.

(Typed or printed name)
(Signature)
(Date)

APPLICATION NO.	FILING DATE	FIRST NAMED INVENTOR	ATTORNEY DOCKET NO.	CONFIRMATION NO.
14/551,783	11/24/2014	Arnold Rees	40395-0012003	6509

TITLE OF INVENTION: BABY BOTTLE WITH FLEXIBLE NIPPLE REGIONS

APPLN. TYPE	ENTITY STATUS	ISSUE FEE DUE	PUBLICATION FEE DUE	PREV. PAID ISSUE FEE	TOTAL FEE(S) DUE	DATE DUE
nonprovisional	LARGE	$1200	$0.00	$0.00	$1200	02/16/2021

EXAMINER	ART UNIT	CLASS-SUBCLASS
KIRSCH, ANDREW THOMAS	3733	

1. Change of correspondence address or indication of "Fee Address" (37 CFR 1.363).

[ ] Change of correspondence address (or Change of Correspondence Address form PTO/SB/122) attached.

[ ] "Fee Address" indication (or "Fee Address" Indication form PTO/SB/47; Rev 03-09 or more recent) attached. **Use of a Customer Number is required.**

2. For printing on the patent front page, list

(1) The names of up to 3 registered patent attorneys or agents OR, alternatively,

(2) The name of a single firm (having as a member a registered attorney or agent) and the names of up to 2 registered patent attorneys or agents. If no name is listed, no name will be printed.

1 Fish & Richardson P.C.
2
3

3. ASSIGNEE NAME AND RESIDENCE DATA TO BE PRINTED ON THE PATENT (print or type)

PLEASE NOTE: Unless an assignee is identified below, no assignee data will appear on the patent. If an assignee is identified below, the document must have been previously recorded, or filed for recordation, as set forth in 37 CFR 3.11 and 37 CFR 3.81(a). Completion of this form is NOT a substitute for filing an assignment.

(A) NAME OF ASSIGNEE: Mayborn (UK) Limited

(B) RESIDENCE: (CITY and STATE OR COUNTRY): New Castle Upon Tyne, United Kingdom

Please check the appropriate assignee category or categories (will not be printed on the patent): [ ] Individual [X] Corporation or other private group entity [ ] Government

4a. Fees Submitted: [X] Issue Fee [ ] Publication Fee (if required) [ ] Advance Order - # of Copies

4b. Method of Payment (*Please first reapply any previously paid fee shown above*):

[X] Electronic Payment via EFS-Web [ ] Enclosed check [ ] Non-electronic payment by credit card (Attach form PTO-2038)

[X] The Director is hereby authorized to charge the required fee(s), any deficiency, or credit any overpayment, to Deposit Account No. 06-1050

5. **Change of Entity Status** (from status indicated above)

[ ] Applicant certifying micro entity status. See 37 CFR 1.29 — **NOTE**: Absent a valid Certification of Micro Entity Status (see forms PTO/SB/15A and 15B), issue fee payment in the micro entity amount will not be accepted at the risk of application abandonment.

[ ] Applicant asserting small entity status. See 37 CFR 1.27. — **NOTE**: If the application was previously under micro entity status, checking this box will be taken as a notification of loss of entitlement to micro entity status.

[ ] Applicant changing to regular undiscounted fee status. — **NOTE**: Checking this box will be taken as a notification of loss of entitlement to small or micro entity status, as applicable.

NOTE: This form must be signed in accordance with 37 CFR 1.31 and 1.33. See 37 CFR 1.4 for signature requirements and certifications.

Authorized Signature /Joshua A. Griswold/ Date February 3, 2021

Typed or printed name Joshua A. Griswold Registration No. 46,310

91423956.doc

Nanobebe US Inc., Ex. 1002, Page 20
Nanobebe US Inc. v. Mayborn (UK) Limited et al.

IN THE UNITED STATES PATENT AND TRADEMARK OFFICE

First Named Inventor	:	Arnold Rees	Art Unit	:	3733
Application No.	:	14/551,783	Examiner	:	Andrew Thomas Kirsch
Filed	:	November 24, 2014	Confirmation No.	:	6509
			Notice of Allowance Date: November 16, 2020		
Title	:	BABY BOTTLE WITH FLEXIBLE NIPPLE REGIONS			

MAIL STOP ISSUE FEE
Commissioner for Patents
P.O. Box 1450
Alexandria, VA 22313-1450

REPLY TO NOTICE OF ALLOWANCE

In response to the Notice of Allowance dated November 16, 2020, enclosed is a completed Part B - Fee(s) Transmittal.

The issue fee is being paid with this reply on the Electronic Filing System. Apply those fees and any other necessary charges or credits to Deposit Account 06-1050, referencing the above attorney docket number.

Respectfully submitted,

Date: February 3, 2021

/Joshua A. Griswold/
Joshua A. Griswold
Reg. No. 46,310

Customer Number
Fish & Richardson P.C.
Telephone: (214) 747-5070
Facsimile: (877) 769-7945

91423954.doc

IN THE UNITED STATES PATENT AND TRADEMARK OFFICE

First Named Inventor	:	Arnold Rees	Art Unit	:	3733
Application No.	:	14/551,783	Examiner	:	Andrew Thomas Kirsch
Filed	:	November 24, 2014	Confirmation No.	:	6509
			Notice of Allowance Date: 11/16/2020		
Title	:	BABY BOTTLE WITH FLEXIBLE NIPPLE REGIONS			

MAIL STOP ISSUE FEE
Commissioner for Patents
P.O. Box 1450
Alexandria, VA 22313-1450

AMENDMENT AFTER ALLOWANCE
PURSUANT TO 37 C.F.R. §1.312

Please amend the application as indicated on the following pages. This amendment is being filed concurrently with the payment of the issue fee.

Amendments to the Claims:

This listing of claims replaces all prior versions and listings of claims in the application:

Listing of Claims:

1. (Cancelled).

2. (Previously Presented) The feeding bottle of claim 18 wherein the vessel has two indentations.

3. (Previously Presented) The feeding bottle of claim 18 wherein the flange forms an elastomer sealing ring sealing against the top of the vessel.

4. (Previously Presented) The feeding bottle of claim 18 wherein the teat portion comprises an elastic material.

5. (Previously Presented) The feeding bottle of claim 18 wherein the teat portion projects perpendicular to the open top of the vessel.

6. (Previously Presented) The feeding bottle of claim 18 wherein the internally threaded collar is sized to mate with the open top of the vessel.

7. (Previously Presented) The feeding bottle of claim 18 wherein the collar comprises polypropylene.

8. (Previously Presented) The feeding bottle of claim 18 wherein the air valve is a one-way air-inlet valve.

9. - 13. (Cancelled).

14. (Previously Presented) The feeding bottle of claim 18 wherein an outer surface of the teat portion has a first texture and an outer surface of the areola portion has a second, different texture.

15. (Previously Presented) The feeding bottle of claim 18 wherein an inner surface of the teat portion includes a helical flow path.

16. (Previously Presented) The feeding bottle of claim 18 wherein the nipple walls decrease in thickness from the base portion through to the teat portion.

17. (Previously Presented) The feeding bottle of claim 18 wherein the air valve is located below a top edge of the collar.

18. (Previously Presented) A feeding bottle comprising:

a) a vessel having:

a cylindrical neck comprising an open top with a first diameter and threads on an outer surface of said neck, and

a body with a second diameter,

the body being connected with said neck, and the first diameter of the open top being less than the second diameter of the body;

b) an internally threaded collar having:

an outermost surface comprising a downwardly domed portion beginning at an upper end of the collar and extending outwardly and downwardly therefrom and disposed at least partially above said internal threads;

c) a nipple having:

a teat portion having a variable wall thickness including an aperture,

a base portion disposed adjacent to said collar and comprising an outermost surface comprising a downwardly sloping portion between said teat portion and the upper end of the collar that, together with said collar, defines a substantially continuous outermost surface between said teat portion and a bottom of said downwardly domed portion of said collar,

an areola portion between the teat portion and the base portion, wherein said areola portion has a flex region on its inner surface comprised of a plurality of thinned regions,

a flange depending from the base portion,

an air valve extending through said nipple and disposed (i) radially inwardly from the collar and (ii) above the flange, and

the flange being arranged to seal with the vessel;

d) the nipple being secured to the collar by sealingly capturing an inner edge of the collar between the base portion and the flange; and,

e) the nipple being secured to the vessel by capturing the flange of the nipple between the collar and the open top of the vessel.

19. (Currently Amended) A feeding bottle comprising:

a) a vessel having:

an open top with a first diameter, and

a body with a second diameter,

the body being connected with the open top, and the first diameter of the open top being less than the second diameter of the body;

b) a collar having:

an internally threaded portion, and

a downwardly extending outer domed portion connected to the internally threaded portion, wherein most of the ~~peripheral~~ domed portion extends radially away from an inner edge of the collar;

c) a nipple having:

a teat portion having a variable wall thickness including an aperture,

a base portion having a wall thickness,

an areola portion between the teat portion and the base portion,

a flange depending from the base portion,

a vent passage extending through the base portion and spaced inwardly from the collar, and

a valve portion in communication with the vent passage and projecting from the base portion,

the flange being arranged to seal with the vessel;

wherein an outer surface of the teat portion has a first texture and an outer surface of the areola portion has a second, different texture;

d) the nipple being secured to the collar by sealingly capturing the inner edge of the collar between the base portion and the flange; and,

e) the nipple being secured to the vessel by capturing the flange of the nipple between the collar and the open top of the vessel.

20. (Previously Presented) A feeding bottle comprising:

a) a vessel having an open top,

b) a collar having an upper rim and a lower rim comprising:

an internally threaded inner surface,

an outermost surface having a sloping portion that extends outwardly and downwardly relative to said upper rim, and

wherein said sloping portion comprises a majority of the collar's outermost surface,

c) a nipple having:

a teat portion having a variable wall thickness including an aperture,

a base portion having a domed configuration,

an areola portion between the teat portion and the base portion,

a flange depending from the base portion,

a one-way air inlet valve (i) extending through said base, (ii) projecting downwardly from the base portion, (iii) having a length that does not extend past the collar's lower rim, and (iv) disposed at least partially inwardly from the collar;

the flange being arranged to seal with the vessel;

d) the nipple being secured to the collar by sealingly capturing an inner edge of the collar between the base portion and the flange; and,

e) the nipple being secured to the vessel by capturing the flange of the nipple between the collar and the open top of the vessel.

21. (Previously Presented) The feeding bottle of claim 20 wherein an inner surface of the teat portion has a groove configured to flex in a direction of the liquid flow.

22. (Previously Presented) The feeding bottle of claim 20 wherein the open top of the vessel comprises an outwardly threaded vessel neck.

23. (Previously Presented) The feeding bottle of claim 20 wherein the air inlet valve comprises a slit opening.

24. (Previously Presented) The feeding bottle of claim 20 wherein an inner surface of the areola portion has a groove extending circumferentially.

25. (Previously Presented) The feeding bottle of claim 20 wherein the vessel comprises an upper body having a first internal diameter and a portion below the upper body having a second, different internal diameter.

26. (Previously Presented) The feeding bottle of claim 25 wherein the first internal diameter is greater than the second internal diameter.

REMARKS

The listing of the claims above include the Examiner's Amendment mailed November, 16, 2020.

Applicant thanks Examiner Kirsch for the telephonic interview of January 14, 2021, where Examiner Kirsch and Applicant's representative, Joshua Griswold, discussed and agreed on the propriety of the above amendment of claim 19.

Applicant believes that no fees are due. However, if this is incorrect, the Commissioner is hereby authorized to charge such fees or credit any overpayments to Deposit Account 06-1050, referencing the above attorney docket number.

Respectfully submitted,

Date: February 3, 2021

/Joshua A. Griswold/
Joshua A. Griswold
Reg. No. 46,310

Customer Number
Fish & Richardson P.C.
Telephone: (214) 747-5070
Facsimile: (877) 769-7945

91423972.doc

UNITED STATES PATENT AND TRADEMARK OFFICE

UNITED STATES DEPARTMENT OF COMMERCE
United States Patent and Trademark Office
Address: COMMISSIONER FOR PATENTS
P.O. Box 1450
Alexandria, Virginia 22313-1450
www.uspto.gov

NOTICE OF ALLOWANCE AND FEE(S) DUE

165989 7590 11/16/2020

FISH & RICHARDSON P.C.
(Mayborn Group Limited)
P.O. BOX 1022
MINNEAPOLIS, MN 55440-1022

EXAMINER	
KIRSCH, ANDREW THOMAS	
ART UNIT	PAPER NUMBER
3733	

DATE MAILED: 11/16/2020

APPLICATION NO.	FILING DATE	FIRST NAMED INVENTOR	ATTORNEY DOCKET NO.	CONFIRMATION NO.
14/551,783	11/24/2014	Arnold Rees	40395-0012003	6509

TITLE OF INVENTION: Baby Bottle With Flexible Nipple Regions

APPLN. TYPE	ENTITY STATUS	ISSUE FEE DUE	PUBLICATION FEE DUE	PREV. PAID ISSUE FEE	TOTAL FEE(S) DUE	DATE DUE
nonprovisional	UNDISCOUNTED	$1200	$0.00	$0.00	$1200	02/16/2021

THE APPLICATION IDENTIFIED ABOVE HAS BEEN EXAMINED AND IS ALLOWED FOR ISSUANCE AS A PATENT. PROSECUTION ON THE MERITS IS CLOSED. THIS NOTICE OF ALLOWANCE IS NOT A GRANT OF PATENT RIGHTS. THIS APPLICATION IS SUBJECT TO WITHDRAWAL FROM ISSUE AT THE INITIATIVE OF THE OFFICE OR UPON PETITION BY THE APPLICANT. SEE 37 CFR 1.313 AND MPEP 1308.

THE ISSUE FEE AND PUBLICATION FEE (IF REQUIRED) MUST BE PAID WITHIN THREE MONTHS FROM THE MAILING DATE OF THIS NOTICE OR THIS APPLICATION SHALL BE REGARDED AS ABANDONED. THIS STATUTORY PERIOD CANNOT BE EXTENDED. SEE 35 U.S.C. 151. THE ISSUE FEE DUE INDICATED ABOVE DOES NOT REFLECT A CREDIT FOR ANY PREVIOUSLY PAID ISSUE FEE IN THIS APPLICATION. IF AN ISSUE FEE HAS PREVIOUSLY BEEN PAID IN THIS APPLICATION (AS SHOWN ABOVE), THE RETURN OF PART B OF THIS FORM WILL BE CONSIDERED A REQUEST TO REAPPLY THE PREVIOUSLY PAID ISSUE FEE TOWARD THE ISSUE FEE NOW DUE.

HOW TO REPLY TO THIS NOTICE:

I. Review the ENTITY STATUS shown above. If the ENTITY STATUS is shown as SMALL or MICRO, verify whether entitlement to that entity status still applies.

If the ENTITY STATUS is the same as shown above, pay the TOTAL FEE(S) DUE shown above.

If the ENTITY STATUS is changed from that shown above, on PART B - FEE(S) TRANSMITTAL, complete section number 5 titled "Change in Entity Status (from status indicated above)".

For purposes of this notice, small entity fees are 1/2 the amount of undiscounted fees, and micro entity fees are 1/2 the amount of small entity fees.

II. PART B - FEE(S) TRANSMITTAL, or its equivalent, must be completed and returned to the United States Patent and Trademark Office (USPTO) with your ISSUE FEE and PUBLICATION FEE (if required). If you are charging the fee(s) to your deposit account, section "4b" of Part B - Fee(s) Transmittal should be completed and an extra copy of the form should be submitted. If an equivalent of Part B is filed, a request to reapply a previously paid issue fee must be clearly made, and delays in processing may occur due to the difficulty in recognizing the paper as an equivalent of Part B.

III. All communications regarding this application must give the application number. Please direct all communications prior to issuance to Mail Stop ISSUE FEE unless advised to the contrary.

IMPORTANT REMINDER: Maintenance fees are due in utility patents issuing on applications filed on or after Dec. 12, 1980. It is patentee's responsibility to ensure timely payment of maintenance fees when due. More information is available at www.uspto.gov/PatentMaintenanceFees.

Nanobebe US Inc., Ex. 1002, Page 29
Nanobebe US Inc. v. Mayborn (UK) Limited et al.

PART B - FEE(S) TRANSMITTAL

Complete and send this form, together with applicable fee(s), by mail or fax, or via EFS-Web.

By mail, send to: Mail Stop ISSUE FEE
Commissioner for Patents
P.O. Box 1450
Alexandria, Virginia 22313-1450

By fax, send to: (571)-273-2885

INSTRUCTIONS: This form should be used for transmitting the ISSUE FEE and PUBLICATION FEE (if required). Blocks 1 through 5 should be completed where appropriate. All further correspondence including the Patent, advance orders and notification of maintenance fees will be mailed to the current correspondence address as indicated unless corrected below or directed otherwise in Block 1, by (a) specifying a new correspondence address; and/or (b) indicating a separate "FEE ADDRESS" for maintenance fee notifications.

CURRENT CORRESPONDENCE ADDRESS (Note: Use Block 1 for any change of address)

165989 7590 11/16/2020
FISH & RICHARDSON P.C.
(Mayborn Group Limited)
P.O. BOX 1022
MINNEAPOLIS, MN 55440-1022

Note: A certificate of mailing can only be used for domestic mailings of the Fee(s) Transmittal. This certificate cannot be used for any other accompanying papers. Each additional paper, such as an assignment or formal drawing, must have its own certificate of mailing or transmission.

Certificate of Mailing or Transmission

I hereby certify that this Fee(s) Transmittal is being deposited with the United States Postal Service with sufficient postage for first class mail in an envelope addressed to the Mail Stop ISSUE FEE address above, or being transmitted to the USPTO via EFS-Web or by facsimile to (571) 273-2885, on the date below.

(Typed or printed name)
(Signature)
(Date)

APPLICATION NO.	FILING DATE	FIRST NAMED INVENTOR	ATTORNEY DOCKET NO.	CONFIRMATION NO.
14/551,783	11/24/2014	Arnold Rees	40395-0012003	6509

TITLE OF INVENTION: Baby Bottle With Flexible Nipple Regions

APPLN. TYPE	ENTITY STATUS	ISSUE FEE DUE	PUBLICATION FEE DUE	PREV. PAID ISSUE FEE	TOTAL FEE(S) DUE	DATE DUE
nonprovisional	UNDISCOUNTED	$1200	$0.00	$0.00	$1200	02/16/2021

EXAMINER	ART UNIT	CLASS-SUBCLASS
KIRSCH, ANDREW THOMAS	3733	215-011500

1. Change of correspondence address or indication of "Fee Address" (37 CFR 1.363).

❑ Change of correspondence address (or Change of Correspondence Address form PTO/SB/122) attached.

❑ "Fee Address" indication (or "Fee Address" Indication form PTO/SB/47; Rev 03-09 or more recent) attached. **Use of a Customer Number is required.**

2. For printing on the patent front page, list
(1) The names of up to 3 registered patent attorneys or agents OR, alternatively,
(2) The name of a single firm (having as a member a registered attorney or agent) and the names of up to 2 registered patent attorneys or agents. If no name is listed, no name will be printed.

1 _____
2 _____
3 _____

3. ASSIGNEE NAME AND RESIDENCE DATA TO BE PRINTED ON THE PATENT (print or type)

PLEASE NOTE: Unless an assignee is identified below, no assignee data will appear on the patent. If an assignee is identified below, the document must have been previously recorded, or filed for recordation, as set forth in 37 CFR 3.11 and 37 CFR 3.81(a). Completion of this form is NOT a substitute for filing an assignment.

(A) NAME OF ASSIGNEE (B) RESIDENCE: (CITY and STATE OR COUNTRY)

Please check the appropriate assignee category or categories (will not be printed on the patent) : ❑ Individual ❑ Corporation or other private group entity ❑ Government

4a. Fees submitted: ❑ Issue Fee ❑ Publication Fee (if required) ❑ Advance Order - # of Copies _____

4b. Method of Payment: *(Please first reapply any previously paid fee shown above)*

❑ Electronic Payment via EFS-Web ❑ Enclosed check ❑ Non-electronic payment by credit card (Attach form PTO-2038)

❑ The Director is hereby authorized to charge the required fee(s), any deficiency, or credit any overpayment to Deposit Account No. _____

5. **Change in Entity Status** (from status indicated above)

❑ Applicant certifying micro entity status. See 37 CFR 1.29

❑ Applicant asserting small entity status. See 37 CFR 1.27

❑ Applicant changing to regular undiscounted fee status.

NOTE: Absent a valid certification of Micro Entity Status (see forms PTO/SB/15A and 15B), issue fee payment in the micro entity amount will not be accepted at the risk of application abandonment.
NOTE: If the application was previously under micro entity status, checking this box will be taken to be a notification of loss of entitlement to micro entity status.
NOTE: Checking this box will be taken to be a notification of loss of entitlement to small or micro entity status, as applicable.

NOTE: This form must be signed in accordance with 37 CFR 1.31 and 1.33. See 37 CFR 1.4 for signature requirements and certifications.

Authorized Signature _____ Date _____

Typed or printed name _____ Registration No. _____

Nanobebe US Inc., Ex. 1002, Page 30
Nanobebe US Inc. v. Mayborn (UK) Limited et al.

UNITED STATES PATENT AND TRADEMARK OFFICE

UNITED STATES DEPARTMENT OF COMMERCE
United States Patent and Trademark Office
Address: COMMISSIONER FOR PATENTS
P.O. Box 1450
Alexandria, Virginia 22313-1450
www.uspto.gov

APPLICATION NO.	FILING DATE	FIRST NAMED INVENTOR	ATTORNEY DOCKET NO.	CONFIRMATION NO.
14/551,783	11/24/2014	Arnold Rees	40395-0012003	6509

165989 7590 11/16/2020

FISH & RICHARDSON P.C.
(Mayborn Group Limited)
P.O. BOX 1022
MINNEAPOLIS, MN 55440-1022

EXAMINER	
KIRSCH, ANDREW THOMAS	
ART UNIT	PAPER NUMBER
3733	

DATE MAILED: 11/16/2020

Determination of Patent Term Adjustment under 35 U.S.C. 154 (b)
(Applications filed on or after May 29, 2000)

The Office has discontinued providing a Patent Term Adjustment (PTA) calculation with the Notice of Allowance.

Section 1(h)(2) of the AIA Technical Corrections Act amended 35 U.S.C. 154(b)(3)(B)(i) to eliminate the requirement that the Office provide a patent term adjustment determination with the notice of allowance. See Revisions to Patent Term Adjustment, 78 Fed. Reg. 19416, 19417 (Apr. 1, 2013). Therefore, the Office is no longer providing an initial patent term adjustment determination with the notice of allowance. The Office will continue to provide a patent term adjustment determination with the Issue Notification Letter that is mailed to applicant approximately three weeks prior to the issue date of the patent, and will include the patent term adjustment on the patent. Any request for reconsideration of the patent term adjustment determination (or reinstatement of patent term adjustment) should follow the process outlined in 37 CFR 1.705.

Any questions regarding the Patent Term Extension or Adjustment determination should be directed to the Office of Patent Legal Administration at (571)-272-7702. Questions relating to issue and publication fee payments should be directed to the Customer Service Center of the Office of Patent Publication at 1-(888)-786-0101 or (571)-272-4200.

PTOL-85 (Rev. 02/11)

Nanobebe US Inc., Ex. 1002, Page 31
Nanobebe US Inc. v. Mayborn (UK) Limited et al.

OMB Clearance and PRA Burden Statement for PTOL-85 Part B

The Paperwork Reduction Act (PRA) of 1995 requires Federal agencies to obtain Office of Management and Budget approval before requesting most types of information from the public. When OMB approves an agency request to collect information from the public, OMB (i) provides a valid OMB Control Number and expiration date for the agency to display on the instrument that will be used to collect the information and (ii) requires the agency to inform the public about the OMB Control Number's legal significance in accordance with 5 CFR 1320.5(b).

The information collected by PTOL-85 Part B is required by 37 CFR 1.311. The information is required to obtain or retain a benefit by the public which is to file (and by the USPTO to process) an application. Confidentiality is governed by 35 U.S.C. 122 and 37 CFR 1.14. This collection is estimated to take 30 minutes to complete, including gathering, preparing, and submitting the completed application form to the USPTO. Time will vary depending upon the individual case. Any comments on the amount of time you require to complete this form and/or suggestions for reducing this burden, should be sent to the Chief Information Officer, U.S. Patent and Trademark Office, U.S. Department of Commerce, P.O. Box 1450, Alexandria, Virginia 22313-1450. DO NOT SEND FEES OR COMPLETED FORMS TO THIS ADDRESS. SEND TO: Commissioner for Patents, P.O. Box 1450, Alexandria, Virginia 22313-1450. Under the Paperwork Reduction Act of 1995, no persons are required to respond to a collection of information unless it displays a valid OMB control number.

Privacy Act Statement

The Privacy Act of 1974 (P.L. 93-579) requires that you be given certain information in connection with your submission of the attached form related to a patent application or patent. Accordingly, pursuant to the requirements of the Act, please be advised that: (1) the general authority for the collection of this information is 35 U.S.C. 2(b)(2); (2) furnishing of the information solicited is voluntary; and (3) the principal purpose for which the information is used by the U.S. Patent and Trademark Office is to process and/or examine your submission related to a patent application or patent. If you do not furnish the requested information, the U.S. Patent and Trademark Office may not be able to process and/or examine your submission, which may result in termination of proceedings or abandonment of the application or expiration of the patent.

The information provided by you in this form will be subject to the following routine uses:

1. The information on this form will be treated confidentially to the extent allowed under the Freedom of Information Act (5 U.S.C. 552) and the Privacy Act (5 U.S.C 552a). Records from this system of records may be disclosed to the Department of Justice to determine whether disclosure of these records is required by the Freedom of Information Act.
2. A record from this system of records may be disclosed, as a routine use, in the course of presenting evidence to a court, magistrate, or administrative tribunal, including disclosures to opposing counsel in the course of settlement negotiations.
3. A record in this system of records may be disclosed, as a routine use, to a Member of Congress submitting a request involving an individual, to whom the record pertains, when the individual has requested assistance from the Member with respect to the subject matter of the record.
4. A record in this system of records may be disclosed, as a routine use, to a contractor of the Agency having need for the information in order to perform a contract. Recipients of information shall be required to comply with the requirements of the Privacy Act of 1974, as amended, pursuant to 5 U.S.C. 552a(m).
5. A record related to an International Application filed under the Patent Cooperation Treaty in this system of records may be disclosed, as a routine use, to the International Bureau of the World Intellectual Property Organization, pursuant to the Patent Cooperation Treaty.
6. A record in this system of records may be disclosed, as a routine use, to another federal agency for purposes of National Security review (35 U.S.C. 181) and for review pursuant to the Atomic Energy Act (42 U.S.C. 218(c)).
7. A record from this system of records may be disclosed, as a routine use, to the Administrator, General Services, or his/her designee, during an inspection of records conducted by GSA as part of that agency's responsibility to recommend improvements in records management practices and programs, under authority of 44 U.S.C. 2904 and 2906. Such disclosure shall be made in accordance with the GSA regulations governing inspection of records for this purpose, and any other relevant (i.e., GSA or Commerce) directive. Such disclosure shall not be used to make determinations about individuals.
8. A record from this system of records may be disclosed, as a routine use, to the public after either publication of the application pursuant to 35 U.S.C. 122(b) or issuance of a patent pursuant to 35 U.S.C. 151. Further, a record may be disclosed, subject to the limitations of 37 CFR 1.14, as a routine use, to the public if the record was filed in an application which became abandoned or in which the proceedings were terminated and which application is referenced by either a published application, an application open to public inspection or an issued patent.
9. A record from this system of records may be disclosed, as a routine use, to a Federal, State, or local law enforcement agency, if the USPTO becomes aware of a violation or potential violation of law or regulation.

Notice of Allowability	Application No. 14/551,783	Applicant(s) Rees et al.	
	Examiner ANDREW T KIRSCH	Art Unit 3733	AIA (FITF) Status No

-- The MAILING DATE of this communication appears on the cover sheet with the correspondence address--

All claims being allowable, PROSECUTION ON THE MERITS IS (OR REMAINS) CLOSED in this application. If not included herewith (or previously mailed), a Notice of Allowance (PTOL-85) or other appropriate communication will be mailed in due course. **THIS NOTICE OF ALLOWABILITY IS NOT A GRANT OF PATENT RIGHTS.** This application is subject to withdrawal from issue at the initiative of the Office or upon petition by the applicant. See 37 CFR 1.313 and MPEP 1308.

1. ☑ This communication is responsive to amendments 8/25/2020.
   ☐ A declaration(s)/affidavit(s) under **37 CFR 1.130(b)** was/were filed on _____.

2. ☐ An election was made by the applicant in response to a restriction requirement set forth during the interview on _____; the restriction requirement and election have been incorporated into this action.

3. ☑ The allowed claim(s) is/are 2-8 and 14-26 . As a result of the allowed claim(s), you may be eligible to benefit from the **Patent Prosecution Highway** program at a participating intellectual property office for the corresponding application. For more information , please see **http://www.uspto.gov/patents/init_events/pph/index.jsp** or send an inquiry to **PPHfeedback@uspto.gov.**

4. ☑ Acknowledgment is made of a claim for foreign priority under 35 U.S.C. § 119(a)-(d) or (f).

   Certified copies:

   a) ☑ All b) ☐ Some *c) ☐ None of the:

   1. ☑ Certified copies of the priority documents have been received.
   2. ☐ Certified copies of the priority documents have been received in Application No. _____ .
   3. ☐ Copies of the certified copies of the priority documents have been received in this national stage application from the International Bureau (PCT Rule 17.2(a)).

   * Certified copies not received: _____ .

Applicant has THREE MONTHS FROM THE "MAILING DATE" of this communication to file a reply complying with the requirements noted below. Failure to timely comply will result in ABANDONMENT of this application.
THIS THREE-MONTH PERIOD IS NOT EXTENDABLE.

5. ☐ CORRECTED DRAWINGS (as "replacement sheets") must be submitted.
   ☐ including changes required by the attached Examiner's Amendment / Comment or in the Office action of Paper No./Mail Date _____ .

Identifying indicia such as the application number (see 37 CFR 1.84(c)) should be written on the drawings in the front (not the back) of each sheet. Replacement sheet(s) should be labeled as such in the header according to 37 CFR 1.121(d).

6. ☐ DEPOSIT OF and/or INFORMATION about the deposit of BIOLOGICAL MATERIAL must be submitted. Note the attached Examiner's comment regarding REQUIREMENT FOR THE DEPOSIT OF BIOLOGICAL MATERIAL.

Attachment(s)

1. ☐ Notice of References Cited (PTO-892)
2. ☐ Information Disclosure Statements (PTO/SB/08), Paper No./Mail Date _____.
3. ☐ Examiner's Comment Regarding Requirement for Deposit of Biological Material _____.
4. ☐ Interview Summary (PTO-413), Paper No./Mail Date. _____.
5. ☑ Examiner's Amendment/Comment
6. ☐ Examiner's Statement of Reasons for Allowance
7. ☐ Other _____.

/ANDREW T KIRSCH/
Primary Examiner, Art Unit 3733

Nanobebe US Inc., Ex. 1002, Page 33
Nanobebe US Inc. v. Mayborn (UK) Limited et al.

Notice of Pre-AIA or AIA Status

1. The present application is being examined under the pre-AIA first to invent provisions.

EXAMINER'S AMENDMENT

2. An examiner's amendment to the record appears below. Should the changes and/or additions be unacceptable to applicant, an amendment may be filed as provided by 37 CFR 1.312. To ensure consideration of such an amendment, it MUST be submitted no later than the payment of the issue fee.

The application has been amended as follows:

Claim 20 shall read: "...(iii) having a length that does not ~~to~~ extend past the collar's lower rim"

Conclusion

Any inquiry concerning this communication or earlier communications from the examiner should be directed to ANDREW THOMAS KIRSCH whose telephone number is (571)270-5723. The examiner can normally be reached on Mon-Weds, Fri, 9a-6p EST, Thu 1p-5p EST.

Examiner interviews are available via telephone, in-person, and video conferencing using a USPTO supplied web-based collaboration tool. To schedule an

interview, applicant is encouraged to use the USPTO Automated Interview Request (AIR) at http://www.uspto.gov/interviewpractice.

If attempts to reach the examiner by telephone are unsuccessful, the examiner's supervisor, Fenn Mathew can be reached on (571) 272-4978. The fax phone number for the organization where this application or proceeding is assigned is 571-273-8300.

Information regarding the status of an application may be obtained from the Patent Application Information Retrieval (PAIR) system. Status information for published applications may be obtained from either Private PAIR or Public PAIR. Status information for unpublished applications is available through Private PAIR only. For more information about the PAIR system, see https://ppair-my.uspto.gov/pair/PrivatePair. Should you have questions on access to the Private PAIR system, contact the Electronic Business Center (EBC) at 866-217-9197 (toll-free). If you would like assistance from a USPTO Customer Service Representative or access to the automated information system, call 800-786-9199 (IN USA OR CANADA) or 571-272-1000.

/ANDREW T KIRSCH/
Primary Examiner, Art Unit 3733

Issue Classification	Application/Control No.	Applicant(s)/Patent Under Reexamination
	14/551,783	Rees et al.
	Examiner	**Art Unit**
	ANDREW T KIRSCH	3733

CPC								
Symbol							**Type**	**Version**
A61J	/	11	/	006			F	2013-01-01
A61J	/	11	/	045			I	2013-01-01
A61J	/	11	/	02			I	2013-01-01
A61J	/	17	/	001			A	2015-05-01

CPC Combination Sets								
Symbol					**Type**	**Set**	**Ranking**	**Version**
	/		/					

NONE		Total Claims Allowed:	
(Assistant Examiner)	(Date)	20	
/ANDREW T KIRSCH/ Primary Examiner, Art Unit 3733	26 October 2020	O.G. Print Claim(s)	O.G. Print Figure
(Primary Examiner)	(Date)	18	4

U.S. Patent and Trademark Office — Part of Paper No.: 20201026

Nanobebe US Inc., Ex. 1002, Page 36
Nanobebe US Inc. v. Mayborn (UK) Limited et al.

Issue Classification	Application/Control No.	Applicant(s)/Patent Under Reexamination
	14/551,783	Rees et al.
	Examiner	**Art Unit**
	ANDREW T KIRSCH	3733

INTERNATIONAL CLASSIFICATION					
CLAIMED					
A61J11/04	/	11	/	04	
A61J11/02	/	11	/	02	

NON-CLAIMED					
	/		/		

US ORIGINAL CLASSIFICATION	
CLASS	**SUBCLASS**

CROSS REFERENCES(S)						
CLASS	**SUBCLASS (ONE SUBCLASS PER BLOCK)**					

NONE (Assistant Examiner)	(Date)	**Total Claims Allowed:** 20	
/ANDREW T KIRSCH/ Primary Examiner, Art Unit 3733 (Primary Examiner)	26 October 2020 (Date)	O.G. Print Claim(s) 18	O.G. Print Figure 4

U.S. Patent and Trademark Office — Part of Paper No.: 20201026

Nanobebe US Inc., Ex. 1002, Page 37
Nanobebe US Inc. v. Mayborn (UK) Limited et al.

Issue Classification	Application/Control No.	Applicant(s)/Patent Under Reexamination
	14/551,783	Rees et al.
	Examiner	Art Unit
	ANDREW T KIRSCH	3733

☐ Claims renumbered in the same order as presented by applicant ☐ CPA ☐ T.D. ☐ R.1.47

CLAIMS

Final	Original	Final	Original	Final	Original	Final	Original	Final	Original	Final	Original	Final	Original	Final	Original
1	18	10	15	19	25										
2	2	11	16	20	26										
3	3	12	17												
4	4	13	19												
5	5	14	20												
6	6	15	21												
7	7	16	22												
8	8	17	23												
9	14	18	24												

NONE		Total Claims Allowed:	
(Assistant Examiner)	(Date)	20	
/ANDREW T KIRSCH/ Primary Examiner, Art Unit 3733	26 October 2020	O.G. Print Claim(s)	O.G. Print Figure
(Primary Examiner)	(Date)	18	4

U.S. Patent and Trademark Office Part of Paper No.: 20201026

Nanobebe US Inc., Ex. 1002, Page 38
Nanobebe US Inc. v. Mayborn (UK) Limited et al.

Search Notes	Application/Control No.	Applicant(s)/Patent Under Reexamination
	14/551,783	Rees et al.
	Examiner	Art Unit
	ANDREW T KIRSCH	3733

CPC - Searched*		
Symbol	Date	Examiner
A 61J 9/04 A 61J 11/02 A 61J 11/045, A 61J 11/04, A 61J 9/00	10/26/2020	ATK
A 47 G 19/2272	10/26/2020	ATK
A61J 11/002, 11/0035, 11/005, 11/006	10/26/2020	ATK

CPC Combination Sets - Searched*		
Symbol	Date	Examiner

US Classification - Searched*			
Class	Subclass	Date	Examiner
215	11.5,11.1,396,398,11.6,276,11.4	4/28/2015	CFC

* See search history printout included with this form or the SEARCH NOTES box below to determine the scope of the search.

Nanobebe US Inc., Ex. 1002, Page 39
Nanobebe US Inc. v. Mayborn (UK) Limited et al.

Search Notes	Application/Control No.	Applicant(s)/Patent Under Reexamination
	14/551,783	Rees et al.
	Examiner	Art Unit
	ANDREW T KIRSCH	3733

Search Notes		
Search Notes	**Date**	**Examiner**
Discussed application with SPE Fenn Mathew	4/28/2015	CFC
Discussed application with SPE Fenn Mathew	2/1/2016	CFC
Discussed application with SPE Fenn Mathew	12/20/2016	CFC
Inventor name search performed	7/10/217	CFC
Discussed application with SPE Fenn Mathew	7/10/2017	CFC
EAST search updated and attached	7/10/2017	CFC
EAST search updated and attached	12/10/2017	CFC
Discussed application with SPE Fenn MAthew	7/1/2018	CFC
Updated EAST Search	09/21/2019	ATK
Updated EAST Search	04/30/2020	ATK
Updated EAST Search	10/26/2020	

Interference Search			
US Class/CPC Symbol	**US Subclass/CPC Group**	**Date**	**Examiner**
-	See EAST Search History	10/26/2020	ATK

Nanobebe US Inc., Ex. 1002, Page 40
Nanobebe US Inc. v. Mayborn (UK) Limited et al.

EAST Search History

EAST Search History (Prior Art)

Ref #	Hits	Search Query	DBs	Default Operator	Plurals	Time Stamp
L2	1,534	a47g19/2272.cpc.	US-PGPUB; USPAT; USOCR	OR	ON	2020/10/26 12:37
L3	196	a47g19/2272.cpc. and nipple	US-PGPUB; USPAT; USOCR	OR	ON	2020/10/26 12:46
L4	0	a61j9/002.cpc.	US-PGPUB; USPAT; USOCR	OR	ON	2020/10/26 13:07
L5	98	a61j11/0035.cpc.	US-PGPUB; USPAT; USOCR	OR	ON	2020/10/26 13:07
L6	111	a61j11/005.cpc.	US-PGPUB; USPAT; USOCR	OR	ON	2020/10/26 13:13
L7	96	a61j11/006.cpc.	US-PGPUB; USPAT; USOCR	OR	ON	2020/10/26 13:14
L9	305	a61j11/002.cpc.	US-PGPUB; USPAT; USOCR	OR	ON	2020/10/26 13:51
S1	57	("20060060593" | "5118000" | "6702135" | "20040262320" | "4726616" | "7185783" | "8066144" | "4186844" | "4676431" | "5490606" | "5878904" | "20090032545" | "4157609" | "4315574" | "4955501" | "5423448" | "D376456" | "4373849" | "20090179444" | "D351703" | "D422450" | "D351702" | "20110000382" | "8123061" | "7766186").PN.	US-PGPUB; USPAT; USOCR; EPO; JPO; DERWENT	OR	ON	2017/03/22 21:19
S2	10	(("HANKEY") near3 ("J")).INV.	US-PGPUB; USPAT; USOCR	OR	ON	2017/03/22 21:29
S3	32	("4373849" | "4676431" | "4186844" | "5118000" | "4315574" | "5423448" | "20090032545" | "4157609" | "6702135" | "4955501" | "20060060593" | "20110000382").PN.	US-PGPUB; USPAT; USOCR; EPO; JPO; DERWENT	OR	ON	2017/03/22 21:30
S4	40	("0961780" | "1226511" | "1880250" | "2702142" | "3315828" | "3893722" | "4057020" | "4088071" | "4182530" | "4456141" | "5035563" | "5042856" |	US-PGPUB; USPAT; USOCR	OR	ON	2017/03/22 21:36

		"5098250" | "5103994" | "5201434").PN. OR ("5490606").URPN.				
S5	33	("2041038" | "4088071" | "4342402").PN. OR ("4456141").URPN.	US-PGPUB; USPAT; USOCR	OR	ON	2017/03/22 21:37
S6	428	b65f1/122.cpc. b65f1/125.cpc.	US-PGPUB; USPAT; USOCR	OR	ON	2017/03/22 21:41
S7	14	("3195942" | "3946885").PN. OR ("4373849").URPN.	US-PGPUB; USPAT; USOCR	OR	ON	2017/03/22 21:44
S8	2,600	(dumpster refuse) and (fork tine)	US-PGPUB; USPAT; USOCR; EPO; JPO; DERWENT	OR	ON	2017/03/23 15:07
S9	790	(dumpster refuse) and (fork tine) with (lift dump)	US-PGPUB; USPAT; USOCR; EPO; JPO; DERWENT	OR	ON	2017/03/23 15:08
S10	355	(dumpster refuse) same (fork tine) with (lift dump)	US-PGPUB; USPAT; USOCR; EPO; JPO; DERWENT	OR	ON	2017/03/23 15:08
S11	371	b65d90/0033.cpc.	US-PGPUB; USPAT; USOCR; EPO; JPO; DERWENT	OR	ON	2017/03/23 17:16
S12	20	b65d90/0033.cpc. and (dumpster refuse)	US-PGPUB; USPAT; USOCR; EPO; JPO; DERWENT	OR	ON	2017/03/23 17:16
S13	139	b65d90/0033.cpc. and (fork)	US-PGPUB; USPAT; USOCR; EPO; JPO; DERWENT	OR	ON	2017/03/23 17:19
S14	56	(round$2) with corner same clean$4 and (dumpster refuse)	US-PGPUB; USPAT; USOCR; EPO; JPO; DERWENT	OR	ON	2017/03/23 17:37

S15	2	(daniel near3 hankey).in.	US-PGPUB; USPAT; USOCR	OR	ON	2017/03/23 18:12
S16	56	(round$2) with corner same clean$4 and (dumpster refuse)	US-PGPUB; USPAT; USOCR; EPO; JPO; DERWENT	OR	ON	2017/03/23 18:13
S17	438	b65f1/122.cpc. b65f1/125.cpc.	US-PGPUB; USPAT; USOCR	OR	ON	2017/09/07 10:58
S18	401	b65d90/0033.cpc.	US-PGPUB; USPAT; USOCR; EPO; JPO; DERWENT	OR	ON	2017/09/07 10:58
S19	1	"20150314907".pn.	US-PGPUB; USPAT; USOCR	OR	ON	2017/12/09 13:59
S20	1	"5518313".pn.	US-PGPUB; USPAT; USOCR	OR	ON	2017/12/10 19:55
S21	1	"20010000480".pn.	US-PGPUB; USPAT; USOCR	OR	ON	2017/12/10 20:07
S22	1	"3804139" .pn.	US-PGPUB; USPAT; USOCR	OR	ON	2017/12/10 20:32
S23	383	b65f1/122.cpc.	US-PGPUB; USPAT; USOCR	OR	ON	2017/12/12 10:47
S24	31	("3217913" | "3504813" | "3669485" | "4088071" | "4290352" | "4373849").PN. OR ("4726616").URPN.	US-PGPUB; USPAT; USOCR	OR	OFF	2017/12/12 10:47
S25	21	("3122249" | "3136575" | "3230003" | "3315828").PN. OR ("3669485").URPN.	US-PGPUB; USPAT; USOCR	OR	OFF	2017/12/12 10:49
S26	40	("0814563" | "20020030335" | "20020125151" | "3214506" | "3643993" | "3840141" | "4214670" | "4456141" | "4550849" | "4726616" | "4913301" | "4955501" | "5105967" | "5183180" | "5330071" | "5423448" | "5538158" | "5582322" | "5776405" | "5886068" | "5922267" | "6632064" | "6676175" | "6702135").PN. OR ("7237689").URPN.	US-PGPUB; USPAT; USOCR	OR	OFF	2017/12/12 10:54

S27	35	("20010052522" | "20030146230" | "20080197645" | "20090179444" | "20100254796" | "4182530" | "4550849" | "4676431" | "4726616" | "4811660" | "5011036" | "5108000" | "5183180" | "5330071" | "5423448" | "5967361" | "6632064" | "7198166" | "7234327" | "7237689" | "7334680" | "7762565" | "8141921" | "D353727" | "D359618" | "D369022" | "D370701" | "D371399" | "D414606" | "D421180" | "D506063" | "D517265" | "D543332" | "D564168" | "D620218").PN. OR ("8322561").URPN.	US-PGPUB; USPAT; USOCR	OR	OFF	2017/12/12 10:56
S29	269	(trash refuse garbage waste) with (container receptacle dumpster) and (fork prong) same (pocket channel)	US-PGPUB; USPAT; USOCR	OR	OFF	2017/12/12 10:59
S30	39	("2803363" | "2808161" | "3083849" | "3195942" | "3283933" | "3342358").PN. OR ("3643993").URPN.	US-PGPUB; USPAT; USOCR	OR	OFF	2017/12/12 11:00
S31	125	("1114321" | "1355213" | "1991965" | "2202675" | "2952379" | "2978136" | "3288319" | "3315800" | "3332319" | "3374915" | "3386218" | "3397496" | "3655087" | "3797691" | "3853238" | "3940007" | "3974616" | "4000827" | "4050604" | "4120551" | "4171059" | "4376593" | "4503973" | "4643314" | "4673087").PN. OR ("4809851").URPN.	US-PGPUB; USPAT; USOCR	OR	OFF	2017/12/12 11:08
S32	34	("2624487" | "3009591" | "3416852" | "3616964" | "3623631" | "3823972" | "4335828" | "4416374" | "4550849" | "4917257" | "4969813" | "5114304" | "5230434").PN. OR ("5330071").URPN.	US-PGPUB; USPAT; USOCR	OR	OFF	2017/12/12 11:11
S33	29	("3623631" | "3823972" | "4136465" | "4335828" | "4416374" | "4445623").PN. OR ("4550849").URPN.	US-PGPUB; USPAT; USOCR	OR	OFF	2017/12/12 11:11
S34	14	("20060045680" | "20080197645" | "20080237251" | "20090179444" | "20100089259" | "3669485" | "4550849" | "4798081" | "5089321" | "5183180" | "5330071" | "7237689" | "8141921").PN. OR ("8631940").URPN.	US-PGPUB; USPAT; USOCR	OR	OFF	2017/12/12 11:15
S35	21	("3122249" | "3136575" | "3230003" | "3315828").PN. OR ("3669485").URPN.	US-PGPUB; USPAT; USOCR	OR	OFF	2017/12/12 11:16
S36	80	("2181150" | "3311257" | "3937355" | "3987829" | "4231482" | "4550849" | "4600113" | "4771940").PN. OR ("5183180").URPN.	US-PGPUB; USPAT; USOCR	OR	OFF	2017/12/12 11:18

S37	34	("2624487" | "3009591" | "3416852" | "3616964" | "3623631" | "3823972" | "4335828" | "4416374" | "4550849" | "4917257" | "4969813" | "5114304" | "5230434").PN. OR ("5330071").URPN.	US-PGPUB; USPAT; USOCR	OR	OFF	2017/12/12 11:24
S38	67	("2708047" | "2763386" | "2799418" | "3014344" | "3016157" | "3016175" | "3085703" | "3301422" | "3339763" | "3342358" | "3446377" | "3451571" | "3506149" | "3563137" | "3604577" | "3659733" | "3765554" | "3874534" | "3921839" | "4067464" | "4096595" | "4147266" | "4175903" | "4183711" | "4310279" | "4552500" | "4648775" | "4715767" | "Re31060").PN. OR ("5114304").URPN.	US-PGPUB; USPAT; USOCR	OR	OFF	2017/12/12 11:25
S39	14	("4405278" | "4726616" | "5762462" | "0530057" | "7871233" | "6379099" | "8550282" | "6296132" | "3270902" | "4676431" | "20100254796" | "4771940" | "5613822" | "7083060").PN.	US-PGPUB; USPAT	OR	OFF	2018/02/20 14:00
S40	1,197	(trash refuse garbage waste) and (fork prong) same (pocket channel)	US-PGPUB; USPAT; USOCR	OR	OFF	2018/02/20 14:03
S41	387	b65f1/122.cpc.	US-PGPUB; USPAT; USOCR	OR	ON	2018/02/20 14:11
S43	33	("3217913" | "3504813" | "3669485" | "4088071" | "4290352" | "4373849").PN. OR ("4726616").URPN.	US-PGPUB; USPAT; USOCR	OR	OFF	2019/09/17 21:26
S44	33	("3217913" | "3504813" | "3669485" | "4088071" | "4290352" | "4373849").PN. OR ("4726616").URPN.	US-PGPUB; USPAT; USOCR	OR	OFF	2019/09/17 21:31
S45	10	b65f1/122.cpc. and seam	US-PGPUB; USPAT; USOCR	OR	ON	2019/09/17 21:33
S46	34	dumpster and weld$4 with seam	US-PGPUB; USPAT; USOCR	OR	ON	2019/09/17 21:35
S47	208	refuse and weld$4 with seam	US-PGPUB; USPAT; USOCR	OR	ON	2019/09/17 21:36
S48	5,955	(trash garbage waste) and weld$4 with seam	US-PGPUB; USPAT; USOCR	OR	ON	2019/09/17 21:39
S49	4,326	(trash garbage waste) and weld$4 with seam and (metal steel)	US-PGPUB; USPAT; USOCR	OR	ON	2019/09/17 21:40

S50	864	(trash garbage waste) and weld$4 with seam same (conrner wall) and (metal steel)	US-PGPUB; USPAT; USOCR	OR	ON	2019/09/17 21:40
S51	452	(trash garbage waste) and weld$4 with seam same (conrner wall) and (metal steel) with sheet	US-PGPUB; USPAT; USOCR	OR	ON	2019/09/17 21:40
S52	1,032	b65d88/54.cpc. B65D88/56.cpc.	US-PGPUB; USPAT; USOCR	OR	ON	2019/09/17 21:48
S53	0	(b65d88/54.cpc. B65D88/56.cpc.) and weld$4 with seam same (conrner wall) and (metal steel) with sheet	US-PGPUB; USPAT; USOCR	OR	ON	2019/09/17 21:49
S54	21	(b65d88/54.cpc. B65D88/56.cpc.) and weld$4 with seam	US-PGPUB; USPAT; USOCR	OR	ON	2019/09/17 21:49
S55	12	("4373849" | "4676431" | "4186844" | "5118000" | "4315574" | "5423448" | "20090032545" | "4157609" | "6702135" | "4955501" | "20060060593" | "20110000382").PN.	US-PGPUB; USPAT; USOCR	OR	ON	2019/09/17 21:54
S57	122	("20020030029" | "20040188373" | "20040226906" | "20050258123" | "3704803" | "4999568" | "5881893" | "6270519" | "7210591" | "7252676" | "D425994" | "D454642" | "1510571" | "20050224444" | "20050247658" | "20070045214" | "20080210655" | "6032810" | "6321931" | "6645228" | "7108676" | "D404138" | "D459815" | "20050184022" | "20050252875" | "20070163983" | "20070278172" | "20080128379" | "20080188894" | "20080314776" | "4834099" | "6959827" | "D444239" | "D464434" | "D465028" | "D520142" | "D626246" | "20050247719" | "20070138121" | "20070272645" | "20080173654" | "3097757" | "3493139" | "5474028" | "7320678" | "7395941" | "D412582" | "D444239" | "D547874" | "2688326" | "20030093120" | "20040124168" | "20050056611" | "20070221604" | "3990596" | "5678710" | "6032810" | "6161710" | "6883672" | "7243814" | "7828821" | "D405530" | "D421306" | "D488560" | "D498849" | "D504724" | "D539910" | "D599028" | "20030089676" | "20030089676" | "0380835" | "2517457" | "20040256345" | "20050035078" | "20050288712" | "20070021782" | "20070095778" |	US-PGPUB; USPAT; USOCR	OR	ON	2019/09/18 08:59

		"20070187419" | "20070283666" | "5544766" | "5706973" | "6981962" | "6994225" | "7185775" | "D384748" | "2588069" | "2517457" | "20030106872" | "20050277987" | "20060011571" | "20090005811" | "20090039046" | "3946888" | "5673806" | "6003698" | "6241110" | "6357620" | "6984688" | "7122045" | "7150370" | "D441870" | "D463567" | "D479606" | "D504723" | "D504725" | "2588069" | "2956702" | "20020063103" | "20030032984" | "20030093120" | "20040026351" | "20070102388" | "20070138709" | "0380835" | "5101991" | "5784999" | "6422415" | "6745912" | "6745912" | "7204386" | "7481324" | "D620125" | "6959827").PN.				
S58	72	("1545436" | "1632854" | "1672734" | "1989060" | "2638094" | "2655920" | "3530979" | "3650270" | "3777753" | "3779413" | "3790017" | "4195638" | "4238040" | "4676386" | "4815615" | "5542922" | "5544766").PN. OR ("6003698").URPN.	US-PGPUB; USPAT; USOCR	OR	OFF	2019/09/18 14:55
S59	81	("1545436" | "1672466" | "1672734" | "1984839" | "2060212" | "2655920" | "2736446" | "2825479" | "3190288" | "3193125" | "3645413" | "3661288" | "3787993" | "3858741" | "4006836" | "4832214" | "5322031" | "5544766" | "5690679" | "D371848").PN. OR ("6032810").URPN.	US-PGPUB; USPAT; USOCR	OR	OFF	2019/09/18 15:20
S60	26	("0605161" | "1146639" | "1573519" | "20040220618" | "20060011572" | "20070068890" | "20070272645" | "20080210655" | "20120074090" | "2517457" | "2588069" | "2956702" | "4505398" | "5114374" | "5544766" | "5553726" | "6032810" | "6645228" | "6745912" | "8181800").PN. OR ("9561157").URPN.	US-PGPUB; USPAT; USOCR	OR	OFF	2019/09/18 15:24
S61	8	("2003/0106872").URPN.	USPAT	OR	OFF	2019/09/18 15:31
S62	7	("20030106872" | "20050252875" | "20070102388" | "20090039046" | "6343704").PN. OR ("8708174").URPN.	US-PGPUB; USPAT; USOCR	OR	OFF	2019/09/18 15:32
S63	5	("6343704" | "20040102388" | "20050252875" | "20050252875" | "20030106872" | "20090039046").PN.	US-PGPUB; USPAT; USOCR	OR	OFF	2019/09/18 15:34

S64	120	("0380835" | "20020030029" | "20020063103" | "20030032984" | "20030093120" | "20030106872" | "20040026351" | "20040124168" | "20040188373" | "20040226906" | "20040256345" | "20050035078" | "20050056611" | "20050184022" | "20050224444" | "20050247658" | "20050247719" | "20050252875" | "20050258123" | "20050277987" | "20050288712" | "20060011571" | "20070021782" | "20070045214" | "20070095778" | "20070102388" | "20070131637" | "20070138121" | "20070138709" | "20070163983" | "20070187419" | "20070221604" | "20070272645" | "20070278172" | "20070283666" | "20080128379" | "20080173654" | "20080188894" | "20080210655" | "20080314776" | "20090005811" | "20090039046" | "2517457" | "2588069" | "2956702" | "3097757" | "3704803" | "3946888" | "3990596" | "4834099" | "4993568" | "5101991" | "5474028" | "5544766" | "5673806" | "5678710" | "5706973" | "5784999" | "5881893" | "6003698" | "6032810" | "6161710" | "6241110" | "6270519" | "6321931" | "6357620" | "6422415" | "6645228" | "6745912" | "6883672" | "6959827" | "6981962" | "6984688" | "6994225" | "7108676" | "7122045" | "7150370" | "7185775" | "7204386" | "7210591" | "7243814" | "7252676" | "7320678" | "7395941" | "7481324" | "7828821" | "8181800" | "8646632" | "D384748" | "D404138" | "D405530" | "D412582" | "D421306" | "D425994" | "D441870" | "D444239" | "D454642" | "D459815" | "D463567" | "D464434" | "D465028" | "D479606" | "D486579" | "D488560" | "D498849" | "D504723" | "D504724" | "D504725" | "D520142" | "D539910" | "D547874").PN. OR ("D599028" | "D620125" | "D626246").PN. OR ("8910810").URPN.	US-PGPUB; USPAT; USOCR	OR	OFF	2019/09/18 15:35
S65	1,060	215/11.5	US-PGPUB; USPAT; USOCR	OR	OFF	2019/09/18 15:35
S66	13	("6959827" | "4505398" | "2989961" | "20040220618" | "0956741" | "3232466" |	US-PGPUB; USPAT; USOCR	OR	OFF	2019/09/18 15:36

		"20070131637" | "5117994" | "4613050" | "5881893" | "0956741").PN.				
S67	1	"6997138".pn.	US-PGPUB; USPAT; USOCR	OR	OFF	2019/09/19 10:27
S68	0	2005/0147778.pn.	US-PGPUB; USPAT; USOCR	OR	OFF	2019/09/19 15:24
S69	1	"20050147778".pn.	US-PGPUB; USPAT; USOCR	OR	OFF	2019/09/19 15:25
S70	7	("20030106872" | "20050252875" | "20070102388" | "20090039046" | "6343704").PN. OR ("8708174").URPN.	US-PGPUB; USPAT; USOCR	OR	OFF	2020/04/29 12:39
S71	48	("0805641" | "1146639" | "1510571" | "2616581" | "2699778" | "3042002" | "3593870" | "4993568" | "5101991" | "Re11086").PN. OR ("5474028").URPN.	US-PGPUB; USPAT; USOCR	OR	OFF	2020/04/29 12:39
S72	34	("3593870" | "4993568" | "5474028" | "Re11086").PN. OR ("5784999").URPN.	US-PGPUB; USPAT; USOCR	OR	OFF	2020/04/29 12:50
S73	7	("20030106872" | "20050252875" | "20070102388" | "20090039046" | "6343704").PN. OR ("8708174").URPN.	US-PGPUB; USPAT; USOCR	OR	OFF	2020/04/29 13:14
S74	23	("1146639" | "20040188373" | "20050252875" | "20070102388" | "20070131637" | "20090200257" | "20100163508" | "20120175335" | "20120265245" | "20140124469" | "2174361" | "2616581" | "3593870" | "3722728" | "4505398" | "4993568" | "5101992" | "6883672" | "8640897" | "8708174").PN. OR ("9750664").URPN.	US-PGPUB; USPAT; USOCR	OR	OFF	2020/04/29 13:15
S75	75	("0556859" | "1146639" | "1573519" | "1683246" | "1733184" | "1759568" | "2105170" | "2174361" | "2269223" | "2366214" | "2388915" | "2588069" | "2616581" | "2699169" | "2709434" | "2864520" | "2989961" | "2996207" | "3077279" | "3130725" | "3232466" | "3777753").PN. OR ("4505398").URPN.	US-PGPUB; USPAT; USOCR	OR	OFF	2020/04/29 13:17
S76	14	("0956741" | "20040220618" | "20070131637" | "2989961" | "3232466" | "4505398" | "4613050" | "5117994" | "5881893" | "6959827").PN. OR ("8215504").URPN.	US-PGPUB; USPAT; USOCR	OR	OFF	2020/04/29 13:22

S77	34	("3593870" | "4993568" | "5474028" | "Re11086").PN. OR ("5784999").URPN.	US-PGPUB; USPAT; USOCR	OR	OFF	2020/04/29 13:24
S78	34	("3593870" | "4993568" | "5474028" | "Re11086").PN. OR ("5784999").URPN.	US-PGPUB; USPAT; USOCR	OR	OFF	2020/04/29 13:29
S79	40	("20050252875" | "20070068890" | "20070221604" | "20090014403" | "20090200257" | "20120012550" | "2616581" | "3207349" | "3358864" | "3393817" | "3424157" | "3549036" | "3593870" | "3722728" | "4782975" | "4828141" | "4946062" | "4993568" | "5101991" | "5474028" | "5678710" | "5779071" | "5784999" | "5881893" | "6102245" | "6116457" | "6371315" | "6588613" | "7150370" | "7267245" | "7959021" | "8579132").PN. OR ("8733565").URPN.	US-PGPUB; USPAT; USOCR	OR	OFF	2020/04/29 13:30
S80	15	("1545436").URPN.	USPAT	OR	OFF	2020/04/29 13:43
S81	18	("1545436" | "1562853" | "1714241" | "20030215313" | "3457958" | "3593870" | "3664535" | "4901647" | "6467746" | "7473061" | "7784760" | "8205557" | "D527160").PN. OR ("10080706").URPN.	US-PGPUB; USPAT; USOCR	OR	OFF	2020/04/29 13:56
S82	8	("1714241").URPN.	USPAT	OR	OFF	2020/04/29 13:58
S83	11	"215".clas. and smooth adj texture	USPAT	OR	OFF	2020/04/29 16:24
S84	24	("1998646" | "20040094499" | "20040164043" | "20040188373" | "20050252875" | "20080128379" | "20100163508" | "2628616" | "2736446" | "2980113" | "4613050" | "5797505" | "5881893" | "6371315").PN. OR ("8579132").URPN.	US-PGPUB; USPAT; USOCR	OR	OFF	2020/04/30 12:25
S85	264	"215".clas. and baby and grip	US-PGPUB; USPAT	OR	OFF	2020/04/30 12:26
S86	850	"215".clas. and (infant baby child) and grip	US-PGPUB; USPAT	OR	OFF	2020/04/30 12:27
S87	129	"215".clas. and (infant baby child) and grip with wall	US-PGPUB; USPAT	OR	OFF	2020/04/30 12:27
S88	255	"215".clas. and (infant baby child) and grip$4 with wall	US-PGPUB; USPAT	OR	OFF	2020/04/30 12:27

S89	115	("0954564" | "1693117" | "1713858" | "2569139" | "2831596" | "2959314" | "2986296" | "3105324" | "3746198" | "4557392" | "4570808" | "4700856" | "4941579" | "D003243" | "D063326" | "D082083" | "D114660" | "D121192" | "D145758" | "D146127" | "D149506" | "D167914" | "D174591" | "D178259" | "D189373" | "D193216" | "D198404" | "D198405" | "D214147" | "D230325" | "D232274" | "D259096" | "D282052" | "D283920" | "D286911" | "D287337" | "D320455" | "D320859").PN. OR ("5215203").URPN.	US-PGPUB; USPAT; USOCR	OR	OFF	2020/04/30 12:28
S90	55	("0438937" | "2469489" | "2514744" | "2789002" | "2793778" | "2831596" | "2986296" | "3145867" | "3443710" | "3746198" | "4570808" | "4676387" | "4700856" | "4750630" | "4813556" | "4832213" | "4867325" | "4940151" | "4941579" | "5024341" | "5145077" | "5215203" | "D226688" | "D249076" | "D286911" | "D309781" | "D311063" | "D316754" | "D321936" | "D376430" | "D382968").PN. OR ("6305562").URPN.	US-PGPUB; USPAT; USOCR	OR	OFF	2020/04/30 12:30
S91	61	"215".clas. and (nipple) and grip$4 with wall	US-PGPUB; USPAT	OR	OFF	2020/04/30 12:32
S92	48	"220".clas. and (nipple) and grip$4 with wall	US-PGPUB; USPAT	OR	OFF	2020/04/30 12:35
S93	2	"215".clas. and hourglass with wall same grip$4	US-PGPUB; USPAT	OR	OFF	2020/04/30 12:36
S94	0	"220".clas. and hourglass with wall same grip$4	US-PGPUB; USPAT	OR	OFF	2020/04/30 12:36
S95	0	"220".clas. and hour adj glass with wall same grip$4	US-PGPUB; USPAT	OR	OFF	2020/04/30 12:36
S96	1,578	"215".clas. and nipple	US-PGPUB; USPAT	OR	OFF	2020/04/30 12:36
S97	1,317	"215".clas. and nipple and bottle	US-PGPUB; USPAT	OR	OFF	2020/04/30 12:37
S98	29	"215".clas. and nipple and bottle and waist	US-PGPUB; USPAT	OR	OFF	2020/04/30 12:37
S99	39	("2907539" | "3543976" | "3977638" | "4062510" | "4096977" | "4564957" | "4865239" | "4915337" | "4946119" | "4989811" | "5249770" | "5256834" | "5490618").PN. OR ("5862927").URPN.	US-PGPUB; USPAT; USOCR	OR	OFF	2020/04/30 12:41

S100	536	a61j9/04.cpc.	US-PGPUB; USPAT; USOCR	OR	ON	2020/04/30 12:48
S101	465	a61j11/02.cpc.	US-PGPUB; USPAT; USOCR	OR	ON	2020/04/30 12:48
S102	384	a61j11/045.cpc.	US-PGPUB; USPAT; USOCR	OR	ON	2020/04/30 12:48
S103	540	a61j11/04.cpc.	US-PGPUB; USPAT; USOCR	OR	ON	2020/04/30 12:48
S104	1,270	a61j9/00.cpc.	US-PGPUB; USPAT; USOCR	OR	ON	2020/04/30 12:48

EAST Search History (Interference)

Ref #	Hits	Search Query	DBs	Default Operator	Plurals	Time Stamp
L8	0	(vessel neck diameter threads body collar domed nipple teat sloping areola flex thinned flange valve).clm.	USPAT	AND	ON	2020/10/26 13:30
S42	1	(container body lift pocket face oblique interior hexagon prong channel).clm.	USPAT	AND	OFF	2018/02/20 15:08
S56	12	("20060060593" | "20090032545" | "20110000382" | "4157609" | "4186844" | "4315574" | "4373849" | "4676431" | "4955501" | "5118000" | "5423448" | "6702135").PN. OR ("8875932").URPN.	US-PGPUB; USPAT	OR	OFF	2019/09/17 21:28

10/26/2020 1:51:14 PM
H:\Workspaces\14551783.wsp

Bibliographic Data

Application No: 14/551,783

Foreign Priority claimed: (•) Yes ( ) No

35 USC 119 (a-d) conditions met: [✓] Yes [ ] No [ ] Met After Allowance

Verified and Acknowledged: /ANDREW T KIRSCH/ Examiner's Signature [ ] Initials

Title: Baby Bottle With Flexible Nipple Regions

FILING or 371(c) DATE	CLASS	GROUP ART UNIT	ATTORNEY DOCKET NO.
11/24/2014	215	3733	40395-0012003
RULE			

APPLICANTS

Mayborn (UK) Limited, New Castle Upton Type, UNITED KINGDOM

INVENTORS

Arnold Rees, Newcastle Upon Tyne, UNITED KINGDOM

Ian Webb, London, UNITED KINGDOM

Mark Armstrong, Wales, UNITED KINGDOM

Tom Cotton, London, UNITED KINGDOM

CONTINUING DATA

This application is a CON of 13364557 02/02/2012 PAT 8910810

13364557 is a CON of 11630864 09/20/2007 PAT 8181800

11630864 is a 371 of PCT/GB2005/002532 06/29/2005

FOREIGN APPLICATIONS

UNITED KINGDOM GB2004/14560.3 06/29/2004

UNITED KINGDOM GB2005/02599.4 02/08/2005

IF REQUIRED, FOREIGN LICENSE GRANTED**

01/27/2016

STATE OR COUNTRY

UNITED KINGDOM

ADDRESS

FISH & RICHARDSON P.C.
(Mayborn Group Limited)
P.O. BOX 1022
MINNEAPOLIS, MN 55440-1022
UNITED STATES

FILING FEE RECEIVED

$1,600

UNITED STATES PATENT AND TRADEMARK OFFICE

UNITED STATES DEPARTMENT OF COMMERCE
United States Patent and Trademark Office
Address: COMMISSIONER FOR PATENTS
P.O. Box 1450
Alexandria, Virginia 22313-1450
www.uspto.gov

APPLICATION NUMBER	FILING OR 371(C) DATE	FIRST NAMED APPLICANT	ATTY. DOCKET NO./TITLE
14/551,783	11/24/2014	Arnold Rees	40395-0012003

CONFIRMATION NO. 6509

IMPROPER CFR REQUEST

165989
FISH & RICHARDSON P.C.
(Mayborn Group Limited)
P.O. BOX 1022
MINNEAPOLIS, MN 55440-1022

OC000000121330704

Date Mailed: 11/16/2020

RESPONSE TO REQUEST FOR CORRECTED FILING RECEIPT

Continuity, Priority Claims, Petitions, and Non-Publication Requests

In response to your request for a corrected Filing Receipt, the Office is unable to comply with your request because:

- The priority or continuity claim has not been entered because it was not filed during the required time period. Applicant may wish to consider filing a petition to accept an unintentionally delayed claim for priority. See 37 CFR 1.55 or 1.78.

Questions about the contents of this notice and the requirements it sets forth should be directed to the Office of Data Management, Application Assistance Unit, at **(571) 272-4000** or **(571) 272-4200** or **1-888-786-0101**.

/byemane/

Nanobebe US Inc., Ex. 1002, Page 55
Nanobebe US Inc. v. Mayborn (UK) Limited et al.

UNITED STATES PATENT AND TRADEMARK OFFICE

UNITED STATES DEPARTMENT OF COMMERCE
United States Patent and Trademark Office
Address: COMMISSIONER FOR PATENTS
P.O. Box 1450
Alexandria, Virginia 22313-1450
www.uspto.gov

APPLICATION NO.	FILING DATE	FIRST NAMED INVENTOR	ATTORNEY DOCKET NO.	CONFIRMATION NO.
14/551,783	11/24/2014	Arnold Rees	40395-0012003	6509

165989 7590 08/26/2020

FISH & RICHARDSON P.C.
(Mayborn Group Limited)
P.O. BOX 1022
MINNEAPOLIS, MN 55440-1022

EXAMINER	
KIRSCH, ANDREW THOMAS	

ART UNIT	PAPER NUMBER
3733	

NOTIFICATION DATE	DELIVERY MODE
08/26/2020	ELECTRONIC

Please find below and/or attached an Office communication concerning this application or proceeding.

The time period for reply, if any, is set in the attached communication.

Notice of the Office communication was sent electronically on above-indicated "Notification Date" to the following e-mail address(es):

PATDOCTC@fr.com

Nanobebe US Inc., Ex. 1002, Page 56
Nanobebe US Inc. v. Mayborn (UK) Limited et al.

Applicant-Initiated Interview Summary	Application No. 14/551,783	Applicant(s) Rees et al.		
	Examiner ANDREW T KIRSCH	Art Unit 3733	AIA (First Inventor to File) Status No	Page 1 of 2

All participants (applicant, applicants representative, PTO personnel):

1. ANDREW T KIRSCH (Primary Examiner); Telephonic

2. Jane Du (Attorney of Record); Telephonic

Date of Interview: 21 August 2020

Claims Discussed: 18

Prior Art Discussed: Reilly (of record)

Amendment proposed: Discussed possible amendment to claim 18 regarding the collar.

Issues Discussed:

Proposed Amendments:
Applicant proposed amendments to claim 18 regarding the downwardly domed portion of the collar extending downwardly and outwardly from the top of the cylindrical portion and above the threaded portion which appear to be supported by the Applicant's original disclosure and define over Reilly as currently applied. No allowable language was agreed upon.

/ANDREW T KIRSCH/ Primary Examiner, Art Unit 3733	

Applicant is reminded that a complete written statement as to the substance of the interview must be made of record in the application file. It is the applicants responsibility to provide the written statement, unless the interview was initiated by the Examiner and the Examiner has indicated that a written summary will be provided. See MPEP 713.04
Please further see:
MPEP 713.04
Title 37 Code of Federal Regulations (CFR) § 1.133 Interviews, paragraph (b)
37 CFR § 1.2 Business to be transacted in writing

U.S. Patent and Trademark Office
PTOL-413/413b (Rev. 01/01/2015) **Interview Summary** Paper No. 20200821

Applicant recordation instructions: The formal written reply to the last Office action must include the substance of the interview. (See MPEP section 713.04). If a reply to the last Office action has already been filed, applicant is given a non-extendable period of the longer of one month or thirty days from this interview date, or the mailing date of this interview summary form, whichever is later, to file a statement of the substance of the interview.

Examiner recordation instructions: Examiners must summarize the substance of any interview of record. A complete and proper recordation of the substance of an interview should include the items listed in MPEP 713.04 for complete and proper recordation including the identification of the general thrust of each argument or issue discussed, a general indication of any other pertinent matters discussed regarding patentability and the general results or outcome of the interview, to include an indication as to whether or not agreement was reached on the issues raised.

Electronic Patent Application Fee Transmittal

Application Number:	14551783
Filing Date:	24-Nov-2014
Title of Invention:	Baby Bottle With Flexible Nipple Regions
First Named Inventor/Applicant Name:	Arnold Rees
Filer:	Joshua A. Griswold/Monica Gamez
Attorney Docket Number:	40395-0012003

Filed as Large Entity

Filing Fees for Utility under 35 USC 111(a)

Description	Fee Code	Quantity	Amount	Sub-Total in USD($)
Basic Filing:				
Pages:				
Claims:				
Miscellaneous-Filing:				
Petition:				
Patent-Appeals-and-Interference:				
Post-Allowance-and-Post-Issuance:				
Extension-of-Time:				

Description	Fee Code	Quantity	Amount	Sub-Total in USD($)
Extension - 1 month with $0 paid	1251	1	200	200
Miscellaneous:				
		Total in USD ($)		**200**

Electronic Acknowledgement Receipt

EFS ID:	40376779
Application Number:	14551783
International Application Number:	
Confirmation Number:	6509
Title of Invention:	Baby Bottle With Flexible Nipple Regions
First Named Inventor/Applicant Name:	Arnold Rees
Customer Number:	165989
Filer:	Joshua A. Griswold/Monica Gamez
Filer Authorized By:	Joshua A. Griswold
Attorney Docket Number:	40395-0012003
Receipt Date:	25-AUG-2020
Filing Date:	24-NOV-2014
Time Stamp:	14:53:05
Application Type:	Utility under 35 USC 111(a)

Payment information:

Submitted with Payment	yes
Payment Type	DA
Payment was successfully received in RAM	$200
RAM confirmation Number	E20208OE53221119
Deposit Account	
Authorized User	
The Director of the USPTO is hereby authorized to charge indicated fees and credit any overpayment as follows:	

File Listing:

Document Number	Document Description	File Name	File Size(Bytes)/ Message Digest	Multi Part /.zip	Pages (if appl.)
1	Fee Worksheet (SB06)	fee-info.pdf	30553 870be2191a45f12fb71f8b402f66ac8862edaecc	no	2

Warnings:

Information:

Total Files Size (in bytes):	30553

This Acknowledgement Receipt evidences receipt on the noted date by the USPTO of the indicated documents, characterized by the applicant, and including page counts, where applicable. It serves as evidence of receipt similar to a Post Card, as described in MPEP 503.

New Applications Under 35 U.S.C. 111

If a new application is being filed and the application includes the necessary components for a filing date (see 37 CFR 1.53(b)-(d) and MPEP 506), a Filing Receipt (37 CFR 1.54) will be issued in due course and the date shown on this Acknowledgement Receipt will establish the filing date of the application.

National Stage of an International Application under 35 U.S.C. 371

If a timely submission to enter the national stage of an international application is compliant with the conditions of 35 U.S.C. 371 and other applicable requirements a Form PCT/DO/EO/903 indicating acceptance of the application as a national stage submission under 35 U.S.C. 371 will be issued in addition to the Filing Receipt, in due course.

New International Application Filed with the USPTO as a Receiving Office

If a new international application is being filed and the international application includes the necessary components for an international filing date (see PCT Article 11 and MPEP 1810), a Notification of the International Application Number and of the International Filing Date (Form PCT/RO/105) will be issued in due course, subject to prescriptions concerning national security, and the date shown on this Acknowledgement Receipt will establish the international filing date of the application.

IN THE UNITED STATES PATENT AND TRADEMARK OFFICE

First Named Inventor	:	Arnold Rees	Art Unit	:	3733
Application No.	:	14/551,783	Examiner	:	Andrew Thomas Kirsch
Filed	:	November 24, 2014	Conf. No.	:	6509
Title	:	BABY BOTTLE WITH FLEXIBLE NIPPLE REGIONS			

Mail Stop Amendment
Commissioner for Patents
P.O. Box 1450
Alexandria, VA 22313-1450

REPLY TO ACTION OF MAY 5, 2020

Please consider the following reply.

Electronic Acknowledgement Receipt

EFS ID:	40376656
Application Number:	14551783
International Application Number:	
Confirmation Number:	6509
Title of Invention:	Baby Bottle With Flexible Nipple Regions
First Named Inventor/Applicant Name:	Arnold Rees
Customer Number:	165989
Filer:	Joshua A. Griswold/Monica Gamez
Filer Authorized By:	Joshua A. Griswold
Attorney Docket Number:	40395-0012003
Receipt Date:	25-AUG-2020
Filing Date:	24-NOV-2014
Time Stamp:	14:47:38
Application Type:	Utility under 35 USC 111(a)

Payment information:

Submitted with Payment	no

File Listing:

Document Number	Document Description	File Name	File Size(Bytes)/ Message Digest	Multi Part /.zip	Pages (if appl.)
1		40395-0012003_Reply.pdf	177034 be534b621eea369b7b6f94b94a1b75f854238826	yes	13

	Multipart Description/PDF files in .zip description		
	Document Description	**Start**	**End**
	Applicant Arguments/Remarks Made in an Amendment	9	13
	Claims	2	8
	Amendment/Req. Reconsideration-After Non-Final Reject	1	1
Warnings:			
Information:			
	Total Files Size (in bytes):	177034	

This Acknowledgement Receipt evidences receipt on the noted date by the USPTO of the indicated documents, characterized by the applicant, and including page counts, where applicable. It serves as evidence of receipt similar to a Post Card, as described in MPEP 503.

<u>New Applications Under 35 U.S.C. 111</u>
If a new application is being filed and the application includes the necessary components for a filing date (see 37 CFR 1.53(b)-(d) and MPEP 506), a Filing Receipt (37 CFR 1.54) will be issued in due course and the date shown on this Acknowledgement Receipt will establish the filing date of the application.
<u>National Stage of an International Application under 35 U.S.C. 371</u>
If a timely submission to enter the national stage of an international application is compliant with the conditions of 35 U.S.C. 371 and other applicable requirements a Form PCT/DO/EO/903 indicating acceptance of the application as a national stage submission under 35 U.S.C. 371 will be issued in addition to the Filing Receipt, in due course.
<u>New International Application Filed with the USPTO as a Receiving Office</u>
If a new international application is being filed and the international application includes the necessary components for an international filing date (see PCT Article 11 and MPEP 1810), a Notification of the International Application Number and of the International Filing Date (Form PCT/RO/105) will be issued in due course, subject to prescriptions concerning national security, and the date shown on this Acknowledgement Receipt will establish the international filing date of the application.

REMARKS

Claims 2-8 and 14-26 are pending, with claims 18, 19, and 20 being independent. Reconsideration of the application in accordance with the following remarks is respectfully requested.

Interview Summary

Applicant Examiner Kirsch for the telephonic interview conducted between Applicant's representative Jane Du and Examiner Andrew Thomas Kirsch on July 29, 2020 and August 21, 2020. The rejection under 35 U.S.C. §103(a) over U.S. Patent No. 1,672,734 (hereinafter *"Reilly"*) and potential amendments were discussed. The parties agreed that Applicant will file a Reply to the May 5, 2020 Non-Final Office Action containing any amendments to be considered.

Objections to the Specification

The disclosure is objected to because of the following asserted informalities: lip valve is referred to as number 123 and 124. Element number 124 is also used to refer to a "slit valve". Element number 30 is used to denote a soother and a collar. The collar is referred to by element numbers 30 and 130. In the Reply filed on 2/10/2020, Applicant amended the relevant paragraphs of the specification to correct these typographic errors. Applicant submits that the amendments therein have corrected all informalities.

The disclosure is further objected to as failing to support Claim 21 which recites two vent passages through the domed portion. Claim 21 has been amended.

In view of the above, Applicant respectfully requests that these objections to the specification be withdrawn.

Objections to the Drawings

The drawings are objected to under 37 CFR 1.83(a) as failing to show the two vent passages in the domed portion of claim 21. Claim 21 has been amended. Applicant respectfully requests that this objection to the drawings be withdrawn.

Claim Rejections – 35 U.S.C. § 112

Claim 19 is rejected under 35 U.S.C. § 112(b) or 35 U.S.C. § 112 (pre-AIA), second paragraph, as allegedly being indefinite. Claim 19 has been amended. Applicant respectfully requests withdrawal of the rejection.

Claim Rejections – 35 U.S.C. §103

Claims 18, 2-8, 16-17 and 20-23 are rejected under 35 U.S.C. §103(a) as being unpatentable over U.S. Patent No. 1,672,734 issued to Reilly (hereinafter *"Reilly"*) in view of U.S. Patent No. 5,784,999 issued to Larson et al. (hereinafter *"Larson"*). Claims 14, 15, 19 and 24 are also rejected under 35 U.S.C. §103(a) as being unpatentable over Reilly in view of Larson et al. as applied to claims 18 and 20, and further in view of U.2. Patent No. 7,134,564 issued to Verbovszky (hereinafter *"Verbovszky"*). Claims 25 and 26 are further rejected under 35 U.S.C. §103(a) as being unpatentable over Reilly in view of Larson et al. as applied to claims 18 and 20, and further in view of U.2. Patent No. 5,862,927 issued to Tebeau (hereinafter *"Tebeau"*). Applicant respectfully traverses these rejections for the reasons set forth below.

Reilly describes a nipple for a nursing bottle as illustrated in FIGS. 2 and 3, reproduced below.

Fig. 2.

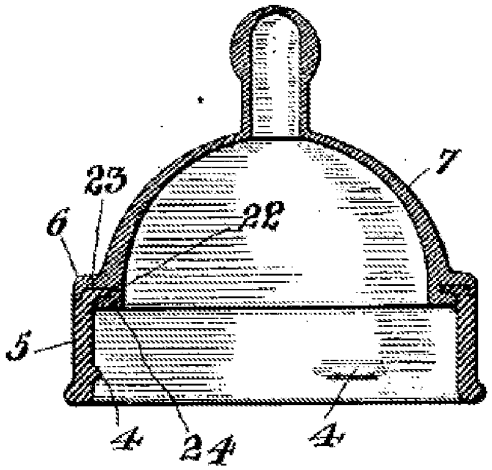

Fig. 3.

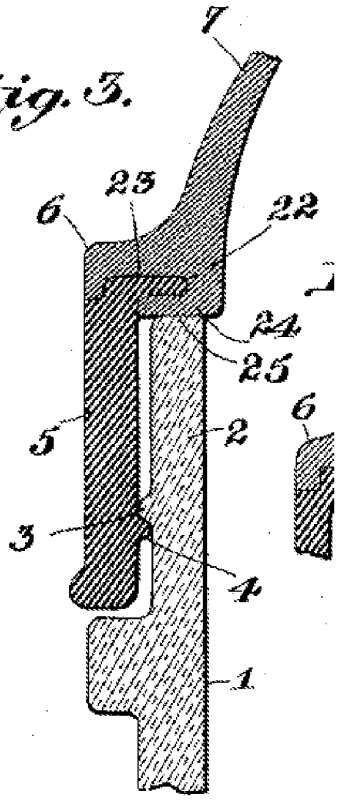

As shown, Reilly has not been shown to disclose "an internally threaded collar having: an outermost surface comprising a downwardly domed portion beginning at an upper end of the collar and extending outwardly and downwardly therefrom and disposed at least partially above said internal threads" as recited by amended claim 18. Reilly has not been shown to disclose a collar having "a downwardly extending outer domed portion connected to the internally threaded portion, wherein most of the peripheral portion extends radially away from an inner edge of the collar," as recited by amended claim 19. Reilly has not been shown to disclose a collar having "an outermost surface having a sloping portion that extends outwardly and downwardly relative to said upper rim, and wherein said sloping portion comprises a majority of the collar's outermost surface," as recited by amended claim 20. Indeed, the lower portion (5) of the nipple in Reilly extends vertically downwards until the bump out at the bottom end, wherein the majority of the surface is straight up and down.

Because Reilly in combination with Larson is not shown to disclose each and every limitation of independent claims 18 and 20, Applicant respectfully requests withdrawal of this rejection. The rejections to independent claim 19 and the dependent claims based on Reilly in combination with Verbovszky or Tebeau should be withdrawn for at least the same reasons.

CONCLUSION

Any circumstance in which this response has (a) addressed certain comments of the Examiner does not mean that other comments of the Examiner are conceded, (b) presented arguments for the patentability of some claims does not mean that there are not other good reasons for patentability of those claims and other claims, or (c) amended or canceled a claim does not mean that any of the Examiner's positions with respect to that claim or other claims are conceded.

Applicant respectfully requests consideration of all filed IDSs not previously considered, by initialing and returning each Form PTO-1449.

If the present application is not allowed and/or if one or more of the rejections is maintained, a telephone conference with the Examiner is hereby requested, and it is further requested that the Examiner contact the undersigned attorney to schedule the telephone conference.

No fees are believed to be due at this time. However, if this is incorrect, the Commissioner is hereby authorized to charge any necessary fees or credit any overpayments to deposit account 06-1050, referencing the attorney docket number shown above.

Respectfully submitted,

Date: August 25, 2020

/Joshua A. Griswold/
Joshua A. Griswold
Reg. No. 46,310

Customer Number
Fish & Richardson P.C.
Telephone: (214) 747-5070
Facsimile: (877) 769-7945

100215782.doc

Amendments to the Specification:

Please replace the paragraph beginning at page 1, line 4 with the following amended paragraph:

This application is a continuation of pending U.S. Application Serial No. 13/364,557 filed on February 2, 2012, which was a continuation of U.S. Application Serial No. 11/630,864 ~~filed on September 20, 2007~~ which was a national filing under § 371 of International Application PCT/GB2005/002532, with an international filing date of June 29, 2005, claiming priority from Great Britain Application No. GB2004/14560.3, with a filing date of June 29, 2004, now abandoned, and Great Britain Application No. GB2005/02599.4, with a filing date of February 8, 2005, now abandoned, all of which are herein incorporated by reference.

Amendments to Claims:
Listing of Claims.

1. (Cancelled).

2. (Previously Presented) The feeding bottle of claim 18 wherein the vessel has two indentations.

3. (Previously Presented) The feeding bottle of claim 18 wherein the flange forms an elastomer sealing ring sealing against the top of the vessel.

4. (Currently Amended) The feeding bottle of claim 18 wherein the teat portion comprises an elastic material ~~open top of the vessel comprises a vessel neck~~.

5. (Currently Amended) The feeding bottle of claim 18 wherein the teat portion projects perpendicular to the open top of the vessel ~~open top of the vessel comprises an outwardly threaded vessel neck~~.

6. (Currently Amended) The feeding bottle of claim 18 wherein the internally threaded ~~cylindrical portion of the~~ collar is sized to mate with the open top of the vessel.

7. (Previously Presented) The feeding bottle of claim 18 wherein the collar comprises polypropylene.

8. (Previously Presented) The feeding bottle of claim 18 wherein the air valve is a one-way air-inlet valve.

9. - 13. (Cancelled).

14. (Previously Presented) The feeding bottle of claim 18 wherein an outer surface of the teat portion has a first texture and an outer surface of the areola portion has a second, different texture.

15. (Currently Amended) The feeding bottle of claim 18 wherein an inner surface of the teat portion includes a helical flow path ~~areola portion has a groove extending circumferentially~~.

16. (Previously Presented) The feeding bottle of claim 18 wherein the nipple walls decrease in thickness from the base portion through to the teat portion.

17. (Previously Presented) The feeding bottle of claim 18 wherein the air valve is located below a top edge of the collar.

18. (Currently Amended) A feeding bottle comprising:

a) a vessel having:

a cylindrical neck comprising an open top with a first diameter and threads on an outer surface of said neck, and

a body with a second diameter,

the body being connected with ~~the open top~~ said neck, and the first diameter of the open top being less than the second diameter of the body;

b) an internally threaded collar having:

~~an internally threaded cylindrical portion, and~~

an outermost surface comprising a downwardly domed ~~peripheral~~ portion beginning at an upper end of the collar and extending outwardly and downwardly therefrom and disposed at least partially above said internal threads; ~~surrounding and extending from the cylindrical portion~~

c) a nipple having:

a teat portion having a variable wall thickness including an aperture,

a base portion disposed adjacent to said collar and comprising an outermost surface comprising a downwardly sloping portion between said teat portion and the upper end of the collar that, together with said collar, defines a substantially continuous outermost surface between said teat portion and a bottom of said downwardly domed portion of said collar, ~~having a wall thickness in a domed configuration~~,

an areola portion between the teat portion and the base portion, wherein said areola portion has a flex region on its inner surface comprised of a plurality of thinned regions,

a ~~cylindrical~~ flange depending from the base portion,

an air valve ~~vent passage~~ extending through said nipple and disposed (i) radially ~~the domed portion of the base portion with a length not to extend past the collar and spaced~~ inwardly from the collar and (ii) above the flange, and

~~a valve portion in communication with the vent passage and projecting downwardly from the flange,~~

the flange being arranged to seal with the vessel;

d) the nipple being secured to the collar by sealingly capturing an inner edge of the collar between the base portion and the flange; and,

e) the nipple being secured to the vessel by capturing the flange of the nipple between the collar and the open top of the vessel.

19. **(Currently Amended)** A feeding bottle comprising:

a) a vessel having:

an open top with a first diameter, and

a body with a second diameter,

the body being connected with the open top, and the first diameter of the open top being less than the second diameter of the body;

b) a collar having:

an internally threaded ~~cylindrical~~ portion, and

a downwardly extending outer domed ~~peripheral~~ portion connected to ~~surrounding and extending from~~ the internally threaded ~~cylindrical~~ portion, wherein most of the peripheral portion extends radially away from an inner edge of the collar;

c) a nipple having:

a teat portion having a variable wall thickness including an aperture,

a base portion having a wall thickness ~~in a domed configuration~~,

an areola portion between the teat portion and the base portion,

a ~~cylindrical~~ flange depending from the base portion,

a vent passage extending through ~~the domed portion of~~ the base portion and spaced inwardly from the collar, and

a valve portion in communication with the vent passage and projecting ~~downwardly~~ from the base portion ~~flange~~,

the flange being arranged to seal with the vessel;

wherein an outer surface of the teat portion has a first texture and an outer surface of the areola portion has a second, different texture;

d) the nipple being secured to the collar by sealingly capturing the inner edge of the collar between the base portion and the flange; and,

e) the nipple being secured to the vessel by capturing the flange of the nipple between the collar and the open top of the vessel.

20. (Currently Amended) A feeding bottle comprising:

a) a vessel having an open top,

b) a collar having an upper rim and a lower rim comprising:

an internally threaded inner surface,

an outermost surface having a sloping portion that extends outwardly and downwardly relative to said upper rim, and

wherein said sloping portion comprises a majority of the collar's outermost surface, ~~cylindrical portion, and a downwardly domed portion surrounding and extending from the cylindrical portion,~~;

c) a [[the]] nipple having:

a teat portion having a variable wall thickness including an aperture,

a base portion having ~~an outer wall thickness in~~ a domed configuration,

an areola portion between the teat portion and the base portion,

a ~~cylindrical~~ flange depending from the base portion,

a one-way air inlet valve (i) extending through said base, (ii) projecting downwardly from the base portion, (iii) having a length that does not to extend past the collar's lower rim, and (iv) disposed at least partially inwardly from the collar;

~~a vent passage extending through the domed portion of the base portion with a length not to extend past the collar and spaced inwardly from the collar, and~~

~~a valve portion in communication with the vent passage and projecting downwardly from the~~ base portion ~~flange~~,

the flange being arranged to seal with the vessel;

d) the nipple being secured to the collar by sealingly capturing an inner edge of the collar between the base portion and the flange; and,

e) the nipple being secured to the vessel by capturing the flange of the nipple between the collar and the open top of the vessel.

21. (Currently Amended) The feeding bottle of claim 20 wherein an inner surface of the teat portion has a groove configured to flex in a direction of the liquid flow ~~the nipple has at least two vent passages extending through the domed portion of the base~~.

22. (Previously Presented) The feeding bottle of claim 20 wherein the open top of the vessel comprises an outwardly threaded vessel neck.

23. (Currently Amended) The feeding bottle of claim 20 wherein the air inlet valve comprises a slit opening ~~air valve is a one-way air inlet valve~~.

24. (Previously Presented) The feeding bottle of claim 20 wherein an inner surface of the areola portion has a groove extending circumferentially.

25. (Previously Presented) The feeding bottle of claim 20 wherein the vessel comprises an upper body having a first internal diameter and a portion below the upper body having a second, different internal diameter.

26. (Previously Presented) The feeding bottle of claim 25 wherein the first internal diameter is greater than the second internal diameter.

PTO/SB/06 (09-11)
Approved for use through 1/31/2014. OMB 0651-0032
U.S. Patent and Trademark Office; U.S. DEPARTMENT OF COMMERCE
Under the Paperwork Reduction Act of 1995, no persons are required to respond to a collection of information unless it displays a valid OMB control number.

PATENT APPLICATION FEE DETERMINATION RECORD Substitute for Form PTO-875	Application or Docket Number 14/551,783	Filing Date 11/24/2014	☐ To be Mailed

ENTITY: ☑ LARGE ☐ SMALL ☐ MICRO

APPLICATION AS FILED - PART I

FOR	(Column 1) NUMBER FILED	(Column 2) NUMBER EXTRA		RATE ($)	FEE ($)
☐ BASIC FEE (37 CFR 1.16(a), (b), or (c))	N/A	N/A		N/A	
☐ SEARCH FEE (37 CFR 1.16(k), (i), or (m))	N/A	N/A		N/A	
☐ EXAMINATION FEE (37 CFR 1.16(o), (p), or (q))	N/A	N/A		N/A	
TOTAL CLAIMS (37 CFR 1.16(i))	minus 20 =	*		x $80 =	
INDEPENDENT CLAIMS (37 CFR 1.16(h))	minus 3 =	*		x $420 =	
☐ APPLICATION SIZE FEE (37 CFR 1.16(s))	If the specification and drawings exceed 100 sheets of paper, the application size fee due is $310 ($155 for small entity) for each additional 50 sheets or fraction thereof. See 35 U.S.C. 41(a)(1)(G) and 37 CFR 1.16(s).				
☐ MULTIPLE DEPENDENT CLAIM PRESENT (37 CFR 1.16(j))					
* If the difference in column 1 is less than zero, enter "0" in column 2.				TOTAL	

APPLICATION AS AMENDED - PART II

		(Column 1)		(Column 2)	(Column 3)			
AMENDMENT	08/25/2020	CLAIMS REMAINING AFTER AMENDMENT		HIGHEST NUMBER PREVIOUSLY PAID FOR	PRESENT EXTRA		RATE ($)	ADDITIONAL FEE ($)
	Total (37 CFR 1.16(i))	* 20	Minus	** 20	= 0		x $100 =	0
	Independent (37 CFR 1.16(h))	* 3	Minus	*** 3	= 0		x $460 =	0
	☐ Application Size Fee (37 CFR 1.16(s))							
	☐ FIRST PRESENTATION OF MULTIPLE DEPENDENT CLAIM (37 CFR 1.16(j))							
							TOTAL ADD'L FEE	0

		(Column 1)		(Column 2)	(Column 3)			
AMENDMENT		CLAIMS REMAINING AFTER AMENDMENT		HIGHEST NUMBER PREVIOUSLY PAID FOR	PRESENT EXTRA		RATE ($)	ADDITIONAL FEE ($)
	Total (37 CFR 1.16(i))	*	Minus	**	=		x $0 =	
	Independent (37 CFR 1.16(h))	*	Minus	***	=		x $0 =	
	☐ Application Size Fee (37 CFR 1.16(s))							
	☐ FIRST PRESENTATION OF MULTIPLE DEPENDENT CLAIM (37 CFR 1.16(j))							
							TOTAL ADD'L FEE	

* If the entry in column 1 is less than the entry in column 2, write "0" in column 3.	LIE
** If the "Highest Number Previously Paid For" IN THIS SPACE is less than 20, enter "20".	/THUY T TA/
*** If the "Highest Number Previously Paid For" IN THIS SPACE is less than 3, enter "3".	
The "Highest Number Previously Paid For" (Total or Independent) is the highest number found in the appropriate box in column 1.	

This collection of information is required by 37 CFR 1.16. The information is required to obtain or retain a benefit by the public which is to file (and by the USPTO to process) an application. Confidentiality is governed by 35 U.S.C. 122 and 37 CFR 1.14. This collection is estimated to take 12 minutes to complete, including gathering, preparing, and submitting the completed application form to the USPTO. Time will vary depending upon the individual case. Any comments on the amount of time you require to complete this form and/or suggestions for reducing this burden, should be sent to the Chief Information Officer, U.S. Patent and Trademark Office, U.S. Department of Commerce, P.O. Box 1450, Alexandria, VA 22313-1450. DO NOT SEND FEES OR COMPLETED FORMS TO THIS ADDRESS. **SEND TO: Commissioner for Patents, P.O. Box 1450, Alexandria, VA 22313-1450.**

If you need assistance in completing the form, call 1-800-PTO-9199 and select option 2.

UNITED STATES PATENT AND TRADEMARK OFFICE

UNITED STATES DEPARTMENT OF COMMERCE
United States Patent and Trademark Office
Address: COMMISSIONER FOR PATENTS
P.O. Box 1450
Alexandria, Virginia 22313-1450
www.uspto.gov

APPLICATION NO.	FILING DATE	FIRST NAMED INVENTOR	ATTORNEY DOCKET NO.	CONFIRMATION NO.
14/551,783	11/24/2014	Arnold Rees	40395-0012003	6509

165989 7590 08/04/2020

FISH & RICHARDSON P.C.
(Mayborn Group Limited)
P.O. BOX 1022
MINNEAPOLIS, MN 55440-1022

EXAMINER	
KIRSCH, ANDREW THOMAS	

ART UNIT	PAPER NUMBER
3733	

NOTIFICATION DATE	DELIVERY MODE
08/04/2020	ELECTRONIC

Please find below and/or attached an Office communication concerning this application or proceeding.

The time period for reply, if any, is set in the attached communication.

Notice of the Office communication was sent electronically on above-indicated "Notification Date" to the following e-mail address(es):

PATDOCTC@fr.com

Nanobebe US Inc., Ex. 1002, Page 79
Nanobebe US Inc. v. Mayborn (UK) Limited et al.

Applicant-Initiated Interview Summary	Application No. 14/551,783	Applicant(s) Rees et al.		
	Examiner ANDREW T KIRSCH	Art Unit 3733	AIA (First Inventor to File) Status No	Page 1 of 2

All participants (applicant, applicants representative, PTO personnel):

1. ANDREW T KIRSCH (Primary Examiner); Telephonic

2. Jane Du (Attorney of Record); Telephonic

Date of Interview: 29 July 2020

Claims Discussed: Claim 18 was discussed.

Prior Art Discussed: Reilly (of record)

Issues Discussed:

Item(s) under 35 U.S.C. 103:
Discussed Reilly regarding interpretation and teaching of "a downwardly domed peripheral portion" of the collar . It was discussed that an amendment to the collar limitation capturing the downwardly domed portion comprising most of the collar extending and sloping outward and downward from an inner edge may overcome the art as currently applied. No allowable language was agreed upon.

/ANDREW T KIRSCH/ Primary Examiner, Art Unit 3733	

Applicant is reminded that a complete written statement as to the substance of the interview must be made of record in the application file. It is the applicants responsibility to provide the written statement, unless the interview was initiated by the Examiner and the Examiner has indicated that a written summary will be provided. See MPEP 713.04
Please further see:
MPEP 713.04
Title 37 Code of Federal Regulations (CFR) § 1.133 Interviews, paragraph (b)
37 CFR § 1.2 Business to be transacted in writing

Applicant recordation instructions: The formal written reply to the last Office action must include the substance of the interview. (See MPEP section 713.04). If a reply to the last Office action has already been filed, applicant is given a non-extendable period of the longer of one month or thirty days from this interview date, or the mailing date of this interview summary form, whichever is later, to file a statement of the substance of the interview.

Examiner recordation instructions: Examiners must summarize the substance of any interview of record. A complete and proper recordation of the substance of an interview should include the items listed in MPEP 713.04 for complete and proper recordation including the identification of the general thrust of each argument or issue discussed, a general indication of any other pertinent matters discussed regarding patentability and the general results or outcome of the interview, to include an indication as to whether or not agreement was reached on the issues raised.

UNITED STATES PATENT AND TRADEMARK OFFICE

USPTO Automated Interview Request (AIR)

Jul 22 2020

This paper requesting to schedule and/or conduct an interview is appropriate because:

This submission is requested to be accepted as an authorization for this interview to communicate via the internet. Recognizing that Internet communications are not secure, I hereby authorize the USPTO to communicate with the undersigned concerning scheduling of the interview via video conference, instant messaging, or electronic mail, and to conduct the interview in accordance with office practice including video conferencing.

Name(s):
Jane Du

S-signature:
/Jane Du/

Registration Number:
65844

U.S. Application Number:
14551783

Confirmation Number:
6509

E-mail Address:
jdu@mayborngroup.com

Phone Number:
+1 2145385342

Proposed Time of Interview:
7-28-2020 2:00 PM ET

Alternative Proposed Time(s) of Interview:
7-29-2020 2:00 PM ET

Alternative Proposed Time(s) of Interview:
7-30-2020 10:00 AM ET

Prefered Interview Type:
Telephonic

I am the applicant or applicant's representative for this application.

Topic for Discussion:
Non-Final Office Action dated May 5, 2020

uspto UNITED STATES PATENT AND TRADEMARK OFFICE

UNITED STATES PATENT AND TRADEMARK OFFICE

UNITED STATES DEPARTMENT OF COMMERCE
United States Patent and Trademark Office
Address: COMMISSIONER FOR PATENTS
P.O. Box 1450
Alexandria, Virginia 22313-1450
www.uspto.gov

APPLICATION NUMBER	FILING OR 371(C) DATE	FIRST NAMED APPLICANT	ATTY. DOCKET NO./TITLE
14/551,783	11/24/2014	Arnold Rees	40395-0012003

CONFIRMATION NO. 6509

IMPROPER CFR REQUEST

165989
FISH & RICHARDSON P.C.
(Mayborn Group Limited)
P.O. BOX 1022
MINNEAPOLIS, MN 55440-1022

OC000000118620575

Date Mailed: 07/22/2020

RESPONSE TO REQUEST FOR CORRECTED FILING RECEIPT

Continuity, Priority Claims, Petitions, and Non-Publication Requests

In response to your request for a corrected Filing Receipt, the Office is unable to comply with your request because:

- The filing date of a parent application cannot be changed by this request. A petition to correct the filing date in the parent application is required.

Questions about the contents of this notice and the requirements it sets forth should be directed to the Office of Data Management, Application Assistance Unit, at **(571) 272-4000** or **(571) 272-4200** or **1-888-786-0101**.

/byemane/

Nanobebe US Inc., Ex. 1002, Page 83
Nanobebe US Inc. v. Mayborn (UK) Limited et al.

UPDATED ADS **Application Data Sheet 37 CFR 1.76**	Attorney Docket Number	~~JM-4.2~~ 40395-0012003
	Application Number	14/551,783
Title of Invention	Baby Bottle With Flexible Nipple Regions	

The application data sheet is part of the provisional or nonprovisional application for which it is being submitted. The following form contains the bibliographic data arranged in a format specified by the United States Patent and Trademark Office as outlined in 37 CFR 1.76.

Domestic Benefit/National Stage Information:

This section allows for the applicant to either claim benefit under 35 U.S.C. 119(e), 120, 121, or 365(c) or indicate National Stage entry from a PCT application. Providing this information in the application data sheet constitutes the specific reference required by 35 U.S.C. 119(e) or 120, and 37 CFR 1.78.
When referring to the current application, please leave the "Application Number" field blank.

Prior Application Status	Patented				
Application Number	Continuity Type	Prior Application Number	Filing Date **(YYYY-MM-DD)**	Patent Number	Issue Date **(YYYY-MM-DD)**
14551783	Continuation of	13364557	2012-02-02	8910810	2014-12-16
Prior Application Status	Patented				
Application Number	Continuity Type	Prior Application Number	Filing Date **(YYYY-MM-DD)**	Patent Number	**Issue Date (YYYY-MM-DD)**
13364557	Continuation of	11630864	~~**2007-09-20**~~ **2006-12-22**	8181800	2012-05-22
Prior Application Status					
Application Number	Continuity Type	Prior Application Number	Filing or 371(c) Date **(YYYY-MM-DD)**		
11630864	a 371 of International	PCT/GB2005/002532	2005-06-29		

Signature:

A signature of the applicant or representative is required in accordance with 37 CFR 1.33 and 10.18. Please see 37 CFR 1.4(d) for the form of the signature.

Signature	/Joshua A. Griswold/			Date (**YYYY-MM-DD**)	~~2020-03-03~~ 2020-07-20
First Name	Joshua A.	Last Name	Griswold	Registration Number	46,310

100167790.doc

Electronic Acknowledgement Receipt

EFS ID:	40048691
Application Number:	14551783
International Application Number:	
Confirmation Number:	6509
Title of Invention:	Baby Bottle With Flexible Nipple Regions
First Named Inventor/Applicant Name:	Arnold Rees
Customer Number:	165989
Filer:	Joshua A. Griswold/Monica Gamez
Filer Authorized By:	Joshua A. Griswold
Attorney Docket Number:	40395-0012003
Receipt Date:	20-JUL-2020
Filing Date:	24-NOV-2014
Time Stamp:	15:02:19
Application Type:	Utility under 35 USC 111(a)

Payment information:

Submitted with Payment	no

File Listing:

Document Number	Document Description	File Name	File Size(Bytes)/ Message Digest	Multi Part /.zip	Pages (if appl.)
1	Request for Corrected Filing Receipt	40395-0012003_Request.pdf	47919 b18598f20ceccd97c91d12cf43459882899b01c4	no	1

Warnings:

Information:					
2	Application Data Sheet	40395-0012003_CorrectedADS.pdf	75578 982c0080d628174ac0a854486be6929c9845f6e8	no	1
Warnings:					
Information:					
This is not an USPTO supplied ADS fillable form					
3	Miscellaneous Incoming Letter	40395-0012003_FilingReceipt.pdf	210278 860277f0f016d687ed56b097e8d469358eb7f8df	no	4
Warnings:					
Information:					
		Total Files Size (in bytes):	333775		

This Acknowledgement Receipt evidences receipt on the noted date by the USPTO of the indicated documents, characterized by the applicant, and including page counts, where applicable. It serves as evidence of receipt similar to a Post Card, as described in MPEP 503.

New Applications Under 35 U.S.C. 111

If a new application is being filed and the application includes the necessary components for a filing date (see 37 CFR 1.53(b)-(d) and MPEP 506), a Filing Receipt (37 CFR 1.54) will be issued in due course and the date shown on this Acknowledgement Receipt will establish the filing date of the application.

National Stage of an International Application under 35 U.S.C. 371

If a timely submission to enter the national stage of an international application is compliant with the conditions of 35 U.S.C. 371 and other applicable requirements a Form PCT/DO/EO/903 indicating acceptance of the application as a national stage submission under 35 U.S.C. 371 will be issued in addition to the Filing Receipt, in due course.

New International Application Filed with the USPTO as a Receiving Office

If a new international application is being filed and the international application includes the necessary components for an international filing date (see PCT Article 11 and MPEP 1810), a Notification of the International Application Number and of the International Filing Date (Form PCT/RO/105) will be issued in due course, subject to prescriptions concerning national security, and the date shown on this Acknowledgement Receipt will establish the international filing date of the application.

IN THE UNITED STATES PATENT AND TRADEMARK OFFICE

First Named Inventor	:	Arnold Rees	Art Unit	:	3733
Application No.	:	14/551,783	Examiner	:	Andrew Thomas Kirsch
Filed	:	November 24, 2014	Conf. No.	:	6509
Title	:	BABY BOTTLE WITH FLEXIBLE NIPPLE REGIONS			

Commissioner for Patents
P.O. Box 1450
Alexandria, VA 22313-1450

REQUEST FOR CORRECTED OFFICIAL FILING RECEIPT

Please correct the Filing Receipt for the above-referenced application to correct a typographical error in the priority. An updated copy of the Application Data Sheet showing the correction is enclosed.

Please supply a corrected Filing Receipt to the undersigned with respect to this application. A copy of the original Filing Receipt showing the desired changes is attached for your convenience.

No fee is believed to be due. If, however, there are any necessary charges or credits, please apply them to Deposit Account No. 06-1050, referencing the above attorney docket number.

Respectfully submitted,

Date: July 20, 2020

/Joshua A. Griswold/
Joshua A. Griswold
Reg. No. 46,310

Customer Number
Fish & Richardson P.C.
Telephone: (214) 747-5070
Facsimile: (877) 769-7945

100167825.doc

UNITED STATES PATENT AND TRADEMARK OFFICE

UNITED STATES DEPARTMENT OF COMMERCE
United States Patent and Trademark Office
Address: COMMISSIONER FOR PATENTS
P.O. Box 1450
Alexandria, Virginia 22313-1450
www.uspto.gov

APPLICATION NUMBER	FILING or 371(c) DATE	GRP ART UNIT	FIL FEE REC'D	ATTY.DOCKET.NO	TOT CLAIMS	IND CLAIMS
14/551,783	11/24/2014	3733	1740	JM-4.2	17	3

CONFIRMATION NO. 6509

CORRECTED FILING RECEIPT

165989
FISH & RICHARDSON P.C.
(Mayborn Group Limited)
P.O. BOX 1022
MINNEAPOLIS, MN 55440-1022

OC000000113213448

Date Mailed: 03/06/2020

Receipt is acknowledged of this non-provisional utility patent application. The application will be taken up for examination in due course. Applicant will be notified as to the results of the examination. Any correspondence concerning the application must include the following identification information: the U.S. APPLICATION NUMBER, FILING DATE, NAME OF FIRST INVENTOR, and TITLE OF INVENTION. Fees transmitted by check or draft are subject to collection.

Please verify the accuracy of the data presented on this receipt. If an error is noted on this Filing Receipt, please submit a written request for a corrected Filing Receipt, including a properly marked-up ADS showing the changes with strike-through for deletions and underlining for additions. If you received a "Notice to File Missing Parts" or other Notice requiring a response for this application, please submit any request for correction to this Filing Receipt with your reply to the Notice. When the USPTO processes the reply to the Notice, the USPTO will generate another Filing Receipt incorporating the requested corrections provided that the request is grantable.

Inventor(s)

Arnold Rees, Newcastle Upon Tyne, UNITED KINGDOM;
Ian Webb, London, UNITED KINGDOM;
Mark Armstrong, Wales, UNITED KINGDOM;
Tom Cotton, London, UNITED KINGDOM;

Applicant(s)

Mayborn (UK) Limited, New Castle Upton Type, UNITED KINGDOM;

Assignment For Published Patent Application

Jackel International Limited, Northumberland, UNITED KINGDOM

Power of Attorney: The patent practitioners associated with Customer Number 165989

Domestic Priority data as claimed by applicant

This application is a CON of 13/364,557 02/02/2012 PAT 8910810
which is a CON of 11/630,864 ~~09/20/2007~~ PAT 8181800 * 12/22/2006
which is a 371 of PCT/GB2005/002532 06/29/2005
(*)Data provided by applicant is not consistent with PTO records.

Foreign Applications (You may be eligible to benefit from the **Patent Prosecution Highway** program at the USPTO. Please see http://www.uspto.gov for more information.)
UNITED KINGDOM 2004/14560.3 06/29/2004 No Access Code Provided
UNITED KINGDOM 2005/02599.4 02/08/2005 No Access Code Provided

Nanobebe US Inc., Ex. 1002, Page 88
Nanobebe US Inc. v. Mayborn (UK) Limited et al.

Permission to Access Application via Priority Document Exchange: No

Permission to Access Search Results: No

Applicant may provide or rescind an authorization for access using Form PTO/SB/39 or Form PTO/SB/69 as appropriate.

Request to Retrieve - This application either claims priority to one or more applications filed in an intellectual property Office that participates in the Priority Document Exchange (PDX) program or contains a proper **Request to Retrieve Electronic Priority Application(s)** (PTO/SB/38 or its equivalent). Consequently, the USPTO will attempt to electronically retrieve these priority documents.

If Required, Foreign Filing License Granted: 01/27/2016

The country code and number of your priority application, to be used for filing abroad under the Paris Convention, is **US 14/551,783**

Projected Publication Date: Not Applicable

Non-Publication Request: No

Early Publication Request: No

Title

Baby Bottle With Flexible Nipple Regions

Preliminary Class

215

Statement under 37 CFR 1.55 or 1.78 for AIA (First Inventor to File) Transition Applications: No

PROTECTING YOUR INVENTION OUTSIDE THE UNITED STATES

Since the rights granted by a U.S. patent extend only throughout the territory of the United States and have no effect in a foreign country, an inventor who wishes patent protection in another country must apply for a patent in a specific country or in regional patent offices. Applicants may wish to consider the filing of an international application under the Patent Cooperation Treaty (PCT). An international (PCT) application generally has the same effect as a regular national patent application in each PCT-member country. The PCT process **simplifies** the filing of patent applications on the same invention in member countries, but **does not result** in a grant of "an international patent" and does not eliminate the need of applicants to file additional documents and fees in countries where patent protection is desired.

Almost every country has its own patent law, and a person desiring a patent in a particular country must make an application for patent in that country in accordance with its particular laws. Since the laws of many countries differ in various respects from the patent law of the United States, applicants are advised to seek guidance from specific foreign countries to ensure that patent rights are not lost prematurely.

Applicants also are advised that in the case of inventions made in the United States, the Director of the USPTO must issue a license before applicants can apply for a patent in a foreign country. The filing of a U.S. patent application serves as a request for a foreign filing license. The application's filing receipt contains further information and guidance as to the status of applicant's license for foreign filing.

Nanobebe US Inc., Ex. 1002, Page 89
Nanobebe US Inc. v. Mayborn (UK) Limited et al.

Applicants may wish to consult the USPTO booklet, "General Information Concerning Patents" (specifically, the section entitled "Treaties and Foreign Patents") for more information on timeframes and deadlines for filing foreign patent applications. The guide is available either by contacting the USPTO Contact Center at 800-786-9199, or it can be viewed on the USPTO website at http://www.uspto.gov/web/offices/pac/doc/general/index.html.

For information on preventing theft of your intellectual property (patents, trademarks and copyrights), you may wish to consult the U.S. Government website, http://www.stopfakes.gov. Part of a Department of Commerce initiative, this website includes self-help "toolkits" giving innovators guidance on how to protect intellectual property in specific countries such as China, Korea and Mexico. For questions regarding patent enforcement issues, applicants may call the U.S. Government hotline at 1-866-999-HALT (1-866-999-4258).

LICENSE FOR FOREIGN FILING UNDER

Title 35, United States Code, Section 184

Title 37, Code of Federal Regulations, 5.11 & 5.15

GRANTED

The applicant has been granted a license under 35 U.S.C. 184, if the phrase "IF REQUIRED, FOREIGN FILING LICENSE GRANTED" followed by a date appears on this form. Such licenses are issued in all applications where the conditions for issuance of a license have been met, regardless of whether or not a license may be required as set forth in 37 CFR 5.15. The scope and limitations of this license are set forth in 37 CFR 5.15(a) unless an earlier license has been issued under 37 CFR 5.15(b). The license is subject to revocation upon written notification. The date indicated is the effective date of the license, unless an earlier license of similar scope has been granted under 37 CFR 5.13 or 5.14.

This license is to be retained by the licensee and may be used at any time on or after the effective date thereof unless it is revoked. This license is automatically transferred to any related applications(s) filed under 37 CFR 1.53(d). This license is not retroactive.

The grant of a license does not in any way lessen the responsibility of a licensee for the security of the subject matter as imposed by any Government contract or the provisions of existing laws relating to espionage and the national security or the export of technical data. Licensees should apprise themselves of current regulations especially with respect to certain countries, of other agencies, particularly the Office of Defense Trade Controls, Department of State (with respect to Arms, Munitions and Implements of War (22 CFR 121-128)); the Bureau of Industry and Security, Department of Commerce (15 CFR parts 730-774); the Office of Foreign AssetsControl, Department of Treasury (31 CFR Parts 500+) and the Department of Energy.

NOT GRANTED

No license under 35 U.S.C. 184 has been granted at this time, if the phrase "IF REQUIRED, FOREIGN FILING LICENSE GRANTED" DOES NOT appear on this form. Applicant may still petition for a license under 37 CFR 5.12, if a license is desired before the expiration of 6 months from the filing date of the application. If 6 months has lapsed from the filing date of this application and the licensee has not received any indication of a secrecy order under 35 U.S.C. 181, the licensee may foreign file the application pursuant to 37 CFR 5.15(b).

Nanobebe US Inc., Ex. 1002, Page 90
Nanobebe US Inc. v. Mayborn (UK) Limited et al.

SelectUSA

The United States represents the largest, most dynamic marketplace in the world and is an unparalleled location for business investment, innovation, and commercialization of new technologies. The U.S. offers tremendous resources and advantages for those who invest and manufacture goods here. Through SelectUSA, our nation works to promote and facilitate business investment. SelectUSA provides information assistance to the international investor community; serves as an ombudsman for existing and potential investors; advocates on behalf of U.S. cities, states, and regions competing for global investment; and counsels U.S. economic development organizations on investment attraction best practices. To learn more about why the United States is the best country in the world to develop technology, manufacture products, deliver services, and grow your business, visit http://www.SelectUSA.gov or call +1-202-482-6800.

Nanobebe US Inc., Ex. 1002, Page 91
Nanobebe US Inc. v. Mayborn (UK) Limited et al.

UNITED STATES PATENT AND TRADEMARK OFFICE

UNITED STATES DEPARTMENT OF COMMERCE
United States Patent and Trademark Office
Address: COMMISSIONER FOR PATENTS
P.O. Box 1450
Alexandria, Virginia 22313-1450
www.uspto.gov

APPLICATION NO.	FILING DATE	FIRST NAMED INVENTOR	ATTORNEY DOCKET NO.	CONFIRMATION NO.
14/551,783	11/24/2014	Arnold Rees	40395-0012003	6509

165989 7590 05/05/2020

FISH & RICHARDSON P.C.
(Mayborn Group Limited)
P.O. BOX 1022
MINNEAPOLIS, MN 55440-1022

EXAMINER	
KIRSCH, ANDREW THOMAS	

ART UNIT	PAPER NUMBER
3733	

NOTIFICATION DATE	DELIVERY MODE
05/05/2020	ELECTRONIC

Please find below and/or attached an Office communication concerning this application or proceeding.

The time period for reply, if any, is set in the attached communication.

Notice of the Office communication was sent electronically on above-indicated "Notification Date" to the following e-mail address(es):

PATDOCTC@fr.com

Nanobebe US Inc., Ex. 1002, Page 92
Nanobebe US Inc. v. Mayborn (UK) Limited et al.

Office Action Summary	Application No. 14/551,783	Applicant(s) Rees et al.	
	Examiner ANDREW T KIRSCH	Art Unit 3733	AIA (FITF) Status No

-- The MAILING DATE of this communication appears on the cover sheet with the correspondence address --

Period for Reply

A SHORTENED STATUTORY PERIOD FOR REPLY IS SET TO EXPIRE 3 MONTHS FROM THE MAILING DATE OF THIS COMMUNICATION.

- Extensions of time may be available under the provisions of 37 CFR 1.136(a). In no event, however, may a reply be timely filed after SIX (6) MONTHS from the mailing date of this communication.
- If NO period for reply is specified above, the maximum statutory period will apply and will expire SIX (6) MONTHS from the mailing date of this communication.
- Failure to reply within the set or extended period for reply will, by statute, cause the application to become ABANDONED (35 U.S.C. § 133). Any reply received by the Office later than three months after the mailing date of this communication, even if timely filed, may reduce any earned patent term adjustment. See 37 CFR 1.704(b).

Status

1)☑ Responsive to communication(s) filed on 2/10/2020.

☐ A declaration(s)/affidavit(s) under **37 CFR 1.130(b)** was/were filed on _____.

2a)☐ This action is **FINAL.** 2b) ☑ This action is non-final.

3)☐ An election was made by the applicant in response to a restriction requirement set forth during the interview on _____; the restriction requirement and election have been incorporated into this action.

4)☐ Since this application is in condition for allowance except for formal matters, prosecution as to the merits is closed in accordance with the practice under *Ex parte Quayle*, 1935 C.D. 11, 453 O.G. 213.

Disposition of Claims*

5) ☑ Claim(s) 2-8 and 14-26 is/are pending in the application.

5a) Of the above claim(s) _____ is/are withdrawn from consideration.

6) ☐ Claim(s) _____ is/are allowed.

7) ☑ Claim(s) 2-8 and 14-26 is/are rejected.

8) ☐ Claim(s) _____ is/are objected to.

9) ☐ Claim(s) _____ are subject to restriction and/or election requirement

* If any claims have been determined allowable, you may be eligible to benefit from the **Patent Prosecution Highway** program at a participating intellectual property office for the corresponding application. For more information, please see http://www.uspto.gov/patents/init_events/pph/index.jsp or send an inquiry to **PPHfeedback@uspto.gov.**

Application Papers

10)☐ The specification is objected to by the Examiner.

11)☑ The drawing(s) filed on 11/24/2014 is/are: a)☑ accepted or b)☐ objected to by the Examiner.

Applicant may not request that any objection to the drawing(s) be held in abeyance. See 37 CFR 1.85(a).

Replacement drawing sheet(s) including the correction is required if the drawing(s) is objected to. See 37 CFR 1.121(d).

Priority under 35 U.S.C. § 119

12)☑ Acknowledgment is made of a claim for foreign priority under 35 U.S.C. § 119(a)-(d) or (f).

Certified copies:

a)☑ All b)☐ Some** c)☐ None of the:

1.☑ Certified copies of the priority documents have been received.

2.☐ Certified copies of the priority documents have been received in Application No. _____.

3.☐ Copies of the certified copies of the priority documents have been received in this National Stage application from the International Bureau (PCT Rule 17.2(a)).

** See the attached detailed Office action for a list of the certified copies not received.

Attachment(s)

1) ☑ Notice of References Cited (PTO-892)

2) ☐ Information Disclosure Statement(s) (PTO/SB/08a and/or PTO/SB/08b) Paper No(s)/Mail Date _____.

3) ☐ Interview Summary (PTO-413) Paper No(s)/Mail Date _____.

4) ☐ Other: _____.

Nanobebe US Inc., Ex. 1002, Page 93
Nanobebe US Inc. v. Mayborn (UK) Limited et al.

Notice of Pre-AIA or AIA Status

1. The present application is being examined under the pre-AIA first to invent provisions.

2. The amendments filed 2/10/2020 have been entered.

Specification

3. The disclosure is objected to because of the following informalities: lip valve is referred to as number 123 and 124. Element number 124 is also used to refer to a "slit valve". Element number 30 is used to denote a soother and a collar. The Collar is referred to by element numbers 30 and 130.

The disclosure fails to support Claim 21 which recites two vent passages through the domed portion. However, the disclosure as originally filed does not support an additional vent passage (specification at page 9, lines 16-27).

Appropriate correction is required.

Drawings

1. The drawings are objected to under 37 CFR 1.83(a). The drawings must show every feature of the invention specified in the claims. Therefore, the two vent passages in the domed portion of claim 21 must be shown or the feature(s) canceled from the claim(s). No new matter should be entered.

Corrected drawing sheets in compliance with 37 CFR 1.121(d) are required in reply to the Office action to avoid abandonment of the application. Any amended replacement drawing sheet should include all of the figures appearing on the immediate

prior version of the sheet, even if only one figure is being amended. The figure or figure number of an amended drawing should not be labeled as "amended." If a drawing figure is to be canceled, the appropriate figure must be removed from the replacement sheet, and where necessary, the remaining figures must be renumbered and appropriate changes made to the brief description of the several views of the drawings for consistency. Additional replacement sheets may be necessary to show the renumbering of the remaining figures. Each drawing sheet submitted after the filing date of an application must be labeled in the top margin as either "Replacement Sheet" or "New Sheet" pursuant to 37 CFR 1.121(d). If the changes are not accepted by the examiner, the applicant will be notified and informed of any required corrective action in the next Office action. The objection to the drawings will not be held in abeyance.

Claim Rejections - 35 USC § 112

4. The following is a quotation of 35 U.S.C. 112(b):

> (b) CONCLUSION.—The specification shall conclude with one or more claims particularly pointing out and distinctly claiming the subject matter which the inventor or a joint inventor regards as the invention.

The following is a quotation of 35 U.S.C. 112 (pre-AIA), second paragraph:

> The specification shall conclude with one or more claims particularly pointing out and distinctly claiming the subject matter which the applicant regards as his invention.

5. Claim 19 is rejected under 35 U.S.C. 112(b) or 35 U.S.C. 112 (pre-AIA), second paragraph, as being indefinite for failing to particularly point out and distinctly claim the subject matter which the inventor or a joint inventor, or for pre-AIA the applicant regards as the invention.

6. Claim 19 recites the limitation "the inner edge of the collar" in part d. There is insufficient antecedent basis for this limitation in the claim.

Claim Rejections - 35 USC § 103

7. The following is a quotation of pre-AIA 35 U.S.C. 103(a) which forms the basis for all obviousness rejections set forth in this Office action:

> (a) A patent may not be obtained though the invention is not identically disclosed or described as set forth in section 102, if the differences between the subject matter sought to be patented and the prior art are such that the subject matter as a whole would have been obvious at the time the invention was made to a person having ordinary skill in the art to which said subject matter pertains. Patentability shall not be negatived by the manner in which the invention was made.

8. The factual inquiries set forth in *Graham v. John Deere Co.*, 383 U.S. 1, 148 USPQ 459 (1966), that are applied for establishing a background for determining obviousness under pre-AIA 35 U.S.C. 103(a) are summarized as follows:

1. Determining the scope and contents of the prior art.

2. Ascertaining the differences between the prior art and the claims at issue.

3. Resolving the level of ordinary skill in the pertinent art.

4. Considering objective evidence present in the application indicating obviousness or nonobviousness.

9. Claims 18, 2-8, 16-17 and 20-23 is/are rejected under pre-AIA 35 U.S.C. 103(a) as being unpatentable over US patent No. 1,672,734 (Reilly, hereinafter) in view of US Patent No. 5,784,999 (Larson et al. hereinafter).

10. In re claim 18, Reilly discloses: A feeding bottle comprising: a) a vessel having: an open top (top of neck 2) with a first diameter, and a body (1) with a second diameter (see Fig. 3 below), the body being connected with the open top, and the first diameter of the open top being less than the second diameter of the body (see Fig. 3 below); b) a collar having (5): an internally threaded cylindrical portion (at 4), and a downwardly

domed peripheral portion surrounding and extending from the cylindrical portion, c) a nipple (6) having: a teat portion having a variable wall thickness (above 7, see Fig. 2) including an aperture, a base portion having a wall thickness in a domed configuration, an areola portion between the teat portion and the base portion, a cylindrical flange depending from the base portion (see Fig. 3 below), the flange being arranged to seal with the vessel (at 24/25); d) the nipple being secured to the collar by sealingly capturing an inner edge of the collar (22) between the base portion and the flange (at 24); and, e) the nipple being secured to the vessel by capturing the flange of the nipple (at 24) between the collar (at 22) and the open top of the vessel (top of 2).

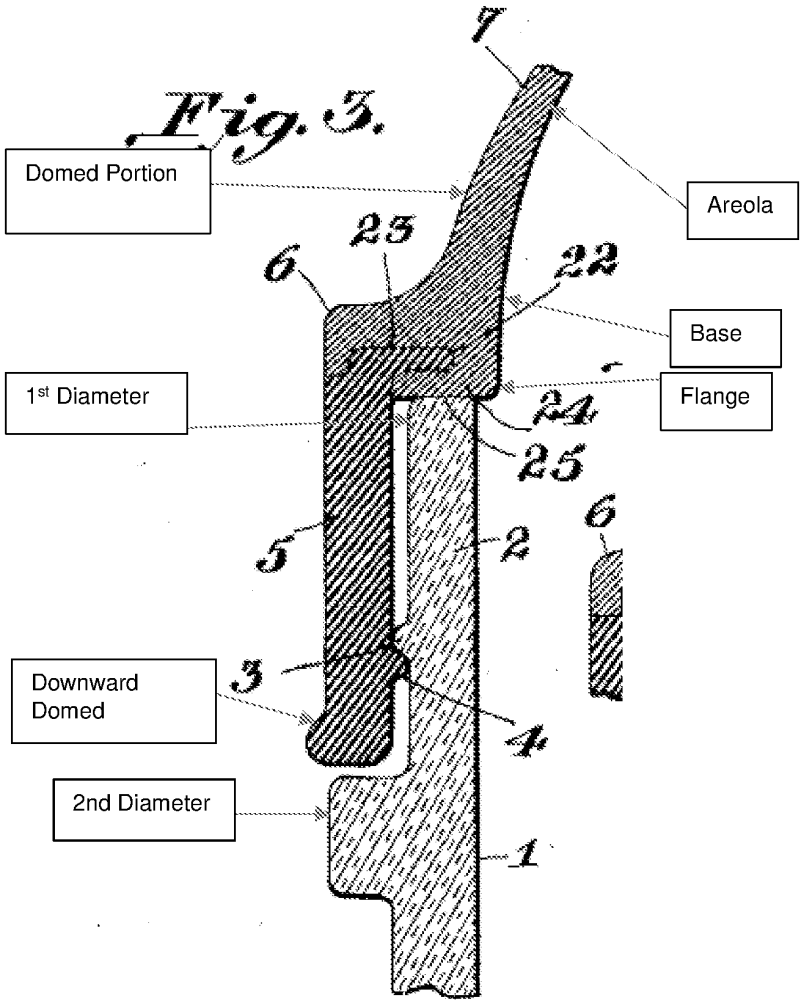

11. Reilly fails to disclose a vent passage extending through the domed portion of the base portion with a length not to extend past the collar and spaced inwardly from the collar, and a valve portion in communication with the vent passage and projecting downwardly from the flange.

12. However, with reference to Fig. 1, Larson et al. discloses a nipple for a baby bottle including a vent passage (13) extending through a domed portion of a base portion (47) with a length not to extend past the collar (see Fig. 5) and spaced inwardly

from the collar, a valve portion (25) in communication with the vent passage and projecting downwardly from a flange (48).

13. Therefore, it would have been obvious to one of ordinary skill in the art at the time of the invention to have modified Reilly to have included the vent/valve of Larson et al. as an obvious upgrading of the performance of the nipple to allow air into the bottle during consumption and prevent creation of a vacuum which would collapse the nipple (Larson et al. column 6, lines 1-20), noting that in combination, the vent passage may extend “to” the collar, but would not extend “past” the collar, as the passage of Larson et al. terminates just below the domed portion and inwards of where a neck would be received.

14. In re claim 2, Reilly in view of Larson et al. disclose the claimed invention including wherein the vessel has two indentations (above and below the second diameter in Fig. 3 above).

15. In re claim 3, Reilly in view of Larson et al. disclose the claimed invention including wherein the flange forms a rubber sealing ring sealing against the top of the vessel (see Fig. 3 above).

16. Reilly fails to disclose that the rubber is an elastomer.

17. However, Larson et al. further discloses that the teat is made of elastomer (column 1, lines 17-20, and claim 1).

18. It would have been obvious to one having ordinary skill in the art at the time the invention was made to have utilized the elastic/elastomer as the rubber, since it has been held to be within the general skill of a worker in the art to select a known material on the basis of its suitability for the intended use as a matter of obvious design

choice. *MPEP 2144.07*. Please note that in the instant application, page 7 applicant has not disclosed any criticality for the claimed limitations.

19. In re claim 4, Reilly in view of Larson et al. disclose the claimed invention including wherein the open top of the vessel comprises a vessel neck (at 2).

20. In re claim 5, Reilly in view of Larson et al. disclose the claimed invention including wherein the open top of the vessel comprises an outwardly threaded vessel neck (at 2/3).

21. In re claim 6, Reilly in view of Larson et al. disclose the claimed invention including wherein the internally threaded cylindrical portion of the collar is sized to mate with the open top of the vessel (see Fig. 3 above).

22. In re claim 7, Reilly in view of Larson et al. disclose the claimed invention including wherein the collar comprises a hard material (Reilly lines 89-98), but not specifically polypropylene.

23. However, it would have been obvious to one having ordinary skill in the art at the time the invention was made to have utilized a widely known and used plastic in the art of closures such as polypropylene as the hard material for the collar, since it has been held to be within the general skill of a worker in the art to select a known material on the basis of its suitability for the intended use as a matter of obvious design choice. *MPEP 2144.07*. Please note that in the instant application, page 7 applicant has not disclosed any criticality for the claimed limitations.

24. In re claim 8, Reilly in view of Larson et al. disclose the claimed invention including wherein the air valve is a one-way air-inlet valve (column 2, lines 35-40).

25. In re claim 16, Reilly in view of Larson et al. disclose the claimed invention including wherein the nipple walls decrease in thickness from the base portion through to the teat portion (see Fig. 3 above).

26. In re claim 17, Reilly in view of Larson et al. disclose the claimed invention including wherein the air valve is located below a top edge of the collar (see Fig. 5 of Larson et al.).

27. In re claim 20, Reilly in view of Larson et al. discloses: A feeding bottle comprising:a) a vessel having an open top, b) a collar having: an internally threaded cylindrical portion, and a downwardly domed peripheral portion surrounding and extending from the cylindrical portion, c) the nipple having: a teat portion having a variable wall thickness including an aperture, a base portion having a wall thickness in a domed configuration, an areola portion between the teat portion and the base portion, a cylindrical flange depending from the base portion, a vent passage extending through the domed portion of the base portion with a length not to extend past the collar and spaced inwardly from the collar, and a valve portion in communication with the vent passage and projecting downwardly from the flange, the flange being arranged to seal with the vessel (as in re claim 18 above); d) the nipple being secured to the collar by sealingly capturing an inner edge of the collar between the base portion and the flange; and, e) the nipple being secured to the vessel by capturing the flange of the nipple between the collar and the open top of the vessel (as in re claim 18 above) .

28. In re claim 21, Reilly in view of Larson et al. discloses the claimed invention except wherein the nipple has at least two vent passages extending through the domed portion of the base.

29. However, it would have been obvious to one having ordinary skill in the art at the time the invention was made to have duplicated the number of vents/valves in the nipple, since it has been held that mere duplication of the essential working parts of a device involves only routine skill in the art. *In re Harza*, 274 F.2d 669, 124 USPQ 378 (CCPA 1960). Please note that in the instant application, page 9 lines 16-27, applicant has not disclosed any criticality for the claimed limitations.

30. In re claim 22, Reilly in view of Larson et al. discloses the claimed invention including wherein the open top of the vessel comprises an outwardly threaded vessel neck at 3, see Reilly Fig. 3).

31. In re claim 23, Reilly in view of Larson et al. discloses the claimed invention including wherein the air valve is a one-way air-inlet valve (column 2, lines 40-47).

32. Claims 14, 15, 19, and 24 are rejected under pre-AIA 35 U.S.C. 103(a) as being unpatentable over Reilly in view of Larson et al. as applied to claims 18 and 20 above, and further in view of US Patent No. 7,134,564 (Verbovszky hereinafter).

33. In re claim 14, Reilly in view of Larson et al. disclose the claimed invention including wherein an outer surface of the areola portion has a second texture (smooth).

34. Reilly in view of Larson et al. fails to disclose wherein an outer surface of the teat portion has a first texture (different from the first texture).

35. However, with reference to the figs. below, Verbovszky discloses a teat (24) with a first texture (32).

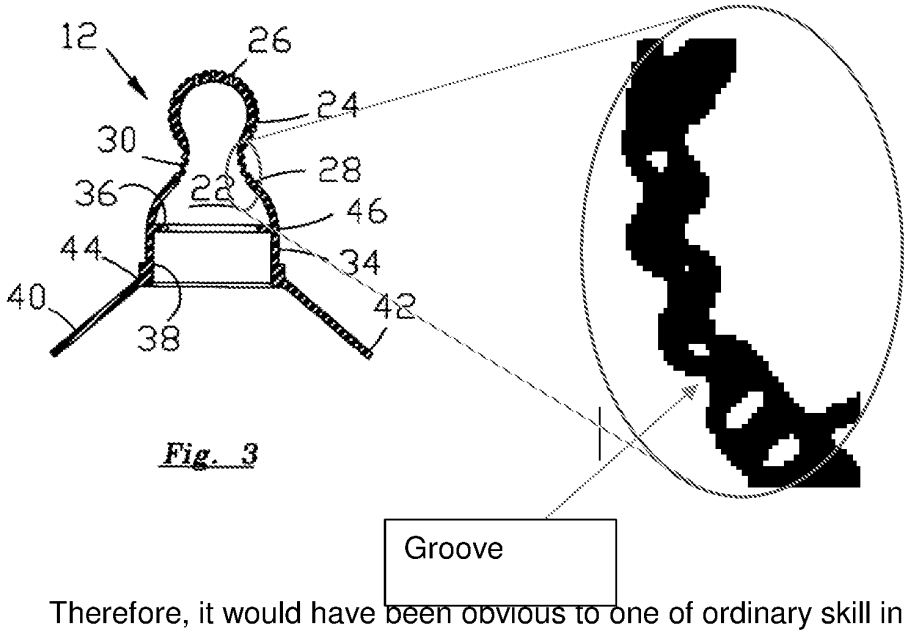

Fig. 3

36. Therefore, it would have been obvious to one of ordinary skill in the art at the time of the invention to have provided a texture to the teat such as taught by Verbozszky for the purposes of enticing a baby to drink from the bottle by simulating a human nipple (Verbovszky column 2, lines 45-46), the texture being different from the smooth texture of the remaining portions of Reilly in view of Larson et al.

37. In re claim 15, Reilly in view of Larson et al. and Verbovszky disclose the claimed invention except wherein an inner surface of the areola portion has a groove extending circumferentially.

38. However, Verbovszky discloses ribs (30) located at an upper portion of an areola portion.

39. Therefore, it would have been obvious to one of ordinary skill in the art at the time of the invention to have provided the shape of the upper portion of the areola with ribs as taught by Verbovszky in order to “define a region of smaller diameter than the terminal end and the frustum portion which helps to isolate the terminal end relative to

the frustum portion. The ribs provide an area for the infant's lips to engage to help the first portion of the cap conform to the shape of the infant's mouth".

40. In re claim 19, Reilly in view of Larson et al. and Verbovszky discloses A feeding bottle comprising: a) a vessel having: an open top with a first diameter, and a body with a second diameter, the body being connected with the open top, and the first diameter of the open top being less than the second diameter of the body; b) a collar having: an internally threaded cylindrical portion, and a downwardly domed peripheral portion surrounding and extending from the cylindrical portion, c) a nipple having: a teat portion having a variable wall thickness including an aperture, a base portion having a wall thickness in a domed configuration, an areola portion between the teat portion and the base portion, a cylindrical flange depending from the base portion, a vent passage extending through the domed portion of the base portion and spaced inwardly from the collar, and a valve portion in communication with the vent passage and projecting downwardly from the flange, the flange being arranged to seal with the vessel (as in re claim 18 above); wherein an outer surface of the teat portion has a first texture and an outer surface of the areola portion has a second, different texture (as in re claim 14 above); d) the nipple being secured to the collar by sealingly capturing the inner edge of the collar between the base portion and the flange; and, e) the nipple being secured to the vessel by capturing the flange of the nipple between the collar and the open top of the vessel (as in re claim 18 above).

41. In re claim 24, Reilly in view of Larson et al. discloses the claimed invention except wherein an inner surface of the areola portion has a groove extending circumferentially.

42. However, Verbovszky discloses ribs (30) located at an upper portion of an areola portion.

43. Therefore, it would have been obvious to one of ordinary skill in the art at the time of the invention to have provided the shape of the upper portion of the areola with ribs as taught by Verbovszky in order to "define a region of smaller diameter than the terminal end and the frustum portion which helps to isolate the terminal end relative to the frustum portion. The ribs provide an area for the infant's lips to engage to help the first portion of the cap conform to the shape of the infant's mouth".

44. Claims 25 and 26 are rejected under pre-AIA 35 U.S.C. 103(a) as being unpatentable over Reilly in view of Larson et al. as applied to claims 18 and 20 above, and further in view of US Patent No. 5,862,927 (Tebeau hereinafter).

45. In re claims 25 and 26, Reilly in view of Larson et al. disclose the claimed invention except wherein the vessel comprises an upper body having a first internal diameter and a portion below the upper body having a second, different internal diameter, or wherein the first internal diameter is greater than the second internal diameter.

46. However, with reference to the figs. 1 and 2, Tebeau discloses a baby bottle wherein the bottle has an upper body having a first internal diameter and a portion below the upper body having a second, different internal diameter, or wherein the first internal diameter is greater than the second internal diameter.

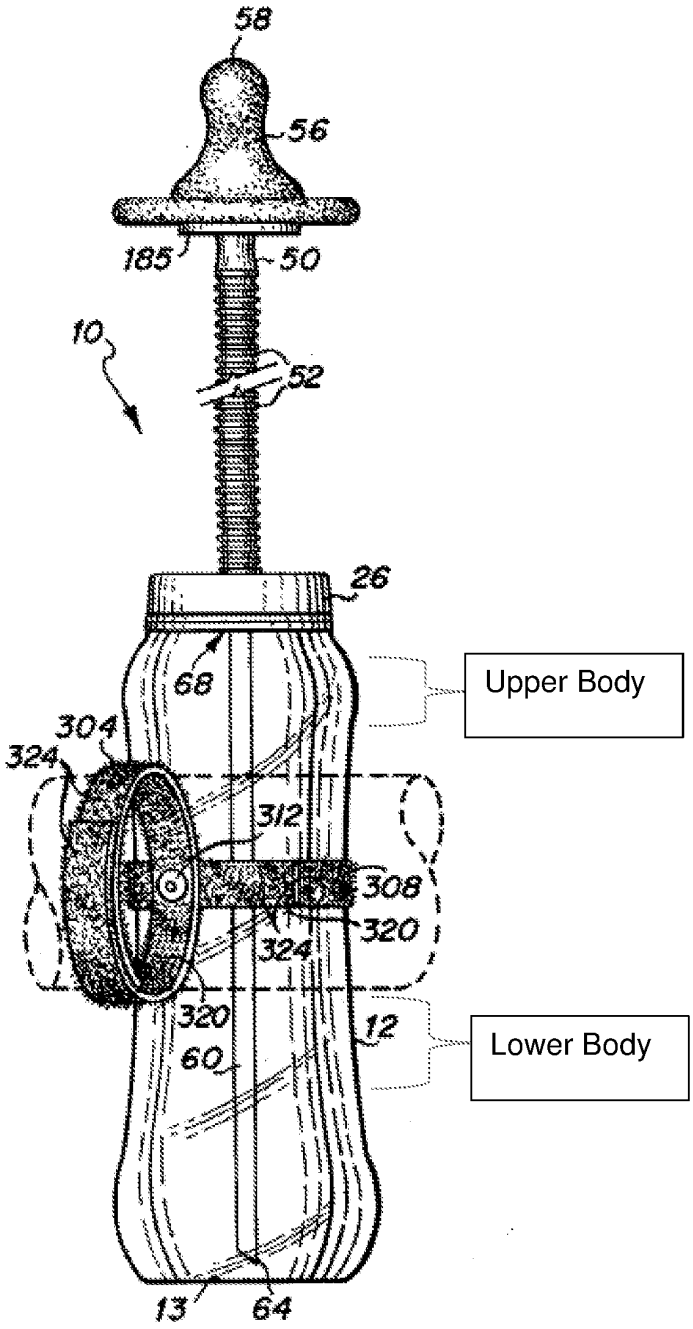
58
56
185
50
10
52
26
68
304
324
312
308
320
324
320
12
60
13
64
Upper Body
Lower Body

Fig_1

47. Therefore, it would have been obvious to one of ordinary skill in the art at the time of the invention to have shaped the bottle as claimed for the purposes of facilitating gripping by accommodating a strap around a waist shaped portion of the bottle as taught by Tebeau (column 5, lines 45-52).

Response to Arguments

48. Applicant's arguments with respect to the pending claims have been considered but are not persuasive.

49. Applicant does not present any arguments to the art used with the exception of Itzek which is no longer being used in the current non-final rejection.

Conclusion

50. Any inquiry concerning this communication or earlier communications from the examiner should be directed to ANDREW THOMAS KIRSCH whose telephone number is (571)270-5723. The examiner can normally be reached on Mon-Weds, Fri, 9a-6p EST, Thu 1p-5p EST.

Examiner interviews are available via telephone, in-person, and video conferencing using a USPTO supplied web-based collaboration tool. To schedule an interview, applicant is encouraged to use the USPTO Automated Interview Request (AIR) at http://www.uspto.gov/interviewpractice.

If attempts to reach the examiner by telephone are unsuccessful, the examiner's supervisor, Fenn Mathew can be reached on (571) 272-4978. The fax phone number for the organization where this application or proceeding is assigned is 571-273-8300.

Information regarding the status of an application may be obtained from the Patent Application Information Retrieval (PAIR) system. Status information for published applications may be obtained from either Private PAIR or Public PAIR. Status information for unpublished applications is available through Private PAIR only. For more information about the PAIR system, see http://pair-direct.uspto.gov. Should you have questions on access to the Private PAIR system, contact the Electronic Business Center (EBC) at 866-217-9197 (toll-free). If you would like assistance from a USPTO Customer Service Representative or access to the automated information system, call 800-786-9199 (IN USA OR CANADA) or 571-272-1000.

/ANDREW T KIRSCH/
Primary Examiner, Art Unit 3733

Notice of References Cited	Application/Control No. 14/551,783	Applicant(s)/Patent Under Reexamination Rees et al.	
	Examiner ANDREW T KIRSCH	Art Unit 3733	Page 1 of 1

U.S. PATENT DOCUMENTS

*		Document Number Country Code-Number-Kind Code	Date MM-YYYY	Name	CPC Classification	US Classification
*	A	US-5862927-A	01-1999	Tebeau; Jason	A61J9/00	215/11.1
	B					
	C					
	D					
	E					
	F					
	G					
	H					
	I					
	J					
	K					
	L					
	M					

FOREIGN PATENT DOCUMENTS

*		Document Number Country Code-Number-Kind Code	Date MM-YYYY	Country	Name	CPC Classification
	N					
	O					
	P					
	Q					
	R					
	S					
	T					

NON-PATENT DOCUMENTS

*		Include as applicable: Author, Title Date, Publisher, Edition or Volume, Pertinent Pages)
	U	
	V	
	W	
	X	

*A copy of this reference is not being furnished with this Office action. (See MPEP § 707.05(a).)
Dates in MM-YYYY format are publication dates. Classifications may be US or foreign.

Nanobebe US Inc., Ex. 1002, Page 109
Nanobebe US Inc. v. Mayborn (UK) Limited et al.

Search Notes	Application/Control No.	Applicant(s)/Patent Under Reexamination
	14/551,783	Rees et al.
	Examiner	Art Unit
	ANDREW T KIRSCH	3733

CPC - Searched*		
Symbol	Date	Examiner
A 61J 9/04 A 61J 11/02 A 61J 11/045, A 61J 11/04, A 61J 9/00	04/30/2020	ATK

CPC Combination Sets - Searched*		
Symbol	Date	Examiner

US Classification - Searched*			
Class	Subclass	Date	Examiner
215	11.5,11.1,396,398,11.6,276,11.4	4/28/2015	CFC

* See search history printout included with this form or the SEARCH NOTES box below to determine the scope of the search.

Search Notes		
Search Notes	Date	Examiner
Discussed application with SPE Fenn Mathew	4/28/2015	CFC
Discussed application with SPE Fenn Mathew	2/1/2016	CFC
Discussed application with SPE Fenn Mathew	12/20/2016	CFC
Inventor name search performed	7/10/217	CFC
Discussed application with SPE Fenn Mathew	7/10/2017	CFC
EAST search updated and attached	7/10/2017	CFC
EAST search updated and attached	12/10/2017	CFC
Discussed application with SPE Fenn MAthew	7/1/2018	CFC
Updated EAST Search	09/21/2019	ATK
Updated EAST Search	04/30/2020	ATK

Nanobebe US Inc., Ex. 1002, Page 110
Nanobebe US Inc. v. Mayborn (UK) Limited et al.

Search Notes	Application/Control No.	Applicant(s)/Patent Under Reexamination
	14/551,783	Rees et al.
	Examiner	Art Unit
	ANDREW T KIRSCH	3733

Interference Search			
US Class/CPC Symbol	US Subclass/CPC Group	Date	Examiner

Nanobebe US Inc., Ex. 1002, Page 111
Nanobebe US Inc. v. Mayborn (UK) Limited et al.

EAST Search History

EAST Search History (Prior Art)

Ref #	Hits	Search Query	DBs	Default Operator	Plurals	Time Stamp
L3	24	("1998646" | "20040094499" | "20040164043" | "20040188373" | "20050252875" | "20080128379" | "20100163508" | "2628616" | "2736446" | "2980113" | "4613050" | "5797505" | "5881893" | "6371315").PN. OR ("8579132").URPN.	US-PGPUB; USPAT; USOCR	OR	OFF	2020/04/30 12:25
L4	264	"215".clas. and baby and grip	US-PGPUB; USPAT	OR	OFF	2020/04/30 12:26
L5	850	"215".clas. and (infant baby child) and grip	US-PGPUB; USPAT	OR	OFF	2020/04/30 12:27
L6	129	"215".clas. and (infant baby child) and grip with wall	US-PGPUB; USPAT	OR	OFF	2020/04/30 12:27
L7	255	"215".clas. and (infant baby child) and grip$4 with wall	US-PGPUB; USPAT	OR	OFF	2020/04/30 12:27
L8	115	("0954564" | "1693117" | "1713858" | "2569139" | "2831596" | "2959314" | "2986296" | "3105324" | "3746198" | "4557392" | "4570808" | "4700856" | "4941579" | "D003243" | "D063326" | "D082083" | "D114660" | "D121192" | "D145758" | "D146127" | "D149506" | "D167914" | "D174591" | "D178259" | "D189373" | "D193216" | "D198404" | "D198405" | "D214147" | "D230325" | "D232274" | "D259096" | "D282052" | "D283920" | "D286911" | "D287337" | "D320455" | "D320859").PN. OR ("5215203").URPN.	US-PGPUB; USPAT; USOCR	OR	OFF	2020/04/30 12:28
L9	55	("0438937" | "2469489" | "2514744" | "2789002" | "2793778" | "2831596" | "2986296" | "3145867" | "3443710" | "3746198" | "4570808" | "4676387" | "4700856" | "4750630" | "4813556" | "4832213" | "4867325" | "4940151" | "4941579" | "5024341" | "5145077" |	US-PGPUB; USPAT; USOCR	OR	OFF	2020/04/30 12:30

		"5215203" | "D226688" | "D249076" | "D286911" | "D309781" | "D311063" | "D316754" | "D321936" | "D376430" | "D382968").PN. OR ("6305562").URPN.				
L10	61	"215".clas. and (nipple) and grip$4 with wall	US-PGPUB; USPAT	OR	OFF	2020/04/30 12:32
L11	48	"220".clas. and (nipple) and grip$4 with wall	US-PGPUB; USPAT	OR	OFF	2020/04/30 12:35
L12	2	"215".clas. and hourglass with wall same grip$4	US-PGPUB; USPAT	OR	OFF	2020/04/30 12:36
L13	0	"220".clas. and hourglass with wall same grip$4	US-PGPUB; USPAT	OR	OFF	2020/04/30 12:36
L14	0	"220".clas. and hour adj glass with wall same grip$4	US-PGPUB; USPAT	OR	OFF	2020/04/30 12:36
L15	1578	"215".clas. and nipple	US-PGPUB; USPAT	OR	OFF	2020/04/30 12:36
L16	1317	"215".clas. and nipple and bottle	US-PGPUB; USPAT	OR	OFF	2020/04/30 12:37
L17	29	"215".clas. and nipple and bottle and waist	US-PGPUB; USPAT	OR	OFF	2020/04/30 12:37
L18	39	("2907539" | "3543976" | "3977638" | "4062510" | "4096977" | "4564957" | "4865239" | "4915337" | "4946119" | "4989811" | "5249770" | "5256834" | "5490618").PN. OR ("5862927").URPN.	US-PGPUB; USPAT; USOCR	OR	OFF	2020/04/30 12:41
L19	536	a61j9/04.cpc.	US-PGPUB; USPAT; USOCR	OR	ON	2020/04/30 12:48
L20	465	a61j11/02.cpc.	US-PGPUB; USPAT; USOCR	OR	ON	2020/04/30 12:48
L21	384	a61j11/045.cpc.	US-PGPUB; USPAT; USOCR	OR	ON	2020/04/30 12:48

L22	540	a61j11/04.cpc.	US-PGPUB; USPAT; USOCR	OR	ON	2020/04/30 12:48
L23	1270	a61j9/00.cpc.	US-PGPUB; USPAT; USOCR	OR	ON	2020/04/30 12:48
S1	57	("20060060593" | "5118000" | "6702135" | "20040262320" | "4726616" | "7185783" | "8066144" | "4186844" | "4676431" | "5490606" | "5878904" | "20090032545" | "4157609" | "4315574" | "4955501" | "5423448" | "D376456" | "4373849" | "20090179444" | "D351703" | "D422450" | "D351702" | "20110000382" | "8123061" | "7766186").PN.	US-PGPUB; USPAT; USOCR; EPO; JPO; DERWENT	OR	ON	2017/03/22 21:19
S2	10	(("HANKEY") near3 ("J")).INV.	US-PGPUB; USPAT; USOCR	OR	ON	2017/03/22 21:29
S3	32	("4373849" | "4676431" | "4186844" | "5118000" | "4315574" | "5423448" | "20090032545" | "4157609" | "6702135" | "4955501" | "20060060593" | "20110000382").PN.	US-PGPUB; USPAT; USOCR; EPO; JPO; DERWENT	OR	ON	2017/03/22 21:30
S4	40	("0961780" | "1226511" | "1880250" | "2702142" | "3315828" | "3893722" | "4057020" | "4088071" | "4182530" | "4456141" | "5035563" | "5042856" | "5098250" | "5103994" | "5201434").PN. OR ("5490606").URPN.	US-PGPUB; USPAT; USOCR	OR	ON	2017/03/22 21:36
S5	33	("2041038" | "4088071" | "4342402").PN. OR ("4456141").URPN.	US-PGPUB; USPAT; USOCR	OR	ON	2017/03/22 21:37
S6	428	b65f1/122.cpc. b65f1/125.cpc.	US-PGPUB; USPAT; USOCR	OR	ON	2017/03/22 21:41
S7	14	("3195942" | "3946885").PN. OR ("4373849").URPN.	US-PGPUB; USPAT; USOCR	OR	ON	2017/03/22 21:44
S8	2600	(dumpster refuse) and (fork tine)	US-PGPUB; USPAT;	OR	ON	2017/03/23 15:07

			USOCR; EPO; JPO; DERWENT			
S9	790	(dumpster refuse) and (fork tine) with (lift dump)	US-PGPUB; USPAT; USOCR; EPO; JPO; DERWENT	OR	ON	2017/03/23 15:08
S10	355	(dumpster refuse) same (fork tine) with (lift dump)	US-PGPUB; USPAT; USOCR; EPO; JPO; DERWENT	OR	ON	2017/03/23 15:08
S11	371	b65d90/0033.cpc.	US-PGPUB; USPAT; USOCR; EPO; JPO; DERWENT	OR	ON	2017/03/23 17:16
S12	20	b65d90/0033.cpc. and (dumpster refuse)	US-PGPUB; USPAT; USOCR; EPO; JPO; DERWENT	OR	ON	2017/03/23 17:16
S13	139	b65d90/0033.cpc. and (fork)	US-PGPUB; USPAT; USOCR; EPO; JPO; DERWENT	OR	ON	2017/03/23 17:19
S14	56	(round$2) with corner same clean$4 and (dumpster refuse)	US-PGPUB; USPAT; USOCR; EPO; JPO; DERWENT	OR	ON	2017/03/23 17:37
S15	2	(daniel near3 hankey).in.	US-PGPUB; USPAT; USOCR	OR	ON	2017/03/23 18:12
S16	56	(round$2) with corner same clean$4 and (dumpster refuse)	US-PGPUB; USPAT; USOCR;	OR	ON	2017/03/23 18:13

			EPO; JPO; DERWENT			
S17	438	b65f1/122.cpc. b65f1/125.cpc.	US-PGPUB; USPAT; USOCR	OR	ON	2017/09/07 10:58
S18	401	b65d90/0033.cpc.	US-PGPUB; USPAT; USOCR; EPO; JPO; DERWENT	OR	ON	2017/09/07 10:58
S19	1	"20150314907".pn.	US-PGPUB; USPAT; USOCR	OR	ON	2017/12/09 13:59
S20	1	"5518313".pn.	US-PGPUB; USPAT; USOCR	OR	ON	2017/12/10 19:55
S21	1	"20010000480".pn.	US-PGPUB; USPAT; USOCR	OR	ON	2017/12/10 20:07
S22	1	"3804139" .pn.	US-PGPUB; USPAT; USOCR	OR	ON	2017/12/10 20:32
S23	383	b65f1/122.cpc.	US-PGPUB; USPAT; USOCR	OR	ON	2017/12/12 10:47
S24	31	("3217913" | "3504813" | "3669485" | "4088071" | "4290352" | "4373849").PN. OR ("4726616").URPN.	US-PGPUB; USPAT; USOCR	OR	OFF	2017/12/12 10:47
S25	21	("3122249" | "3136575" | "3230003" | "3315828").PN. OR ("3669485").URPN.	US-PGPUB; USPAT; USOCR	OR	OFF	2017/12/12 10:49
S26	40	("0814563" | "20020030335" | "20020125151" | "3214506" | "3643993" | "3840141" | "4214670" | "4456141" | "4550849" | "4726616" | "4913301" | "4955501" | "5105967" | "5183180" | "5330071" | "5423448" | "5538158" | "5582322" | "5776405" | "5886068" |	US-PGPUB; USPAT; USOCR	OR	OFF	2017/12/12 10:54

		"5922267" | "6632064" | "6676175" | "6702135").PN. OR ("7237689").URPN.				
S27	35	("20010052522" | "20030146230" | "20080197645" | "20090179444" | "20100254796" | "4182530" | "4550849" | "4676431" | "4726616" | "4811660" | "5011036" | "5108000" | "5183180" | "5330071" | "5423448" | "5967361" | "6632064" | "7198166" | "7234327" | "7237689" | "7334680" | "7762565" | "8141921" | "D353727" | "D359618" | "D369022" | "D370701" | "D371399" | "D414606" | "D421180" | "D506063" | "D517265" | "D543332" | "D564168" | "D620218").PN. OR ("8322561").URPN.	US-PGPUB; USPAT; USOCR	OR	OFF	2017/12/12 10:56
S29	269	(trash refuse garbage waste) with (container receptacle dumpster) and (fork prong) same (pocket channel)	US-PGPUB; USPAT; USOCR	OR	OFF	2017/12/12 10:59
S30	39	("2803363" | "2808161" | "3083849" | "3195942" | "3283933" | "3342358").PN. OR ("3643993").URPN.	US-PGPUB; USPAT; USOCR	OR	OFF	2017/12/12 11:00
S31	125	("1114321" | "1355213" | "1991965" | "2202675" | "2952379" | "2978136" | "3288319" | "3315800" | "3332319" | "3374915" | "3386218" | "3397496" | "3655087" | "3797691" | "3853238" | "3940007" | "3974616" | "4000827" | "4050604" | "4120551" | "4171059" | "4376593" | "4503973" | "4643314" | "4673087").PN. OR ("4809851").URPN.	US-PGPUB; USPAT; USOCR	OR	OFF	2017/12/12 11:08
S32	34	("2624487" | "3009591" | "3416852" | "3616964" | "3623631" | "3823972" | "4335828" | "4416374" | "4550849" | "4917257" | "4969813" | "5114304" | "5230434").PN. OR ("5330071").URPN.	US-PGPUB; USPAT; USOCR	OR	OFF	2017/12/12 11:11
S33	29	("3623631" | "3823972" | "4136465" | "4335828" | "4416374" | "4445623").PN. OR ("4550849").URPN.	US-PGPUB; USPAT; USOCR	OR	OFF	2017/12/12 11:11
S34	14	("20060045680" | "20080197645" | "20080237251" | "20090179444" | "20100089259" | "3669485" | "4550849" | "4798081" | "5089321" | "5183180" |	US-PGPUB; USPAT; USOCR	OR	OFF	2017/12/12 11:15

		"5330071" | "7237689" | "8141921").PN. OR ("8631940").URPN.				
S35	21	("3122249" | "3136575" | "3230003" | "3315828").PN. OR ("3669485").URPN.	US-PGPUB; USPAT; USOCR	OR	OFF	2017/12/12 11:16
S36	80	("2181150" | "3311257" | "3937355" | "3987829" | "4231482" | "4550849" | "4600113" | "4771940").PN. OR ("5183180").URPN.	US-PGPUB; USPAT; USOCR	OR	OFF	2017/12/12 11:18
S37	34	("2624487" | "3009591" | "3416852" | "3616964" | "3623631" | "3823972" | "4335828" | "4416374" | "4550849" | "4917257" | "4969813" | "5114304" | "5230434").PN. OR ("5330071").URPN.	US-PGPUB; USPAT; USOCR	OR	OFF	2017/12/12 11:24
S38	67	("2708047" | "2763386" | "2799418" | "3014344" | "3016157" | "3016175" | "3085703" | "3301422" | "3339763" | "3342358" | "3446377" | "3451571" | "3506149" | "3563137" | "3604577" | "3659733" | "3765554" | "3874534" | "3921839" | "4067464" | "4096595" | "4147266" | "4175903" | "4183711" | "4310279" | "4552500" | "4648775" | "4715767" | "Re31060").PN. OR ("5114304").URPN.	US-PGPUB; USPAT; USOCR	OR	OFF	2017/12/12 11:25
S39	14	("4405278" | "4726616" | "5762462" | "0530057" | "7871233" | "6379099" | "8550282" | "6296132" | "3270902" | "4676431" | "20100254796" | "4771940" | "5613822" | "7083060").PN.	US-PGPUB; USPAT	OR	OFF	2018/02/20 14:00
S40	1197	(trash refuse garbage waste) and (fork prong) same (pocket channel)	US-PGPUB; USPAT; USOCR	OR	OFF	2018/02/20 14:03
S41	387	b65f1/122.cpc.	US-PGPUB; USPAT; USOCR	OR	ON	2018/02/20 14:11
S43	33	("3217913" | "3504813" | "3669485" | "4088071" | "4290352" | "4373849").PN. OR ("4726616").URPN.	US-PGPUB; USPAT; USOCR	OR	OFF	2019/09/17 21:26

S44	33	("3217913" | "3504813" | "3669485" | "4088071" | "4290352" | "4373849").PN. OR ("4726616").URPN.	US-PGPUB; USPAT; USOCR	OR	OFF	2019/09/17 21:31
S45	10	b65f1/122.cpc. and seam	US-PGPUB; USPAT; USOCR	OR	ON	2019/09/17 21:33
S46	34	dumpster and weld$4 with seam	US-PGPUB; USPAT; USOCR	OR	ON	2019/09/17 21:35
S47	208	refuse and weld$4 with seam	US-PGPUB; USPAT; USOCR	OR	ON	2019/09/17 21:36
S48	5955	(trash garbage waste) and weld$4 with seam	US-PGPUB; USPAT; USOCR	OR	ON	2019/09/17 21:39
S49	4326	(trash garbage waste) and weld$4 with seam and (metal steel)	US-PGPUB; USPAT; USOCR	OR	ON	2019/09/17 21:40
S50	864	(trash garbage waste) and weld$4 with seam same (conrner wall) and (metal steel)	US-PGPUB; USPAT; USOCR	OR	ON	2019/09/17 21:40
S51	452	(trash garbage waste) and weld$4 with seam same (conrner wall) and (metal steel) with sheet	US-PGPUB; USPAT; USOCR	OR	ON	2019/09/17 21:40
S52	1032	b65d88/54.cpc. B65D88/56.cpc.	US-PGPUB; USPAT; USOCR	OR	ON	2019/09/17 21:48
S53	0	(b65d88/54.cpc. B65D88/56.cpc.) and weld$4 with seam same (conrner wall) and (metal steel) with sheet	US-PGPUB; USPAT; USOCR	OR	ON	2019/09/17 21:49
S54	21	(b65d88/54.cpc. B65D88/56.cpc.) and weld$4 with seam	US-PGPUB; USPAT; USOCR	OR	ON	2019/09/17 21:49
S55	12	("4373849" | "4676431" | "4186844" | "5118000" | "4315574" | "5423448" | "20090032545" | "4157609" | "6702135" | "4955501" | "20060060593" | "20110000382").PN.	US-PGPUB; USPAT; USOCR	OR	ON	2019/09/17 21:54

S57	122	("20020030029" | "20040188373" | "20040226906" | "20050258123" | "3704803" | "4999568" | "5881893" | "6270519" | "7210591" | "7252676" | "D425994" | "D454642" | "1510571" | "20050224444" | "20050247658" | "20070045214" | "20080210655" | "6032810" | "6321931" | "6645228" | "7108676" | "D404138" | "D459815" | "20050184022" | "20050252875" | "20070163983" | "20070278172" | "20080128379" | "20080188894" | "20080314776" | "4834099" | "6959827" | "D444239" | "D464434" | "D465028" | "D520142" | "D626246" | "20050247719" | "20070138121" | "20070272645" | "20080173654" | "3097757" | "3493139" | "5474028" | "7320678" | "7395941" | "D412582" | "D444239" | "D547874" | "2688326" | "20030093120" | "20040124168" | "20050056611" | "20070221604" | "3990596" | "5678710" | "6032810" | "6161710" | "6883672" | "7243814" | "7828821" | "D405530" | "D421306" | "D488560" | "D498849" | "D504724" | "D539910" | "D599028" | "20030089676" | "20030089676" | "0380835" | "2517457" | "20040256345" | "20050035078" | "20050288712" | "20070021782" | "20070095778" | "20070187419" | "20070283666" | "5544766" | "5706973" | "6981962" | "6994225" | "7185775" | "D384748" | "2588069" | "2517457" | "20030106872" | "20050277987" | "20060011571" | "20090005811" | "20090039046" | "3946888" | "5673806" | "6003698" | "6241110" | "6357620" | "6984688" | "7122045" | "7150370" | "D441870" | "D463567" | "D479606" | "D504723" | "D504725" | "2588069" | "2956702" | "20020063103" | "20030032984" | "20030093120" | "20040026351" | "20070102388" | "20070138709" | "0380835" | "5101991" | "5784999" | "6422415" | "6745912" | "6745912" | "7204386" | "7481324" | "D620125" | "6959827").PN.	US-PGPUB; USPAT; USOCR	OR	ON	2019/09/18 08:59

S58	72	("1545436" | "1632854" | "1672734" | "1989060" | "2638094" | "2655920" | "3530979" | "3650270" | "3777753" | "3779413" | "3790017" | "4195638" | "4238040" | "4676386" | "4815615" | "5542922" | "5544766").PN. OR ("6003698").URPN.	US-PGPUB; USPAT; USOCR	OR	OFF	2019/09/18 14:55
S59	81	("1545436" | "1672466" | "1672734" | "1984839" | "2060212" | "2655920" | "2736446" | "2825479" | "3190288" | "3193125" | "3645413" | "3661288" | "3787993" | "3858741" | "4006836" | "4832214" | "5322031" | "5544766" | "5690679" | "D371848").PN. OR ("6032810").URPN.	US-PGPUB; USPAT; USOCR	OR	OFF	2019/09/18 15:20
S60	26	("0605161" | "1146639" | "1573519" | "20040220618" | "20060011572" | "20070068890" | "20070272645" | "20080210655" | "20120074090" | "2517457" | "2588069" | "2956702" | "4505398" | "5114374" | "5544766" | "5553726" | "6032810" | "6645228" | "6745912" | "8181800").PN. OR ("9561157").URPN.	US-PGPUB; USPAT; USOCR	OR	OFF	2019/09/18 15:24
S61	8	("2003/0106872").URPN.	USPAT	OR	OFF	2019/09/18 15:31
S62	7	("20030106872" | "20050252875" | "20070102388" | "20090039046" | "6343704").PN. OR ("8708174").URPN.	US-PGPUB; USPAT; USOCR	OR	OFF	2019/09/18 15:32
S63	5	("6343704" | "20040102388" | "20050252875" | "20050252875" | "20030106872" | "20090039046").PN.	US-PGPUB; USPAT; USOCR	OR	OFF	2019/09/18 15:34
S64	120	("0380835" | "20020030029" | "20020063103" | "20030032984" | "20030093120" | "20030106872" | "20040026351" | "20040124168" | "20040188373" | "20040226906" | "20040256345" | "20050035078" | "20050056611" | "20050184022" | "20050224444" | "20050247658" | "20050247719" | "20050252875" | "20050258123" | "20050277987" | "20050288712" | "20060011571" |	US-PGPUB; USPAT; USOCR	OR	OFF	2019/09/18 15:35

		"20070021782" | "20070045214" | "20070095778" | "20070102388" | "20070131637" | "20070138121" | "20070138709" | "20070163983" | "20070187419" | "20070221604" | "20070272645" | "20070278172" | "20070283666" | "20080128379" | "20080173654" | "20080188894" | "20080210655" | "20080314776" | "20090005811" | "20090039046" | "2517457" | "2588069" | "2956702" | "3097757" | "3704803" | "3946888" | "3990596" | "4834099" | "4993568" | "5101991" | "5474028" | "5544766" | "5673806" | "5678710" | "5706973" | "5784999" | "5881893" | "6003698" | "6032810" | "6161710" | "6241110" | "6270519" | "6321931" | "6357620" | "6422415" | "6645228" | "6745912" | "6883672" | "6959827" | "6981962" | "6984688" | "6994225" | "7108676" | "7122045" | "7150370" | "7185775" | "7204386" | "7210591" | "7243814" | "7252676" | "7320678" | "7395941" | "7481324" | "7828821" | "8181800" | "8646632" | "D384748" | "D404138" | "D405530" | "D412582" | "D421306" | "D425994" | "D441870" | "D444239" | "D454642" | "D459815" | "D463567" | "D464434" | "D465028" | "D479606" | "D486579" | "D488560" | "D498849" | "D504723" | "D504724" | "D504725" | "D520142" | "D539910" | "D547874").PN. OR ("D599028" | "D620125" | "D626246").PN. OR ("8910810").URPN.				
S65	1060	215/11.5	US-PGPUB; USPAT; USOCR	OR	OFF	2019/09/18 15:35
S66	13	("6959827" | "4505398" | "2989961" | "20040220618" | "0956741" | "3232466" | "20070131637" | "5117994" | "4613050" | "5881893" | "0956741").PN.	US-PGPUB; USPAT; USOCR	OR	OFF	2019/09/18 15:36
S67	1	"6997138".pn.	US-PGPUB; USPAT; USOCR	OR	OFF	2019/09/19 10:27

S68	0	2005/0147778.pn.	US-PGPUB; USPAT; USOCR	OR	OFF	2019/09/19 15:24
S69	1	"20050147778".pn.	US-PGPUB; USPAT; USOCR	OR	OFF	2019/09/19 15:25
S70	7	("20030106872" | "20050252875" | "20070102388" | "20090039046" | "6343704").PN. OR ("8708174").URPN.	US-PGPUB; USPAT; USOCR	OR	OFF	2020/04/29 12:39
S71	48	("0805641" | "1146639" | "1510571" | "2616581" | "2699778" | "3042002" | "3593870" | "4993568" | "5101991" | "Re11086").PN. OR ("5474028").URPN.	US-PGPUB; USPAT; USOCR	OR	OFF	2020/04/29 12:39
S72	34	("3593870" | "4993568" | "5474028" | "Re11086").PN. OR ("5784999").URPN.	US-PGPUB; USPAT; USOCR	OR	OFF	2020/04/29 12:50
S73	7	("20030106872" | "20050252875" | "20070102388" | "20090039046" | "6343704").PN. OR ("8708174").URPN.	US-PGPUB; USPAT; USOCR	OR	OFF	2020/04/29 13:14
S74	23	("1146639" | "20040188373" | "20050252875" | "20070102388" | "20070131637" | "20090200257" | "20100163508" | "20120175335" | "20120265245" | "20140124469" | "2174361" | "2616581" | "3593870" | "3722728" | "4505398" | "4993568" | "5101992" | "6883672" | "8640897" | "8708174").PN. OR ("9750664").URPN.	US-PGPUB; USPAT; USOCR	OR	OFF	2020/04/29 13:15
S75	75	("0556859" | "1146639" | "1573519" | "1683246" | "1733184" | "1759568" | "2105170" | "2174361" | "2269223" | "2366214" | "2388915" | "2588069" | "2616581" | "2699169" | "2709434" | "2864520" | "2989961" | "2996207" | "3077279" | "3130725" | "3232466" | "3777753").PN. OR ("4505398").URPN.	US-PGPUB; USPAT; USOCR	OR	OFF	2020/04/29 13:17
S76	14	("0956741" | "20040220618" | "20070131637" | "2989961" | "3232466" | "4505398" | "4613050" | "5117994" |	US-PGPUB; USPAT; USOCR	OR	OFF	2020/04/29 13:22

		"5881893" | "6959827").PN. OR ("8215504").URPN.				
S77	34	("3593870" | "4993568" | "5474028" | "Re11086").PN. OR ("5784999").URPN.	US-PGPUB; USPAT; USOCR	OR	OFF	2020/04/29 13:24
S78	34	("3593870" | "4993568" | "5474028" | "Re11086").PN. OR ("5784999").URPN.	US-PGPUB; USPAT; USOCR	OR	OFF	2020/04/29 13:29
S79	40	("20050252875" | "20070068890" | "20070221604" | "20090014403" | "20090200257" | "20120012550" | "2616581" | "3207349" | "3358864" | "3393817" | "3424157" | "3549036" | "3593870" | "3722728" | "4782975" | "4828141" | "4946062" | "4993568" | "5101991" | "5474028" | "5678710" | "5779071" | "5784999" | "5881893" | "6102245" | "6116457" | "6371315" | "6588613" | "7150370" | "7267245" | "7959021" | "8579132").PN. OR ("8733565").URPN.	US-PGPUB; USPAT; USOCR	OR	OFF	2020/04/29 13:30
S80	15	("1545436").URPN.	USPAT	OR	OFF	2020/04/29 13:43
S81	18	("1545436" | "1562853" | "1714241" | "20030215313" | "3457958" | "3593870" | "3664535" | "4901647" | "6467746" | "7473061" | "7784760" | "8205557" | "D527160").PN. OR ("10080706").URPN.	US-PGPUB; USPAT; USOCR	OR	OFF	2020/04/29 13:56
S82	8	("1714241").URPN.	USPAT	OR	OFF	2020/04/29 13:58
S83	11	"215".clas. and smooth adj texture	USPAT	OR	OFF	2020/04/29 16:24

EAST Search History (Interference)

Ref #	Hits	Search Query	DBs	Default Operator	Plurals	Time Stamp
S42	1	(container body lift pocket face oblique interior hexagon prong channel).clm.	USPAT	AND	OFF	2018/02/20 15:08

S56	12	("20060060593" | "20090032545" | "20110000382" | "4157609" | "4186844" | "4315574" | "4373849" | "4676431" | "4955501" | "5118000" | "5423448" | "6702135").PN. OR ("8875932").URPN.	US-PGPUB; USPAT	OR	OFF	2019/09/17 21:28

4/30/2020 12:48:55 PM
H:\Workspaces\14551783.wsp

UNITED STATES PATENT AND TRADEMARK OFFICE

UNITED STATES DEPARTMENT OF COMMERCE
United States Patent and Trademark Office
Address: COMMISSIONER FOR PATENTS
P.O. Box 1450
Alexandria, Virginia 22313-1450
www.uspto.gov

APPLICATION NUMBER	FILING or 371(c) DATE	GRP ART UNIT	FIL FEE REC'D	ATTY.DOCKET.NO	TOT CLAIMS	IND CLAIMS
14/551,783	11/24/2014	3733	1740	JM-4.2	17	3

CONFIRMATION NO. 6509

CORRECTED FILING RECEIPT

165989
FISH & RICHARDSON P.C.
(Mayborn Group Limited)
P.O. BOX 1022
MINNEAPOLIS, MN 55440-1022

OC000000113213448

Date Mailed: 03/06/2020

Receipt is acknowledged of this non-provisional utility patent application. The application will be taken up for examination in due course. Applicant will be notified as to the results of the examination. Any correspondence concerning the application must include the following identification information: the U.S. APPLICATION NUMBER, FILING DATE, NAME OF FIRST INVENTOR, and TITLE OF INVENTION. Fees transmitted by check or draft are subject to collection.

Please verify the accuracy of the data presented on this receipt. If an error is noted on this Filing Receipt, please submit a written request for a corrected Filing Receipt, including a properly marked-up ADS showing the changes with strike-through for deletions and underlining for additions. If you received a "Notice to File Missing Parts" or other Notice requiring a response for this application, please submit any request for correction to this Filing Receipt with your reply to the Notice. When the USPTO processes the reply to the Notice, the USPTO will generate another Filing Receipt incorporating the requested corrections provided that the request is grantable.

Inventor(s)

Arnold Rees, Newcastle Upon Tyne, UNITED KINGDOM;
Ian Webb, London, UNITED KINGDOM;
Mark Armstrong, Wales, UNITED KINGDOM;
Tom Cotton, London, UNITED KINGDOM;

Applicant(s)

Mayborn (UK) Limited, New Castle Upton Type, UNITED KINGDOM;

Assignment For Published Patent Application

Jackel International Limited, Northumberland, UNITED KINGDOM

Power of Attorney: The patent practitioners associated with Customer Number 165989

Domestic Priority data as claimed by applicant

This application is a CON of 13/364,557 02/02/2012 PAT 8910810
which is a CON of 11/630,864 09/20/2007 PAT 8181800 *
which is a 371 of PCT/GB2005/002532 06/29/2005
(*)Data provided by applicant is not consistent with PTO records.

Foreign Applications (You may be eligible to benefit from the **Patent Prosecution Highway** program at the USPTO. Please see http://www.uspto.gov for more information.)
UNITED KINGDOM 2004/14560.3 06/29/2004 No Access Code Provided
UNITED KINGDOM 2005/02599.4 02/08/2005 No Access Code Provided

Nanobebe US Inc., Ex. 1002, Page 126
Nanobebe US Inc. v. Mayborn (UK) Limited et al.

Permission to Access Application via Priority Document Exchange: No

Permission to Access Search Results: No

Applicant may provide or rescind an authorization for access using Form PTO/SB/39 or Form PTO/SB/69 as appropriate.

Request to Retrieve - This application either claims priority to one or more applications filed in an intellectual property Office that participates in the Priority Document Exchange (PDX) program or contains a proper **Request to Retrieve Electronic Priority Application(s)** (PTO/SB/38 or its equivalent). Consequently, the USPTO will attempt to electronically retrieve these priority documents.

If Required, Foreign Filing License Granted: 01/27/2016

The country code and number of your priority application, to be used for filing abroad under the Paris Convention, is **US 14/551,783**

Projected Publication Date: Not Applicable

Non-Publication Request: No

Early Publication Request: No

Title

Baby Bottle With Flexible Nipple Regions

Preliminary Class

215

Statement under 37 CFR 1.55 or 1.78 for AIA (First Inventor to File) Transition Applications: No

PROTECTING YOUR INVENTION OUTSIDE THE UNITED STATES

Since the rights granted by a U.S. patent extend only throughout the territory of the United States and have no effect in a foreign country, an inventor who wishes patent protection in another country must apply for a patent in a specific country or in regional patent offices. Applicants may wish to consider the filing of an international application under the Patent Cooperation Treaty (PCT). An international (PCT) application generally has the same effect as a regular national patent application in each PCT-member country. The PCT process **simplifies** the filing of patent applications on the same invention in member countries, but **does not result** in a grant of "an international patent" and does not eliminate the need of applicants to file additional documents and fees in countries where patent protection is desired.

Almost every country has its own patent law, and a person desiring a patent in a particular country must make an application for patent in that country in accordance with its particular laws. Since the laws of many countries differ in various respects from the patent law of the United States, applicants are advised to seek guidance from specific foreign countries to ensure that patent rights are not lost prematurely.

Applicants also are advised that in the case of inventions made in the United States, the Director of the USPTO must issue a license before applicants can apply for a patent in a foreign country. The filing of a U.S. patent application serves as a request for a foreign filing license. The application's filing receipt contains further information and guidance as to the status of applicant's license for foreign filing.

Nanobebe US Inc., Ex. 1002, Page 127
Nanobebe US Inc. v. Mayborn (UK) Limited et al.

Applicants may wish to consult the USPTO booklet, "General Information Concerning Patents" (specifically, the section entitled "Treaties and Foreign Patents") for more information on timeframes and deadlines for filing foreign patent applications. The guide is available either by contacting the USPTO Contact Center at 800-786-9199, or it can be viewed on the USPTO website at http://www.uspto.gov/web/offices/pac/doc/general/index.html.

For information on preventing theft of your intellectual property (patents, trademarks and copyrights), you may wish to consult the U.S. Government website, http://www.stopfakes.gov. Part of a Department of Commerce initiative, this website includes self-help "toolkits" giving innovators guidance on how to protect intellectual property in specific countries such as China, Korea and Mexico. For questions regarding patent enforcement issues, applicants may call the U.S. Government hotline at 1-866-999-HALT (1-866-999-4258).

LICENSE FOR FOREIGN FILING UNDER

Title 35, United States Code, Section 184

Title 37, Code of Federal Regulations, 5.11 & 5.15

GRANTED

The applicant has been granted a license under 35 U.S.C. 184, if the phrase "IF REQUIRED, FOREIGN FILING LICENSE GRANTED" followed by a date appears on this form. Such licenses are issued in all applications where the conditions for issuance of a license have been met, regardless of whether or not a license may be required as set forth in 37 CFR 5.15. The scope and limitations of this license are set forth in 37 CFR 5.15(a) unless an earlier license has been issued under 37 CFR 5.15(b). The license is subject to revocation upon written notification. The date indicated is the effective date of the license, unless an earlier license of similar scope has been granted under 37 CFR 5.13 or 5.14.

This license is to be retained by the licensee and may be used at any time on or after the effective date thereof unless it is revoked. This license is automatically transferred to any related applications(s) filed under 37 CFR 1.53(d). This license is not retroactive.

The grant of a license does not in any way lessen the responsibility of a licensee for the security of the subject matter as imposed by any Government contract or the provisions of existing laws relating to espionage and the national security or the export of technical data. Licensees should apprise themselves of current regulations especially with respect to certain countries, of other agencies, particularly the Office of Defense Trade Controls, Department of State (with respect to Arms, Munitions and Implements of War (22 CFR 121-128)); the Bureau of Industry and Security, Department of Commerce (15 CFR parts 730-774); the Office of Foreign AssetsControl, Department of Treasury (31 CFR Parts 500+) and the Department of Energy.

NOT GRANTED

No license under 35 U.S.C. 184 has been granted at this time, if the phrase "IF REQUIRED, FOREIGN FILING LICENSE GRANTED" DOES NOT appear on this form. Applicant may still petition for a license under 37 CFR 5.12, if a license is desired before the expiration of 6 months from the filing date of the application. If 6 months has lapsed from the filing date of this application and the licensee has not received any indication of a secrecy order under 35 U.S.C. 181, the licensee may foreign file the application pursuant to 37 CFR 5.15(b).

Nanobebe US Inc., Ex. 1002, Page 128
Nanobebe US Inc. v. Mayborn (UK) Limited et al.

SelectUSA

The United States represents the largest, most dynamic marketplace in the world and is an unparalleled location for business investment, innovation, and commercialization of new technologies. The U.S. offers tremendous resources and advantages for those who invest and manufacture goods here. Through SelectUSA, our nation works to promote and facilitate business investment. SelectUSA provides information assistance to the international investor community; serves as an ombudsman for existing and potential investors; advocates on behalf of U.S. cities, states, and regions competing for global investment; and counsels U.S. economic development organizations on investment attraction best practices. To learn more about why the United States is the best country in the world to develop technology, manufacture products, deliver services, and grow your business, visit http://www.SelectUSA.gov or call +1-202-482-6800.

Nanobebe US Inc., Ex. 1002, Page 129
Nanobebe US Inc. v. Mayborn (UK) Limited et al.

UNITED STATES PATENT AND TRADEMARK OFFICE

UNITED STATES DEPARTMENT OF COMMERCE
United States Patent and Trademark Office
Address: COMMISSIONER FOR PATENTS
P.O. Box 1450
Alexandria, Virginia 22313-1450
www.uspto.gov

APPLICATION NUMBER	FILING OR 371(C) DATE	FIRST NAMED APPLICANT	ATTY. DOCKET NO./TITLE
14/551,783	11/24/2014	Arnold Rees	JM-4.2

CONFIRMATION NO. 6509

2387
Olson & Cepuritis, LTD.
20 NORTH WACKER DRIVE
36TH FLOOR
CHICAGO, IL 60606

POWER OF ATTORNEY NOTICE

OC000000115213359

Date Mailed: 03/06/2020

NOTICE REGARDING CHANGE OF POWER OF ATTORNEY

This is in response to the Power of Attorney filed 03/03/2020.

- The Power of Attorney to you in this application has been revoked by the applicant. Future correspondence will be mailed to the new address of record(37 CFR 1.33).

Questions about the contents of this notice and the requirements it sets forth should be directed to the Office of Data Management, Application Assistance Unit, at **(571) 272-4000** or **(571) 272-4200** or **1-888-786-0101**.

/mbeyene/

Nanobebe US Inc., Ex. 1002, Page 130
Nanobebe US Inc. v. Mayborn (UK) Limited et al.

UNITED STATES PATENT AND TRADEMARK OFFICE

UNITED STATES DEPARTMENT OF COMMERCE
United States Patent and Trademark Office
Address: COMMISSIONER FOR PATENTS
P.O. Box 1450
Alexandria, Virginia 22313-1450
www.uspto.gov

APPLICATION NUMBER	FILING OR 371(C) DATE	FIRST NAMED APPLICANT	ATTY. DOCKET NO./TITLE
14/551,783	11/24/2014	Arnold Rees	JM-4.2

CONFIRMATION NO. 6509

165989
FISH & RICHARDSON P.C.
(Mayborn Group Limited)
P.O. BOX 1022
MINNEAPOLIS, MN 55440-1022

POA ACCEPTANCE LETTER

OC000000115213392

Date Mailed: 03/06/2020

NOTICE OF ACCEPTANCE OF POWER OF ATTORNEY

This is in response to the Power of Attorney filed 03/03/2020.

The Power of Attorney in this application is accepted. Correspondence in this application will be mailed to the above address as provided by 37 CFR 1.33.

Questions about the contents of this notice and the requirements it sets forth should be directed to the Office of Data Management, Application Assistance Unit, at **(571) 272-4000** or **(571) 272-4200** or **1-888-786-0101**.

/mbeyene/

Nanobebe US Inc., Ex. 1002, Page 131
Nanobebe US Inc. v. Mayborn (UK) Limited et al.

PTO/AIA/80 (07-17)
Approved for use through 03/31/2021. OMB 0651-0035
U.S. Patent and Trademark Office; U.S. DEPARTMENT OF COMMERCE
Under the Paperwork Reduction Act of 1995, no person is required to respond to a collection of information unless it displays a valid OMB control number

POWER OF ATTORNEY TO PROSECUTE APPLICATIONS BEFORE THE USPTO

I hereby revoke all previous powers of attorney given in the application identified in the attached statement under 37 CFR 3.73(c).

I hereby appoint:

[x] Practitioners associated with Customer Number: 165989

OR

[ ] Practitioner(s) named below (if more than ten patent practitioners are to be named, then a customer number must be used):

Name	Registration Number	Name	Registration Number

As attorney(s) or agent(s) to represent the undersigned before the United States Patent and Trademark Office (USPTO) in connection with any and all patent applications assigned only to the undersigned according to the USPTO assignment records or assignment documents attached to this form in accordance with 37 CFR 3.73(c).

Please change the correspondence address for the application identified in the attached statement under 37 CFR 3.73(c) to:

[X] The address associated with Customer Number: 165989

OR

[ ]

Firm or individual name		
Address		
City	State	Zip
Country		
Telephone	Email	

Assignee name and address: MAYBORN (UK) LIMITED
MAYBORN HOUSE BALLIOL BUSINESS PARK
NEWCASTLE UPON TYNE NE12 8EW
UNITED KINGDOM

A copy of this form, together with a statement under 37 CFR 3.73(c) (Form PTO/AIA/96 or equivalent) is required to be filed in each application in which this form is used. The statement under 37 CFR 3.73(c) may be completed by one of the practitioners appointed in this form, and must identify the application in which this Power of Attorney is to be filed.

SIGNATURE of Assignee of Record

The individual whose signature and title is supplied below is authorized to act on behalf of the assignee.

Signature	Date
Name James Taylor	Telephone
Title CFO , Mayborn (UK) Limited	

This collection of information is required by 37 CFR 1.31, 1.32, and 1.33. The information is required to obtain or retain a benefit by the public, which is to update (and by the USPTO to process) the file of a patent or reexamination proceeding. Confidentiality is governed by 35 U.S.C. 122 and 37 CFR 1.11 and 1.14. This collection is estimated to take 18 minutes to complete, including gathering, preparing, and submitting the completed application form to the USPTO. Time will vary depending upon the individual case. Any comments on the amount of time you require to complete this form and/or suggestions for reducing this burden, should be sent to the Chief Information Officer, U.S. Patent and Trademark Office, U.S. Department of Commerce, P.O. Box 1450, Alexandria, VA 22313-1450. DO NOT SEND FEES OR COMPLETED FORMS TO THIS ADDRESS. SEND TO: **Commissioner for Patents, P.O. Box 1450, Alexandria, VA 22313-1450.**

If you need assistance in completing the form, call 1-800-PTO-9199 and select option 2.

PTO/AIA/96 (08-12)
Approved for use through 01/31/2013. OMB 0651-0031
U.S. Patent and Trademark Office; U.S. DEPARTMENT OF COMMERCE
Under the Paperwork Reduction Act of 1995, no persons are required to respond to a collection of information unless it displays a valid OMB control number.

STATEMENT UNDER 37 CFR 3.73(c)

Applicant/Patent Owner: Mayborn (UK) Limited

Application No./Patent No.: 14/551,783 Filed/Issue Date: November 24, 2014

Titled: Baby Bottle With Flexible Nipple Regions

Mayborn (UK) Limited, a corporation

(Name of Assignee) (Type of Assignee, e.g., corporation, partnership, university, government agency, etc.)

states that, for the patent application/patent identified above, it is (choose **one** of options 1, 2, 3 or 4 below):

1. ☑ The assignee of the entire right, title, and interest.

2. ☐ An assignee of less than the entire right, title, and interest (check applicable box):

   ☐ The extent (by percentage) of its ownership interest is _____%. Additional Statement(s) by the owners holding the balance of the interest must be submitted to account for 100% of the ownership interest.

   ☐ There are unspecified percentages of ownership. The other parties, including inventors, who together own the entire right, title and interest are:

   Additional Statement(s) by the owner(s) holding the balance of the interest must be submitted to account for the entire right, title, and interest.

3. ☐ The assignee of an undivided interest in the entirety (a complete assignment from one of the joint inventors was made). The other parties, including inventors, who together own the entire right, title, and interest are:

   Additional Statement(s) by the owner(s) holding the balance of the interest must be submitted to account for the entire right, title, and interest.

4. ☐ The recipient, via a court proceeding or the like (*e.g.*, bankruptcy, probate), of an undivided interest in the entirety (a complete transfer of ownership interest was made). The certified document(s) showing the transfer is attached.

The interest identified in option 1, 2 or 3 above (not option 4) is evidenced by either (choose **one** of options A or B below):

A. ☐ An assignment from the inventor(s) of the patent application/patent identified above. The assignment was recorded in the United States Patent and Trademark Office at Reel _____, Frame _____, or for which a copy thereof is attached.

B. ☑ A chain of title from the inventor(s), of the patent application/patent identified above, to the current assignee as follows:

1. From: Arnold REES, Ian WEBB, Mark ARMSTRONG, Tom COTTON To: Jackel International Limited

   The document was recorded in the United States Patent and Trademark Office at

   Reel 035234, Frame 0192, or for which a copy thereof is attached.

2. From: Jackel International Limited To: Mayborn (UK) Limited

   The document was recorded in the United States Patent and Trademark Office at

   Reel 049108, Frame 0059, or for which a copy thereof is attached.

This collection of information is required by 37 CFR 3.73(b). The information is required to obtain or retain a benefit by the public which is to file (and by the USPTO to process) an application. Confidentiality is governed by 35 U.S.C. 122 and 37 CFR 1.11 and 1.14. This collection is estimated to take 12 minutes to complete, including gathering, preparing, and submitting the completed application form to the USPTO. Time will vary depending upon the individual case. Any comments on the amount of time you require to complete this form and/or suggestions for reducing this burden, should be sent to the Chief Information Officer, U.S. Patent and Trademark Office, U.S. Department of Commerce, P.O. Box 1450, Alexandria, VA 22313-1450. DO NOT SEND FEES OR COMPLETED FORMS TO THIS ADDRESS. **SEND TO: Commissioner for Patents, P.O. Box 1450, Alexandria, VA 22313-1450.**

If you need assistance in completing the form, call 1-800-PTO-9199 and select option 2.

PTO/AIA/96 (08-12)
Approved for use through 01/31/2013. OMB 0651-0031
U.S. Patent and Trademark Office; U.S. DEPARTMENT OF COMMERCE
Under the Paperwork Reduction Act of 1995, no persons are required to respond to a collection of information unless it displays a valid OMB control number.

STATEMENT UNDER 37 CFR 3.73(c)

3. From: _____ To: _____

The document was recorded in the United States Patent and Trademark Office at

Reel _____, Frame _____, or for which a copy thereof is attached.

4. From: _____ To: _____

The document was recorded in the United States Patent and Trademark Office at

Reel _____, Frame _____, or for which a copy thereof is attached.

5. From: _____ To: _____

The document was recorded in the United States Patent and Trademark Office at

Reel _____, Frame _____, or for which a copy thereof is attached.

6. From: _____ To: _____

The document was recorded in the United States Patent and Trademark Office at

Reel _____, Frame _____, or for which a copy thereof is attached.

☐ Additional documents in the chain of title are listed on a supplemental sheet(s).

☑ As required by 37 CFR 3.73(c)(1)(i), the documentary evidence of the chain of title from the original owner to the assignee was, or concurrently is being, submitted for recordation pursuant to 37 CFR 3.11.

[NOTE: A separate copy (i.e., a true copy of the original assignment document(s)) must be submitted to Assignment Division in accordance with 37 CFR Part 3, to record the assignment in the records of the USPTO. See MPEP 302.08]

The undersigned (whose title is supplied below) is authorized to act on behalf of the assignee.

/Joshua A. Griswold/	March 3, 2020
Signature	Date
Joshua A. Griswold	46,310
Printed or Typed Name	Title or Registration Number

Privacy Act Statement

The **Privacy Act of 1974 (P.L. 93-579)** requires that you be given certain information in connection with your submission of the attached form related to a patent application or patent. Accordingly, pursuant to the requirements of the Act, please be advised that: (1) the general authority for the collection of this information is 35 U.S.C. 2(b)(2); (2) furnishing of the information solicited is voluntary; and (3) the principal purpose for which the information is used by the U.S. Patent and Trademark Office is to process and/or examine your submission related to a patent application or patent. If you do not furnish the requested information, the U.S. Patent and Trademark Office may not be able to process and/or examine your submission, which may result in termination of proceedings or abandonment of the application or expiration of the patent.

The information provided by you in this form will be subject to the following routine uses:

1. The information on this form will be treated confidentially to the extent allowed under the Freedom of Information Act (5 U.S.C. 552) and the Privacy Act (5 U.S.C 552a). Records from this system of records may be disclosed to the Department of Justice to determine whether disclosure of these records is required by the Freedom of Information Act.
2. A record from this system of records may be disclosed, as a routine use, in the course of presenting evidence to a court, magistrate, or administrative tribunal, including disclosures to opposing counsel in the course of settlement negotiations.
3. A record in this system of records may be disclosed, as a routine use, to a Member of Congress submitting a request involving an individual, to whom the record pertains, when the individual has requested assistance from the Member with respect to the subject matter of the record.
4. A record in this system of records may be disclosed, as a routine use, to a contractor of the Agency having need for the information in order to perform a contract. Recipients of information shall be required to comply with the requirements of the Privacy Act of 1974, as amended, pursuant to 5 U.S.C. 552a(m).
5. A record related to an International Application filed under the Patent Cooperation Treaty in this system of records may be disclosed, as a routine use, to the International Bureau of the World Intellectual Property Organization, pursuant to the Patent Cooperation Treaty.
6. A record in this system of records may be disclosed, as a routine use, to another federal agency for purposes of National Security review (35 U.S.C. 181) and for review pursuant to the Atomic Energy Act (42 U.S.C. 218(c)).
7. A record from this system of records may be disclosed, as a routine use, to the Administrator, General Services, or his/her designee, during an inspection of records conducted by GSA as part of that agency's responsibility to recommend improvements in records management practices and programs, under authority of 44 U.S.C. 2904 and 2906. Such disclosure shall be made in accordance with the GSA regulations governing inspection of records for this purpose, and any other relevant (*i.e.*, GSA or Commerce) directive. Such disclosure shall not be used to make determinations about individuals.
8. A record from this system of records may be disclosed, as a routine use, to the public after either publication of the application pursuant to 35 U.S.C. 122(b) or issuance of a patent pursuant to 35 U.S.C. 151. Further, a record may be disclosed, subject to the limitations of 37 CFR 1.14, as a routine use, to the public if the record was filed in an application which became abandoned or in which the proceedings were terminated and which application is referenced by either a published application, an application open to public inspection or an issued patent.
9. A record from this system of records may be disclosed, as a routine use, to a Federal, State, or local law enforcement agency, if the USPTO becomes aware of a violation or potential violation of law or regulation.

IN THE UNITED STATES PATENT AND TRADEMARK OFFICE

First Named Inventor	:	Arnold Rees	Art Unit	:	3733
Application No.	:	14/551,783	Examiner	:	Andrew Thomas Kirsch
Filed	:	November 24, 2014	Conf. No.	:	6509
Title	:	BABY BOTTLE WITH FLEXIBLE NIPPLE REGIONS			

Commissioner for Patents
P.O. Box 1450
Alexandria, VA 22313-1450

REQUEST TO CORRECT OR UPDATE APPLICANT NAME(S) UNDER 37 CFR § 1.46(c)

Please correct or update the name(s) of the applicant for the above-referenced application. Enclosed is an Application Data Sheet in accordance with 37 CFR § 1.76 that specifies the correct or updated name(s) of the applicant in the applicant information section.

Please apply any charges or credits to Deposit Account No. 06-1050, referencing the above attorney docket number.

Respectfully submitted,

Date: March 3, 2020

/Joshua A. Griswold/
Joshua A. Griswold
Reg. No. 46,310

Customer Number
Fish & Richardson P.C.
Telephone: (214) 747-5070
Facsimile: (877) 769-7945

91381907.doc

Application Data Sheet 37 CFR 1.76	Attorney Docket Number	40395-0012003
	Application Number	14/551,783
Title of Invention	Baby Bottle With Flexible Nipple Regions	

The application data sheet is part of the provisional or nonprovisional application for which it is being submitted. The following form contains the bibliographic data arranged in a format specified by the United States Patent and Trademark Office as outlined in 37 CFR 1.76.

Applicant Information:

Providing assignment information in this section does not substitute for compliance with any requirement of part 3 of Title 37 of CFR to have an assignment recorded by the Office.

Applicant 1

If the applicant is the inventor (or the remaining joint inventor or inventors under 37 CFR 1.45), this section should not be completed. The information to be provided in this section is the name and address of the legal representative who is the applicant under 37 CFR 1.43; or the name and address of the assignee, person to whom the inventor is under an obligation to assign the invention, or person who otherwise shows sufficient proprietary interest in the matter who is the applicant under 37 CFR 1.46. If the applicant is an applicant under 37 CFR 1.46 (assignee, person to whom the inventor is obligated to assign, or person who otherwise shows sufficient proprietary interest) together with one or more joint inventors, then the joint inventor or inventors who are also the applicant should be identified in this section.

☒ Assignee	☐ Legal Representative under 35 U.S.C. 117	☐ Joint Inventor
☐ Person to whom the inventor is obligated to assign.	☐ Person who shows sufficient proprietary interest	

If applicant is the legal representative, indicate the authority to file the patent application, the inventor is:

Name of the Deceased or Legally Incapacitated Inventor :

If the Applicant is an Organization check here. ☒

Organization Name ~~Jackel International Limited~~ Mayborn (UK) Limited

Mailing Address Information:			
Address 1	~~Dudley Lane~~ Mayborn House Balliol Business Park		
Address 2	~~Cramlington~~		
City	~~Northumberland~~ New Castle Upon Tyne	State/Province	~~OT~~
Country	GB	Postal Code	~~NE23 7RH~~ NE12 8EW
Phone Number		Fax Number	
Email Address			

Signature:

A signature of the applicant or representative is required in accordance with 37 CFR 1.33 and 10.18. Please see 37 CFR 1.4(d) for the form of the signature.

Signature	~~/Arne M. Olson/~~ /Joshua A. Griswold/			Date (**MM/DD/YYYY**)	03/03/2020
First Name	~~Arne~~ Joshua A.	Last Name	~~Olson~~ Griswold	Registration Number	~~30203~~ 46,310

91381905.doc

Electronic Acknowledgement Receipt

EFS ID:	38758951
Application Number:	14551783
International Application Number:	
Confirmation Number:	6509
Title of Invention:	Baby Bottle With Flexible Nipple Regions
First Named Inventor/Applicant Name:	Arnold Rees
Customer Number:	2387
Filer:	Joshua A. Griswold/Monica Gamez
Filer Authorized By:	Joshua A. Griswold
Attorney Docket Number:	JM-4.2
Receipt Date:	03-MAR-2020
Filing Date:	24-NOV-2014
Time Stamp:	17:22:21
Application Type:	Utility under 35 USC 111(a)

Payment information:

Submitted with Payment	no

File Listing:

Document Number	Document Description	File Name	File Size(Bytes)/ Message Digest	Multi Part /.zip	Pages (if appl.)
1	Power of Attorney	40395-0012003_POA.pdf	74070 f34a046fdebf7fd702a097e910e0cc88f67f94f7	no	1

Warnings:

The page size in the PDF is too large. The pages should be 8.5 x 11 or A4. If this PDF is submitted, the pages will be resized upon entry into the Image File Wrapper and may affect subsequent processing					
Information:					
2	Assignee showing of ownership per 37 CFR 3.73	STATEMENT37CFR.pdf	90509 425bfcac1a936db99432ae39f2a30387d1451bef	no	3
Warnings:					
Information:					
3	Miscellaneous Incoming Letter	Request.pdf	53421 9374f0a4dc09f9eb064adb91de4926f20a449e92	no	1
Warnings:					
Information:					
4	Application Data Sheet	SuppADS.pdf	90758 2b8435a5ac05c2a6c0032530b59cb484cba9d2cf	no	1
Warnings:					
Information:					
This is not an USPTO supplied ADS fillable form					
			Total Files Size (in bytes):	308758	

This Acknowledgement Receipt evidences receipt on the noted date by the USPTO of the indicated documents, characterized by the applicant, and including page counts, where applicable. It serves as evidence of receipt similar to a Post Card, as described in MPEP 503.

<u>New Applications Under 35 U.S.C. 111</u>
If a new application is being filed and the application includes the necessary components for a filing date (see 37 CFR 1.53(b)-(d) and MPEP 506), a Filing Receipt (37 CFR 1.54) will be issued in due course and the date shown on this Acknowledgement Receipt will establish the filing date of the application.
<u>National Stage of an International Application under 35 U.S.C. 371</u>
If a timely submission to enter the national stage of an international application is compliant with the conditions of 35 U.S.C. 371 and other applicable requirements a Form PCT/DO/EO/903 indicating acceptance of the application as a national stage submission under 35 U.S.C. 371 will be issued in addition to the Filing Receipt, in due course.
<u>New International Application Filed with the USPTO as a Receiving Office</u>
If a new international application is being filed and the international application includes the necessary components for an international filing date (see PCT Article 11 and MPEP 1810), a Notification of the International Application Number and of the International Filing Date (Form PCT/RO/105) will be issued in due course, subject to prescriptions concerning national security, and the date shown on this Acknowledgement Receipt will establish the international filing date of the application.

IN THE UNITED STATES PATENT AND TRADEMARK OFFICE

First Named Inventor	:	Arnold Rees	Art Unit	:	3733
Application No.	:	14/551,783	Examiner	:	Andrew Thomas Kirsch
Filed	:	November 24, 2014	Conf. No.	:	6509
Title	:	BABY BOTTLE WITH FLEXIBLE NIPPLE REGIONS			

Mail Stop Amendment
Commissioner for Patents
P.O. Box 1450
Alexandria, VA 22313-1450

REPLY TO ACTION OF OCTOBER 9, 2019

Please consider the following reply.

Amendments to the Specification:

Please replace the paragraph beginning at page 7, line 13 with the following amended paragraph:

The screw collar 130 [[30]] includes an internally threaded cylindrical portion 132 and a downwardly domed peripheral portion 134 surrounding it and extending from an upper end of the cylindrical portion 132. The domed portion 134 includes a horizontal outward annular flange 135 of thicker cross-section at its base. The teat 110 is over-moulded onto the screw collar 130 and the domed portion 134 terminates at a central circular orifice corresponding with an outer face of the neck 128 of the vessel 112, the over-moulded portion of the teat extending inwardly slightly from this position and terminating in a downwardly depending cylindrical flange 141.

Please replace the paragraph beginning at page 8, line 5 with the following amended paragraph:

Because of the resilience of the flange portion, when an infant sucks on the teat, reducing pressure within the vessel, the lip valve 123 will flex away from the neck 128 of the vessel 112. In the region of the vent 126 in the teat 110, this allows venting between the interior of the vessel and atmosphere through the teat. Referring to FIG. 6 the lip valve 123 [[124]] can be seen viewed from the underside. In the embodiment shown it will be seen that a passage 125 actually passes through the lip valve, communicating with the vent passage 126. In that case the aperture to the passage 125 will seal against the inner face of the vessel in the sealed configuration and unseal to provide a passage.

Please replace the paragraph beginning at page 8, line 14 with the following amended paragraph:

Alternatively a [[the]] slit valve 124 can comprise a flap which flexes away from the interior surface to allow communication with a vent passage as described above.

Please replace the paragraph beginning at page 8, line 29 with the following amended paragraph:

As can best be seen in FIG. 7b, the collar portion 404 includes an internal lug 410 which projects inwardly from the inner face and engages against a stop feature on the screw threaded portion of the vessel 400 formed by the projections 408a, 408b such that the teat 110 "clicks" into a desired position. As a result a controlled compression on the lip valve 123 [[124]] is obtained such that a consistent and repeatable valving action is obtained on each use. In particular the projections 408a, 408b are separated by a recess, 408c best seen in FIG. 7c. When the collar 404 is screwed into place the lug 410 passes over the projection 408b which has a ramp towards the recess 408c. After the lug 410 has ridden up the ramp it drops into the recess 408c and is obstructed from further movement by the planar face of the projection 408a. The lug 410 further prevents the collar 404 from being unscrewed by virtue of its engagement with the abutting face of the projection 408b. However the lug 410 and projection 408b have chamfered or radiused abutting faces such that, on application of sufficient unscrewing pressure, the lug 410 rides over the chamfered face of the projection 408b and then down the ramp allowing the collar to be fully unscrewed.

Please replace the paragraph beginning at page 9, line 16 with the following amended paragraph:

In operation the vessel is filled with drinking liquid and the teat assembly 140 is screwed on until positive engagement is detected (for example a discernable "click") meaning that it is correctly fitted. When the infant then drinks from the vessel the pressure difference pulls the lip valve 123 [[124]] away from the inner face of the neck 128 of the vessel 112 allowing venting through vent passage 126 and hence reducing the risk of colic. Because of the provision of the lip valve there is no requirement for providing slits and a natural, robust and resilient valve assembly is provided. Furthermore, the valve is formed during the moulding operation and requires no secondary operation for its formation providing commercial and manufacturing benefits. Yet further as a single vent passage is provided at one point on the teat, the risk of

leakage is reduced, especially as the vent passes through the teat rather than around the vessel neck.

Amendments to Claims:
Listing of Claims.

1. (Cancelled).

2. (Previously Presented) The feeding bottle of claim 18 wherein the vessel has two indentations.

3. (Previously Presented) The feeding bottle of claim 18 wherein the flange forms an elastomer sealing ring sealing against the top of the vessel.

4. (Previously Presented) The feeding bottle of claim 18 wherein the open top of the vessel comprises a vessel neck.

5. (Previously Presented) The feeding bottle of claim 18 wherein the open top of the vessel comprises an outwardly threaded vessel neck.

6. (Previously Presented) The feeding bottle of claim 18 wherein the internally threaded cylindrical portion of the collar is sized to mate with the open top of the vessel.

7. (Previously Presented) The feeding bottle of claim 18 wherein the collar comprises polypropylene.

8. (Previously Presented) The feeding bottle of claim 18 wherein the air valve is a one-way air-inlet valve.

9. - 13. (Cancelled).

14. (Currently Amended) The feeding bottle of claim 18 wherein an outer surface of the teat portion has a first texture and an outer surface of the areola portion has a second, different texture.

15. (Currently Amended) The feeding bottle of claim 18 wherein an inner surface of the areola portion has ~~at least one~~ a groove extending circumferentially.

16. (Currently Amended) The feeding bottle of claim 18 wherein the nipple [[teat]] walls decrease in thickness from the base portion through to the teat portion.

17. (Previously Presented) The feeding bottle of claim 18 wherein the air valve is located below a top edge of the collar.

18. (Currently Amended) A feeding bottle comprising:

a) a vessel having:

an open top with a first diameter, and

a body with a second diameter,

the body being connected with the open top, and the first diameter of the open top being less than the second diameter of the body;

b) a collar having:

an internally threaded cylindrical portion, and

a downwardly domed peripheral portion surrounding and extending from the cylindrical portion,

c) a nipple having:

a teat portion having a variable wall thickness including an aperture,

a base portion having a wall thickness in a domed configuration,

an areola portion between the teat portion and the base portion,

a cylindrical flange depending from the base portion,

~~at least one~~ a vent passage extending through the domed portion of the base portion with a length not to extend past the collar and spaced inwardly from the collar, and

a valve portion in communication with the vent passage and projecting downwardly from the flange,

the flange being arranged to seal with the vessel;

d) the nipple being secured to the collar by sealingly capturing an [[the]] inner edge of the collar between the base portion and the flange; and,

e) the nipple being secured to the vessel by capturing the flange of the nipple between the collar and the open top of the vessel.

19. **(Currently Amended)** A feeding bottle comprising:

a) a vessel having:

an open top with a first diameter, and

a body with a second diameter,

the body being connected with the open top, and the first diameter of the open top being less than the second diameter of the body;

b) a collar having:

an internally threaded cylindrical portion, and

a downwardly domed peripheral portion surrounding and extending from the cylindrical portion,

c) a nipple having:

a teat portion having a variable wall thickness including an aperture,

a base portion having a wall thickness in a domed configuration,

an areola portion between the teat portion and the base portion,

a cylindrical flange depending from the base portion,

~~at least one~~ a vent passage extending through the domed portion of the base portion and spaced inwardly from the collar, and

a valve portion in communication with the vent passage and projecting downwardly from the flange,

the flange being arranged to seal with the vessel;

wherein an outer surface of the teat portion has a first texture and an outer surface of the areola portion has a second, different texture;

d) the nipple being secured to the collar by sealingly capturing the inner edge of the collar between the base portion and the flange; and,

e) the nipple being secured to the vessel by capturing the flange of the nipple between the collar and the open top of the vessel.

20. (New) A feeding bottle comprising:

a) a vessel having an open top,

b) a collar having:

an internally threaded cylindrical portion, and

a downwardly domed peripheral portion surrounding and extending from the cylindrical portion,

c) the nipple having:

a teat portion having a variable wall thickness including an aperture,

a base portion having a wall thickness in a domed configuration,

an areola portion between the teat portion and the base portion,

a cylindrical flange depending from the base portion,

a vent passage extending through the domed portion of the base portion with a length not to extend past the collar and spaced inwardly from the collar, and

a valve portion in communication with the vent passage and projecting downwardly from the flange,

the flange being arranged to seal with the vessel;

d) the nipple being secured to the collar by sealingly capturing an inner edge of the collar between the base portion and the flange; and,

e) the nipple being secured to the vessel by capturing the flange of the nipple between the collar and the open top of the vessel.

21. (New) The feeding bottle of claim 20 wherein the nipple has at least two vent passages extending through the domed portion of the base.

22. (New) The feeding bottle of claim 20 wherein the open top of the vessel comprises an outwardly threaded vessel neck.

23. (New) The feeding bottle of claim 20 wherein the air valve is a one-way air-inlet valve.

24. (New) The feeding bottle of claim 20 wherein an inner surface of the areola portion has a groove extending circumferentially.

25. (New) The feeding bottle of claim 20 wherein the vessel comprises an upper body having a first internal diameter and a portion below the upper body having a second, different internal diameter.

26. (New) The feeding bottle of claim 25 wherein the first internal diameter is greater than the second internal diameter.

REMARKS

Claims 2-8 and 14-19 are pending in the Application. Claims 2-8 and 14-19 are rejected. Applicant respectfully traverses all of the rejections and objections, including any assertions therein; and therefore, requests reconsideration.

Claims 16 and 18 have been amended. In addition, Applicant has added seven new clams: independent claim 20 and dependent claims 21-26. Independent claim 20 contains the limitation "a vent passage extending through the domed portion of the base portion with a length not to extend past the collar" that exists in claim 18 and that was successfully traversed during the appeal process. Applicant has also made clerical amendments to various of the claims. Among the clerical amendments, claims 15, 18 and 19 have been amended to replace "at least one" with "a." Given the comprising preamble of the claims, the use of "a" encompasses "at least one" and the scope of the claims has not changed. Applicant asserts that no new matter has been added by any of the amendments

Interview Summary

Applicant thanks Examiner for the telephonic interview conducted between Applicant's representative Jane Du and Examiner Andrew Thomas Kirsch on January 9, 2020. The cited prior art U.S. Patent No. 8,708,174 to Itzek ("*Itzek*") was discussed. The Examiner requested Applicant to file a Reply to the October 9, 2019 Non-Final Office Action stating that Itzek is not valid prior art based on the priority date of the present application.

Objection to Specification

The disclosure is objected to because of the following informalities: lip valve is referred to as number 123 and 124. Element number 124 is also used to refer to a "slit valve". Element number 30 is used to denote a soother and a collar. The Collar is referred to by element numbers 30 and 130.

The Applicant has amended the relevant paragraphs of the specification to correct typographic errors. Applicant respectfully requests withdrawal of the objection to the specification.

***Claim Rejections* – 35 U.S.C. § 112**

Claims 16 and 18 are rejected under 35 U.S.C. § 112(b) or 35 U.S.C. § 112 (pre-AIA), second paragraph, as being indefinite for failing to particularly point out and distinctly claim the subject matter which the inventor or a joint inventor, or for pre-AIA the applicant regards as the invention.

Claims 16 and 18 have been amended. Applicant respectfully requests withdrawal of the rejection to claims 16 and 18.

***Claim Rejections* – 35 U.S.C. § 103**

Claims 18, 2-8, and 16-17 are rejected under 35 U.S.C. § 103(a) as being unpatentable over U.S. Patent No. 1,672,734 to Reilly ("*Reilly*") in view of U.S. Patent No. 8,708,174 to Itzek ("*Itzek*").

Claims 14, 15 and 19 are rejected under 35 U.S.C. § 103(a) as being unpatentable over Reilly in view of Itzek and further in view of U.S. Patent No. 7,134,564 to Verbovszky ("*Verbovszky*").

As discussed during the telephonic interview with the Examiner on January 9, 2020, Itzek is not prior art to the present application because the effective filing date for Itzek is March 4, 2011, and the present application claims filing date benefit of September 20, 2007. Since Itzek forms the basis of the prior art combinations rejecting each of claims 2-8 and 14-19, Applicant respectfully requests withdrawal of these rejections.

CONCLUSION

Applicant has made an earnest attempt to place this case in condition for allowance, and respectfully requests such a Notice. However, the absence of a reply to a specific rejection, issue, or comment does not signify agreement with or concession of that rejection, issue, or comment. In addition, because the arguments made above may not be exhaustive, there may be reasons for patentability of any or all pending claims (or other claims) that have not been expressed. Finally, nothing in this paper should be construed as an intent to concede any issue with regard to any claim, except as specifically stated in this paper, and the amendment of any claim does not necessarily signify concession of unpatentability of the claim prior to its amendment.

A one-month extension of time is being paid concurrently herewith on the electronic filing system (EFS) by way of deposit account authorization. Applicant believes that no other fees are due. However, if this is incorrect, the Commissioner is hereby authorized to apply any other necessary charges or credits to Deposit Account 06-1050, referencing the above attorney docket number.

Respectfully submitted,

Date: February 10, 2020

/Joshua A. Griswold/
Joshua A. Griswold
Reg. No. 46,310

Customer Number
Fish & Richardson P.C.
Telephone: (214) 747-5070
Facsimile: (877) 769-7945

91370317.doc

Electronic Patent Application Fee Transmittal

Application Number:	14551783
Filing Date:	24-Nov-2014
Title of Invention:	Baby Bottle With Flexible Nipple Regions
First Named Inventor/Applicant Name:	Arnold Rees
Filer:	Joshua A. Griswold/Monica Gamez
Attorney Docket Number:	JM-4.2

Filed as Large Entity

Filing Fees for Utility under 35 USC 111(a)

Description	Fee Code	Quantity	Amount	Sub-Total in USD($)
Basic Filing:				
Pages:				
Claims:				
Miscellaneous-Filing:				
Petition:				
Patent-Appeals-and-Interference:				
Post-Allowance-and-Post-Issuance:				
Extension-of-Time:				

Description	Fee Code	Quantity	Amount	Sub-Total in USD($)
Extension - 1 month with $0 paid	1251	1	200	200
Miscellaneous:				
		Total in USD ($)		**200**

Electronic Acknowledgement Receipt

EFS ID:	38542055
Application Number:	14551783
International Application Number:	
Confirmation Number:	6509
Title of Invention:	Baby Bottle With Flexible Nipple Regions
First Named Inventor/Applicant Name:	Arnold Rees
Customer Number:	2387
Filer:	Joshua A. Griswold/Monica Gamez
Filer Authorized By:	Joshua A. Griswold
Attorney Docket Number:	JM-4.2
Receipt Date:	10-FEB-2020
Filing Date:	24-NOV-2014
Time Stamp:	15:46:27
Application Type:	Utility under 35 USC 111(a)

Payment information:

Submitted with Payment	yes
Payment Type	DA
Payment was successfully received in RAM	$200
RAM confirmation Number	E202020F46499344
Deposit Account	
Authorized User	
The Director of the USPTO is hereby authorized to charge indicated fees and credit any overpayment as follows:	

File Listing:

Document Number	Document Description	File Name	File Size(Bytes)/ Message Digest	Multi Part /.zip	Pages (if appl.)
1		40395-0012003_ReplytoOA.pdf	162360 6f92e662c6933b4f6162eeeda3c61dc57ff6eb08	yes	12

Multipart Description/PDF files in .zip description

Document Description	Start	End
Amendment/Req. Reconsideration-After Non-Final Reject	1	1
Specification	2	4
Claims	5	9
Applicant Arguments/Remarks Made in an Amendment	10	12

Warnings:

Information:

2	Fee Worksheet (SB06)	fee-info.pdf	30436 5f6a26ffb5a5a60d25e654858499c3c6ae20d922	no	2

Warnings:

Information:

Total Files Size (in bytes):	192796

This Acknowledgement Receipt evidences receipt on the noted date by the USPTO of the indicated documents, characterized by the applicant, and including page counts, where applicable. It serves as evidence of receipt similar to a Post Card, as described in MPEP 503.

New Applications Under 35 U.S.C. 111

If a new application is being filed and the application includes the necessary components for a filing date (see 37 CFR 1.53(b)-(d) and MPEP 506), a Filing Receipt (37 CFR 1.54) will be issued in due course and the date shown on this Acknowledgement Receipt will establish the filing date of the application.

National Stage of an International Application under 35 U.S.C. 371

If a timely submission to enter the national stage of an international application is compliant with the conditions of 35 U.S.C. 371 and other applicable requirements a Form PCT/DO/EO/903 indicating acceptance of the application as a national stage submission under 35 U.S.C. 371 will be issued in addition to the Filing Receipt, in due course.

New International Application Filed with the USPTO as a Receiving Office

If a new international application is being filed and the international application includes the necessary components for an international filing date (see PCT Article 11 and MPEP 1810), a Notification of the International Application Number and of the International Filing Date (Form PCT/RO/105) will be issued in due course, subject to prescriptions concerning national security, and the date shown on this Acknowledgement Receipt will establish the international filing date of the application.

PTO/SB/06 (09-11)
Approved for use through 1/31/2014. OMB 0651-0032
U.S. Patent and Trademark Office; U.S. DEPARTMENT OF COMMERCE
Under the Paperwork Reduction Act of 1995, no persons are required to respond to a collection of information unless it displays a valid OMB control number.

PATENT APPLICATION FEE DETERMINATION RECORD Substitute for Form PTO-875	Application or Docket Number 14/551,783	Filing Date 11/24/2014	☐ To be Mailed

ENTITY: ☑ LARGE ☐ SMALL ☐ MICRO

APPLICATION AS FILED - PART I

	(Column 1)	(Column 2)			
FOR	NUMBER FILED	NUMBER EXTRA		RATE ($)	FEE ($)
☐ BASIC FEE (37 CFR 1.16(a), (b), or (c))	N/A	N/A		N/A	
☐ SEARCH FEE (37 CFR 1.16(k), (i), or (m))	N/A	N/A		N/A	
☐ EXAMINATION FEE (37 CFR 1.16(o), (p), or (q))	N/A	N/A		N/A	
TOTAL CLAIMS (37 CFR 1.16(i))	minus 20 =	*		x $80 =	
INDEPENDENT CLAIMS (37 CFR 1.16(h))	minus 3 =	*		x $420 =	
☐ APPLICATION SIZE FEE (37 CFR 1.16(s))	If the specification and drawings exceed 100 sheets of paper, the application size fee due is $310 ($155 for small entity) for each additional 50 sheets or fraction thereof. See 35 U.S.C. 41(a)(1)(G) and 37 CFR 1.16(s).				
☐ MULTIPLE DEPENDENT CLAIM PRESENT (37 CFR 1.16(j))					
* If the difference in column 1 is less than zero, enter "0" in column 2.				TOTAL	

APPLICATION AS AMENDED - PART II

		(Column 1)		(Column 2)	(Column 3)			
AMENDMENT	02/10/2020	CLAIMS REMAINING AFTER AMENDMENT		HIGHEST NUMBER PREVIOUSLY PAID FOR	PRESENT EXTRA		RATE ($)	ADDITIONAL FEE ($)
	Total (37 CFR 1.16(i))	* 20	Minus	** 20	= 0		x $100 =	0
	Independent (37 CFR 1.16(h))	* 3	Minus	*** 3	= 0		x $460 =	0
	☐ Application Size Fee (37 CFR 1.16(s))							
	☐ FIRST PRESENTATION OF MULTIPLE DEPENDENT CLAIM (37 CFR 1.16(j))							
							TOTAL ADD'L FEE	0

		(Column 1)		(Column 2)	(Column 3)			
AMENDMENT		CLAIMS REMAINING AFTER AMENDMENT		HIGHEST NUMBER PREVIOUSLY PAID FOR	PRESENT EXTRA		RATE ($)	ADDITIONAL FEE ($)
	Total (37 CFR 1.16(i))	*	Minus	**	=		x $0 =	
	Independent (37 CFR 1.16(h))	*	Minus	***	=		x $0 =	
	☐ Application Size Fee (37 CFR 1.16(s))							
	☐ FIRST PRESENTATION OF MULTIPLE DEPENDENT CLAIM (37 CFR 1.16(j))							
							TOTAL ADD'L FEE	

* If the entry in column 1 is less than the entry in column 2, write "0" in column 3.	LIE
** If the "Highest Number Previously Paid For" IN THIS SPACE is less than 20, enter "20".	/Ruby Johnson/
*** If the "Highest Number Previously Paid For" IN THIS SPACE is less than 3, enter "3".	
The "Highest Number Previously Paid For" (Total or Independent) is the highest number found in the appropriate box in column 1.	

This collection of information is required by 37 CFR 1.16. The information is required to obtain or retain a benefit by the public which is to file (and by the USPTO to process) an application. Confidentiality is governed by 35 U.S.C. 122 and 37 CFR 1.14. This collection is estimated to take 12 minutes to complete, including gathering, preparing, and submitting the completed application form to the USPTO. Time will vary depending upon the individual case. Any comments on the amount of time you require to complete this form and/or suggestions for reducing this burden, should be sent to the Chief Information Officer, U.S. Patent and Trademark Office, U.S. Department of Commerce, P.O. Box 1450, Alexandria, VA 22313-1450. DO NOT SEND FEES OR COMPLETED FORMS TO THIS ADDRESS. **SEND TO: Commissioner for Patents, P.O. Box 1450, Alexandria, VA 22313-1450.**

If you need assistance in completing the form, call 1-800-PTO-9199 and select option 2.

UNITED STATES PATENT AND TRADEMARK OFFICE

UNITED STATES DEPARTMENT OF COMMERCE
United States Patent and Trademark Office
Address: COMMISSIONER FOR PATENTS
P.O. Box 1450
Alexandria, Virginia 22313-1450
www.uspto.gov

APPLICATION NO.	FILING DATE	FIRST NAMED INVENTOR	ATTORNEY DOCKET NO.	CONFIRMATION NO.
14/551,783	11/24/2014	Arnold Rees	JM-4.2	6509

2387 7590 10/09/2019

Olson & Cepuritis, LTD.
20 NORTH WACKER DRIVE
36TH FLOOR
CHICAGO, IL 60606

EXAMINER	
KIRSCH, ANDREW THOMAS	

ART UNIT	PAPER NUMBER
3733	

NOTIFICATION DATE	DELIVERY MODE
10/09/2019	ELECTRONIC

Please find below and/or attached an Office communication concerning this application or proceeding.

The time period for reply, if any, is set in the attached communication.

Notice of the Office communication was sent electronically on above-indicated "Notification Date" to the following e-mail address(es):

docket@olsonip.com
firm@olsonip.com

Nanobebe US Inc., Ex. 1002, Page 158
Nanobebe US Inc. v. Mayborn (UK) Limited et al.

Office Action Summary	Application No. 14/551,783	Applicant(s) Rees et al.	
	Examiner ANDREW T KIRSCH	Art Unit 3733	AIA (FITF) Status No

-- The MAILING DATE of this communication appears on the cover sheet with the correspondence address --

Period for Reply

A SHORTENED STATUTORY PERIOD FOR REPLY IS SET TO EXPIRE 3 MONTHS FROM THE MAILING DATE OF THIS COMMUNICATION.

- Extensions of time may be available under the provisions of 37 CFR 1.136(a). In no event, however, may a reply be timely filed after SIX (6) MONTHS from the mailing date of this communication.
- If NO period for reply is specified above, the maximum statutory period will apply and will expire SIX (6) MONTHS from the mailing date of this communication.
- Failure to reply within the set or extended period for reply will, by statute, cause the application to become ABANDONED (35 U.S.C. § 133). Any reply received by the Office later than three months after the mailing date of this communication, even if timely filed, may reduce any earned patent term adjustment. See 37 CFR 1.704(b).

Status

1)☑ Responsive to communication(s) filed on 4/12/2019.

☐ A declaration(s)/affidavit(s) under **37 CFR 1.130(b)** was/were filed on _____.

2a)☐ This action is **FINAL.** 2b) ☑ This action is non-final.

3)☐ An election was made by the applicant in response to a restriction requirement set forth during the interview on _____; the restriction requirement and election have been incorporated into this action.

4)☐ Since this application is in condition for allowance except for formal matters, prosecution as to the merits is closed in accordance with the practice under *Ex parte Quayle*, 1935 C.D. 11, 453 O.G. 213.

Disposition of Claims*

5) ☑ Claim(s) 2-8 and 14-19 is/are pending in the application.

5a) Of the above claim(s) _____ is/are withdrawn from consideration.

6) ☐ Claim(s) _____ is/are allowed.

7) ☑ Claim(s) 2-8 and 14-19 is/are rejected.

8) ☐ Claim(s) _____ is/are objected to.

9) ☐ Claim(s) _____ are subject to restriction and/or election requirement

* If any claims have been determined allowable, you may be eligible to benefit from the **Patent Prosecution Highway** program at a participating intellectual property office for the corresponding application. For more information, please see http://www.uspto.gov/patents/init_events/pph/index.jsp or send an inquiry to **PPHfeedback@uspto.gov.**

Application Papers

10)☐ The specification is objected to by the Examiner.

11)☑ The drawing(s) filed on 11/24/2014 is/are: a)☑ accepted or b)☐ objected to by the Examiner.

Applicant may not request that any objection to the drawing(s) be held in abeyance. See 37 CFR 1.85(a).

Replacement drawing sheet(s) including the correction is required if the drawing(s) is objected to. See 37 CFR 1.121(d).

Priority under 35 U.S.C. § 119

12)☑ Acknowledgment is made of a claim for foreign priority under 35 U.S.C. § 119(a)-(d) or (f).

Certified copies:

a)☑ All b)☐ Some** c)☐ None of the:

1.☑ Certified copies of the priority documents have been received.

2.☐ Certified copies of the priority documents have been received in Application No. _____.

3.☐ Copies of the certified copies of the priority documents have been received in this National Stage application from the International Bureau (PCT Rule 17.2(a)).

** See the attached detailed Office action for a list of the certified copies not received.

Attachment(s)

1) ☑ Notice of References Cited (PTO-892)

2) ☑ Information Disclosure Statement(s) (PTO/SB/08a and/or PTO/SB/08b) Paper No(s)/Mail Date 4/20/2018.

3) ☐ Interview Summary (PTO-413) Paper No(s)/Mail Date _____.

4) ☐ Other: _____.

Nanobebe US Inc., Ex. 1002, Page 159
Nanobebe US Inc. v. Mayborn (UK) Limited et al.

Notice of Pre-AIA or AIA Status

1. The present application is being examined under the pre-AIA first to invent provisions.

2. In view of the Appeal filed on 4/12/2019, PROSECUTION IS HEREBY REOPENED. A new grounds of rejection is set forth below.

To avoid abandonment of the application, appellant must exercise one of the following two options:

(1) file a reply under 37 CFR 1.111 (if this Office action is non-final) or a reply under 37 CFR 1.113 (if this Office action is final); or,

(2) initiate a new appeal by filing a notice of appeal under 37 CFR 41.31 followed by an appeal brief under 37 CFR 41.37. The previously paid notice of appeal fee and appeal brief fee can be applied to the new appeal. If, however, the appeal fees set forth in 37 CFR 41.20 have been increased since they were previously paid, then appellant must pay the difference between the increased fees and the amount previously paid.

A Supervisory Patent Examiner (SPE) has approved of reopening prosecution by signing below:

/Fenn C Mathew/
Supervisory Patent Examiner, Art Unit 3733

Specification

3. The disclosure is objected to because of the following informalities: lip valve is referred to as number 123 and 124. Element number 124 is also used to refer to a “slit valve”. Element number 30 is used to denote a soother and a collar. The Collar is referred to by element numbers 30 and 130.

Appropriate correction is required.

Claim Rejections - 35 USC § 112

4. The following is a quotation of 35 U.S.C. 112(b):

> (b) CONCLUSION.—The specification shall conclude with one or more claims particularly pointing out and distinctly claiming the subject matter which the inventor or a joint inventor regards as the invention.

The following is a quotation of 35 U.S.C. 112 (pre-AIA), second paragraph:

> The specifications hall conclude with one or more claims particularly pointing out and distinctly claiming the subject matter which the applicant regards as his invention.

5. Claims 16 and 18 rejected under 35 U.S.C. 112(b) or 35 U.S.C. 112 (pre-AIA), second paragraph, as being indefinite for failing to particularly point out and distinctly claim the subject matter which the inventor or a joint inventor, or for pre-AIA the applicant regards as the invention.

6. Claim 16 recites the limitation "the teat walls decrease in thickness from the base portion through to the teat portion". However, there are no teat walls at the base portion because the teat does not start until above the areola portion according to claim 18.

7. Claim 18 recites the limitation "the inner edge of the collar" in part d. There is insufficient antecedent basis for this limitation in the claim.

Claim Rejections - 35 USC § 103

8. The following is a quotation of pre-AIA 35 U.S.C. 103(a) which forms the basis for all obviousness rejections set forth in this Office action:

> (a) A patent may not be obtained though the invention is not identically disclosed or described as set forth in section 102, if the differences between the subject matter sought to be patented and the prior art are such that the subject matter as a whole would have been obvious at the time the invention was made to a person having ordinary skill in the art to which said subject matter pertains. Patentability shall not be negatived by the manner in which the invention was made.

9. The factual inquiries set forth in *Graham v. John Deere Co.*, 383 U.S. 1, 148 USPQ 459 (1966), that are applied for establishing a background for determining obviousness under pre-AIA 35 U.S.C. 103(a) are summarized as follows:

1. Determining the scope and contents of the prior art.

2. Ascertaining the differences between the prior art and the claims at issue.

3. Resolving the level of ordinary skill in the pertinent art.

4. Considering objective evidence present in the application indicating obviousness or nonobviousness.

10. Claims 18, 2-8, and 16-17 is/are rejected under pre-AIA 35 U.S.C. 103(a) as being unpatentable over US patent No. 1,672,734 (Reilly, hereinafter) in view of US Patent No. 8,708,174 (Itzek hereinafter).

11. In re claim 18, Reilly discloses: A feeding bottle comprising: a) a vessel having: an open top (top of neck 2) with a first diameter, a body (1) with a second diameter (see Fig. 3 below), the body being connected with the open top, and the first diameter of the open top being less than the second diameter of the body (see Fig. 3 below); b) a collar having (5): an internally threaded cylindrical portion (at 4), a downwardly domed peripheral portion surrounding and extending from the cylindrical portion, c) a nipple (6) having: a teat portion having a variable wall thickness (above 7, see Fig. 2) including an aperture, a base portion having a wall thickness in a domed configuration, an areola portion between the teat portion and the base portion, a cylindrical flange depending from the base portion (see Fig. 3 below), the flange being arranged to seal with the vessel (at 24/25); d) the nipple being secured to the collar by sealingly capturing the inner edge of the collar (22) between the base portion and the flange (at 24); and, e) the

nipple being secured to the vessel by capturing the flange of the nipple (at 24) between the collar (at 22) and the open top of the vessel (top of 2).

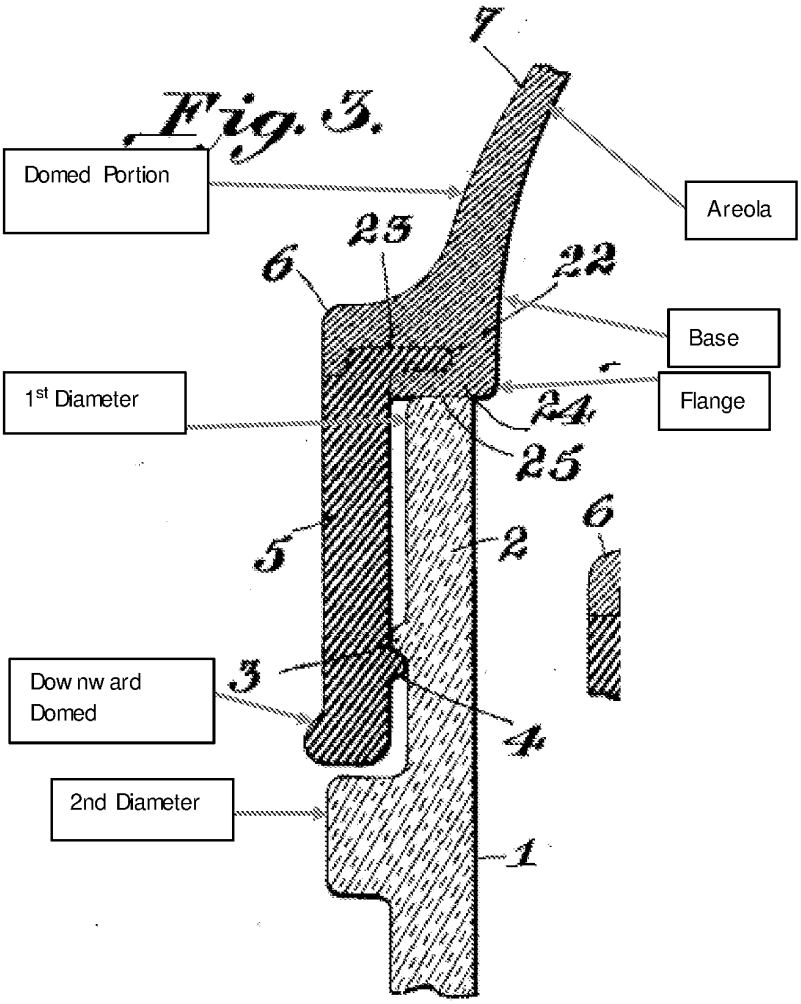

12. Reilly fails to disclose wherein at least one vent passage extending through the domed portion of the base portion with a length not to extend past the collar and spaced inwardly from the collar, a valve portion in communication with the vent passage and projecting downwardly from the flange.

13. However, with reference to Fig. 1, Itzek discloses a nipple for a baby bottle including at least one vent passage (17, 21) extending through a domed portion of a base portion (3) with a length not to extend past a collar (24, see Fig. 2) and spaced inwardly from the collar, a valve portion (15) in communication with the vent passage and projecting downwardly from a flange (13).

14. Therefore, it would have been obvious to one of ordinary skill in the art at the time of the invention to have modified Reilly to have included the vent/valve of Itzek as an obvious upgrading of the performance of the nipple to allow air into the bottle during consumption and prevent creation of a vacuum which would collapse the nipple (Itzek column 6, lines 53-58).

15. In re claim 2, Reilly in view of Itzek disclose the claimed invention including wherein the vessel has two indentations (above and below the second diameter in Fig. 3 above).

16. In re claim 3, Reilly in view of Itzek disclose the claimed invention including wherein the flange forms a rubber sealing ring sealing against the top of the vessel (see Fig. 3 above).

17. Reilly fails to disclose that the rubber is an elastomer.

18. However, Itzek further discloses that the teat is made of elastomer (column 5, lines 7-10).

19. It would have been obvious to one having ordinary skill in the art at the time the invention was made to have utilized the elastomer as the rubber, since it has been held to be within the general skill of a worker in the art to select a known material on the basis of its suitability for the intended use as a matter of obvious design choice.

MPEP 2144.07. Please note that in the instant application, page 7 applicant has not disclosed any criticality for the claimed limitations.

20. In re claim 4, Reilly in view of Itzek disclose the claimed invention including wherein the open top of the vessel comprises a vessel neck (at 2).

21. In re claim 5, Reilly in view of Itzek disclose the claimed invention including wherein the open top of the vessel comprises an outwardly threaded vessel neck (at 2/3).

22. In re claim 6, Reilly in view of Itzek disclose the claimed invention including wherein the internally threaded cylindrical portion of the collar is sized to mate with the open top of the vessel (see Fig. 3 above).

23. In re claim 7, Reilly in view of Itzek disclose the claimed invention including wherein the collar comprises a hard material (Reilly lines 89-98), but not specifically polypropylene.

24. However, it would have been obvious to one having ordinary skill in the art at the time the invention was made to have utilized a widely known and used plastic in the art of closures such as polypropylene as the hard material for the collar, since it has been held to be within the general skill of a worker in the art to select a known material on the basis of its suitability for the intended use as a matter of obvious design choice. *MPEP 2144.07*. Please note that in the instant application, page 7 applicant has not disclosed any criticality for the claimed limitations.

25. In re claim 8, Reilly in view of Itzek disclose the claimed invention including wherein the air valve is a one-way air-inlet valve (column 6, lines 53-58).

26. In re claim 16, Reilly in view of Itzek disclose the claimed invention including wherein the teat walls decrease in thickness from the base portion through to the teat portion (see Fig. 3 above).

27. In re claim 17, Reilly in view of Itzek disclose the claimed invention including wherein the air valve is located below a top edge of the collar (see Fig. 2 of Itzek).

28. Claims 14, 15 and 19 are rejected under pre-AIA 35 U.S.C. 103(a) as being unpatentable over Reilly in view of Itzek as applied to claim 18 above, and further in view of US Patent No. 7,134,564 (Verbovszky hereinafter).

29. In re claim 14, Reilly in view of Itzek disclose the claimed invention including wherein an outer surface of the areola portion has a second texture (smooth).

30. Reilly in view of Itzek fails to disclose wherein an outer surface of the teat portion has a first texture.

31. However, with reference to the figs. below, Verbovszky discloses a teat (24) with a first texture (32).

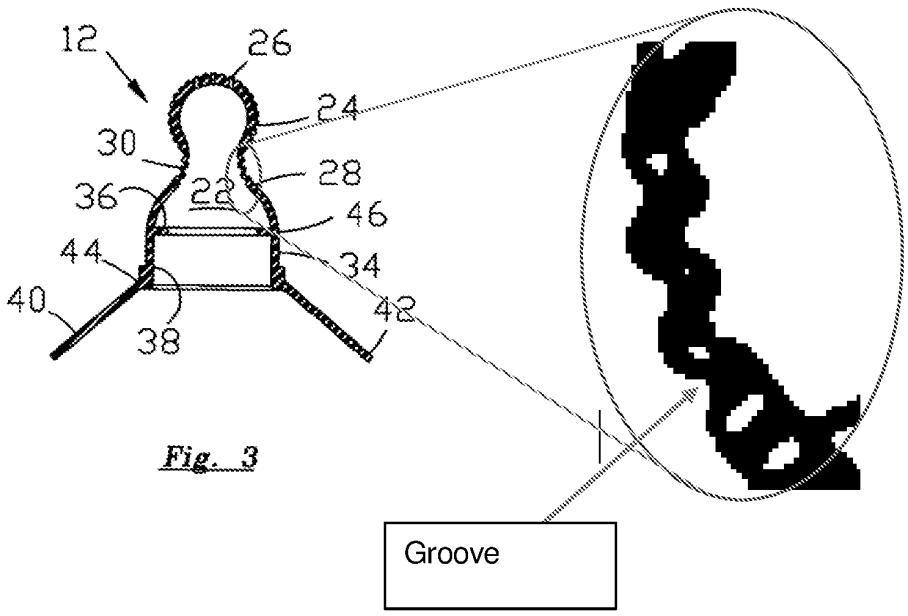

Fig. 3

32. Therefore, it would have been obvious to one of ordinary skill in the art at the time of the invention to have provided a texture to the teat such as taught by Verbozszky for the purposes of enticing a baby to drink from the bottle by simulating a human nipple (Verbovszky column 2, lines 45-46).

33. In re claim 15, Reilly in view of Itzek and Verbovszky disclose the claimed invention except wherein an inner surface of the areola portion has at least one groove extending circumferentially.

34. However, Verbovszky discloses ribs (30) located at an upper portion of an areola portion.

35. Therefore, it would have been obvious to one of ordinary skill in the art at the time of the invention to have provided the shape of the upper portion of the areola with ribs as taught by Verbovszky in order to "define a region of smaller diameter than the terminal end and the frustum portion which helps to isolate the terminal end relative to the frustum portion. The ribs provide an area for the infant's lips to engage to help the first portion of the cap conform to the shape of the infant's mouth".

36. In re claim 19, Reilly in view of Itzek and Verbovszky discloses A feeding bottle comprising:a) a vessel having: an open top with a first diameter, a body with a second diameter, the body being connected with the open top, and the first diameter of the open top being less than the second diameter of the body; b) a collar having: an internally threaded cylindrical portion, a downwardly domed peripheral portion surrounding and extending from the cylindrical portion, c) a nipple having: a teat portion having a variable wall thickness including an aperture, a base portion having a wall

thickness in a domed configuration, an areola portion between the teat portion and the base portion, a cylindrical flange depending from the base portion, at least one vent passage extending through the domed portion of the base portion and spaced inwardly from the collar, a valve portion in communication with the vent passage and projecting downwardly from the flange, the flange being arranged to seal with the vessel (as in re claim 18 above); wherein an outer surface of the teat portion has a first texture and an outer surface of the areola portion has a second texture (as in re claim 14 above); d) the nipple being secured to the collar by sealingly capturing the inner edge of the collar between the base portion and the flange; and, e) the nipple being secured to the vessel by capturing the flange of the nipple between the collar and the open top of the vessel (as in re claim 18 above).

Response to Arguments

37. Applicant's arguments with respect to the pending claims have been considered but are moot because the arguments do not apply to any of the references being used in the current rejection.

Conclusion

38. Any inquiry concerning this communication or earlier communications from the examiner should be directed to ANDREW THOMAS KIRSCH whose telephone number is (571)270-5723. The examiner can normally be reached on Mon-Weds, Fri, 9a-6p EST, Thu 1p-5p EST.

Examiner interviews are available via telephone, in-person, and video conferencing using a USPTO supplied web-based collaboration tool. To schedule an

interview, applicant is encouraged to use the USPTO Automated Interview Request (AIR) at http://www.uspto.gov/interviewpractice.

If attempts to reach the examiner by telephone are unsuccessful, the examiner's supervisor, Fenn Mathew can be reached on (571) 272-4978. The fax phone number for the organization where this application or proceeding is assigned is 571-273-8300.

Information regarding the status of an application may be obtained from the Patent Application Information Retrieval (PAIR) system. Status information for published applications may be obtained from either Private PAIR or Public PAIR. Status information for unpublished applications is available through Private PAIR only. For more information about the PAIR system, see http://pair-direct.uspto.gov. Should you have questions on access to the Private PAIR system, contact the Electronic Business Center (EBC) at 866-217-9197 (toll-free). If you would like assistance from a USPTO Customer Service Representative or access to the automated information system, call 800-786-9199 (IN USA OR CANADA) or 571-272-1000.

/ANDREW T KIRSCH/
Primary Examiner, Art Unit 3733

Notice of References Cited	Application/Control No. 14/551,783	Applicant(s)/Patent Under Reexamination Rees et al.	
	Examiner ANDREW T KIRSCH	Art Unit 3733	Page 1 of 1

U.S. PATENT DOCUMENTS

*		Document Number Country Code-Number-Kind Code	Date MM-YYYY	Name	CPC Classification	US Classification
*	A	US-1672734-A	06-1928	REILLY CLARENCE J	A61J11/00	215/11.1
*	B	US-8708174-B2	04-2014	Itzek; Eckhard	A61J11/02	215/11.1
*	C	US-7134564-B2	11-2006	Verbovszky; Esther A. L.	A61J11/0015	215/11.4
	D					
	E					
	F					
	G					
	H					
	I					
	J					
	K					
	L					
	M					

FOREIGN PATENT DOCUMENTS

*		Document Number Country Code-Number-Kind Code	Date MM-YYYY	Country	Name	CPC Classification
	N					
	O					
	P					
	Q					
	R					
	S					
	T					

NON-PATENT DOCUMENTS

*		Include as applicable: Author, Title Date, Publisher, Edition or Volume, Pertinent Pages)
	U	
	V	
	W	
	X	

*A copy of this reference is not being furnished with this Office action. (See MPEP § 707.05(a).)
Dates in MM-YYYY format are publication dates. Classifications may be US or foreign.

Nanobebe US Inc., Ex. 1002, Page 170
Nanobebe US Inc. v. Mayborn (UK) Limited et al.

Search Notes	Application/Control No.	Applicant(s)/Patent Under Reexamination
	14/551,783	Rees et al.
	Examiner	Art Unit
	ANDREW T KIRSCH	3733

CPC - Searched*		
Symbol	Date	Examiner
A 61J 9/04 A 61J 11/02 A 61J 11/045, A 61J 11/04, A 61J 9/00	09/21/2019	ATK

CPC Combination Sets - Searched*		
Symbol	Date	Examiner

US Classification - Searched*			
Class	Subclass	Date	Examiner
215	11.5,11.1,396,398,11.6,276,11.4	4/28/2015	CFC

* See search history printout included with this form or the SEARCH NOTES box below to determine the scope of the search.

Search Notes		
Search Notes	Date	Examiner
Discussed application with SPE Fenn Mathew	4/28/2015	CFC
Discussed application with SPE Fenn Mathew	2/1/2016	CFC
Discussed application with SPE Fenn Mathew	12/20/2016	CFC
Inventor name search performed	7/10/217	CFC
Discussed application with SPE Fenn Mathew	7/10/2017	CFC
EAST search updated and attached	7/10/2017	CFC
EAST search updated and attached	12/10/2017	CFC
Discussed application with SPE Fenn MAthew	7/1/2018	CFC
Updated EAST Search	09/21/2019	ATK

Nanobebe US Inc., Ex. 1002, Page 171
Nanobebe US Inc. v. Mayborn (UK) Limited et al.

Search Notes	Application/Control No.	Applicant(s)/Patent Under Reexamination
	14/551,783	Rees et al.
	Examiner	Art Unit
	ANDREW T KIRSCH	3733

Interference Search			
US Class/CPC Symbol	US Subclass/CPC Group	Date	Examiner

Nanobebe US Inc., Ex. 1002, Page 172
Nanobebe US Inc. v. Mayborn (UK) Limited et al.

EAST Search History

EAST Search History (Prior Art)

Ref #	Hits	Search Query	DBs	Default Operator	Plurals	Time Stamp
S1	57	("20060060593" | "5118000" | "6702135" | "20040262320" | "4726616" | "7185783" | "8066144" | "4186844" | "4676431" | "5490606" | "5878904" | "20090032545" | "4157609" | "4315574" | "4955501" | "5423448" | "D376456" | "4373849" | "20090179444" | "D351703" | "D422450" | "D351702" | "20110000382" | "8123061" | "7766186").PN.	US-PGPUB; USPAT; USOCR; EPO; JPO; DERWENT	OR	ON	2017/03/22 21:19
S2	10	(("HANKEY") near3 ("J")).INV.	US-PGPUB; USPAT; USOCR	OR	ON	2017/03/22 21:29
S3	32	("4373849" | "4676431" | "4186844" | "5118000" | "4315574" | "5423448" | "20090032545" | "4157609" | "6702135" | "4955501" | "20060060593" | "20110000382").PN.	US-PGPUB; USPAT; USOCR; EPO; JPO; DERWENT	OR	ON	2017/03/22 21:30
S4	40	("0961780" | "1226511" | "1880250" | "2702142" | "3315828" | "3893722" | "4057020" | "4088071" | "4182530" | "4456141" | "5035563" | "5042856" | "5098250" | "5103994" | "5201434").PN. OR ("5490606").URPN.	US-PGPUB; USPAT; USOCR	OR	ON	2017/03/22 21:36
S5	33	("2041038" | "4088071" | "4342402").PN. OR ("4456141").URPN.	US-PGPUB; USPAT; USOCR	OR	ON	2017/03/22 21:37
S6	428	b65f1/122.cpc. b65f1/125.cpc.	US-PGPUB; USPAT; USOCR	OR	ON	2017/03/22 21:41
S7	14	("3195942" | "3946885").PN. OR ("4373849").URPN.	US-PGPUB; USPAT; USOCR	OR	ON	2017/03/22 21:44
S8	2600	(dumpster refuse) and (fork tine)	US-PGPUB; USPAT; USOCR; EPO; JPO; DERWENT	OR	ON	2017/03/23 15:07
S9	790	(dumpster refuse) and (fork tine) with (lift dump)	US-PGPUB; USPAT; USOCR; EPO; JPO; DERWENT	OR	ON	2017/03/23 15:08
S10	355	(dumpster refuse) same (fork tine) with (lift	US-	OR	ON	2017/03/23

Nanobebe US Inc., Ex. 1002, Page 173
Nanobebe US Inc. v. Mayborn (UK) Limited et al.

		dump)	PGPUB; USPAT; USOCR; EPO; JPO; DERWENT			15:08
S11	371	b65d90/0033.cpc.	US-PGPUB; USPAT; USOCR; EPO; JPO; DERWENT	OR	ON	2017/03/23 17:16
S12	20	b65d90/0033.cpc. and (dumpster refuse)	US-PGPUB; USPAT; USOCR; EPO; JPO; DERWENT	OR	ON	2017/03/23 17:16
S13	139	b65d90/0033.cpc. and (fork)	US-PGPUB; USPAT; USOCR; EPO; JPO; DERWENT	OR	ON	2017/03/23 17:19
S14	56	(round$2) with corner same clean$4 and (dumpster refuse)	US-PGPUB; USPAT; USOCR; EPO; JPO; DERWENT	OR	ON	2017/03/23 17:37
S15	2	(daniel near3 hankey).in.	US-PGPUB; USPAT; USOCR	OR	ON	2017/03/23 18:12
S16	56	(round$2) with corner same clean$4 and (dumpster refuse)	US-PGPUB; USPAT; USOCR; EPO; JPO; DERWENT	OR	ON	2017/03/23 18:13
S17	438	b65f1/122.cpc. b65f1/125.cpc.	US-PGPUB; USPAT; USOCR	OR	ON	2017/09/07 10:58
S18	401	b65d90/0033.cpc.	US-PGPUB; USPAT; USOCR; EPO; JPO; DERWENT	OR	ON	2017/09/07 10:58
S19	1	"20150314907".pn.	US-PGPUB; USPAT; USOCR	OR	ON	2017/12/09 13:59
S20	1	"5518313".pn.	US-PGPUB; USPAT; USOCR	OR	ON	2017/12/10 19:55
S21	1	"20010000480".pn.	US-PGPUB; USPAT;	OR	ON	2017/12/10 20:07

Nanobebe US Inc., Ex. 1002, Page 174
Nanobebe US Inc. v. Mayborn (UK) Limited et al.

			USOCR			
S22	1	"3804139" .pn.	US-PGPUB; USPAT; USOCR	OR	ON	2017/12/10 20:32
S23	383	b65f1/122.cpc.	US-PGPUB; USPAT; USOCR	OR	ON	2017/12/12 10:47
S24	31	("3217913" | "3504813" | "3669485" | "4088071" | "4290352" | "4373849").PN. OR ("4726616").URPN.	US-PGPUB; USPAT; USOCR	OR	OFF	2017/12/12 10:47
S25	21	("3122249" | "3136575" | "3230003" | "3315828").PN. OR ("3669485").URPN.	US-PGPUB; USPAT; USOCR	OR	OFF	2017/12/12 10:49
S26	40	("0814563" | "20020030335" | "20020125151" | "3214506" | "3643993" | "3840141" | "4214670" | "4456141" | "4550849" | "4726616" | "4913301" | "4955501" | "5105967" | "5183180" | "5330071" | "5423448" | "5538158" | "5582322" | "5776405" | "5886068" | "5922267" | "6632064" | "6676175" | "6702135").PN. OR ("7237689").URPN.	US-PGPUB; USPAT; USOCR	OR	OFF	2017/12/12 10:54
S27	35	("20010052522" | "20030146230" | "20080197645" | "20090179444" | "20100254796" | "4182530" | "4550849" | "4676431" | "4726616" | "4811660" | "5011036" | "5108000" | "5183180" | "5330071" | "5423448" | "5967361" | "6632064" | "7198166" | "7234327" | "7237689" | "7334680" | "7762565" | "8141921" | "D353727" | "D359618" | "D369022" | "D370701" | "D371399" | "D414606" | "D421180" | "D506063" | "D517265" | "D543332" | "D564168" | "D620218").PN. OR ("8322561").URPN.	US-PGPUB; USPAT; USOCR	OR	OFF	2017/12/12 10:56
S29	269	(trash refuse garbage waste) with (container receptacle dumpster) and (fork prong) same (pocket channel)	US-PGPUB; USPAT; USOCR	OR	OFF	2017/12/12 10:59
S30	39	("2803363" | "2808161" | "3083849" | "3195942" | "3283933" | "3342358").PN. OR ("3643993").URPN.	US-PGPUB; USPAT; USOCR	OR	OFF	2017/12/12 11:00
S31	125	("1114321" | "1355213" | "1991965" | "2202675" | "2952379" | "2978136" | "3288319" | "3315800" | "3332319" | "3374915" | "3386218" | "3397496" | "3655087" | "3797691" | "3853238" | "3940007" | "3974616" | "4000827" | "4050604" | "4120551" | "4171059" | "4376593" | "4503973" | "4643314" | "4673087").PN. OR ("4809851").URPN.	US-PGPUB; USPAT; USOCR	OR	OFF	2017/12/12 11:08
S32	34	("2624487" | "3009591" | "3416852" | "3616964" | "3623631" | "3823972" | "4335828" | "4416374" | "4550849" | "4917257" | "4969813" | "5114304" |	US-PGPUB; USPAT; USOCR	OR	OFF	2017/12/12 11:11

Nanobebe US Inc., Ex. 1002, Page 175
Nanobebe US Inc. v. Mayborn (UK) Limited et al.

		"5230434").PN. OR ("5330071").URPN.				
S33	29	("3623631" | "3823972" | "4136465" | "4335828" | "4416374" | "4445623").PN. OR ("4550849").URPN.	US-PGPUB; USPAT; USOCR	OR	OFF	2017/12/12 11:11
S34	14	("20060045680" | "20080197645" | "20080237251" | "20090179444" | "20100089259" | "3669485" | "4550849" | "4798081" | "5089321" | "5183180" | "5330071" | "7237689" | "8141921").PN. OR ("8631940").URPN.	US-PGPUB; USPAT; USOCR	OR	OFF	2017/12/12 11:15
S35	21	("3122249" | "3136575" | "3230003" | "3315828").PN. OR ("3669485").URPN.	US-PGPUB; USPAT; USOCR	OR	OFF	2017/12/12 11:16
S36	80	("2181150" | "3311257" | "3937355" | "3987829" | "4231482" | "4550849" | "4600113" | "4771940").PN. OR ("5183180").URPN.	US-PGPUB; USPAT; USOCR	OR	OFF	2017/12/12 11:18
S37	34	("2624487" | "3009591" | "3416852" | "3616964" | "3623631" | "3823972" | "4335828" | "4416374" | "4550849" | "4917257" | "4969813" | "5114304" | "5230434").PN. OR ("5330071").URPN.	US-PGPUB; USPAT; USOCR	OR	OFF	2017/12/12 11:24
S38	67	("2708047" | "2763386" | "2799418" | "3014344" | "3016157" | "3016175" | "3085703" | "3301422" | "3339763" | "3342358" | "3446377" | "3451571" | "3506149" | "3563137" | "3604577" | "3659733" | "3765554" | "3874534" | "3921839" | "4067464" | "4096595" | "4147266" | "4175903" | "4183711" | "4310279" | "4552500" | "4648775" | "4715767" | "Re31060").PN. OR ("5114304").URPN.	US-PGPUB; USPAT; USOCR	OR	OFF	2017/12/12 11:25
S39	14	("4405278" | "4726616" | "5762462" | "0530057" | "7871233" | "6379099" | "8550282" | "6296132" | "3270902" | "4676431" | "20100254796" | "4771940" | "5613822" | "7083060").PN.	US-PGPUB; USPAT	OR	OFF	2018/02/20 14:00
S40	1197	(trash refuse garbage waste) and (fork prong) same (pocket channel)	US-PGPUB; USPAT; USOCR	OR	OFF	2018/02/20 14:03
S41	387	b65f1/122.cpc.	US-PGPUB; USPAT; USOCR	OR	ON	2018/02/20 14:11
S43	33	("3217913" | "3504813" | "3669485" | "4088071" | "4290352" | "4373849").PN. OR ("4726616").URPN.	US-PGPUB; USPAT; USOCR	OR	OFF	2019/09/17 21:26
S44	33	("3217913" | "3504813" | "3669485" | "4088071" | "4290352" | "4373849").PN. OR ("4726616").URPN.	US-PGPUB; USPAT; USOCR	OR	OFF	2019/09/17 21:31
S45	10	b65f1/122.cpc. and seam	US-PGPUB; USPAT; USOCR	OR	ON	2019/09/17 21:33

Nanobebe US Inc., Ex. 1002, Page 176
Nanobebe US Inc. v. Mayborn (UK) Limited et al.

S46	34	dumpster and weld$4 with seam	US-PGPUB; USPAT; USOCR	OR	ON	2019/09/17 21:35
S47	208	refuse and weld$4 with seam	US-PGPUB; USPAT; USOCR	OR	ON	2019/09/17 21:36
S48	5955	(trash garbage waste) and weld$4 with seam	US-PGPUB; USPAT; USOCR	OR	ON	2019/09/17 21:39
S49	4326	(trash garbage waste) and weld$4 with seam and (metal steel)	US-PGPUB; USPAT; USOCR	OR	ON	2019/09/17 21:40
S50	864	(trash garbage waste) and weld$4 with seam same (conrner wall) and (metal steel)	US-PGPUB; USPAT; USOCR	OR	ON	2019/09/17 21:40
S51	452	(trash garbage waste) and weld$4 with seam same (conrner wall) and (metal steel) with sheet	US-PGPUB; USPAT; USOCR	OR	ON	2019/09/17 21:40
S52	1032	b65d88/54.cpc. B65D88/56.cpc.	US-PGPUB; USPAT; USOCR	OR	ON	2019/09/17 21:48
S53	0	(b65d88/54.cpc. B65D88/56.cpc.) and weld$4 with seam same (conrner wall) and (metal steel) with sheet	US-PGPUB; USPAT; USOCR	OR	ON	2019/09/17 21:49
S54	21	(b65d88/54.cpc. B65D88/56.cpc.) and weld$4 with seam	US-PGPUB; USPAT; USOCR	OR	ON	2019/09/17 21:49
S55	12	("4373849" | "4676431" | "4186844" | "5118000" | "4315574" | "5423448" | "20090032545" | "4157609" | "6702135" | "4955501" | "20060060593" | "20110000382").PN.	US-PGPUB; USPAT; USOCR	OR	ON	2019/09/17 21:54
S57	122	("20020030029" | "20040188373" | "20040226906" | "20050258123" | "3704803" | "4999568" | "5881893" | "6270519" | "7210591" | "7252676" | "D425994" | "D454642" | "1510571" | "20050224444" | "20050247658" | "20070045214" | "20080210655" | "6032810" | "6321931" | "6645228" | "7108676" | "D404138" | "D459815" | "20050184022" | "20050252875" | "20070163983" | "20070278172" | "20080128379" | "20080188894" | "20080314776" | "4834099" | "6959827" | "D444239" | "D464434" | "D465028" | "D520142" | "D626246" | "20050247719" | "20070138121" | "20070272645" | "20080173654" | "3097757" | "3493139" | "5474028" | "7320678" | "7395941" | "D412582" | "D444239" | "D547874" |	US-PGPUB; USPAT; USOCR	OR	ON	2019/09/18 08:59

Nanobebe US Inc., Ex. 1002, Page 177
Nanobebe US Inc. v. Mayborn (UK) Limited et al.

		"2688326" | "20030093120" | "20040124168" | "20050056611" | "20070221604" | "3990596" | "5678710" | "6032810" | "6161710" | "6883672" | "7243814" | "7828821" | "D405530" | "D421306" | "D488560" | "D498849" | "D504724" | "D539910" | "D599028" | "20030089676" | "20030089676" | "0380835" | "2517457" | "20040256345" | "20050035078" | "20050288712" | "20070021782" | "20070095778" | "20070187419" | "20070283666" | "5544766" | "5706973" | "6981962" | "6994225" | "7185775" | "D384748" | "2588069" | "2517457" | "20030106872" | "20050277987" | "20060011571" | "20090005811" | "20090039046" | "3946888" | "5673806" | "6003698" | "6241110" | "6357620" | "6984688" | "7122045" | "7150370" | "D441870" | "D463567" | "D479606" | "D504723" | "D504725" | "2588069" | "2956702" | "20020063103" | "20030032984" | "20030093120" | "20040026351" | "20070102388" | "20070138709" | "0380835" | "5101991" | "5784999" | "6422415" | "6745912" | "6745912" | "7204386" | "7481324" | "D620125" | "6959827").PN.				
S58	72	("1545436" | "1632854" | "1672734" | "1989060" | "2638094" | "2655920" | "3530979" | "3650270" | "3777753" | "3779413" | "3790017" | "4195638" | "4238040" | "4676386" | "4815615" | "5542922" | "5544766").PN. OR ("6003698").URPN.	US-PGPUB; USPAT; USOCR	OR	OFF	2019/09/18 14:55
S59	81	("1545436" | "1672466" | "1672734" | "1984839" | "2060212" | "2655920" | "2736446" | "2825479" | "3190288" | "3193125" | "3645413" | "3661288" | "3787993" | "3858741" | "4006836" | "4832214" | "5322031" | "5544766" | "5690679" | "D371848").PN. OR ("6032810").URPN.	US-PGPUB; USPAT; USOCR	OR	OFF	2019/09/18 15:20
S60	26	("0605161" | "1146639" | "1573519" | "20040220618" | "20060011572" | "20070068890" | "20070272645" | "20080210655" | "20120074090" | "2517457" | "2588069" | "2956702" | "4505398" | "5114374" | "5544766" | "5553726" | "6032810" | "6645228" | "6745912" | "8181800").PN. OR ("9561157").URPN.	US-PGPUB; USPAT; USOCR	OR	OFF	2019/09/18 15:24
S61	8	("2003/0106872").URPN.	USPAT	OR	OFF	2019/09/18 15:31
S62	7	("20030106872" | "20050252875" | "20070102388" | "20090039046" | "6343704").PN. OR ("8708174").URPN.	US-PGPUB; USPAT; USOCR	OR	OFF	2019/09/18 15:32
S63	5	("6343704" | "20040102388" | "20050252875" | "20050252875" | "20030106872" | "20090039046").PN.	US-PGPUB; USPAT;	OR	OFF	2019/09/18 15:34

Nanobebe US Inc., Ex. 1002, Page 178
Nanobebe US Inc. v. Mayborn (UK) Limited et al.

			USOCR			
S64	120	("0380835" | "20020030029" | "20020063103" | "20030032984" | "20030093120" | "20030106872" | "20040026351" | "20040124168" | "20040188373" | "20040226906" | "20040256345" | "20050035078" | "20050056611" | "20050184022" | "20050224444" | "20050247658" | "20050247719" | "20050252875" | "20050258123" | "20050277987" | "20050288712" | "20060011571" | "20070021782" | "20070045214" | "20070095778" | "20070102388" | "20070131637" | "20070138121" | "20070138709" | "20070163983" | "20070187419" | "20070221604" | "20070272645" | "20070278172" | "20070283666" | "20080128379" | "20080173654" | "20080188894" | "20080210655" | "20080314776" | "20090005811" | "20090039046" | "2517457" | "2588069" | "2956702" | "3097757" | "3704803" | "3946888" | "3990596" | "4834099" | "4993568" | "5101991" | "5474028" | "5544766" | "5673806" | "5678710" | "5706973" | "5784999" | "5881893" | "6003698" | "6032810" | "6161710" | "6241110" | "6270519" | "6321931" | "6357620" | "6422415" | "6645228" | "6745912" | "6883672" | "6959827" | "6981962" | "6984688" | "6994225" | "7108676" | "7122045" | "7150370" | "7185775" | "7204386" | "7210591" | "7243814" | "7252676" | "7320678" | "7395941" | "7481324" | "7828821" | "8181800" | "8646632" | "D384748" | "D404138" | "D405530" | "D412582" | "D421306" | "D425994" | "D441870" | "D444239" | "D454642" | "D459815" | "D463567" | "D464434" | "D465028" | "D479606" | "D486579" | "D488560" | "D498849" | "D504723" | "D504724" | "D504725" | "D520142" | "D539910" | "D547874").PN. OR ("D599028" | "D620125" | "D626246").PN. OR ("8910810").URPN.	US-PGPUB; USPAT; USOCR	OR	OFF	2019/09/18 15:35
S65	1060	215/11.5	US-PGPUB; USPAT; USOCR	OR	OFF	2019/09/18 15:35
S66	13	("6959827" | "4505398" | "2989961" | "20040220618" | "0956741" | "3232466" | "20070131637" | "5117994" | "4613050" | "5881893" | "0956741").PN.	US-PGPUB; USPAT; USOCR	OR	OFF	2019/09/18 15:36
S67	1	"6997138".pn.	US-PGPUB; USPAT; USOCR	OR	OFF	2019/09/19 10:27
S68	0	2005/0147778.pn.	US-PGPUB; USPAT;	OR	OFF	2019/09/19 15:24

Nanobebe US Inc., Ex. 1002, Page 179
Nanobebe US Inc. v. Mayborn (UK) Limited et al.

			USOCR			
S69	1	"20050147778".pn.	US-PGPUB; USPAT; USOCR	OR	OFF	2019/09/19 15:25

EAST Search History (Interference)

Ref #	Hits	Search Query	DBs	Default Operator	Plurals	Time Stamp
S42	1	(container body lift pocket face oblique interior hexagon prong channel).clm.	USPAT	AND	OFF	2018/02/20 15:08
S56	12	("20060060593" | "20090032545" | "20110000382" | "4157609" | "4186844" | "4315574" | "4373849" | "4676431" | "4955501" | "5118000" | "5423448" | "6702135").PN. OR ("8875932").URPN.	US-PGPUB; USPAT	OR	OFF	2019/09/17 21:28

9/21/2019 2:50:19 PM
H:\Workspaces\14551783.wsp

Nanobebe US Inc., Ex. 1002, Page 180
Nanobebe US Inc. v. Mayborn (UK) Limited et al.

Doc code: IDS
Doc description: Information Disclosure Statement (IDS) Filed

PTO/SB/08a (02-18)
Approved for use through 11/30/2020. OMB 0651-0031
U.S. Patent and Trademark Office; U.S. DEPARTMENT OF COMMERCE
Under the Paperwork Reduction Act of 1995, no persons are required to respond to a collection of information unless it contains a valid OMB control number.

INFORMATION DISCLOSURE STATEMENT BY APPLICANT

(Not for submission under 37 CFR 1.99)

Application Number	14551783
Filing Date	2014-11-24
First Named Inventor	Arnold Rees, et al.
Art Unit	3781
Examiner Name	Collado, Cynthia Francisca /ANDREW T KIRSCH/
Attorney Docket Number	JM-4.2

U.S.PATENTS Remove

Examiner Initial*	Cite No	Patent Number	Kind Code[1]	Issue Date	Name of Patentee or Applicant of cited Document	Pages,Columns,Lines where Relevant Passages or Relevant Figures Appear
	1	2588069		1952-03-04	A.M. Allen	

If you wish to add additional U.S. Patent citation information please click the Add button. Add

U.S.PATENT APPLICATION PUBLICATIONS Remove

Examiner Initial*	Cite No	Publication Number	Kind Code[1]	Publication Date	Name of Patentee or Applicant of cited Document	Pages,Columns,Lines where Relevant Passages or Relevant Figures Appear
	1	20030093120		2003-05-15	Renz	

If you wish to add additional U.S. Published Application citation information please click the Add button. Add

FOREIGN PATENT DOCUMENTS Remove

Examiner Initial*	Cite No	Foreign Document Number[3]	Country Code[2] i	Kind Code[4]	Publication Date	Name of Patentee or Applicant of cited Document	Pages,Columns,Lines where Relevant Passages or Relevant Figures Appear	T[5]
	1							

If you wish to add additional Foreign Patent Document citation information please click the Add button Add

NON-PATENT LITERATURE DOCUMENTS Remove

Examiner Initials*	Cite No	Include name of the author (in CAPITAL LETTERS), title of the article (when appropriate), title of the item (book, magazine, journal, serial, symposium, catalog, etc), date, pages(s), volume-issue number(s), publisher, city and/or country where published.	T[5]

/ANDREW T KIRSCH/ 09/21/2019

ALL REFERENCES CONSIDERED EXCEPT WHERE LINED THROUGH. /A.T.K/

Nanobebe US Inc., Ex. 1002, Page 181
Nanobebe US Inc. v. Mayborn (UK) Limited et al.

INFORMATION DISCLOSURE STATEMENT BY APPLICANT

(Not for submission under 37 CFR 1.99)

Application Number	14551783
Filing Date	2014-11-24
First Named Inventor	Arnold Rees, et al.
Art Unit	3781
Examiner Name	/ANDREW T KIRSCH/
Attorney Docket Number	JM-4.2

	1	IP India Examination Report for 5762/DELNP/2011 which is a foreign counterpart application for U.S. Application 14/551783; dated February 3, 2018; 4 pages.	

If you wish to add additional non-patent literature document citation information please click the Add button Add

EXAMINER SIGNATURE

Examiner Signature	/ANDREW T KIRSCH/	Date Considered	09/21/2019

*EXAMINER: Initial if reference considered, whether or not citation is in conformance with MPEP 609. Draw line through a citation if not in conformance and not considered. Include copy of this form with next communication to applicant.

[1] See Kind Codes of USPTO Patent Documents at www.USPTO.GOV or MPEP 901.04. [2] Enter office that issued the document, by the two-letter code (WIPO Standard ST.3). [3] For Japanese patent documents, the indication of the year of the reign of the Emperor must precede the serial number of the patent document. [4] Kind of document by the appropriate symbols as indicated on the document under WIPO Standard ST.16 if possible. [5] Applicant is to place a check mark here if English language translation is attached.

ALL REFERENCES CONSIDERED EXCEPT WHERE LINED THROUGH. /A.T.K/

Nanobebe US Inc., Ex. 1002, Page 182
Nanobebe US Inc. v. Mayborn (UK) Limited et al.

INFORMATION DISCLOSURE STATEMENT BY APPLICANT

(Not for submission under 37 CFR 1.99)

Application Number	14551783
Filing Date	2014-11-24
First Named Inventor	Arnold Rees, et al.
Art Unit	3781
Examiner Name	Collado, Cynthia Francisca
Attorney Docket Number	JM-4.2

CERTIFICATION STATEMENT

Please see 37 CFR 1.97 and 1.98 to make the appropriate selection(s):

That each item of information contained in the information disclosure statement was first cited in any communication from a foreign patent office in a counterpart foreign application not more than three months prior to the filing of the information disclosure statement. See 37 CFR 1.97(e)(1).

OR

☐ That no item of information contained in the information disclosure statement was cited in a communication from a foreign patent office in a counterpart foreign application, and, to the knowledge of the person signing the certification after making reasonable inquiry, no item of information contained in the information disclosure statement was known to any individual designated in 37 CFR 1.56(c) more than three months prior to the filing of the information disclosure statement. See 37 CFR 1.97(e)(2).

See attached certification statement.

The fee set forth in 37 CFR 1.17 (p) has been submitted herewith.

☒ A certification statement is not submitted herewith.

SIGNATURE

A signature of the applicant or representative is required in accordance with CFR 1.33, 10.18. Please see CFR 1.4(d) for the form of the signature.

Signature	/Arne M. Olson/	Date (YYYY-MM-DD)	2018-04-20
Name/Print	Arne M. Olson	Registration Number	30,203

This collection of information is required by 37 CFR 1.97 and 1.98. The information is required to obtain or retain a benefit by the public which is to file (and by the USPTO to process) an application. Confidentiality is governed by 35 U.S.C. 122 and 37 CFR 1.14. This collection is estimated to take 1 hour to complete, including gathering, preparing and submitting the completed application form to the USPTO. Time will vary depending upon the individual case. Any comments on the amount of time you require to complete this form and/or suggestions for reducing this burden, should be sent to the Chief Information Officer, U.S. Patent and Trademark Office, U.S. Department of Commerce, P.O. Box 1450, Alexandria, VA 22313-1450. DO NOT SEND FEES OR COMPLETED FORMS TO THIS ADDRESS. **SEND TO: Commissioner for Patents, P.O. Box 1450, Alexandria, VA 22313-1450.**

ALL REFERENCES CONSIDERED EXCEPT WHERE LINED THROUGH. /A.T.K/

Nanobebe US Inc., Ex. 1002, Page 183
Nanobebe US Inc. v. Mayborn (UK) Limited et al.

Privacy Act Statement

The Privacy Act of 1974 (P.L. 93-579) requires that you be given certain information in connection with your submission of the attached form related to a patent application or patent. Accordingly, pursuant to the requirements of the Act, please be advised that: (1) the general authority for the collection of this information is 35 U.S.C. 2(b)(2); (2) furnishing of the information solicited is voluntary; and (3) the principal purpose for which the information is used by the U.S. Patent and Trademark Office is to process and/or examine your submission related to a patent application or patent. If you do not furnish the requested information, the U.S. Patent and Trademark Office may not be able to process and/or examine your submission, which may result in termination of proceedings or abandonment of the application or expiration of the patent.

The information provided by you in this form will be subject to the following routine uses:

1. The information on this form will be treated confidentially to the extent allowed under the Freedom of Information Act (5 U.S.C. 552) and the Privacy Act (5 U.S.C. 552a). Records from this system of records may be disclosed to the Department of Justice to determine whether the Freedom of Information Act requires disclosure of these record s.

2. A record from this system of records may be disclosed, as a routine use, in the course of presenting evidence to a court, magistrate, or administrative tribunal, including disclosures to opposing counsel in the course of settlement negotiations.

3. A record in this system of records may be disclosed, as a routine use, to a Member of Congress submitting a request involving an individual, to whom the record pertains, when the individual has requested assistance from the Member with respect to the subject matter of the record.

4. A record in this system of records may be disclosed, as a routine use, to a contractor of the Agency having need for the information in order to perform a contract. Recipients of information shall be required to comply with the requirements of the Privacy Act of 1974, as amended, pursuant to 5 U.S.C. 552a(m).

5. A record related to an International Application filed under the Patent Cooperation Treaty in this system of records may be disclosed, as a routine use, to the International Bureau of the World Intellectual Property Organization, pursuant to the Patent Cooperation Treaty.

6. A record in this system of records may be disclosed, as a routine use, to another federal agency for purposes of National Security review (35 U.S.C. 181) and for review pursuant to the Atomic Energy Act (42 U.S.C. 218(c)).

7. A record from this system of records may be disclosed, as a routine use, to the Administrator, General Services, or his/her designee, during an inspection of records conducted by GSA as part of that agency's responsibility to recommend improvements in records management practices and programs, under authority of 44 U.S.C. 2904 and 2906. Such disclosure shall be made in accordance with the GSA regulations governing inspection of records for this purpose, and any other relevant (i.e., GSA or Commerce) directive. Such disclosure shall not be used to make determinations about individuals.

8. A record from this system of records may be disclosed, as a routine use, to the public after either publication of the application pursuant to 35 U.S.C. 122(b) or issuance of a patent pursuant to 35 U.S.C. 151. Further, a record may be disclosed, subject to the limitations of 37 CFR 1.14, as a routine use, to the public if the record was filed in an application which became abandoned or in which the proceedings were terminated and which application is referenced by either a published application, an application open to public inspections or an issued patent.

9. A record from this system of records may be disclosed, as a routine use, to a Federal, State, or local law enforcement agency, if the USPTO becomes aware of a violation or potential violation of law or regulation.

ALL REFERENCES CONSIDERED EXCEPT WHERE LINED THROUGH. /A.T.K/

Nanobebe US Inc., Ex. 1002, Page 184
Nanobebe US Inc. v. Mayborn (UK) Limited et al.

IN THE UNITED STATES PATENT AND TRADEMARK OFFICE
BEFORE THE PATENT TRIAL AND APPEAL BOARD

Applicant(s):	Rees, Arnold	)	Confirmation No. 6509
Application No.:	14/551,783	)	
Filing Date:	November 24, 2014	)	Group Art Unit: 3781
For:	Baby Bottle With Flexible Nipple Regions	)	
Examiner:	Collado, Cynthia Francisca	)	**Atty. Docket No.: JM-4.2**

BRIEF ON APPEAL

Mail Stop Appeal Brief-Patents
Commissioner for Patents
P.O. Box 1450
Alexandria, VA 22313-1450

Dear Sirs:

This is an appeal from the Final Rejection rejecting claims 2-8 and 14-19 in the above-identified application.

I. Real Party In Interest

The above-identified patent application has been assigned to JACKEL INTERNATIONAL LIMITED, who is the real party in interest to this appeal. The assignment has been recorded in the United States Patent and Trademark Office at frame 0192 of Reel 035234.

II. Related Appeals And Interferences

Appellant is unaware of any appeals or interferences that may be related to, directly affect or be directly affected by or have a bearing on Board's decision in the pending appeal.

III. Summary of the Claimed Subject Matter

The invention relates to a drinking vessel assembly, and in particular, a baby bottle that helps mimic the human breast in operation and assists in infant feeding. It is designed for particularly young infants that are still nursing. To maximize natural movement, the drinking vessel includes a nipple that has increased flexibility and functionality. (Pg. 1, ll. 15-16). This increased flexibility and functionality permits a teat portion and an areola portion to move towards and away from one another and more natural feeding action is provided. (Pg. 2, ll. 26-28). In particular, this back and forth motion of the nipple can very closely mimic the natural movement of the human breast during sucking by an infant allowing the nipple to move and stretch as skin moves and stretches. (Pg. 5, ll. 2-4).

Independent Claim 18

Independent claim 18 defines a feeding bottle comprising a vessel (112), a collar (130), and a nipple. (Pg. 5, ll. 20-24, FIG. 4). The vessel (112) includes an open top with a first diameter and a body with a second diameter. The body is connected with the open top, and the first diameter of the open top is less than the second diameter of the body.

The collar (130) includes an internally threaded cylindrical portion (132) for securing to the vessel (112) and a downwardly domed peripheral portion (134) surrounding and extending from the cylindrical portion (132). (Pg. 7, ll. 13-15, FIG. 4).

Nanobebe US Inc., Ex. 1002, Page 186
Nanobebe US Inc. v. Mayborn (UK) Limited et al.

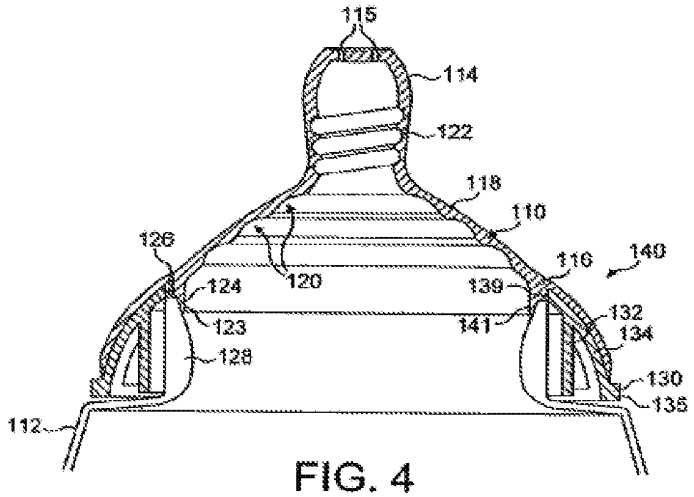

FIG. 4

As shown in FIG. 4, flexibility and functionality is provided by the nipple having a teat portion (110), a base portion (116), and an areola portion (118). (Pg. 3, ll. 27-29, FIG. 4). The teat portion (110) has a variable wall thickness including an aperture (115). (Pg. 5, ll. 21-24). The base portion (116) has a wall thickness in a domed configuration. (Pg. 5, l. 28 – P. 6, l. 1). And the areola portion (118) is between the teat portion (110) and the base portion (116). (Pg. 3, ll. 27-29). This configuration provides an infant with better pursing in allowing them to close their lips effectively around the teat, and again helps in mimicking the human breast so the experience is as close to the natural experience of breast feeding. (Pg. 6, ll. 3-6).

A cylindrical flange (141) is also depending from the base portion (116) and at least one vent passage (126) is extending through the domed portion of the base portion (116) with a length not to extend past the collar (130) and spaced inwardly from the collar (130). (Pg. 8, ll. 1-4). A valve portion (123) is also claimed and it is in communication with the vent passage (126) and projecting downwardly from the flange (141), the flange (141) being arranged to seal with the vessel. (Pg. 8, ll. 1-13). Because of the resilience of the flange (141), when an infant sucks on the teat, pressure is reduced in the vessel (112), and the valve (123) will flex away from the

Nanobebe US Inc., Ex. 1002, Page 187
Nanobebe US Inc. v. Mayborn (UK) Limited et al.

neck of (128) of the vessel (112). (Pg. 8, ll. 5-7). This configuration permits venting in an area between the interior of the vessel and the atmosphere through the teat. (Pg. 8, ll.7-8).

In application, when the infant drinks from a filled vessel, the pressure difference pulls the valve away from the inner face of the neck of the vessel (112) which allows venting through the vent passage 126 and reduces the risk of colic. (Pg. 9, ll. 16-21).

Finally, the nipple is secured to the collar (130) by sealingly capturing the inner edge of the collar between the base portion and the flange. (Pg. 7, ll. 23-26). The nipple is secured to the vessel (112) by capturing the flange (141) of the nipple between the collar (130) and the open top of the vessel (112). (Pg. 7, l. 26 – P. 8, l. 1).

Accordingly, the design of claim 18 provides a drinking vessel having a nipple with increased flexibility and functionality which permits a more natural feeding action that can closely mimic the natural movement of the human breast thereby assisting an infant that is nursing.

Independent Claim 19

Independent claim 19 defines a feeding bottle comprising a vessel (112), a collar (130), and a nipple. (Pg. 5, ll. 20-24, FIG. 4). The vessel (112) includes an open top with a first diameter and a body with a second diameter. The body is connected with the open top, and the first diameter of the open top is less than the second diameter of the body.

The collar (130) includes an internally threaded cylindrical portion (132) for securing to the vessel (112) and a downwardly domed peripheral portion (134) surrounding and extending from the cylindrical portion (132). (Pg. 7, ll. 13-15, FIG. 4).

Nanobebe US Inc., Ex. 1002, Page 188
Nanobebe US Inc. v. Mayborn (UK) Limited et al.

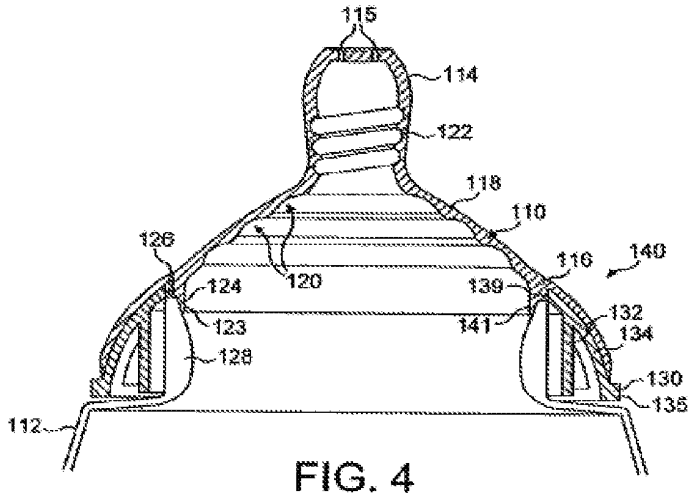

FIG. 4

As shown in FIG. 4, flexibility and functionality is provided by the nipple having a teat portion (110), a base portion (116), and an areola portion (118). (Pg. 3, ll. 27-29, FIG. 4). The teat portion (110) has a variable wall thickness including an aperture (115). (Pg. 5, ll. 21-24). The base portion (116) has a wall thickness in a domed configuration. (Pg. 5, l. 28 – P. 6, l. 1). And the areola portion (118) is between the teat portion (110) and the base portion (116). (Pg. 3, ll. 27-29). This configuration provides an infant with better pursing in allowing them to close their lips effectively around the teat, and again helps in mimicking the human breast so the experience is as close to the natural experience of breast feeding. (Pg. 6, ll. 3-6).

Independent claim 19 also includes a cylindrical flange (141) depending from the base portion (116) and at least one vent passage (126) extending through the domed portion (116) of the base portion and spaced inwardly from the collar (130). (Pg. 8, ll. 1-4). A valve portion (123) is also claimed and it is in communication with the vent passage (126) and projecting downwardly from the flange (141), the flange (141) being arranged to seal with the vessel. (Pg. 8, ll. 1-13). Because of the resilience of the flange (141), when an infant sucks on the teat, pressure is reduced in the vessel (112), and the valve (123) will flex away from the neck of (128)

Nanobebe US Inc., Ex. 1002, Page 189
Nanobebe US Inc. v. Mayborn (UK) Limited et al.

of the vessel (112). (Pg. 8, ll. 5-7). This configuration permits venting in an area between the interior of the vessel and the atmosphere through the teat. (Pg. 8, ll.7-8).

In application, when the infant drinks from a filled vessel, the pressure difference pulls the valve away from the inner face of the neck of the vessel (112) which allows venting through the vent passage 126 and reduces the risk of colic. (Pg. 9, ll. 16-21).

Independent claim 19 also defines an outer surface of the teat portion (110) having a first texture and an outer surface of the areola portion having a second texture. (Pg. 5, ll. 24-27; Pg. 6, ll. 15-17). This can further help the natural experience. For example, the teat can have a texture that is designed to mimic the human breast such as having a skin-like texture that is either molded or otherwise patterned on to its surface. (Pg. 4, ll. 18-19; Pg. 5, ll. 24-27).

Finally, the nipple is secured to the collar (130) by sealingly capturing the inner edge of the collar between the base portion and the flange. (Pg. 7, ll. 23-26). The nipple is secured to the vessel (112) by capturing the flange (141) of the nipple between the collar (130) and the open top of the vessel (112). (Pg. 7, l. 26 – P. 8, l. 1).

Accordingly, the design of claim 19 provides a drinking vessel having a nipple with increased flexibility and functionality which permits a more natural feeding action that can closely mimic the natural movement of the human breast thereby assisting an infant that is nursing.

IV. Grounds of Rejection for Review on Appeal

The Appellant seeks review of the rejection of claims 2-8 and 14-19 under 35 U.S.C. §103(a) as being unpatentable over U.S. Patent No. 6,959,827 to Morano ("Morano") in view of U.S. Patent No. 1,510,571 to Ware ("Ware") and further in view of U.S. Publication No. 2003/0089676 to Uehara ("Uehara").

Nanobebe US Inc., Ex. 1002, Page 190
Nanobebe US Inc. v. Mayborn (UK) Limited et al.

V. Argument

A. Applicable Law

A *prima facie* case for obviousness requires that the asserted combination of references teaches or suggests all of the limitations of the rejected claims. *See In re Royka,* 180 USPQ 580 (CCPA 1974). Obviousness can be established when there is some motivation to combine the teachings of the prior art. MPEP 2143.01. Without such motivation, a skilled artisan would not arrive at the claimed combination. *See In re Stepan Co.*, 868 F.3d 1342, 1347, n. 1 (Fed. Cir. 2017). Where the cited art teaches away from a claimed feature, the cited art is not available for the purposes of an obviousness rejection. MPEP 2144.05; 2145. If a proposed modification would render the prior art invention unsatisfactory for its intended purpose, then there is no suggestion or motivation to make the proposed modification. MPEP 2143.01; *In re Gordon*, 733 F.2d 900, 221 USPQ 1125 (Fed. Cir. 1984). It is respectfully submitted that the Examiner's position is not warranted and the obviousness rejection does not meet the requirements of 35 U.S.C. 103(a).

B. Claim 18 is Not Rendered Obvious Under 35 U.S.C. §103(a) by the Cited Prior Art

i. There is No Motivation to Combine Morano's Handled Cup for Juveniles and Ware's Nipple for Infants

It is the Examiner's burden to establish prima facie obviousness and the Examiner must provide evidence that would demonstrate "a reason that would have prompted a person of ordinary skill in the relevant field to combine the elements in the way the claimed new invention does." *KSR Int'l Co. v. Telejlex Inc.,* 127 S.Ct. 1727, 1741 (2007). If "…a rejection is based on combining disclosures from multiple references… there must be a motivation to make the combination and a reasonable expectation that such a combination would be successful,

Nanobebe US Inc., Ex. 1002, Page 191
Nanobebe US Inc. v. Mayborn (UK) Limited et al.

otherwise a skilled artisan would not arrive at the claimed combination." *In re Stepan Co.*, 868 F.3d 1342, 1347, n. 1 (Fed. Cir. 2017).

The Examiner, however, provides no reason to combine Morano and Ware. In fact, no reason exists because they are each directed to different problems—Morano preventing older children from spilling liquid when they tip over a sippy cup and Ware providing a nipple for infants in an attempt to replicate a natural breast.

Morano is directed to a drinking vessel with adjustable handles that will allow a "juvenile" to hold the drinking vessel with "great flexibility." (Morano, Abstract). It is not a baby bottle. Indeed, the Morano drinking vessel is really for older children who may have difficulty with drops and spills and, therefore, is "appropriate for use by an individual with impaired manual dexterity;" not infants. *See* Morano, col. 2, ll. 47-49.

In referring to Morano FIG. 1 below, a "mouth interface 68 allows the potable liquid to flow therethrough from the container 12 to the mouth of the juvenile. The mouth interface 68 directly contacts the juvenile's mouth." (Morano, col. 3, ll. 50-53).

Nanobebe US Inc., Ex. 1002, Page 192
Nanobebe US Inc. v. Mayborn (UK) Limited et al.

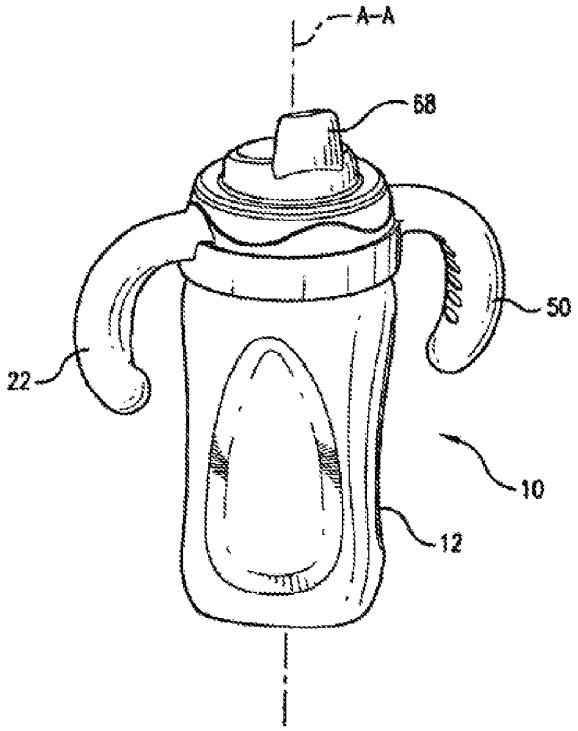

FIG. 1

As shown in FIG. 1, the mouth interface 68 is in the form of a spout and in no way could mimic the natural human breast, nor would it be obvious to a person of ordinary skill in the art since Morano is directed to juveniles and not infants. In fact, Morano **cannot** be used by an infant who is nursing.

The stated purpose of Ware is to provide infants a nipple that "closely approximate[] the form and softness of a mother's breast." (Ware, col. 1, ll. 13-14). Accordingly, Morano and Ware are directed to different problems—older children spilling liquid and infant breastfeeding—and neither one is reasonably pertinent to the other.

Further, Ware's purpose is to provide a drinking apparatus that closely approximates a mother's breast such that it will not collapse or be drawn, *by outside air pressure*, down into the mouth or neck of the bottle. (Ware, col. 1, ll. 9-16). Accordingly, Ware teaches an "air valve" to

Nanobebe US Inc., Ex. 1002, Page 193
Nanobebe US Inc. v. Mayborn (UK) Limited et al.

"offer a minimum amount of resistance to the admission of air to the bottle." (*Id.*, col. 2, ll. 70-72).

Morano, however, has nothing to do with *air resistance* and is instead directed to solving a completely different problem, *i.e.*, adding "adjustable handles" for drinking vessels. (Morano, col. 1, ll. 34-35; claim 1-9). In fact, Morano teaches a collar 24 that screws to the vessel whereas Ware does not even teach a collar. Instead, Ware discloses a band 3 on the nipple for gripping the bottle.

Accordingly, the Examiner has failed to demonstrate a reason for combining the different elements from Morano with Ware as required by *In re Stepan Co.*, 868 F.3d 1342 (Fed. Cir. 2017).

ii. Morano Does Not Teach "at least one vent passage extending through the domed portion of the base portion with a length not to extend past the collar…" and Ware Does Not Teach a Collar

Even if it were proper to combine Morano and Ware, these references do not teach each of the claim limitations. Independent claim 18 requires "at least one vent passage extending through the domed portion of the base portion with a length not to extend past the collar." The Examiner admits that "Morano fails to show a vent passage extending through the base portion with a length not to extend past the collar, a valve portion in communication with the vent passage and projecting downwardly from the flange." (7/26/19 Final Office Action at p. 3, hereinafter "OA"). As discussed above, Morano does not have a "vent" because it is a drinking cup for older children and not a baby bottle.

The Office Action relies on Ware to teach the missing limitation of "at least one vent passage extending through the domed portion of the base portion with a length not to extend past ***the collar.***" (OA, p. 3) (emphasis added). Ware, however, does not even have a "collar."

Nanobebe US Inc., Ex. 1002, Page 194
Nanobebe US Inc. v. Mayborn (UK) Limited et al.

Ware is directed to "rubber nipples" secured directly to the mouth of a nursing bottle without a collar. (Ware, col. 1, ll. 9-11). As shown in Ware's FIG. 2 (annotated below), Ware includes three parts—a nipple portion 1, a breast portion 2, and a band 3. (Ware, col. 3, ll. 15-18). There is no collar to set a limit for the vent passage.

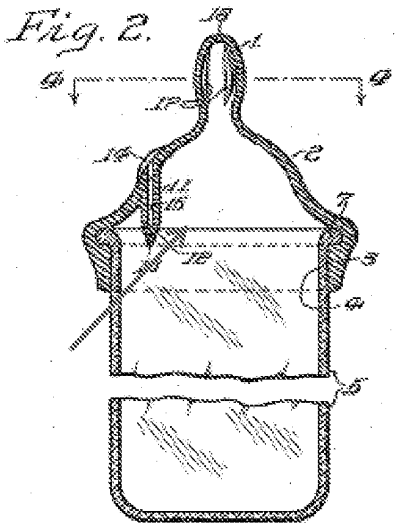

The band 3 is "adapted to tightly clasp around the upper end or mouth or neck 4 of a nursing bottle or receptacle 5 when stretched thereover." (*Id.*, col. 3, ll. 18-22). Accordingly, Ware's "air tube 11" extends not past any collar (shown in red arrow) but directly into the "receptacle 5" and into the milk. Ware further explains that the air tube draws air into the bottle:

> "...an air tube 11 extending preferably a short distance downwardly from the inner surface of the breast portion 2 and when first molded its lower tapering end 12 is closed. This closed end is then slit or cut in any suitable way longitudinally of the tube to provide a valve 13 which will permit air to be drawn therethrough ***into the bottle***..." (Ware, col. 4, ll. 91-99) (emphasis added).

In contrast, Applicant's invention recites "at least one vent passage extending through the domed portion of the base portion with a length not to extend past the collar." (Claim 18). For example, Applicant's "vent passage 126" is shown in FIG. 4 (reproduced below with blue arrow):

Nanobebe US Inc., Ex. 1002, Page 195
Nanobebe US Inc. v. Mayborn (UK) Limited et al.

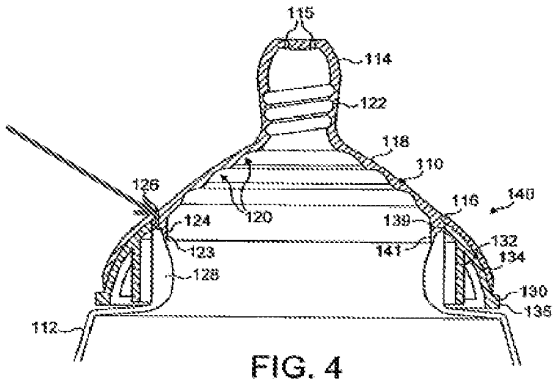

FIG. 4

Applicant explains that "[t]he teat 110 is over-moulded onto the screw collar 130 and the domed portion 134 terminates at a central circular orifice corresponding with an outer face of the neck 128 of the vessel 112." (US Pub. No. 20150083685, [0032]; hereinafter "the '685 application"). "The teat 110 includes a vent passage 126 through the elastomer material and substantially at the periphery." (*Id.*, [0033]).

Unlike Ware, Applicant's claimed "vent passage" has a "length not to extend past the collar." This keeps it out of the milk as can happen in Ware. Accordingly, even if it would be obvious to combine Ware with the Morano, the cited combination still does not teach each of the limitations of claim 18.

iii. Neither Morano Nor Ware Teach "A Teat Portion Having a Variable Wall Thickness Including an Aperture"

Independent claim 18 requires "a teat portion having a variable wall thickness including an aperture." The Examiner admits that neither Morano nor Ware teach this limitation. (OA, p. 4). The Examiner, however relies on a Uehara as its third piece of art in the rejection. But the Examiner fails to identify any motivation to combine Uehara with Ware and Morano. In fact, no reason exists because Uehara and Morano are each directed to different problems—Morano preventing older children from spilling liquid when they tip over a sippy cup and Uehara

Nanobebe US Inc., Ex. 1002, Page 196
Nanobebe US Inc. v. Mayborn (UK) Limited et al.

providing a nipple for infants. *See In re Stepan Co.*, 868 F.3d 1342 (Fed. Cir. 2017). For at least this reason, Appellant requests that the rejection based on 35 U.S.C. §103(a) is not supported by the record and should be reversed.

C. Claim 19 is Not Rendered Obvious Under 35 U.S.C. §103(a) by the Cited Prior Art

i. There is No Motivation to Combine Morano's Handled Cup for Juveniles and Ware's Nipple for Infants

As discussed above, the Examiner has not met her burden to establish prima facie obviousness. *KSR Int'l Co. v. Telejlex Inc.,* 127 S.Ct. 1727, 1741 (2007). Even if Morano and Ware would have taught each of the Applicant's claimed elements, there is no reason to combine them since they are each directed to different problems—Morano preventing older children from spilling liquid and Ware providing a nipple for infants to replicate a natural breast. *See supra* **V.B.i.** on page 7.

ii. The Prior Art Does Not Disclose That "An Outer Surface of the Teat Portion Has a First Texture and an Outer Surface of the Areola Portion Has a Second Texture"

Independent claim 19 includes the limitation "wherein an outer surface of the teat portion has a first texture and an outer surface of the areola portion has a second texture." This limitation is not taught by the prior art.

The Office Action argues that Morano teaches this limitation and references that the figure below shows "the areola texture is bumpy and the teat surface is smooth."

Nanobebe US Inc., Ex. 1002, Page 197
Nanobebe US Inc. v. Mayborn (UK) Limited et al.

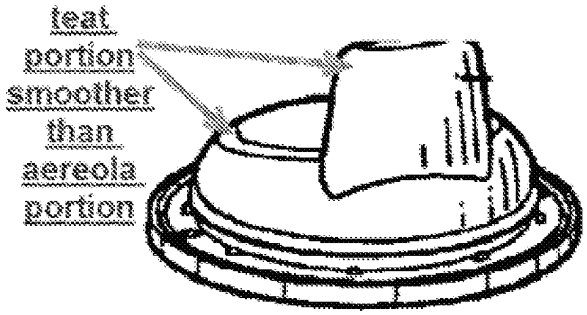

OA, pp. 5-6. The Office Action theorizes that because there are two lines on the alleged areola portion of mouth interface of Morano, the teat portion is smoother than the areola portion:

> "One can see in the figure that the areola section has an interruption which would make the texture in that section different from the teat surface which does not have any interruptions." OA, p. 8.

But this conclusion is without evidence and Morano also lacks any such disclosure of a "first texture" and a "second texture." Morano does not even mention texture. In fact, since Morano is directed to a drinking cup for older children, there would be no reason to include a texture on the spout 168 that attempted to mimic a natural breast.

In contrast, Applicant explains the specific reason for its two textures: "[t]he teat 110 is textured and shaped to mimic the human breast and can, for example have skin-like texture varying between the teat portion, areola region and base portion, similar to the human breast." (Pg. 5, ll. 24-27). The Applicant's specification further explains that:

> "the teat can be textured on its outer and/or inner surface to enhance operation or realism of the teat as appropriate." (Pg. 6, ll. 15-17).
> ...
> "For example the teat portion can be made progressively longer as the age of the infant who will be using the teat increases and/or the texture can be made less prominent, for example ranging from coarse for new-borns through fine to gloss." (Pg. 10, 3-5).

Accordingly, Applicant's particularized purpose for having a "first texture" and a "second texture" is not taught or suggested by Morano.

Nanobebe US Inc., Ex. 1002, Page 198
Nanobebe US Inc. v. Mayborn (UK) Limited et al.

iii. Morano Does Not Teach "A Vent Passage Extending Through the Base Portion, a Valve Portion in Communication with the Vent Passage and Projecting Downwardly from the Flange" and Ware Does Not Have A Collar

Independent claim 19 requires "at least one vent passage extending through the domed portion of the base portion and spaced inwardly from the collar, a valve portion in communication with the vent passage and projecting downwardly from the flange." The Examiner admits that "Morano fails to show a vent passage extending through the base portion, a valve portion in communication with the vent passage and projecting downwardly from the flange." (OA, p. 8). The Office Action also never addresses the requirement of claim 19 for the "at least one vent passage" to be "spaced inwardly from the collar." As discussed above, Morano does not have a "vent" because it is a drinking cup for older children and not a baby bottle.

The Office Action relies on Ware to teach the missing limitation of "to have a vent passage extending through the base portion of the nipple, a valve portion in communication with the vent passage and projecting downwardly from the flange." (OA, p. 8) (emphasis added). Ware, however, does not even have a "collar."

Ware is directed to "rubber nipples" secured directly to the mouth of a nursing bottle without a collar. (Ware, col. 1, ll. 9-11). As shown in Ware's FIG. 2 (annotated below), Ware includes three parts—a nipple portion 1, a breast portion 2, and a band 3. (Ware, col. 3, ll. 15-18). There is no collar to set a limit for the vent passage.

Nanobebe US Inc., Ex. 1002, Page 199
Nanobebe US Inc. v. Mayborn (UK) Limited et al.

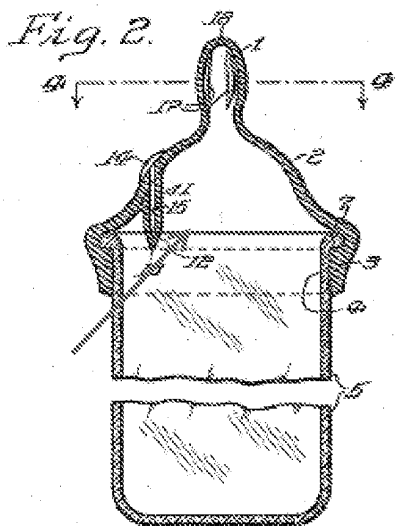

The band 3 is "adapted to tightly clasp around the upper end or mouth or neck 4 of a nursing bottle or receptacle 5 when stretched thereover." (*Id.*, col. 3, ll. 18-22). Accordingly, Ware's "air tube 11" extends not past any collar (shown in red arrow) but directly into the "receptacle 5" and into the milk. Ware further explains that the air tube draws air into the bottle:

> "...an air tube 11 extending preferably a short distance downwardly from the inner surface of the breast portion 2 and when first molded its lower tapering end 12 is closed. This closed end is then slit or cut in any suitable way longitudinally of the tube to provide a valve 13 which will permit air to be drawn therethrough ***into the bottle***..." (Ware, col. 4, ll. 91-99) (emphasis added).

In contrast, Applicant's invention recites "at least one vent passage extending through the domed portion of the base portion with a length not to extend past the collar." (Claim 18). For example, Applicant's "vent passage 126" is shown in FIG. 4 (reproduced below with blue arrow):

Nanobebe US Inc., Ex. 1002, Page 200
Nanobebe US Inc. v. Mayborn (UK) Limited et al.

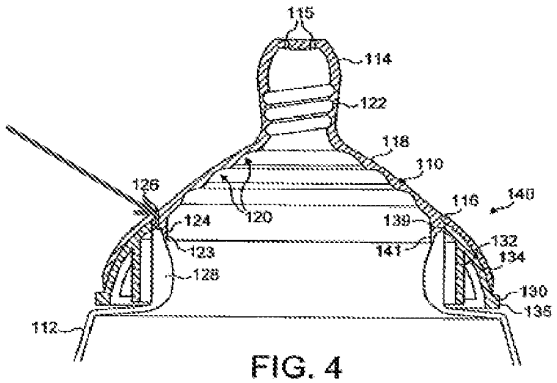

FIG. 4

Applicant explains that "[t]he teat 110 is over-moulded onto the screw collar 130 and the domed portion 134 terminates at a central circular orifice corresponding with an outer face of the neck 128 of the vessel 112." (US Pub. No. 20150083685, [0032]; hereinafter "the '685 application"). "The teat 110 includes a vent passage 126 through the elastomer material and substantially at the periphery." (*Id.*, [0033]).

Unlike Ware, Applicant's claimed "vent passage" has a "length not to extend past the collar." This keeps it out of the milk as can happen in Ware. Accordingly, even if it would be obvious to combine Ware with the Morano, the cited combination still does not teach each of the limitations of claim 19.

iv. Neither Morano Nor Ware Teach "A Teat Portion Having a Variable Wall Thickness Including an Aperture"

Independent claim 19 requires "a teat portion having a variable wall thickness including an aperture." The Examiner admits that neither Morano nor Ware teach this limitation. (OA, p. 8). The Examiner, however, relies on a Uehara as its third piece of art in the rejection. But the Examiner fails to identify any motivation to combine Uehara with Ware and Morano. In fact, no reason exists because Uehara and Morano are each directed to different problems—Morano preventing older children from spilling liquid when they tip over a sippy cup and Uehara

Nanobebe US Inc., Ex. 1002, Page 201
Nanobebe US Inc. v. Mayborn (UK) Limited et al.

providing a nipple for infants. *See In re Stepan Co.*, 868 F.3d 1342 (Fed. Cir. 2017). For at least this reason, Appellant requests that the rejection based on 35 U.S.C. §103(a) is not supported by the record and should be reversed. For at least this reason, Appellant requests that the rejection based on 35 U.S.C. §103(a) is not supported by the record and should be reversed.

D. Claim 2 is Not Rendered Obvious Under 35 U.S.C. §103(a) by the Cited Prior Art

Claim 2 depends from independent claim 18 and adds the limitation "wherein the vessel has two indentations."

As discussed above, the Examiner's rejection of claim 18 was improper and should be reversed. As claim 18 is patentable because the cited prior art does not teach "at least one vent passage extending through the domed portion of the base portion with a length not to extend past the collar," dependent claim 2 is also patentable.

E. Claim 3 is Not Rendered Obvious Under 35 U.S.C. §103(a) by the Cited Prior Art

Claim 3 depends from independent claim 18 and adds the limitation "wherein the flange forms an elastomer sealing ring sealing against the top of the vessel." The Examiner admits that Morano does not disclose this limitation. (OA, pp. 5-6). Instead, the Examiner relies on Uehara stating "[b]ased on the teachings of Uehara, it would have been obvious to one having ordinary skill in the art at the time the invention was made to an (sic) elastomer sealing ring sealing against the top of the vessel." (OA, p. 6). While Uehara teaches "the nipple portion is composed of an elastic material having a hardness of 5 to 25 degrees…" (Uehara, ¶[0072]), it fails to teach the specific claim 3 limitation of an "elastomer sealing ring." Accordingly, the Examiner's rejection of claim 3 was improper.

Nanobebe US Inc., Ex. 1002, Page 202
Nanobebe US Inc. v. Mayborn (UK) Limited et al.

The is also no reason to combine Uehara and Morano because each are directed to different problems—Morano preventing older children from spilling liquid when they tip over a sippy cup and Uehara providing a nipple for infants. *See In re Stepan Co.*, 868 F.3d 1342 (Fed. Cir. 2017). For at least this reason, Appellant requests that the rejection based on 35 U.S.C. §103(a) is not supported by the record and should be reversed.

Finally, as discussed above, the Examiner's rejection of claim 18 was improper and should be reversed. As claim 18 is patentable because the cited prior art does not teach "at least one vent passage extending through the domed portion of the base portion with a length not to extend past the collar," dependent claim 3 is also patentable.

F. Claim 4 is Not Rendered Obvious Under 35 U.S.C. §103(a) by the Cited Prior Art

Claim 4 depends from independent claim 18 and adds the limitation "wherein the open top of the vessel comprises a vessel neck."

As discussed above, the Examiner's rejection of claim 18 was improper and should be reversed. As claim 18 is patentable because the cited prior art does not teach "at least one vent passage extending through the domed portion of the base portion with a length not to extend past the collar," dependent claim 4 is also patentable.

G. Claim 5 is Not Rendered Obvious Under 35 U.S.C. §103(a) by the Cited Prior Art

Claim 5 depends from independent claim 18 and adds the limitation "wherein the open top of the vessel comprises an outwardly threaded vessel neck."

As discussed above, the Examiner's rejection of claim 18 was improper and should be reversed. As claim 18 is patentable because the cited prior art does not teach "at least one vent passage extending through the domed portion of the base portion with a length not to extend past

Nanobebe US Inc., Ex. 1002, Page 203
Nanobebe US Inc. v. Mayborn (UK) Limited et al.

the collar," dependent claim 5is also patentable.

H. Claim 6 is Not Rendered Obvious Under 35 U.S.C. §103(a) by the Cited Prior Art

Claim 6 depends from independent claim 18 and adds the limitation "wherein the internally threaded cylindrical portion of the collar is sized to mate with the open top of the vessel."

As discussed above, the Examiner's rejection of claim 18 was improper and should be reversed. As claim 18 is patentable because the cited prior art does not teach "at least one vent passage extending through the domed portion of the base portion with a length not to extend past the collar," dependent claim 17 is also patentable.

I. Claim 7 is Not Rendered Obvious Under 35 U.S.C. §103(a) by the Cited Prior Art

Claim 7 depends from independent claim 18 and adds the limitation "wherein the collar comprises polypropylene."

As discussed above, the Examiner's rejection of claim 18 was improper and should be reversed. As claim 18 is patentable because the cited prior art does not teach "at least one vent passage extending through the domed portion of the base portion with a length not to extend past the collar," dependent claim 7 is also patentable.

J. Claim 8 is Not Rendered Obvious Under 35 U.S.C. §103(a) by the Cited Prior Art

Claim 8 depends from independent claim 18 and adds the limitation "wherein the air valve is a one-way air-inlet valve." Morano does not teach this limitation. Instead, the Examiner relies on Ware. (OA, p. 6). There is no motivation to combine Morano and Ware. Ware provides a drinking apparatus that closely approximates a mother's breast such that it will not

Nanobebe US Inc., Ex. 1002, Page 204
Nanobebe US Inc. v. Mayborn (UK) Limited et al.

collapse or be drawn, *by outside air pressure*, down into the mouth or neck of the bottle. (Ware, col. 1, ll. 9-16). Accordingly, Ware teaches an "air valve" to "offer a minimum amount of resistance to the admission of air to the bottle." (*Id.*, col. 2, ll. 70-72). Morano, however, has nothing to do with *air resistance* and is instead directed to solving a completely different problem, *i.e.*, adding "adjustable handles" for drinking vessels. (Morano, col. 1, ll. 34-35; claim 1-9). Accordingly, the Examiner's rejection of claim 8 was not proper.

As discussed above, the Examiner's rejection of claim 18 was improper and should be reversed. As claim 18 is patentable because the cited prior art does not teach "at least one vent passage extending through the domed portion of the base portion with a length not to extend past the collar," dependent claim 8 is also patentable.

K. Claim 14 is Not Rendered Obvious Under 35 U.S.C. §103(a) by the Cited Prior Art

Claim 14 depends from independent claim 18 and adds the limitation "wherein an outer surface of the teat portion has a first texture and an outer surface of the areola portion has a second texture."

Claim 14 includes the limitation "wherein an outer surface of the teat portion has a first texture and an outer surface of the areola portion has a second texture." This limitation is not taught by the prior art. The Office Action argues that Morano teaches this limitation and references that the figure below shows "the areola texture is bumpy and the teat surface is smooth."

Nanobebe US Inc., Ex. 1002, Page 205
Nanobebe US Inc. v. Mayborn (UK) Limited et al.

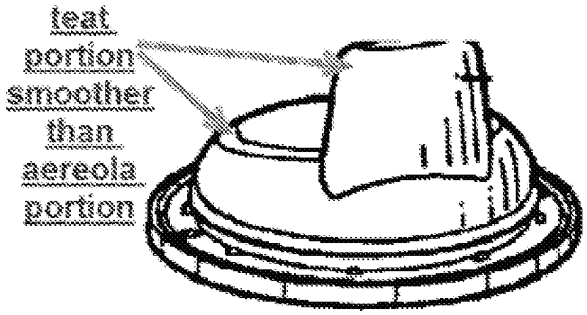

See OA, pp. 5-6. The Office Action surmises that because there are two lines on the alleged areola portion of mouth interface of Morano, the teat portion is smoother than the areola portion:

> "One can see in the figure that the areola section has an interruption which would make the texture in that section different from the teat surface which does not have any interruptions." OA, p. 8.

But this conclusion is without evidence and Morano also lacks any such disclosure of a "first texture" and a "second texture." Morano does not even mention texture. In fact, since Morano is directed to a drinking cup for older children, there would be no reason to include a texture on the spout 168 that attempted to mimic a natural breast.

In contrast, Applicant explains the specific reason for its two textures: "[t]he teat 110 is textured and shaped to mimic the human breast and can, for example have skin-like texture varying between the teat portion, areola region and base portion, similar to the human breast." (The '685 application, [0027]). The specification further explains that:

> "the teat can be textured on its outer and/or inner surface to enhance operation or realism of the teat as appropriate." (*Id.*, [0028]).
> …
> "For example the teat portion can be made progressively longer as the age of the infant who will be using the teat increases and/or the texture can be made less prominent, for example ranging from coarse for new-borns through fine to gloss." (*Id.*, [0040]).

Nanobebe US Inc., Ex. 1002, Page 206
Nanobebe US Inc. v. Mayborn (UK) Limited et al.

Accordingly, Applicant's particularized purpose for having a "first texture" and a "second texture" is not taught or suggested by Morano. Thus, the Examiner's rejection of claim 14 was not proper.

As discussed above, the Examiner's rejection of claim 18 was improper and should be reversed. As claim 18 is patentable because the cited prior art does not teach "at least one vent passage extending through the domed portion of the base portion with a length not to extend past the collar," dependent claim 14 is also patentable.

L. Claim 15 is Not Rendered Obvious Under 35 U.S.C. §103(a) by the Cited Prior Art

Claim 15 depends from independent claim 18 and adds the limitation "wherein an inner surface of the areola portion has at least one groove extending circumferentially."

The Examiner admits that Morano does not teach this limitation. (OA, pp. 6-7). The Examiner, however relies on a Uehara as its third piece of art in the rejection. (OA, p. 7). But the Examiner fails to identify any motivation to combine Uehara with Ware and Morano. In fact, no reason exists because Uehara and Morano are each directed to different problems—Morano preventing older children from spilling liquid when they tip over a sippy cup and Uehara providing a nipple for infants. *See In re Stepan Co.*, 868 F.3d 1342 (Fed. Cir. 2017). For at least this reason, Appellant requests that the rejection based on 35 U.S.C. §103(a) is not supported by the record and should be reversed.

As discussed above, the Examiner's rejection of claim 18 was improper and should be reversed. As claim 18 is patentable because the cited prior art does not teach "at least one vent passage extending through the domed portion of the base portion with a length not to extend past the collar," dependent claim 15 is also patentable.

Nanobebe US Inc., Ex. 1002, Page 207
Nanobebe US Inc. v. Mayborn (UK) Limited et al.

M. Claim 16 is Not Rendered Obvious Under 35 U.S.C. §103(a) by the Cited Prior Art

Claim 16 depends from independent claim 18 and adds the limitation "wherein the teat walls decrease in thickness from the base portion through to the teat portion."

The Examiner admits that Morano does teach this limitation. (OA, p. 7). The Examiner, however relies on a Uehara as its third piece of art in the rejection. (OA, p. 7). But the Examiner fails to identify any motivation to combine Uehara with Ware and Morano. In fact, no reason exists because Uehara and Morano are each directed to different problems—Morano preventing older children from spilling liquid when they tip over a sippy cup and Uehara providing a nipple for infants. *See In re Stepan Co.*, 868 F.3d 1342 (Fed. Cir. 2017). For at least this reason, Appellant requests that the rejection based on 35 U.S.C. §103(a) is not supported by the record and should be reversed.

As discussed above, the Examiner's rejection of claim 18 was improper and should be reversed. As claim 18 is patentable because the cited prior art does not teach "at least one vent passage extending through the domed portion of the base portion with a length not to extend past the collar," dependent claim 16 is also patentable.

N. Claim 17 is Not Rendered Obvious Under 35 U.S.C. §103(a) by the Cited Prior Art

Claim 17 depends from independent claim 18 and adds the limitation "wherein the air valve is located below a top edge of the collar."

Morano does not teach this limitation. Instead, the Examiner relies on Ware. (OA, p. 7). There is no motivation to combine Morano and Ware. Ware provides a drinking apparatus that closely approximates a mother's breast such that it will not collapse or be drawn, *by outside air pressure*, down into the mouth or neck of the bottle. (Ware, col. 1, ll. 9-16). Accordingly, Ware

Nanobebe US Inc., Ex. 1002, Page 208
Nanobebe US Inc. v. Mayborn (UK) Limited et al.

teaches an "air valve" to "offer a minimum amount of resistance to the admission of air to the bottle." (*Id.*, col. 2, ll. 70-72). Morano, however, has nothing to do with *air resistance* and is instead directed to solving a completely different problem, *i.e.*, adding "adjustable handles" for drinking vessels. (Morano, col. 1, ll. 34-35; claim 1-9). Accordingly, the Examiner's rejection of claim 17 was not proper.

As discussed above, the Examiner's rejection of claim 18 was improper and should be reversed. As claim 18 is patentable because the cited prior art does not teach "at least one vent passage extending through the domed portion of the base portion with a length not to extend past the collar," dependent claim 17 is also patentable.

VI. Conclusion

It was incumbent upon the Examiner to have provided sufficient evidence to sustain a *prima facie* case of obviousness. The Examiner has failed to carry the burden of providing a factual basis to support conclusions of obviousness. *See In re Alton*, 76 F.3d 1168, 1175 (Fed. Cir. 1996); *In re Oetiker*, 977 F.2d 1443, 1445 (Fed. Cir. 1992) ("the examiner bears the initial burden on review of the prior art or on any other ground of presenting a *prima facie* case of unpatentability"). In particular, the Examiner provides no motivation for combining Morano's sippy cup for older children and Ware's nipple for infants. Accordingly, without such reason or motivation, "a skilled artisan would not arrive at the claimed combination." *In re Stepan Co.*, 868 F.3d 1342, 1347, n. 1 (Fed. Cir. 2017).

Nanobebe US Inc., Ex. 1002, Page 209
Nanobebe US Inc. v. Mayborn (UK) Limited et al.

The Examiner's stated positions are not tenable and should be reversed, and allowance of the application is respectfully requested.

Respectfully submitted,

Date: April 12, 2019

By: /Arne M. Olson/
Arne M. Olson (Reg. No. 30,203)

OLSON & CEPURITIS, LTD.
20 North Wacker Drive
36th Floor
Chicago, IL 60606
Telephone: (312) 580-1180
Fax: (312) 580-1189

Nanobebe US Inc., Ex. 1002, Page 210
Nanobebe US Inc. v. Mayborn (UK) Limited et al.

CLAIMS APPENDIX

1. (Cancelled).

2. The feeding bottle of claim 18 wherein the vessel has two indentations.

3. The feeding bottle of claim 18 wherein the flange forms an elastomer sealing ring sealing against the top of the vessel.

4. The feeding bottle of claim 18 wherein the open top of the vessel comprises a vessel neck.

5. The feeding bottle of claim 18 wherein the open top of the vessel comprises an outwardly threaded vessel neck.

6. The feeding bottle of claim 18 wherein the internally threaded cylindrical portion of the collar is sized to mate with the open top of the vessel.

7. The feeding bottle of claim 18 wherein the collar comprises polypropylene.

8. The feeding bottle of claim 18 wherein the air valve is a one-way air-inlet valve.

9. – 13. (Canceled).

14. The feeding bottle of claim 18 wherein an outer surface of the teat portion has a first texture and an outer surface of the areola portion has a second texture.

15. The feeding bottle of claim 18 wherein an inner surface of the areola portion has at least one groove extending circumferentially.

16. The feeding bottle of claim 18 wherein the teat walls decrease in thickness from the base portion through to the teat portion.

Nanobebe US Inc., Ex. 1002, Page 211
Nanobebe US Inc. v. Mayborn (UK) Limited et al.

17. The feeding bottle of claim 18 wherein the air valve is located below a top edge of the collar.

18. A feeding bottle comprising:

a) a vessel having:

an open top with a first diameter,

a body with a second diameter,

the body being connected with the open top, and the first diameter of the open top being less than the second diameter of the body;

b) a collar having:

an internally threaded cylindrical portion,

a downwardly domed peripheral portion surrounding and extending from the cylindrical portion,

c) a nipple having:

a teat portion having a variable wall thickness including an aperture,

a base portion having a wall thickness in a domed configuration,

an areola portion between the teat portion and the base portion,

a cylindrical flange depending from the base portion,

at least one vent passage extending through the domed portion of the base portion with a length not to extend past the collar and spaced inwardly from the collar,

a valve portion in communication with the vent passage and projecting downwardly from the flange,

the flange being arranged to seal with the vessel;

Nanobebe US Inc., Ex. 1002, Page 212
Nanobebe US Inc. v. Mayborn (UK) Limited et al.

d) the nipple being secured to the collar by sealingly capturing the inner edge of the collar between the base portion and the flange; and,

e) the nipple being secured to the vessel by capturing the flange of the nipple between the collar and the open top of the vessel.

19. A feeding bottle comprising:

a) a vessel having:

an open top with a first diameter,

a body with a second diameter,

the body being connected with the open top, and the first diameter of the open top being less than the second diameter of the body;

b) a collar having:

an internally threaded cylindrical portion,

a downwardly domed peripheral portion surrounding and extending from the cylindrical portion,

c) a nipple having:

a teat portion having a variable wall thickness including an aperture,

a base portion having a wall thickness in a domed configuration,

an areola portion between the teat portion and the base portion,

a cylindrical flange depending from the base portion,

at least one vent passage extending through the domed portion of the base portion and spaced inwardly from the collar,

a valve portion in communication with the vent passage and projecting downwardly from the flange,

Nanobebe US Inc., Ex. 1002, Page 213
Nanobebe US Inc. v. Mayborn (UK) Limited et al.

the flange being arranged to seal with the vessel;

wherein an outer surface of the teat portion has a first texture and an outer surface of the areola portion has a second texture;

d) the nipple being secured to the collar by sealingly capturing the inner edge of the collar between the base portion and the flange; and,

e) the nipple being secured to the vessel by capturing the flange of the nipple between the collar and the open top of the vessel.

Nanobebe US Inc., Ex. 1002, Page 214
Nanobebe US Inc. v. Mayborn (UK) Limited et al.

EVIDENCE APPENDIX

No evidence was submitted pursuant to §§ 1.130, 1.131, or 1.132. Copies of the prior art references relied upon by the Examiner are provided herewith, as well as other prior art referenced in the arguments above.

Nanobebe US Inc., Ex. 1002, Page 215
Nanobebe US Inc. v. Mayborn (UK) Limited et al.

RELATED PROCEEDINGS APPENDIX

None.

Nanobebe US Inc., Ex. 1002, Page 216
Nanobebe US Inc. v. Mayborn (UK) Limited et al.

CERTIFICATE OF EFS-WEB TRANSMISSION

I hereby certify that this paper is being transmitted via the U.S. Patent and Trademark (USPTO) Electronic Filing System (EFS-Web) to the USPTO on April 12, 2019.

/Arne M. Olson/
Arne M. Olson (Reg. No. 30,203)

Nanobebe US Inc., Ex. 1002, Page 217
Nanobebe US Inc. v. Mayborn (UK) Limited et al.

Electronic Acknowledgement Receipt

EFS ID:	35714020
Application Number:	14551783
International Application Number:	
Confirmation Number:	6509
Title of Invention:	Baby Bottle With Flexible Nipple Regions
First Named Inventor/Applicant Name:	Arnold Rees
Customer Number:	2387
Filer:	Brian Raymond Michalek/Jill Jewett
Filer Authorized By:	Brian Raymond Michalek
Attorney Docket Number:	JM-4.2
Receipt Date:	12-APR-2019
Filing Date:	24-NOV-2014
Time Stamp:	15:36:19
Application Type:	Utility under 35 USC 111(a)

Payment information:

Submitted with Payment	no

File Listing:

Document Number	Document Description	File Name	File Size(Bytes)/ Message Digest	Multi Part /.zip	Pages (if appl.)
1	Transmittal Letter	JM-4-2-AppealBrief-Transmittal1.pdf	68693 3acb431b35eefdcb7513036649d2709a2336b5d9	no	1

Warnings:

Information:					
2	Appeal Brief Filed	JM-4-2-AppealBrief2.pdf	299486 3e7478551d136a14543cfb33cb0034697220f8a6	no	33
Warnings:					
Information:					
			Total Files Size (in bytes):	368179	

This Acknowledgement Receipt evidences receipt on the noted date by the USPTO of the indicated documents, characterized by the applicant, and including page counts, where applicable. It serves as evidence of receipt similar to a Post Card, as described in MPEP 503.

New Applications Under 35 U.S.C. 111

If a new application is being filed and the application includes the necessary components for a filing date (see 37 CFR 1.53(b)-(d) and MPEP 506), a Filing Receipt (37 CFR 1.54) will be issued in due course and the date shown on this Acknowledgement Receipt will establish the filing date of the application.

National Stage of an International Application under 35 U.S.C. 371

If a timely submission to enter the national stage of an international application is compliant with the conditions of 35 U.S.C. 371 and other applicable requirements a Form PCT/DO/EO/903 indicating acceptance of the application as a national stage submission under 35 U.S.C. 371 will be issued in addition to the Filing Receipt, in due course.

New International Application Filed with the USPTO as a Receiving Office

If a new international application is being filed and the international application includes the necessary components for an international filing date (see PCT Article 11 and MPEP 1810), a Notification of the International Application Number and of the International Filing Date (Form PCT/RO/105) will be issued in due course, subject to prescriptions concerning national security, and the date shown on this Acknowledgement Receipt will establish the international filing date of the application.

IN THE UNITED STATES PATENT AND TRADEMARK OFFICE
BEFORE THE PATENT TRIAL AND APPEAL BOARD

Applicant(s):	Rees, Arnold	) Confirmation No. 6509
Application No.:	14/551,783	)
Filing Date:	November 24, 2014	) Group Art Unit: 3781
For:	Baby Bottle With Flexible Nipple Regions	)
Examiner:	Collado, Cynthia Francisca	) **Atty. Docket No.: JM-4.2**

RESPONSE TO NOTIFICATION OF NON-COMPLIANT APPEAL BRIEF

Mail Stop Appeal Brief-Patents
Commissioner for Patents
P.O. Box 1450
Alexandria, VA 22313-1450

Dear Sirs:

This is in response to the Notification of Non-Compliant Appeal Brief dated March 14, 2019. In particular, the Notification indicates that the "brief does not contain a correct copy of the appealed claims as an appendix thereto." A corrected version of the Appeal Brief is submitted herewith which includes a correctly formatted copy of the appealed claims.

Respectfully submitted,

Date: April 12, 2019

By: /Arne M. Olson/
Arne M. Olson (Reg. No. 30,203)

OLSON & CEPURITIS, LTD.
20 North Wacker Drive
36th Floor
Chicago, IL 60606
Telephone: (312) 580-1180
Fax: (312) 580-1189

UNITED STATES PATENT AND TRADEMARK OFFICE

UNITED STATES DEPARTMENT OF COMMERCE
United States Patent and Trademark Office
Address: COMMISSIONER FOR PATENTS
P.O. Box 1450
Alexandria, Virginia 22313-1450
www.uspto.gov

APPLICATION NO.	FILING DATE	FIRST NAMED INVENTOR	ATTORNEY DOCKET NO.	CONFIRMATION NO.
14/551,783	11/24/2014	Arnold Rees	JM-4.2	6509

2387 7590 03/14/2019

Olson & Cepuritis, LTD.
20 NORTH WACKER DRIVE
36TH FLOOR
CHICAGO, IL 60606

EXAMINER	
ART UNIT	PAPER NUMBER
MAIL DATE	DELIVERY MODE
03/14/2019	

Please find below and/or attached an Office communication concerning this application or proceeding.

Nanobebe US Inc., Ex. 1002, Page 221
Nanobebe US Inc. v. Mayborn (UK) Limited et al.

Notification of Non-Compliant Appeal Brief (37 CFR 41.37)	**Application No.** 14/551,783	**Applicant(s)** Rees et al.	
	Examiner COLLADO, CYNTHIA FRANCISCA	**Art Unit** 3733	**AIA Status** No

--The MAILING DATE of this communication appears on the cover sheet with the correspondence address--

The Appeal Brief filed on 26 February 2019 is defective for failure to comply with one or more provisions of 37 CFR 41.37(c).

To avoid dismissal of the appeal, applicant must file an amended brief or other appropriate correction (see MPEP 1205.03) within **ONE MONTH or THIRTY DAYS** from the mailing date of this Notification, whichever is longer. **EXTENSIONS OF THIS TIME PERIOD MAY BE GRANTED UNDER 37 CFR 1.136.**

1. ☐ The brief does not contain the items required under 37 CFR 41.37(c), or the items are not under the proper heading or in the proper order.

2. ☐ (a) The brief does not contain a concise explanation of the subject matter defined in each of the rejected independent claims, referring to the specification in the Record by page and line number or by paragraph number and to the drawings, if any, by reference characters; and/or (b) the brief fails to identify, for each rejected independent claim and for each dependent claim argued separately that contains a means plus function or step plus function recitation under 35 U.S.C. 112, sixth paragraph, the structure, material, or acts described in the specification as corresponding to each claimed function with reference to the specification in the Record by page and line number or paragraph number, and to the drawings, if any, by reference characters (37 CFR 41.37(c)(1)(iii)).

3. ☑ The brief does not contain a correct copy of the appealed claims as an appendix thereto (37 CFR 41.37(c)(1)(v)).

4. ☐ Other (including any explanation in support of the above items):

Claims appendix cannot contain edit markings, must contain all claims involved in the appeal and match the last entered amendment in accordance with 37 CFR 41.37 (c) (1) (v)..(CLAIM 18).

/LASHAWN A HINTON/
(571)272-1584

Nanobebe US Inc., Ex. 1002, Page 222
Nanobebe US Inc. v. Mayborn (UK) Limited et al.

IN THE UNITED STATES PATENT AND TRADEMARK OFFICE
BEFORE THE PATENT TRIAL AND APPEAL BOARD

Applicant(s):	Rees, Arnold	Confirmation No. 6509
Application No.:	14/551,783	
Filing Date:	November 24, 2014	Group Art Unit: 3781
For:	Baby Bottle With Flexible Nipple Regions	
Examiner:	Collado, Cynthia Francisca	**Atty. Docket No.: JM-4.2**

BRIEF ON APPEAL

Mail Stop Appeal Brief-Patents
Commissioner for Patents
P.O. Box 1450
Alexandria, VA 22313-1450

Dear Sirs:

This is an appeal from the Final Rejection rejecting claims 2-8 and 14-19 in the above-identified application.

I. Real Party In Interest

The above-identified patent application has been assigned to JACKEL INTERNATIONAL LIMITED, who is the real party in interest to this appeal. The assignment has been recorded in the United States Patent and Trademark Office at frame 0192 of Reel 035234.

II. Related Appeals And Interferences

Appellant is unaware of any appeals or interferences that may be related to, directly affect or be directly affected by or have a bearing on Board's decision in the pending appeal.

III. Summary of the Claimed Subject Matter

The invention relates to a drinking vessel assembly, and in particular, a baby bottle that helps mimic the human breast in operation and assists in infant feeding. It is designed for particularly young infants that are still nursing. To maximize natural movement, the drinking vessel includes a nipple that has increased flexibility and functionality. (Pg. 1, ll. 15-16). This increased flexibility and functionality permits a teat portion and an areola portion to move towards and away from one another and more natural feeding action is provided. (Pg. 2, ll. 26-28). In particular, this back and forth motion of the nipple can very closely mimic the natural movement of the human breast during sucking by an infant allowing the nipple to move and stretch as skin moves and stretches. (Pg. 5, ll. 2-4).

Independent Claim 18

Independent claim 18 defines a feeding bottle comprising a vessel (112), a collar (130), and a nipple. (Pg. 5, ll. 20-24, FIG. 4). The vessel (112) includes an open top with a first diameter and a body with a second diameter. The body is connected with the open top, and the first diameter of the open top is less than the second diameter of the body.

The collar (130) includes an internally threaded cylindrical portion (132) for securing to the vessel (112) and a downwardly domed peripheral portion (134) surrounding and extending from the cylindrical portion (132). (Pg. 7, ll. 13-15, FIG. 4).

Nanobebe US Inc., Ex. 1002, Page 224
Nanobebe US Inc. v. Mayborn (UK) Limited et al.

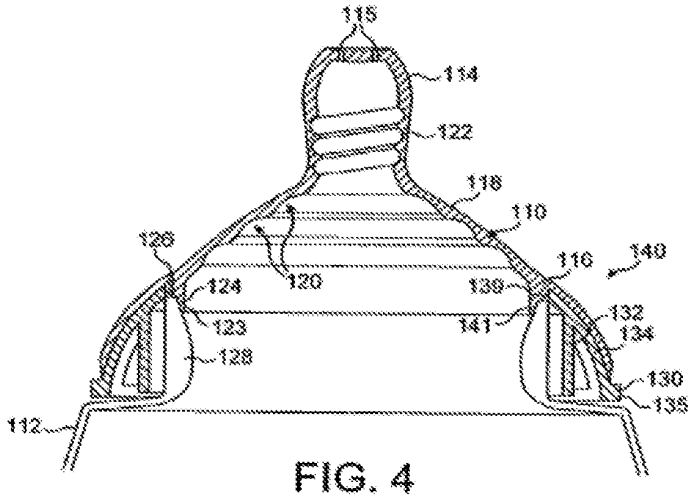

FIG. 4

As shown in FIG. 4, flexibility and functionality is provided by the nipple having a teat portion (110), a base portion (116), and an areola portion (118). (Pg. 3, ll. 27-29, FIG. 4). The teat portion (110) has a variable wall thickness including an aperture (115). (Pg. 5, ll. 21-24). The base portion (116) has a wall thickness in a domed configuration. (Pg. 5, l. 28 – P. 6, l. 1). And the areola portion (118) is between the teat portion (110) and the base portion (116). (Pg. 3, ll. 27-29). This configuration provides an infant with better pursing in allowing them to close their lips effectively around the teat, and again helps in mimicking the human breast so the experience is as close to the natural experience of breast feeding. (Pg. 6, ll. 3-6).

A cylindrical flange (141) is also depending from the base portion (116) and at least one vent passage (126) is extending through the domed portion of the base portion (116) with a length not to extend past the collar (130) and spaced inwardly from the collar (130). (Pg. 8, ll. 1-4). A valve portion (123) is also claimed and it is in communication with the vent passage (126) and projecting downwardly from the flange (141), the flange (141) being arranged to seal with the vessel. (Pg. 8, ll. 1-13). Because of the resilience of the flange (141), when an infant sucks on the teat, pressure is reduced in the vessel (112), and the valve (123) will flex away from the

Nanobebe US Inc., Ex. 1002, Page 225
Nanobebe US Inc. v. Mayborn (UK) Limited et al.

neck of (128) of the vessel (112). (Pg. 8, ll. 5-7). This configuration permits venting in an area between the interior of the vessel and the atmosphere through the teat. (Pg. 8, ll.7-8).

In application, when the infant drinks from a filled vessel, the pressure difference pulls the valve away from the inner face of the neck of the vessel (112) which allows venting through the vent passage 126 and reduces the risk of colic. (Pg. 9, ll. 16-21).

Finally, the nipple is secured to the collar (130) by sealingly capturing the inner edge of the collar between the base portion and the flange. (Pg. 7, ll. 23-26). The nipple is secured to the vessel (112) by capturing the flange (141) of the nipple between the collar (130) and the open top of the vessel (112). (Pg. 7, l. 26 – P. 8, l. 1).

Accordingly, the design of claim 18 provides a drinking vessel having a nipple with increased flexibility and functionality which permits a more natural feeding action that can closely mimic the natural movement of the human breast thereby assisting an infant that is nursing.

Independent Claim 19

Independent claim 19 defines a feeding bottle comprising a vessel (112), a collar (130), and a nipple. (Pg. 5, ll. 20-24, FIG. 4). The vessel (112) includes an open top with a first diameter and a body with a second diameter. The body is connected with the open top, and the first diameter of the open top is less than the second diameter of the body.

The collar (130) includes an internally threaded cylindrical portion (132) for securing to the vessel (112) and a downwardly domed peripheral portion (134) surrounding and extending from the cylindrical portion (132). (Pg. 7, ll. 13-15, FIG. 4).

Nanobebe US Inc., Ex. 1002, Page 226
Nanobebe US Inc. v. Mayborn (UK) Limited et al.

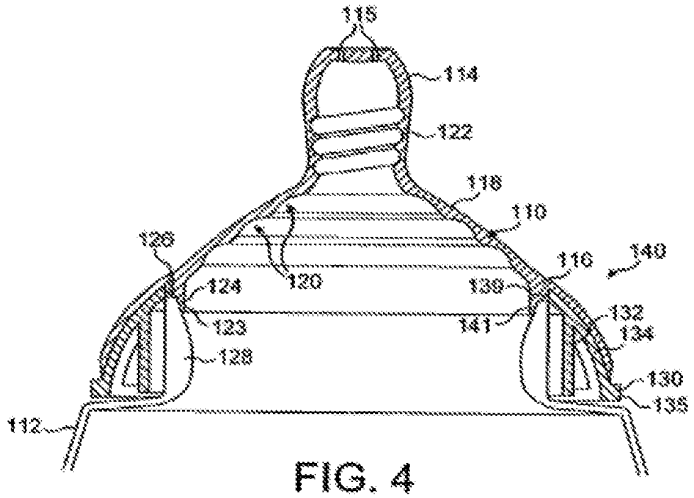

FIG. 4

As shown in FIG. 4, flexibility and functionality is provided by the nipple having a teat portion (110), a base portion (116), and an areola portion (118). (Pg. 3, ll. 27-29, FIG. 4). The teat portion (110) has a variable wall thickness including an aperture (115). (Pg. 5, ll. 21-24). The base portion (116) has a wall thickness in a domed configuration. (Pg. 5, l. 28 – P. 6, l. 1). And the areola portion (118) is between the teat portion (110) and the base portion (116). (Pg. 3, ll. 27-29). This configuration provides an infant with better pursing in allowing them to close their lips effectively around the teat, and again helps in mimicking the human breast so the experience is as close to the natural experience of breast feeding. (Pg. 6, ll. 3-6).

Independent claim 19 also includes a cylindrical flange (141) depending from the base portion (116) and at least one vent passage (126) extending through the domed portion (116) of the base portion and spaced inwardly from the collar (130). (Pg. 8, ll. 1-4). A valve portion (123) is also claimed and it is in communication with the vent passage (126) and projecting downwardly from the flange (141), the flange (141) being arranged to seal with the vessel. (Pg. 8, ll. 1-13). Because of the resilience of the flange (141), when an infant sucks on the teat, pressure is reduced in the vessel (112), and the valve (123) will flex away from the neck of (128)

Nanobebe US Inc., Ex. 1002, Page 227
Nanobebe US Inc. v. Mayborn (UK) Limited et al.

of the vessel (112). (Pg. 8, ll. 5-7). This configuration permits venting in an area between the interior of the vessel and the atmosphere through the teat. (Pg. 8, ll.7-8).

In application, when the infant drinks from a filled vessel, the pressure difference pulls the valve away from the inner face of the neck of the vessel (112) which allows venting through the vent passage 126 and reduces the risk of colic. (Pg. 9, ll. 16-21).

Independent claim 19 also defines an outer surface of the teat portion (110) having a first texture and an outer surface of the areola portion having a second texture. (Pg. 5, ll. 24-27; Pg. 6, ll. 15-17). This can further help the natural experience. For example, the teat can have a texture that is designed to mimic the human breast such as having a skin-like texture that is either molded or otherwise patterned on to its surface. (Pg. 4, ll. 18-19; Pg. 5, ll. 24-27).

Finally, the nipple is secured to the collar (130) by sealingly capturing the inner edge of the collar between the base portion and the flange. (Pg. 7, ll. 23-26). The nipple is secured to the vessel (112) by capturing the flange (141) of the nipple between the collar (130) and the open top of the vessel (112). (Pg. 7, l. 26 – P. 8, l. 1).

Accordingly, the design of claim 19 provides a drinking vessel having a nipple with increased flexibility and functionality which permits a more natural feeding action that can closely mimic the natural movement of the human breast thereby assisting an infant that is nursing.

IV. Grounds of Rejection for Review on Appeal

The Appellant seeks review of the rejection of claims 2-8 and 14-19 under 35 U.S.C. §103(a) as being unpatentable over U.S. Patent No. 6,959,827 to Morano ("Morano") in view of U.S. Patent No. 1,510,571 to Ware ("Ware") and further in view of U.S. Publication No. 2003/0089676 to Uehara ("Uehara").

Nanobebe US Inc., Ex. 1002, Page 228
Nanobebe US Inc. v. Mayborn (UK) Limited et al.

V. Argument

A. Applicable Law

A *prima facie* case for obviousness requires that the asserted combination of references teaches or suggests all of the limitations of the rejected claims. *See In re Royka,* 180 USPQ 580 (CCPA 1974). Obviousness can be established when there is some motivation to combine the teachings of the prior art. MPEP 2143.01. Without such motivation, a skilled artisan would not arrive at the claimed combination. *See In re Stepan Co.*, 868 F.3d 1342, 1347, n. 1 (Fed. Cir. 2017). Where the cited art teaches away from a claimed feature, the cited art is not available for the purposes of an obviousness rejection. MPEP 2144.05; 2145. If a proposed modification would render the prior art invention unsatisfactory for its intended purpose, then there is no suggestion or motivation to make the proposed modification. MPEP 2143.01; *In re Gordon*, 733 F.2d 900, 221 USPQ 1125 (Fed. Cir. 1984). It is respectfully submitted that the Examiner's position is not warranted and the obviousness rejection does not meet the requirements of 35 U.S.C. 103(a).

B. Claim 18 is Not Rendered Obvious Under 35 U.S.C. §103(a) by the Cited Prior Art

i. There is No Motivation to Combine Morano's Handled Cup for Juveniles and Ware's Nipple for Infants

It is the Examiner's burden to establish prima facie obviousness and the Examiner must provide evidence that would demonstrate "a reason that would have prompted a person of ordinary skill in the relevant field to combine the elements in the way the claimed new invention does." *KSR Int'l Co. v. Telejlex Inc.,* 127 S.Ct. 1727, 1741 (2007). If "…a rejection is based on combining disclosures from multiple references… there must be a motivation to make the combination and a reasonable expectation that such a combination would be successful,

Nanobebe US Inc., Ex. 1002, Page 229
Nanobebe US Inc. v. Mayborn (UK) Limited et al.

otherwise a skilled artisan would not arrive at the claimed combination." *In re Stepan Co.*, 868 F.3d 1342, 1347, n. 1 (Fed. Cir. 2017).

The Examiner, however, provides no reason to combine Morano and Ware. In fact, no reason exists because they are each directed to different problems—Morano preventing older children from spilling liquid when they tip over a sippy cup and Ware providing a nipple for infants in an attempt to replicate a natural breast.

Morano is directed to a drinking vessel with adjustable handles that will allow a "juvenile" to hold the drinking vessel with "great flexibility." (Morano, Abstract). It is not a baby bottle. Indeed, the Morano drinking vessel is really for older children who may have difficulty with drops and spills and, therefore, is "appropriate for use by an individual with impaired manual dexterity;" not infants. *See* Morano, col. 2, ll. 47-49.

In referring to Morano FIG. 1 below, a "mouth interface 68 allows the potable liquid to flow therethrough from the container 12 to the mouth of the juvenile. The mouth interface 68 directly contacts the juvenile's mouth." (Morano, col. 3, ll. 50-53).

Nanobebe US Inc., Ex. 1002, Page 230
Nanobebe US Inc. v. Mayborn (UK) Limited et al.

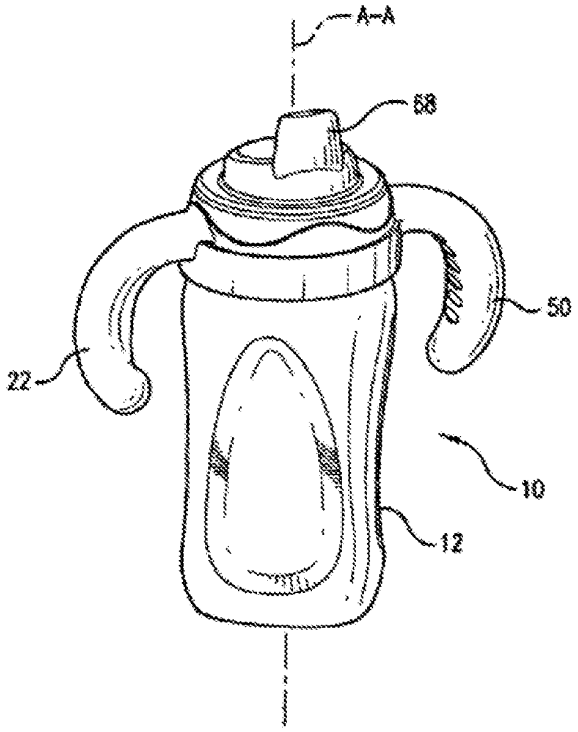

FIG. 1

As shown in FIG. 1, the mouth interface 68 is in the form of a spout and in no way could mimic the natural human breast, nor would it be obvious to a person of ordinary skill in the art since Morano is directed to juveniles and not infants. In fact, Morano **cannot** be used by an infant who is nursing.

The stated purpose of Ware is to provide infants a nipple that "closely approximate[] the form and softness of a mother's breast." (Ware, col. 1, ll. 13-14). Accordingly, Morano and Ware are directed to different problems—older children spilling liquid and infant breastfeeding—and neither one is reasonably pertinent to the other.

Further, Ware's purpose is to provide a drinking apparatus that closely approximates a mother's breast such that it will not collapse or be drawn, *by outside air pressure*, down into the mouth or neck of the bottle. (Ware, col. 1, ll. 9-16). Accordingly, Ware teaches an "air valve" to

Nanobebe US Inc., Ex. 1002, Page 231
Nanobebe US Inc. v. Mayborn (UK) Limited et al.

"offer a minimum amount of resistance to the admission of air to the bottle." (*Id.*, col. 2, ll. 70-72).

Morano, however, has nothing to do with *air resistance* and is instead directed to solving a completely different problem, *i.e.*, adding "adjustable handles" for drinking vessels. (Morano, col. 1, ll. 34-35; claim 1-9). In fact, Morano teaches a collar 24 that screws to the vessel whereas Ware does not even teach a collar. Instead, Ware discloses a band 3 on the nipple for gripping the bottle.

Accordingly, the Examiner has failed to demonstrate a reason for combining the different elements from Morano with Ware as required by *In re Stepan Co.*, 868 F.3d 1342 (Fed. Cir. 2017).

ii. Morano Does Not Teach "at least one vent passage extending through the domed portion of the base portion with a length not to extend past the collar…" and Ware Does Not Teach a Collar

Even if it were proper to combine Morano and Ware, these references do not teach each of the claim limitations. Independent claim 18 requires "at least one vent passage extending through the domed portion of the base portion with a length not to extend past the collar." The Examiner admits that "Morano fails to show a vent passage extending through the base portion with a length not to extend past the collar, a valve portion in communication with the vent passage and projecting downwardly from the flange." (7/26/19 Final Office Action at p. 3, hereinafter "OA"). As discussed above, Morano does not have a "vent" because it is a drinking cup for older children and not a baby bottle.

The Office Action relies on Ware to teach the missing limitation of "at least one vent passage extending through the domed portion of the base portion with a length not to extend past ***the collar.***" (OA, p. 3) (emphasis added). Ware, however, does not even have a "collar."

Nanobebe US Inc., Ex. 1002, Page 232
Nanobebe US Inc. v. Mayborn (UK) Limited et al.

Ware is directed to "rubber nipples" secured directly to the mouth of a nursing bottle without a collar. (Ware, col. 1, ll. 9-11). As shown in Ware's FIG. 2 (annotated below), Ware includes three parts—a nipple portion 1, a breast portion 2, and a band 3. (Ware, col. 3, ll. 15-18). There is no collar to set a limit for the vent passage.

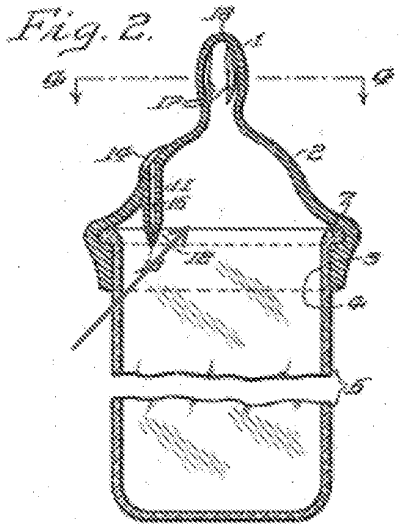

The band 3 is "adapted to tightly clasp around the upper end or mouth or neck 4 of a nursing bottle or receptacle 5 when stretched thereover." (*Id.*, col. 3, ll. 18-22). Accordingly, Ware's "air tube 11" extends not past any collar (shown in red arrow) but directly into the "receptacle 5" and into the milk. Ware further explains that the air tube draws air into the bottle:

> "…an air tube 11 extending preferably a short distance downwardly from the inner surface of the breast portion 2 and when first molded its lower tapering end 12 is closed. This closed end is then slit or cut in any suitable way longitudinally of the tube to provide a valve 13 which will permit air to be drawn therethrough ***into the bottle***…" (Ware, col. 4, ll. 91-99) (emphasis added).

In contrast, Applicant's invention recites "at least one vent passage extending through the domed portion of the base portion with a length not to extend past the collar." (Claim 18). For example, Applicant's "vent passage 126" is shown in FIG. 4 (reproduced below with blue arrow):

Nanobebe US Inc., Ex. 1002, Page 233
Nanobebe US Inc. v. Mayborn (UK) Limited et al.

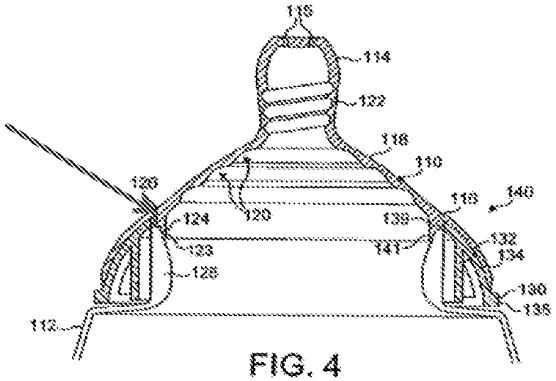

FIG. 4

Applicant explains that "[t]he teat 110 is over-moulded onto the screw collar 130 and the domed portion 134 terminates at a central circular orifice corresponding with an outer face of the neck 128 of the vessel 112." (US Pub. No. 20150083685, [0032]; hereinafter "the '685 application"). "The teat 110 includes a vent passage 126 through the elastomer material and substantially at the periphery." (*Id.*, [0033]).

Unlike Ware, Applicant's claimed "vent passage" has a "length not to extend past the collar." This keeps it out of the milk as can happen in Ware. Accordingly, even if it would be obvious to combine Ware with the Morano, the cited combination still does not teach each of the limitations of claim 18.

iii. Neither Morano Nor Ware Teach "A Teat Portion Having a Variable Wall Thickness Including an Aperture"

Independent claim 18 requires "a teat portion having a variable wall thickness including an aperture." The Examiner admits that neither Morano nor Ware teach this limitation. (OA, p. 4). The Examiner, however relies on a Uehara as its third piece of art in the rejection. But the Examiner fails to identify any motivation to combine Uehara with Ware and Morano. In fact, no reason exists because Uehara and Morano are each directed to different problems—Morano preventing older children from spilling liquid when they tip over a sippy cup and Uehara

Nanobebe US Inc., Ex. 1002, Page 234
Nanobebe US Inc. v. Mayborn (UK) Limited et al.

providing a nipple for infants. *See In re Stepan Co.*, 868 F.3d 1342 (Fed. Cir. 2017). For at least this reason, Appellant requests that the rejection based on 35 U.S.C. §103(a) is not supported by the record and should be reversed.

C. Claim 19 is Not Rendered Obvious Under 35 U.S.C. §103(a) by the Cited Prior Art

i. There is No Motivation to Combine Morano's Handled Cup for Juveniles and Ware's Nipple for Infants

As discussed above, the Examiner has not met her burden to establish prima facie obviousness. *KSR Int'l Co. v. Telejlex Inc.,* 127 S.Ct. 1727, 1741 (2007). Even if Morano and Ware would have taught each of the Applicant's claimed elements, there is no reason to combine them since they are each directed to different problems—Morano preventing older children from spilling liquid and Ware providing a nipple for infants to replicate a natural breast. *See supra* **V.B.i.** on page 7.

ii. The Prior Art Does Not Disclose That "An Outer Surface of the Teat Portion Has a First Texture and an Outer Surface of the Areola Portion Has a Second Texture"

Independent claim 19 includes the limitation "wherein an outer surface of the teat portion has a first texture and an outer surface of the areola portion has a second texture." This limitation is not taught by the prior art.

The Office Action argues that Morano teaches this limitation and references that the figure below shows "the areola texture is bumpy and the teat surface is smooth."

Nanobebe US Inc., Ex. 1002, Page 235
Nanobebe US Inc. v. Mayborn (UK) Limited et al.

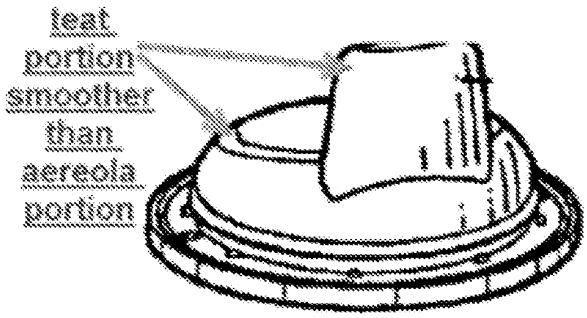

OA, pp. 5-6. The Office Action theorizes that because there are two lines on the alleged areola portion of mouth interface of Morano, the teat portion is smoother than the areola portion:

> "One can see in the figure that the areola section has an interruption which would make the texture in that section different from the teat surface which does not have any interruptions." OA, p. 8.

But this conclusion is without evidence and Morano also lacks any such disclosure of a "first texture" and a "second texture." Morano does not even mention texture. In fact, since Morano is directed to a drinking cup for older children, there would be no reason to include a texture on the spout 168 that attempted to mimic a natural breast.

In contrast, Applicant explains the specific reason for its two textures: "[t]he teat 110 is textured and shaped to mimic the human breast and can, for example have skin-like texture varying between the teat portion, areola region and base portion, similar to the human breast." (Pg. 5, ll. 24-27). The Applicant's specification further explains that:

> "the teat can be textured on its outer and/or inner surface to enhance operation or realism of the teat as appropriate." (Pg. 6, ll. 15-17).
> ...
> "For example the teat portion can be made progressively longer as the age of the infant who will be using the teat increases and/or the texture can be made less prominent, for example ranging from coarse for new-borns through fine to gloss." (Pg. 10, 3-5).

Nanobebe US Inc., Ex. 1002, Page 236
Nanobebe US Inc. v. Mayborn (UK) Limited et al.

Accordingly, Applicant's particularized purpose for having a "first texture" and a "second texture" is not taught or suggested by Morano.

iii. Morano Does Not Teach "A Vent Passage Extending Through the Base Portion, a Valve Portion in Communication with the Vent Passage and Projecting Downwardly from the Flange" and Ware Does Not Have A Collar

Independent claim 19 requires "at least one vent passage extending through the domed portion of the base portion and spaced inwardly from the collar, a valve portion in communication with the vent passage and projecting downwardly from the flange." The Examiner admits that "Morano fails to show a vent passage extending through the base portion, a valve portion in communication with the vent passage and projecting downwardly from the flange." (OA, p. 8). The Office Action also never addresses the requirement of claim 19 for the "at least one vent passage" to be "spaced inwardly from the collar." As discussed above, Morano does not have a "vent" because it is a drinking cup for older children and not a baby bottle.

The Office Action relies on Ware to teach the missing limitation of "to have a vent passage extending through the base portion of the nipple, a valve portion in communication with the vent passage and projecting downwardly from the flange." (OA, p. 8) (emphasis added). Ware, however, does not even have a "collar."

Ware is directed to "rubber nipples" secured directly to the mouth of a nursing bottle without a collar. (Ware, col. 1, ll. 9-11). As shown in Ware's FIG. 2 (annotated below), Ware includes three parts—a nipple portion 1, a breast portion 2, and a band 3. (Ware, col. 3, ll. 15-18). There is no collar to set a limit for the vent passage.

Nanobebe US Inc., Ex. 1002, Page 237
Nanobebe US Inc. v. Mayborn (UK) Limited et al.

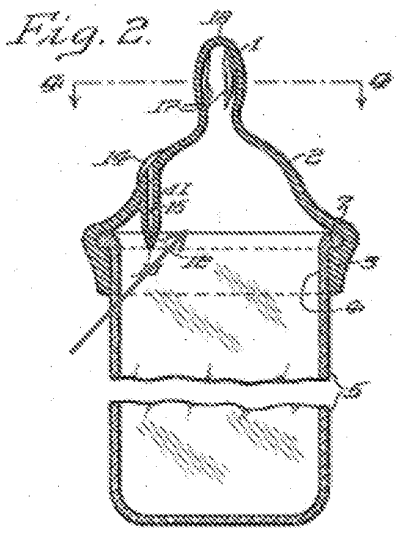

The band 3 is "adapted to tightly clasp around the upper end or mouth or neck 4 of a nursing bottle or receptacle 5 when stretched thereover." (*Id.*, col. 3, ll. 18-22). Accordingly, Ware's "air tube 11" extends not past any collar (shown in red arrow) but directly into the "receptacle 5" and into the milk. Ware further explains that the air tube draws air into the bottle:

> "…an air tube 11 extending preferably a short distance downwardly from the inner surface of the breast portion 2 and when first molded its lower tapering end 12 is closed. This closed end is then slit or cut in any suitable way longitudinally of the tube to provide a valve 13 which will permit air to be drawn therethrough ***into the bottle***…" (Ware, col. 4, ll. 91-99) (emphasis added).

In contrast, Applicant's invention recites "at least one vent passage extending through the domed portion of the base portion with a length not to extend past the collar." (Claim 18). For example, Applicant's "vent passage 126" is shown in FIG. 4 (reproduced below with blue arrow):

Nanobebe US Inc., Ex. 1002, Page 238
Nanobebe US Inc. v. Mayborn (UK) Limited et al.

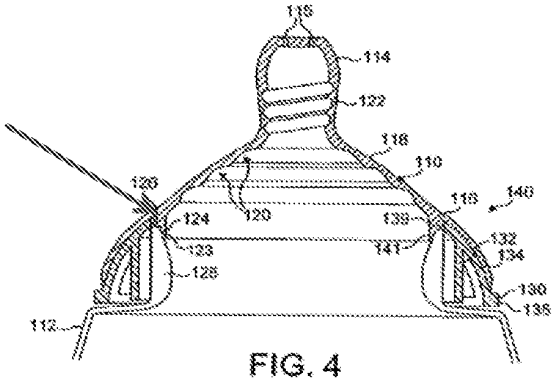

FIG. 4

Applicant explains that "[t]he teat 110 is over-moulded onto the screw collar 130 and the domed portion 134 terminates at a central circular orifice corresponding with an outer face of the neck 128 of the vessel 112." (US Pub. No. 20150083685, [0032]; hereinafter "the '685 application"). "The teat 110 includes a vent passage 126 through the elastomer material and substantially at the periphery." (*Id.*, [0033]).

Unlike Ware, Applicant's claimed "vent passage" has a "length not to extend past the collar." This keeps it out of the milk as can happen in Ware. Accordingly, even if it would be obvious to combine Ware with the Morano, the cited combination still does not teach each of the limitations of claim 19.

iv. Neither Morano Nor Ware Teach "A Teat Portion Having a Variable Wall Thickness Including an Aperture"

Independent claim 19 requires "a teat portion having a variable wall thickness including an aperture." The Examiner admits that neither Morano nor Ware teach this limitation. (OA, p. 8). The Examiner, however, relies on a Uehara as its third piece of art in the rejection. But the Examiner fails to identify any motivation to combine Uehara with Ware and Morano. In fact, no reason exists because Uehara and Morano are each directed to different problems—Morano preventing older children from spilling liquid when they tip over a sippy cup and Uehara

Nanobebe US Inc., Ex. 1002, Page 239
Nanobebe US Inc. v. Mayborn (UK) Limited et al.

providing a nipple for infants. *See In re Stepan Co.*, 868 F.3d 1342 (Fed. Cir. 2017). For at least this reason, Appellant requests that the rejection based on 35 U.S.C. §103(a) is not supported by the record and should be reversed. For at least this reason, Appellant requests that the rejection based on 35 U.S.C. §103(a) is not supported by the record and should be reversed.

D. Claim 2 is Not Rendered Obvious Under 35 U.S.C. §103(a) by the Cited Prior Art

Claim 2 depends from independent claim 18 and adds the limitation "wherein the vessel has two indentations."

As discussed above, the Examiner's rejection of claim 18 was improper and should be reversed. As claim 18 is patentable because the cited prior art does not teach "at least one vent passage extending through the domed portion of the base portion with a length not to extend past the collar," dependent claim 2 is also patentable.

E. Claim 3 is Not Rendered Obvious Under 35 U.S.C. §103(a) by the Cited Prior Art

Claim 3 depends from independent claim 18 and adds the limitation "wherein the flange forms an elastomer sealing ring sealing against the top of the vessel." The Examiner admits that Morano does not disclose this limitation. (OA, pp. 5-6). Instead, the Examiner relies on Uehara stating "[b]ased on the teachings of Uehara, it would have been obvious to one having ordinary skill in the art at the time the invention was made to an (sic) elastomer sealing ring sealing against the top of the vessel." (OA, p. 6). While Uehara teaches "the nipple portion is composed of an elastic material having a hardness of 5 to 25 degrees…" (Uehara, ¶[0072]), it fails to teach the specific claim 3 limitation of an "elastomer sealing ring." Accordingly, the Examiner's rejection of claim 3 was improper.

Nanobebe US Inc., Ex. 1002, Page 240
Nanobebe US Inc. v. Mayborn (UK) Limited et al.

The is also no reason to combine Uehara and Morano because each are directed to different problems—Morano preventing older children from spilling liquid when they tip over a sippy cup and Uehara providing a nipple for infants. *See In re Stepan Co.*, 868 F.3d 1342 (Fed. Cir. 2017). For at least this reason, Appellant requests that the rejection based on 35 U.S.C. §103(a) is not supported by the record and should be reversed.

Finally, as discussed above, the Examiner's rejection of claim 18 was improper and should be reversed. As claim 18 is patentable because the cited prior art does not teach "at least one vent passage extending through the domed portion of the base portion with a length not to extend past the collar," dependent claim 3 is also patentable.

F. Claim 4 is Not Rendered Obvious Under 35 U.S.C. §103(a) by the Cited Prior Art

Claim 4 depends from independent claim 18 and adds the limitation "wherein the open top of the vessel comprises a vessel neck."

As discussed above, the Examiner's rejection of claim 18 was improper and should be reversed. As claim 18 is patentable because the cited prior art does not teach "at least one vent passage extending through the domed portion of the base portion with a length not to extend past the collar," dependent claim 4 is also patentable.

G. Claim 5 is Not Rendered Obvious Under 35 U.S.C. §103(a) by the Cited Prior Art

Claim 5 depends from independent claim 18 and adds the limitation "wherein the open top of the vessel comprises an outwardly threaded vessel neck."

As discussed above, the Examiner's rejection of claim 18 was improper and should be reversed. As claim 18 is patentable because the cited prior art does not teach "at least one vent passage extending through the domed portion of the base portion with a length not to extend past

Nanobebe US Inc., Ex. 1002, Page 241
Nanobebe US Inc. v. Mayborn (UK) Limited et al.

the collar," dependent claim 5is also patentable.

H. Claim 6 is Not Rendered Obvious Under 35 U.S.C. §103(a) by the Cited Prior Art

Claim 6 depends from independent claim 18 and adds the limitation "wherein the internally threaded cylindrical portion of the collar is sized to mate with the open top of the vessel."

As discussed above, the Examiner's rejection of claim 18 was improper and should be reversed. As claim 18 is patentable because the cited prior art does not teach "at least one vent passage extending through the domed portion of the base portion with a length not to extend past the collar," dependent claim 17 is also patentable.

I. Claim 7 is Not Rendered Obvious Under 35 U.S.C. §103(a) by the Cited Prior Art

Claim 7 depends from independent claim 18 and adds the limitation "wherein the collar comprises polypropylene."

As discussed above, the Examiner's rejection of claim 18 was improper and should be reversed. As claim 18 is patentable because the cited prior art does not teach "at least one vent passage extending through the domed portion of the base portion with a length not to extend past the collar," dependent claim 7 is also patentable.

J. Claim 8 is Not Rendered Obvious Under 35 U.S.C. §103(a) by the Cited Prior Art

Claim 8 depends from independent claim 18 and adds the limitation "wherein the air valve is a one-way air-inlet valve." Morano does not teach this limitation. Instead, the Examiner relies on Ware. (OA, p. 6). There is no motivation to combine Morano and Ware. Ware provides a drinking apparatus that closely approximates a mother's breast such that it will not

Nanobebe US Inc., Ex. 1002, Page 242
Nanobebe US Inc. v. Mayborn (UK) Limited et al.

collapse or be drawn, *by outside air pressure*, down into the mouth or neck of the bottle. (Ware, col. 1, ll. 9-16). Accordingly, Ware teaches an "air valve" to "offer a minimum amount of resistance to the admission of air to the bottle." (*Id.*, col. 2, ll. 70-72). Morano, however, has nothing to do with *air resistance* and is instead directed to solving a completely different problem, *i.e.*, adding "adjustable handles" for drinking vessels. (Morano, col. 1, ll. 34-35; claim 1-9). Accordingly, the Examiner's rejection of claim 8 was not proper.

As discussed above, the Examiner's rejection of claim 18 was improper and should be reversed. As claim 18 is patentable because the cited prior art does not teach "at least one vent passage extending through the domed portion of the base portion with a length not to extend past the collar," dependent claim 8 is also patentable.

K. Claim 14 is Not Rendered Obvious Under 35 U.S.C. §103(a) by the Cited Prior Art

Claim 14 depends from independent claim 18 and adds the limitation "wherein an outer surface of the teat portion has a first texture and an outer surface of the areola portion has a second texture."

Claim 14 includes the limitation "wherein an outer surface of the teat portion has a first texture and an outer surface of the areola portion has a second texture." This limitation is not taught by the prior art. The Office Action argues that Morano teaches this limitation and references that the figure below shows "the areola texture is bumpy and the teat surface is smooth."

Nanobebe US Inc., Ex. 1002, Page 243
Nanobebe US Inc. v. Mayborn (UK) Limited et al.

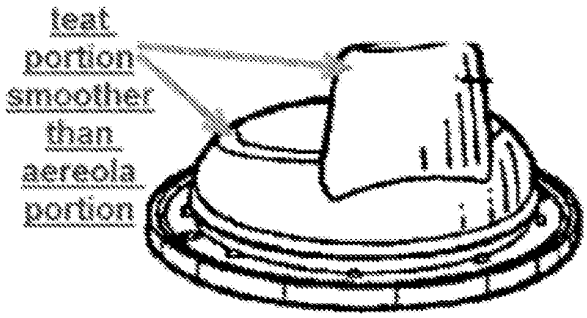

See OA, pp. 5-6. The Office Action surmises that because there are two lines on the alleged areola portion of mouth interface of Morano, the teat portion is smoother than the areola portion:

> "One can see in the figure that the areola section has an interruption which would make the texture in that section different from the teat surface which does not have any interruptions." OA, p. 8.

But this conclusion is without evidence and Morano also lacks any such disclosure of a "first texture" and a "second texture." Morano does not even mention texture. In fact, since Morano is directed to a drinking cup for older children, there would be no reason to include a texture on the spout 168 that attempted to mimic a natural breast.

In contrast, Applicant explains the specific reason for its two textures: "[t]he teat 110 is textured and shaped to mimic the human breast and can, for example have skin-like texture varying between the teat portion, areola region and base portion, similar to the human breast." (The '685 application, [0027]). The specification further explains that:

> "the teat can be textured on its outer and/or inner surface to enhance operation or realism of the teat as appropriate." (*Id.*, [0028]).
> ...
> "For example the teat portion can be made progressively longer as the age of the infant who will be using the teat increases and/or the texture can be made less prominent, for example ranging from coarse for new-borns through fine to gloss." (*Id.*, [0040]).

Nanobebe US Inc., Ex. 1002, Page 244
Nanobebe US Inc. v. Mayborn (UK) Limited et al.

Accordingly, Applicant's particularized purpose for having a "first texture" and a "second texture" is not taught or suggested by Morano. Thus, the Examiner's rejection of claim 14 was not proper.

As discussed above, the Examiner's rejection of claim 18 was improper and should be reversed. As claim 18 is patentable because the cited prior art does not teach "at least one vent passage extending through the domed portion of the base portion with a length not to extend past the collar," dependent claim 14 is also patentable.

L. Claim 15 is Not Rendered Obvious Under 35 U.S.C. §103(a) by the Cited Prior Art

Claim 15 depends from independent claim 18 and adds the limitation "wherein an inner surface of the areola portion has at least one groove extending circumferentially."

The Examiner admits that Morano does not teach this limitation. (OA, pp. 6-7). The Examiner, however relies on a Uehara as its third piece of art in the rejection. (OA, p. 7). But the Examiner fails to identify any motivation to combine Uehara with Ware and Morano. In fact, no reason exists because Uehara and Morano are each directed to different problems—Morano preventing older children from spilling liquid when they tip over a sippy cup and Uehara providing a nipple for infants. *See In re Stepan Co.*, 868 F.3d 1342 (Fed. Cir. 2017). For at least this reason, Appellant requests that the rejection based on 35 U.S.C. §103(a) is not supported by the record and should be reversed.

As discussed above, the Examiner's rejection of claim 18 was improper and should be reversed. As claim 18 is patentable because the cited prior art does not teach "at least one vent passage extending through the domed portion of the base portion with a length not to extend past the collar," dependent claim 15 is also patentable.

Nanobebe US Inc., Ex. 1002, Page 245
Nanobebe US Inc. v. Mayborn (UK) Limited et al.

M. Claim 16 is Not Rendered Obvious Under 35 U.S.C. §103(a) by the Cited Prior Art

Claim 16 depends from independent claim 18 and adds the limitation "wherein the teat walls decrease in thickness from the base portion through to the teat portion."

The Examiner admits that Morano does teach this limitation. (OA, p. 7). The Examiner, however relies on a Uehara as its third piece of art in the rejection. (OA, p. 7). But the Examiner fails to identify any motivation to combine Uehara with Ware and Morano. In fact, no reason exists because Uehara and Morano are each directed to different problems—Morano preventing older children from spilling liquid when they tip over a sippy cup and Uehara providing a nipple for infants. *See In re Stepan Co.*, 868 F.3d 1342 (Fed. Cir. 2017). For at least this reason, Appellant requests that the rejection based on 35 U.S.C. §103(a) is not supported by the record and should be reversed.

As discussed above, the Examiner's rejection of claim 18 was improper and should be reversed. As claim 18 is patentable because the cited prior art does not teach "at least one vent passage extending through the domed portion of the base portion with a length not to extend past the collar," dependent claim 16 is also patentable.

N. Claim 17 is Not Rendered Obvious Under 35 U.S.C. §103(a) by the Cited Prior Art

Claim 17 depends from independent claim 18 and adds the limitation "wherein the air valve is located below a top edge of the collar."

Morano does not teach this limitation. Instead, the Examiner relies on Ware. (OA, p. 7). There is no motivation to combine Morano and Ware. Ware provides a drinking apparatus that closely approximates a mother's breast such that it will not collapse or be drawn, *by outside air*

Nanobebe US Inc., Ex. 1002, Page 246
Nanobebe US Inc. v. Mayborn (UK) Limited et al.

pressure, down into the mouth or neck of the bottle. (Ware, col. 1, ll. 9-16). Accordingly, Ware teaches an "air valve" to "offer a minimum amount of resistance to the admission of air to the bottle." (*Id.*, col. 2, ll. 70-72). Morano, however, has nothing to do with *air resistance* and is instead directed to solving a completely different problem, *i.e.*, adding "adjustable handles" for drinking vessels. (Morano, col. 1, ll. 34-35; claim 1-9). Accordingly, the Examiner's rejection of claim 17 was not proper.

As discussed above, the Examiner's rejection of claim 18 was improper and should be reversed. As claim 18 is patentable because the cited prior art does not teach "at least one vent passage extending through the domed portion of the base portion with a length not to extend past the collar," dependent claim 17 is also patentable.

VI. Conclusion

It was incumbent upon the Examiner to have provided sufficient evidence to sustain a *prima facie* case of obviousness. The Examiner has failed to carry the burden of providing a factual basis to support conclusions of obviousness. *See In re Alton*, 76 F.3d 1168, 1175 (Fed. Cir. 1996); *In re Oetiker*, 977 F.2d 1443, 1445 (Fed. Cir. 1992) ("the examiner bears the initial burden on review of the prior art or on any other ground of presenting a *prima facie* case of unpatentability"). In particular, the Examiner provides no motivation for combining Morano's sippy cup for older children and Ware's nipple for infants. Accordingly, without such reason or motivation, "a skilled artisan would not arrive at the claimed combination." *In re Stepan Co.*, 868 F.3d 1342, 1347, n. 1 (Fed. Cir. 2017)

The Examiner's stated positions are not tenable and should be reversed, and allowance of the application is respectfully requested.

Nanobebe US Inc., Ex. 1002, Page 247
Nanobebe US Inc. v. Mayborn (UK) Limited et al.

Respectfully submitted,

Date: February 26, 2019

By: /Arne M. Olson/
Arne M. Olson (Reg. No. 30,203)

OLSON & CEPURITIS, LTD.
20 North Wacker Drive
36th Floor
Chicago, IL 60606
Telephone: (312) 580-1180
Fax: (312) 580-1189

Nanobebe US Inc., Ex. 1002, Page 248
Nanobebe US Inc. v. Mayborn (UK) Limited et al.

CLAIMS APPENDIX

1. (Cancelled).

2. The feeding bottle of claim 18 wherein the vessel has two indentations.

3. The feeding bottle of claim 18 wherein the flange forms an elastomer sealing ring sealing against the top of the vessel.

4. The feeding bottle of claim 18 wherein the open top of the vessel comprises a vessel neck.

5. The feeding bottle of claim 18 wherein the open top of the vessel comprises an outwardly threaded vessel neck.

6. The feeding bottle of claim 18 wherein the internally threaded cylindrical portion of the collar is sized to mate with the open top of the vessel.

7. The feeding bottle of claim 18 wherein the collar comprises polypropylene.

8. The feeding bottle of claim 18 wherein the air valve is a one-way air-inlet valve.

9. – 13. (Canceled).

14. The feeding bottle of claim 18 wherein an outer surface of the teat portion has a first texture and an outer surface of the areola portion has a second texture.

15. The feeding bottle of claim 18 wherein an inner surface of the areola portion has at least one groove extending circumferentially.

16. The feeding bottle of claim 18 wherein the teat walls decrease in thickness from the base portion through to the teat portion.

17. The feeding bottle of claim 18 wherein the air valve is located below a top edge of

Nanobebe US Inc., Ex. 1002, Page 249
Nanobebe US Inc. v. Mayborn (UK) Limited et al.

the collar.

18. A feeding bottle comprising:

a) a vessel having:

an open top with a first diameter,

a body with a second diameter,

the body being connected with the open top, and the first diameter of the open top being less than the second diameter of the body;

b) a collar having:

an internally threaded cylindrical portion,

a downwardly domed peripheral portion surrounding and extending from the cylindrical portion,

c) a nipple having:

a teat portion having a variable wall thickness including an aperture,

a base portion having a wall thickness in a domed configuration,

an areola portion between the teat portion and the base portion,

a cylindrical flange depending from the base portion,

at least one vent passage extending through the domed portion of the base portion with a length not to extend past the collar and spaced inwardly from the collar,

a valve portion in communication with the vent passage and projecting downwardly from the flange,

the flange being arranged to seal with the vessel;

d) the nipple being secured to the collar by sealingly capturing the inner edge of the collar between the base portion ~~(116)~~ and the flange ~~(141)~~; and,

Nanobebe US Inc., Ex. 1002, Page 250
Nanobebe US Inc. v. Mayborn (UK) Limited et al.

e) the nipple being secured to the vessel by capturing the flange of the nipple between the collar and the open top of the vessel.

19. A feeding bottle comprising:

a) a vessel having:

an open top with a first diameter,

a body with a second diameter,

the body being connected with the open top, and the first diameter of the open top being less than the second diameter of the body;

b) a collar having:

an internally threaded cylindrical portion,

a downwardly domed peripheral portion surrounding and extending from the cylindrical portion,

c) a nipple having:

a teat portion having a variable wall thickness including an aperture,

a base portion having a wall thickness in a domed configuration,

an areola portion between the teat portion and the base portion,

a cylindrical flange depending from the base portion,

at least one vent passage extending through the domed portion of the base portion and spaced inwardly from the collar,

a valve portion in communication with the vent passage and projecting downwardly from the flange,

the flange being arranged to seal with the vessel;

Nanobebe US Inc., Ex. 1002, Page 251
Nanobebe US Inc. v. Mayborn (UK) Limited et al.

wherein an outer surface of the teat portion has a first texture and an outer surface of the areola portion has a second texture;

d) the nipple being secured to the collar by sealingly capturing the inner edge of the collar between the base portion and the flange; and,

e) the nipple being secured to the vessel by capturing the flange of the nipple between the collar and the open top of the vessel.

Nanobebe US Inc., Ex. 1002, Page 252
Nanobebe US Inc. v. Mayborn (UK) Limited et al.

EVIDENCE APPENDIX

No evidence was submitted pursuant to §§ 1.130, 1.131, or 1.132. Copies of the prior art references relied upon by the Examiner are provided herewith, as well as other prior art referenced in the arguments above.

Nanobebe US Inc., Ex. 1002, Page 253
Nanobebe US Inc. v. Mayborn (UK) Limited et al.

RELATED PROCEEDINGS APPENDIX

None.

Nanobebe US Inc., Ex. 1002, Page 254
Nanobebe US Inc. v. Mayborn (UK) Limited et al.

CERTIFICATE OF EFS-WEB TRANSMISSION

I hereby certify that this paper is being transmitted via the U.S. Patent and Trademark (USPTO) Electronic Filing System (EFS-Web) to the USPTO on February 26, 2019.

/Arne M. Olson/
Arne M. Olson (Reg. No. 30,203)

Nanobebe US Inc., Ex. 1002, Page 255
Nanobebe US Inc. v. Mayborn (UK) Limited et al.

Electronic Acknowledgement Receipt

EFS ID:	35255894
Application Number:	14551783
International Application Number:	
Confirmation Number:	6509
Title of Invention:	Baby Bottle With Flexible Nipple Regions
First Named Inventor/Applicant Name:	Arnold Rees
Customer Number:	2387
Filer:	Brian Raymond Michalek/Jill Jewett
Filer Authorized By:	Brian Raymond Michalek
Attorney Docket Number:	JM-4.2
Receipt Date:	26-FEB-2019
Filing Date:	24-NOV-2014
Time Stamp:	15:27:22
Application Type:	Utility under 35 USC 111(a)

Payment information:

Submitted with Payment	no

File Listing:

Document Number	Document Description	File Name	File Size(Bytes)/ Message Digest	Multi Part /.zip	Pages (if appl.)
1	Appeal Brief Filed	JM-4-2-AppealBriefv2.pdf	475784 27cf0a139b14b276fe9d86de9fa2837fea85542a	no	33

Warnings:

Information:	
Total Files Size (in bytes):	475784

This Acknowledgement Receipt evidences receipt on the noted date by the USPTO of the indicated documents, characterized by the applicant, and including page counts, where applicable. It serves as evidence of receipt similar to a Post Card, as described in MPEP 503.

New Applications Under 35 U.S.C. 111

If a new application is being filed and the application includes the necessary components for a filing date (see 37 CFR 1.53(b)-(d) and MPEP 506), a Filing Receipt (37 CFR 1.54) will be issued in due course and the date shown on this Acknowledgement Receipt will establish the filing date of the application.

National Stage of an International Application under 35 U.S.C. 371

If a timely submission to enter the national stage of an international application is compliant with the conditions of 35 U.S.C. 371 and other applicable requirements a Form PCT/DO/EO/903 indicating acceptance of the application as a national stage submission under 35 U.S.C. 371 will be issued in addition to the Filing Receipt, in due course.

New International Application Filed with the USPTO as a Receiving Office

If a new international application is being filed and the international application includes the necessary components for an international filing date (see PCT Article 11 and MPEP 1810), a Notification of the International Application Number and of the International Filing Date (Form PCT/RO/105) will be issued in due course, subject to prescriptions concerning national security, and the date shown on this Acknowledgement Receipt will establish the international filing date of the application.

IN THE UNITED STATES PATENT AND TRADEMARK OFFICE

Inventors:	Rees et al.	)	Confirmation No.: 6509
		)	
Serial No.:	14/551,783	)	Group Art Unit: 3781
		)	
Filed:	November 24, 2014	)	Examiner: Cynthia F. Collado
		)	
For:	BABY BOTTLE WITH FLEXIBLE NIPPLE REGIONS	)	Attorney Docket No.: JM-4.2

PRE-APPEAL BRIEF REQUEST FOR REVIEW

Mail Stop AF
Commissioner for Patents
P.O. Box 1450
Alexandria, VA 22313-1450

Sir:

Applicant requests a Pre-Appeal Brief Review of the current final rejections of claims 2-8 and 14-19 as being unpatentable over Morano (U.S. Patent No. 6,959,827) ("Morano") in view of Ware (U.S. Patent No. 1,510,571) ("Ware") and further in view of Uehara (U.S. Publication No. 2003/0089676) ("Uehara"). These rejections are unwarranted for at least the reasons described below.

I. The Prior Art Does Not Disclose A "Vent Passage… With a Length Not to Extend Past the Collar" (Claims 2-8 and 14-18)

Independent claim 18 recites "at least one vent passage extending through the domed portion of the base portion with a length not to extend past the collar…." The Examiner admits that Morano does not disclose this limitation. (July 26, 2018 Office Action, p. 3, hereinafter "OA"). Instead, the Examiner relies on Ware. *Id.* But Ware does not even have a collar.

Ware is directed to "rubber nipples" secured directly to the mouth of a nursing bottle without a collar. (Ware, col. 1, ll. 9-11). As shown in Ware's FIG. 2 (annotated below), Ware

includes three parts—a nipple portion 1, a breast portion 2, and a band 3. (Ware, col. 3, ll. 15-18). There is no collar to set a limit for the vent passage.

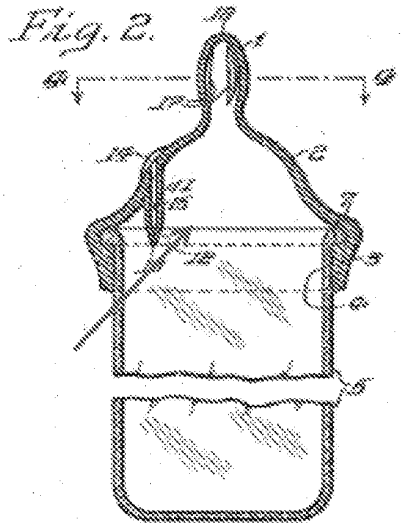

The band 3 is "adapted to tightly clasp around the upper end or mouth or neck 4 of a nursing bottle or receptacle 5 when stretched thereover." (*Id.*, col. 3, ll. 18-22). Accordingly, Ware's "air tube 11" extends not past any collar (shown in red) but directly into the "receptacle 5" and into the milk. Ware further explains that the air tube draws air into the bottle:

> "…an air tube 11 extending preferably a short distance downwardly from the inner surface of the breast portion 2 and when first molded its lower tapering end 12 is closed. This closed end is then slit or cut in any suitable way longitudinally of the tube to provide a valve 13 which will permit air to be drawn therethrough ***into the bottle***…" (Ware, col. 4, ll. 91-99) (emphasis added).

In contrast, Applicant's invention recites "at least one vent passage extending through the domed portion of the base portion with a length not to extend past the collar." (Claim 18). For example, Applicant's "vent passage 126" is shown in FIG. 4 (reproduced below with blue arrow):

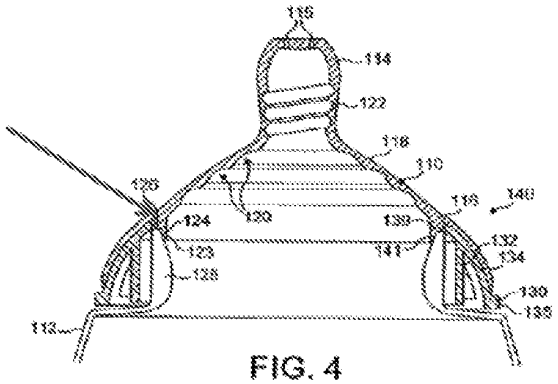

FIG. 4

Applicant explains that "[t]he teat 110 is over-moulded onto the screw collar 130 and the domed portion 134 terminates at a central circular orifice corresponding with an outer face of the neck 128 of the vessel 112." (US Pub. No. 20150083685, [0032]; hereinafter "the '685 application"). "The teat 110 includes a vent passage 126 through the elastomer material and substantially at the periphery." (*Id.*, [0033]).

Unlike Ware, Applicant's claimed "vent passage" has a "length not to extend past the collar." This keeps it out of the milk as can happen in Ware. Accordingly, even if it would be obvious to combine Ware with the Morano, the cited combination still does not teach each of the limitations of claim 18.

Dependent claims 2-8 and 14-17 depend from independent base claim 18. For the reasons stated above, these are also non-obvious in view of the cited combination.

II. The Prior Art Does Not Disclose That "An Outer Surface of the Teat Portion Has a First Texture and an Outer Surface of the Areola Portion Has a Second Texture" (Claims 14 and 19)

Independent claim 19 and dependent claim 14 include the limitation "wherein an outer surface of the teat portion has a first texture and an outer surface of the areola portion has a second texture." This limitation is not taught by the prior art.

The Office Action argues that Morano teaches this limitation and references that the figure below shows "the areola texture is bumpy and the teat surface is smooth."

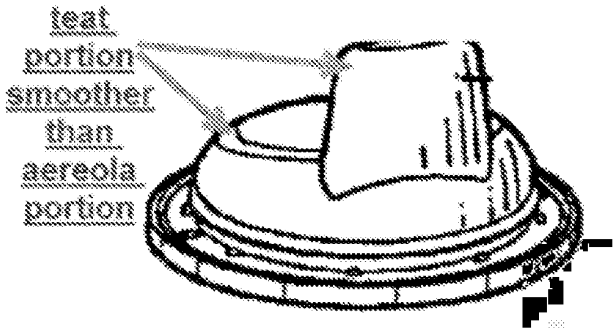

See July 26, 2018 Office Action, pp. 5-6. The Office Action surmises that because there are two lines on the alleged areola portion of mouth interface of Morano, the teat portion is smoother than the areola portion:

> "One can see in the figure that the areola section has an interruption which would make the texture in that section different from the teat surface which does not have any interruptions." OA, p. 8.

But this conclusion is without evidence and Morano also lacks any such disclosure of a "first texture" and a "second texture." Morano does not even mention texture.

In contrast, Applicant explains the specific reason for its two textures: "[t]he teat 110 is textured and shaped to mimic the human breast and can, for example have skin-like texture varying between the teat portion, areola region and base portion, similar to the human breast." (The '685 application, [0027]). The specification further explains that:

> "the teat can be textured on its outer and/or inner surface to enhance operation or realism of the teat as appropriate." (*Id.*, [0028]).
>
> ...
>
> "For example the teat portion can be made progressively longer as the age of the infant who will be using the teat increases and/or the texture can be made less prominent, for example ranging from coarse for new-borns through fine to gloss." (*Id.*, [0040]).

Accordingly, Applicant's particularized purpose for having a "first texture" and a "second texture" is not taught or suggested by Morano.

III. The Office Action Combination Improper (Claims 2-8 and 14-19)

It is the Examiner's burden to establish prima facie obviousness and the Examiner must provide evidence that would demonstrate "a reason that would have prompted a person of ordinary skill in the relevant field to combine the elements in the way the claimed new invention does." *KSR Int'l Co. v. Telejlex Inc.,* 127 S.Ct. 1727, 1741 (2007). Even if Morano and Ware would have taught each of the Applicant's claimed elements, there is no reason to combine them.

Ware's purpose is to provide a drinking apparatus that closely approximates a mother's breast such that it will not collapse or be drawn, *by outside air pressure*, down into the mouth or neck of the bottle. (Ware, col. 1, ll. 9-16). Accordingly, Ware teaches an "air valve" to "offer a minimum amount of resistance to the admission of air to the bottle." (*Id.*, col. 2, ll. 70-72).

Morano, however, has nothing to do with *air resistance* and is instead directed to solving a completely different problem, *i.e.*, adding "adjustable handles" for drinking vessels. (Morano, col. 1, ll. 34-35; claim 1-9). In fact, Morano teaches a collar 24 that screws to the vessel whereas Ware does not even teach a collar. Instead, Ware discloses a band 3 on the nipple for gripping the bottle. Accordingly, the Examiner has failed to demonstrate a reason for combining the different elements from Morano with Ware.

IV. Conclusion

For at least the reasons above, Applicant requests Pre-Appeal reconsideration and withdrawl of all the rejections of the claims. Applicant submits that the claims are in condition for allowance. Favorable action is respectfully requested.

Respectfully submitted,

Date: December 26, 2018

By /Arne M. Olson/
Arne M. Olson (Reg. No. 30,203)

OLSON & CEPURITIS, LTD.
20 North Wacker Drive, 36th Floor
Chicago, Illinois 60606
(312) 580-1180
Attorneys for Applicants

CERTIFICATE OF FILING

I hereby certify that this paper and attachments are being transmitted via the U.S. Patent and Trademark (USPTO) Electronic Filing System (EFS-Web) to the USPTO on December 26, 2018.

/Arne M. Olson/
Arne M. Olson (Reg. No. 30,203)

PTO/AIA/22 (03-13)
Approved for use through 11/30/2020. OMB 0651-0031
U.S. Patent and Trademark Office; U.S. DEPARTMENT OF COMMERCE
Under the Paperwork Reduction Act of 1995, no persons are required to respond to a collection of information unless it displays a valid OMB control number.

PETITION FOR EXTENSION OF TIME UNDER 37 CFR 1.136(a)

Docket Number (Optional): JM-4.2

Application Number: 14/551,783

Filed: November 24, 2014

For: Baby Bottle with Flexible Nipple Regions

Art Unit: 3781

Examiner: Collado, Cynthia Francisca

This is a request under the provisions of 37 CFR 1.136(a) to extend the period for filing a reply in the above-identified application.

The requested extension and fee are as follows (check time period desired and enter the appropriate fee below):

		Fee	Small Entity Fee	Micro Entity Fee	
☐	One month (37 CFR 1.17(a)(1))	$200	$100	$50	$
☑	Two months (37 CFR 1.17(a)(2))	$600	$300	$150	$ 600.00
☐	Three months (37 CFR 1.17(a)(3))	$1,400	$700	$350	$
☐	Four months (37 CFR 1.17(a)(4))	$2,200	$1,100	$550	$
☐	Five months (37 CFR 1.17(a)(5))	$3,000	$1,500	$750	$

☐ Applicant asserts small entity status. See 37 CFR 1.27.

☐ Applicant certifies micro entity status. See 37 CFR 1.29.
Form PTO/SB/15A or B or equivalent must either be enclosed or have been submitted previously.

☐ A check in the amount of the fee is enclosed.

☐ Payment by credit card. Form PTO-2038 is attached.

☐ The Director has already been authorized to charge fees in this application to a Deposit Account.

☑ The Director is hereby authorized to charge any fees which may be required, or credit any overpayment, to Deposit Account Number 15-0508.

☑ Payment made via EFS-Web.

WARNING: Information on this form may become public. Credit card information should not be included on this form. Provide credit card information and authorization on PTO-2038.

I am the

☐ applicant.

☑ attorney or agent of record. Registration number 30,203.

☐ attorney or agent acting under 37 CFR 1.34. Registration number _____.

/Arne M. Olson/ — Signature

December 26, 2018 — Date

Arne M. Olson — Typed or printed name

312-580-1180 — Telephone Number

NOTE: This form must be signed in accordance with 37 CFR 1.33. See 37 CFR 1.4 for signature requirements and certifications. Submit multiple forms if more than one signature is required, see below*.

☑ * Total of 1 forms are submitted.

This collection of information is required by 37 CFR 1.136(a). The information is required to obtain or retain a benefit by the public, which is to file (and by the USPTO to process) an application. Confidentiality is governed by 35 U.S.C. 122 and 37 CFR 1.11 and 1.14. This collection is estimated to take 6 minutes to complete, including gathering, preparing, and submitting the completed application form to the USPTO. Time will vary depending upon the individual case. Any comments on the amount of time you require to complete this form and/or suggestions for reducing this burden should be sent to the Chief Information Officer, U.S. Patent and Trademark Office, U.S. Department of Commerce, P.O. Box 1450, Alexandria, VA 22313-1450. DO NOT SEND FEES OR COMPLETED FORMS TO THIS ADDRESS. SEND TO: Mail Stop PCT, Commissioner for Patents, P.O. Box 1450, Alexandria, VA 22313-1450.

Privacy Act Statement

The **Privacy Act of 1974 (P.L. 93-579)** requires that you be given certain information in connection with your submission of the attached form related to a patent application or patent. Accordingly, pursuant to the requirements of the Act, please be advised that: (1) the general authority for the collection of this information is 35 U.S.C. 2(b)(2); (2) furnishing of the information solicited is voluntary; and (3) the principal purpose for which the information is used by the U.S. Patent and Trademark Office is to process and/or examine your submission related to a patent application or patent. If you do not furnish the requested information, the U.S. Patent and Trademark Office may not be able to process and/or examine your submission, which may result in termination of proceedings or abandonment of the application or expiration of the patent.

The information provided by you in this form will be subject to the following routine uses:

1. The information on this form will be treated confidentially to the extent allowed under the Freedom of Information Act (5 U.S.C. 552) and the Privacy Act (5 U.S.C 552a). Records from this system of records may be disclosed to the Department of Justice to determine whether disclosure of these records is required by the Freedom of Information Act.
2. A record from this system of records may be disclosed, as a routine use, in the course of presenting evidence to a court, magistrate, or administrative tribunal, including disclosures to opposing counsel in the course of settlement negotiations.
3. A record in this system of records may be disclosed, as a routine use, to a Member of Congress submitting a request involving an individual, to whom the record pertains, when the individual has requested assistance from the Member with respect to the subject matter of the record.
4. A record in this system of records may be disclosed, as a routine use, to a contractor of the Agency having need for the information in order to perform a contract. Recipients of information shall be required to comply with the requirements of the Privacy Act of 1974, as amended, pursuant to 5 U.S.C. 552a(m).
5. A record related to an International Application filed under the Patent Cooperation Treaty in this system of records may be disclosed, as a routine use, to the International Bureau of the World Intellectual Property Organization, pursuant to the Patent Cooperation Treaty.
6. A record in this system of records may be disclosed, as a routine use, to another federal agency for purposes of National Security review (35 U.S.C. 181) and for review pursuant to the Atomic Energy Act (42 U.S.C. 218(c)).
7. A record from this system of records may be disclosed, as a routine use, to the Administrator, General Services, or his/her designee, during an inspection of records conducted by GSA as part of that agency's responsibility to recommend improvements in records management practices and programs, under authority of 44 U.S.C. 2904 and 2906. Such disclosure shall be made in accordance with the GSA regulations governing inspection of records for this purpose, and any other relevant (*i.e.*, GSA or Commerce) directive. Such disclosure shall not be used to make determinations about individuals.
8. A record from this system of records may be disclosed, as a routine use, to the public after either publication of the application pursuant to 35 U.S.C. 122(b) or issuance of a patent pursuant to 35 U.S.C. 151. Further, a record may be disclosed, subject to the limitations of 37 CFR 1.14, as a routine use, to the public if the record was filed in an application which became abandoned or in which the proceedings were terminated and which application is referenced by either a published application, an application open to public inspection or an issued patent.
9. A record from this system of records may be disclosed, as a routine use, to a Federal, State, or local law enforcement agency, if the USPTO becomes aware of a violation or potential violation of law or regulation.

Electronic Patent Application Fee Transmittal

Application Number:	14551783
Filing Date:	24-Nov-2014
Title of Invention:	Baby Bottle With Flexible Nipple Regions
First Named Inventor/Applicant Name:	Arnold Rees
Filer:	Brian Raymond Michalek/Krista Boehm
Attorney Docket Number:	JM-4.2

Filed as Large Entity

Filing Fees for Utility under 35 USC 111(a)

Description	Fee Code	Quantity	Amount	Sub-Total in USD($)
Basic Filing:				
Pages:				
Claims:				
Miscellaneous-Filing:				
Petition:				
Patent-Appeals-and-Interference:				
NOTICE OF APPEAL	1401	1	800	800
Post-Allowance-and-Post-Issuance:				

Description	Fee Code	Quantity	Amount	Sub-Total in USD($)
Extension-of-Time:				
Extension - 2 months with $0 paid	1252	1	600	600
Miscellaneous:				
		Total in USD ($)		**1400**

Electronic Acknowledgement Receipt

EFS ID:	34690897
Application Number:	14551783
International Application Number:	
Confirmation Number:	6509
Title of Invention:	Baby Bottle With Flexible Nipple Regions
First Named Inventor/Applicant Name:	Arnold Rees
Customer Number:	2387
Filer:	Brian Raymond Michalek/Krista Boehm
Filer Authorized By:	Brian Raymond Michalek
Attorney Docket Number:	JM-4.2
Receipt Date:	26-DEC-2018
Filing Date:	24-NOV-2014
Time Stamp:	12:45:22
Application Type:	Utility under 35 USC 111(a)

Payment information:

Submitted with Payment	yes
Payment Type	DA
Payment was successfully received in RAM	$1400
RAM confirmation Number	122618INTEFSW00022172150508
Deposit Account	
Authorized User	
The Director of the USPTO is hereby authorized to charge indicated fees and credit any overpayment as follows:	

File Listing:

Document Number	Document Description	File Name	File Size(Bytes)/ Message Digest	Multi Part /.zip	Pages (if appl.)
1	Notice of Appeal Filed	JM-4-2-NoticeOfAppeal.pdf	211565 73e2f6d5352135401690571569 52fe4344876fa6	no	1
Warnings:					
Information:					
2	Pre-Brief Conference request	JM-4-2-PreAppeal.pdf	490410 bd677cc464e6440b2109410a22b96eb6058e0d39	no	7
Warnings:					
Information:					
3	Extension of Time	JM-4-2-TwoMoExtofTime.pdf	163615 60d5f589fee526fb290bf028b9323f7a8695f9ac	no	2
Warnings:					
Information:					
4	Fee Worksheet (SB06)	fee-info.pdf	32252 318b5ff979f06f33951d8167d208266c26f43091	no	2
Warnings:					
Information:					
		Total Files Size (in bytes):	897842		

This Acknowledgement Receipt evidences receipt on the noted date by the USPTO of the indicated documents, characterized by the applicant, and including page counts, where applicable. It serves as evidence of receipt similar to a Post Card, as described in MPEP 503.

New Applications Under 35 U.S.C. 111

If a new application is being filed and the application includes the necessary components for a filing date (see 37 CFR 1.53(b)-(d) and MPEP 506), a Filing Receipt (37 CFR 1.54) will be issued in due course and the date shown on this Acknowledgement Receipt will establish the filing date of the application.

National Stage of an International Application under 35 U.S.C. 371

If a timely submission to enter the national stage of an international application is compliant with the conditions of 35 U.S.C. 371 and other applicable requirements a Form PCT/DO/EO/903 indicating acceptance of the application as a national stage submission under 35 U.S.C. 371 will be issued in addition to the Filing Receipt, in due course.

New International Application Filed with the USPTO as a Receiving Office

If a new international application is being filed and the international application includes the necessary components for an international filing date (see PCT Article 11 and MPEP 1810), a Notification of the International Application Number and of the International Filing Date (Form PCT/RO/105) will be issued in due course, subject to prescriptions concerning national security, and the date shown on this Acknowledgement Receipt will establish the international filing date of the application.

PTO/AIA/31 (03-14)
Approved for use through 11/30/2020. OMB 0651-0031
U.S. Patent and Trademark Office; U.S. DEPARTMENT OF COMMERCE
Under the Paperwork Reduction Act of 1995, no persons are required to respond to a collection of information unless it displays a valid OMB control number.

NOTICE OF APPEAL FROM THE EXAMINER TO THE PATENT TRIAL AND APPEAL BOARD

Docket Number (Optional): JM-4.2

I hereby certify that this correspondence is being facsimile transmitted to the USPTO, EFS-Web transmitted to the USPTO, or deposited with the United States Postal Service with sufficient postage in an envelope addressed to "Commissioner for Patents, P.O. Box 1450, Alexandria, on Alexandria, VA 22313-1450" [37 CFR 1.8(a)] on December 26, 2018.

Signature: /Arne M. Olson/

Typed or printed name: Arne M. Olson

In re Application of: Arnold Rees, et al.	
Application Number: 14/551,783	Filed: November 24, 2014
For: Baby Bottle With Flexible Nipple Regions	
Art Unit: 3781	Examiner: Collado, Cynthia Francisca

Applicant hereby **appeals** to the Patent Trial and Appeal Board from the last decision of the examiner.

The fee for this Notice of Appeal is (37 CFR 41.20(b)(1)) $ 800.00

☐ Applicant asserts small entity status. See 37 CFR 1.27. Therefore, the fee shown above is reduced by 50%, and the resulting fee is: $ _____

☐ Applicant certifies micro entity status. See 37 CFR 1.29. Therefore, the fee shown above is reduced by 75%, and the resulting fee is: $ _____
Form PTO/SB/15A or B or equivalent must either be enclosed or have been submitted previously.

☐ A check in the amount of the fee is enclosed.

☐ Payment by credit card. Form PTO-2038 is attached.

☑ The Director is hereby authorized to charge any fees which may be required, or credit any overpayment to Deposit Account No. 15-0508.

☑ Payment made via EFS-Web.

☐ A petition for an extension of time under 37 CFR 1.136(a) (PTO/AIA/22 or equivalent) is enclosed.
For extensions of time in reexamination proceedings, see 37 CFR 1.550.

WARNING: Information on this form may become public. Credit card information should not be included on this form. Provide credit card information and authorization on PTO-2038.

I am the

☐ applicant

☑ attorney or agent of record
Registration number 30203

☐ attorney or agent acting under 37 CFR 1.34
Registration number _____

Signature: /Arne M. Olson/

Typed or printed name: Arne M. Olson

Telephone Number: (312) 580-1180

Date: December 26, 2018

NOTE: This form must be signed in accordance with 37 CFR 1.33. See 37 CFR 1.4 for signature requirements and certifications. Submit multiple forms if more than one signature is required, see below*.

☑ * Total of 1 forms are submitted.

This collection of information is required by 37 CFR 41.20(b)(1) and 41.31. The information is required to obtain or retain a benefit by the public which is to file (and by the USPTO to process) an application. Confidentiality is governed by 35 U.S.C. 122 and 37 CFR 1.11, 1.14 and 41.6. This collection is estimated to take 12 minutes to complete, including gathering, preparing, and submitting the completed application form to the USPTO. Time will vary depending upon the individual case. Any comments on the amount of time you require to complete this form and/or suggestions for reducing this burden, should be sent to the Chief Information Officer, U.S. Patent and Trademark Office, U.S. Department of Commerce, P.O. Box 1450, Alexandria, VA 22313-1450. DO NOT SEND FEES OR COMPLETED FORMS TO THIS ADDRESS. **SEND TO: Commissioner for Patents, P.O. Box 1450, Alexandria, VA 22313-1450.**

If you need assistance in completing the form, call 1-800-PTO-9199 and select option 2.

UNITED STATES PATENT AND TRADEMARK OFFICE

UNITED STATES DEPARTMENT OF COMMERCE
United States Patent and Trademark Office
Address: COMMISSIONER FOR PATENTS
P.O. Box 1450
Alexandria, Virginia 22313-1450
www.uspto.gov

APPLICATION NO.	FILING DATE	FIRST NAMED INVENTOR	ATTORNEY DOCKET NO.	CONFIRMATION NO.
14/551,783	11/24/2014	Arnold Rees	JM-4.2	6509

2387 7590 07/26/2018

Olson & Cepuritis, LTD.
20 NORTH WACKER DRIVE
36TH FLOOR
CHICAGO, IL 60606

EXAMINER	
COLLADO, CYNTHIA FRANCISCA	

ART UNIT	PAPER NUMBER
3781	

NOTIFICATION DATE	DELIVERY MODE
07/26/2018	ELECTRONIC

Please find below and/or attached an Office communication concerning this application or proceeding.

The time period for reply, if any, is set in the attached communication.

Notice of the Office communication was sent electronically on above-indicated "Notification Date" to the following e-mail address(es):

docket@olsonip.com
firm@olsonip.com

Nanobebe US Inc., Ex. 1002, Page 273
Nanobebe US Inc. v. Mayborn (UK) Limited et al.

Office Action Summary	Application No. 14/551,783	Applicant(s) REES ET AL.	
	Examiner CYNTHIA COLLADO	Art Unit 3781	AIA (First Inventor to File) Status No

-- The MAILING DATE of this communication appears on the cover sheet with the correspondence address --

Period for Reply

A SHORTENED STATUTORY PERIOD FOR REPLY IS SET TO EXPIRE *3* MONTHS FROM THE MAILING DATE OF THIS COMMUNICATION.

- Extensions of time may be available under the provisions of 37 CFR 1.136(a). In no event, however, may a reply be timely filed after SIX (6) MONTHS from the mailing date of this communication.
- If NO period for reply is specified above, the maximum statutory period will apply and will expire SIX (6) MONTHS from the mailing date of this communication.
- Failure to reply within the set or extended period for reply will, by statute, cause the application to become ABANDONED (35 U.S.C. § 133). Any reply received by the Office later than three months after the mailing date of this communication, even if timely filed, may reduce any earned patent term adjustment. See 37 CFR 1.704(b).

Status

1)☒ Responsive to communication(s) filed on *3/20/2018*.

☐ A declaration(s)/affidavit(s) under **37 CFR 1.130(b)** was/were filed on _____.

2a)☒ This action is **FINAL**. 2b)☐ This action is non-final.

3)☐ An election was made by the applicant in response to a restriction requirement set forth during the interview on _____; the restriction requirement and election have been incorporated into this action.

4)☐ Since this application is in condition for allowance except for formal matters, prosecution as to the merits is closed in accordance with the practice under *Ex parte Quayle*, 1935 C.D. 11, 453 O.G. 213.

Disposition of Claims*

5)☒ Claim(s) *2-8 and 14-19* is/are pending in the application.

5a) Of the above claim(s) _____ is/are withdrawn from consideration.

6)☐ Claim(s) _____ is/are allowed.

7)☒ Claim(s) *2-8 and 14-19* is/are rejected.

8)☐ Claim(s) _____ is/are objected to.

9)☐ Claim(s) _____ are subject to restriction and/or election requirement.

* If any claims have been determined allowable, you may be eligible to benefit from the **Patent Prosecution Highway** program at a participating intellectual property office for the corresponding application. For more information, please see http://www.uspto.gov/patents/init_events/pph/index.jsp or send an inquiry to PPHfeedback@uspto.gov.

Application Papers

10)☐ The specification is objected to by the Examiner.

11)☒ The drawing(s) filed on _____ is/are: a)☐ accepted or b)☐ objected to by the Examiner.

Applicant may not request that any objection to the drawing(s) be held in abeyance. See 37 CFR 1.85(a).

Replacement drawing sheet(s) including the correction is required if the drawing(s) is objected to. See 37 CFR 1.121(d).

Priority under 35 U.S.C. § 119

12)☐ Acknowledgment is made of a claim for foreign priority under 35 U.S.C. § 119(a)-(d) or (f).

Certified copies:

a)☐ All b)☐ Some** c)☐ None of the:

1.☐ Certified copies of the priority documents have been received.

2.☐ Certified copies of the priority documents have been received in Application No. _____.

3.☐ Copies of the certified copies of the priority documents have been received in this National Stage application from the International Bureau (PCT Rule 17.2(a)).

** See the attached detailed Office action for a list of the certified copies not received.

Attachment(s)

1) ☒ Notice of References Cited (PTO-892)

2) ☐ Information Disclosure Statement(s) (PTO/SB/08a and/or PTO/SB/08b) Paper No(s)/Mail Date _____.

3) ☐ Interview Summary (PTO-413) Paper No(s)/Mail Date. _____ .

4) ☐ Other: _____.

Nanobebe US Inc., Ex. 1002, Page 274
Nanobebe US Inc. v. Mayborn (UK) Limited et al.

The present application is being examined under the pre-AIA first to invent provisions.

DETAILED ACTION

Claim Rejections - 35 USC § 103

The following is a quotation of 35 U.S.C. 103(a) which forms the basis for all obviousness rejections set forth in this Office action:

> (a) A patent may not be obtained though the invention is not identically disclosed or described as set forth in section 102 of this title, if the differences between the subject matter sought to be patented and the prior art are such that the subject matter as a whole would have been obvious at the time the invention was made to a person having ordinary skill in the art to which said subject matter pertains. Patentability shall not be negatived by the manner in which the invention was made.

The factual inquiries set forth in *Graham* v. *John Deere Co.*, 383 U.S. 1, 148 USPQ 459 (1966), that are applied for establishing a background for determining obviousness under 35 U.S.C. 103(a) are summarized as follows:

1. Determining the scope and contents of the prior art.
2. Ascertaining the differences between the prior art and the claims at issue.
3. Resolving the level of ordinary skill in the pertinent art.
4. Considering objective evidence present in the application indicating obviousness or nonobviousness.

Claims 2-8, 14-19 are rejected under 35 U.S.C. 103(a) as being unpatentable over Morano (US Patent No.6, 959, 827) in view of Ware (US 1,510,571)and further in view of Uehara (US 2003/0089676).

[Claim 18] Morano discloses a nipple (see fig below) having a teat and an areola portion (see teat above areola in fig below), a base portion having a wall thickness in a

domed configuration, a flange having a downwardly depending cylindrical portion and connected to the base portion(see fig below),

the vessel having: an open top with a first diameter(see fig below), a body with a second diameter(see fig below), the body being connected with the open top(see fig below), and the first diameter of the open top being less than the second diameter of the body(see fig below); the collar having: an internally threaded cylindrical portion, a downwardly domed peripheral portion surrounding and extending from the cylindrical portion(see fig below), and the nipple being secured to the vessel with the flange of the nipple being captured between the collar and the open top of the vessel and the flange being arranged to seal with a vessel(see fig below),the nipple being secured to the collar by sealingly capturing the inner edge of the collar between the base portion and the flange (see fig below).

Morano fails to show a vent passage extending through the base portion with a length not to extend past the collar, a valve portion in communication with the vent passage and projecting downwardly from the flange.

Ware discloses a vent passage extending through the base portion with a length not to extend past the collar, a valve portion in communication with the vent passage and projecting downwardly from the flange (see fig below) to permit for air flow in only one direction. Based on the teaching of Ware, it would have been obvious to one having ordinary skill in the art at the time the invention was made to have a vent passage extending through the base portion with a length not to extend past the collar, a valve

portion in communication with the vent passage and projecting downwardly from the flange (see fig below) to permit for air flow in only one direction.

The combination above fails to disclose the teat portion having a variable wall thickness. The reference to Uehara discloses a teat portion having a variable wall thickness (see fig below) including an aperture (see fluid opening),

Based on the teaching of Uehara it would have been obvious to one having ordinary skill in the art at the time the invention was made to a teat portion having a variable wall thickness (see fig below) including an aperture(see fluid opening)to allow the nipple to behave in the same manner as the nipple of the mother.

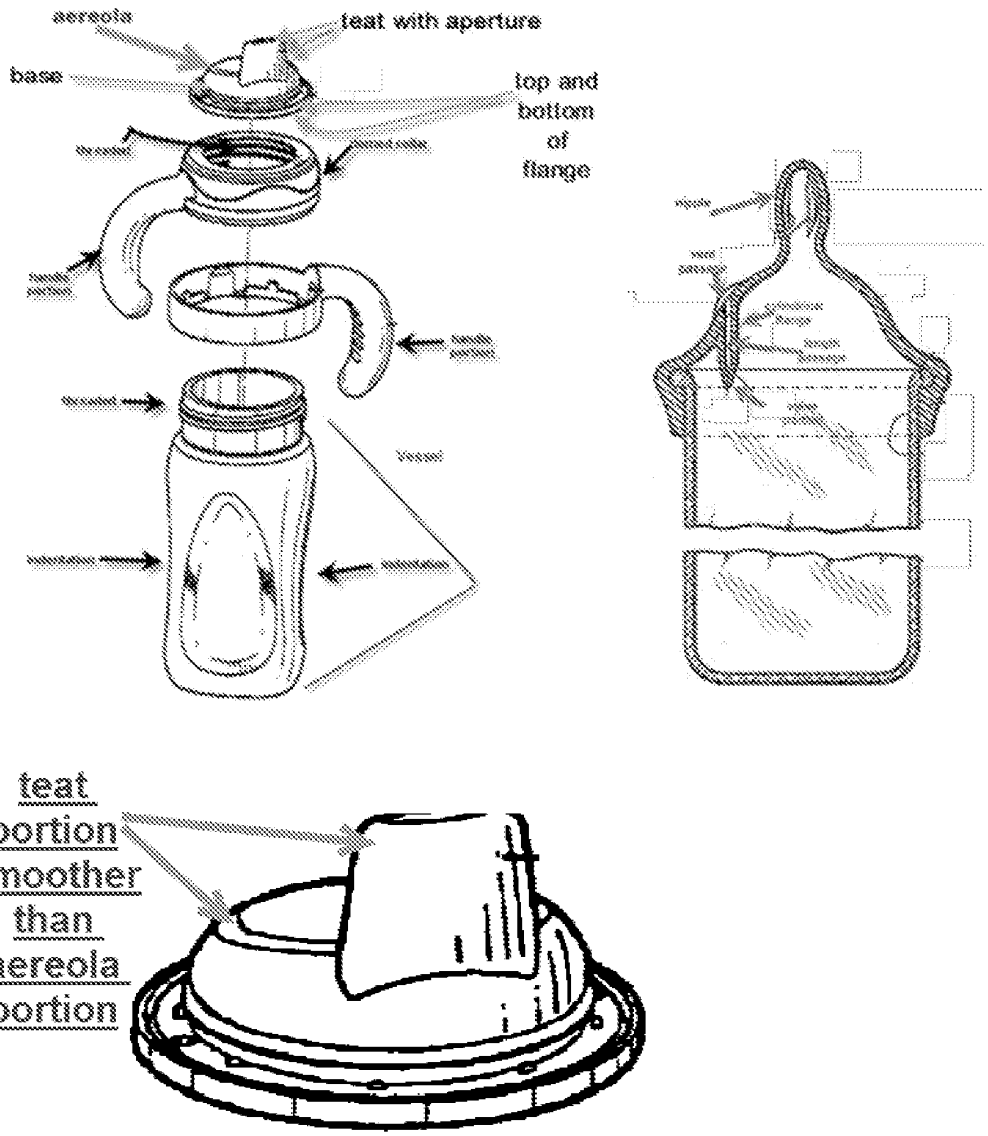

[Claim 2] Morano as modified discloses wherein the vessel has two indentations (see **Morano** in the fig above).

[Claim 3] Morano as modified discloses the claimed invention of claim 18 except for the flange forming an elastomer sealing ring sealing against the top of the vessel (see

Uehara in fig above also [0072]). One advantage would be to prevent leakage. Based on the teaching of Uehara, it would have been obvious to one having ordinary skill in the art at the time the invention was made to an elastomer sealing ring sealing against the top of the vessel (see **Uehara** in fig above also [0072] where the nipple including the edge is made of rubber). One advantage would be to prevent leakage of the contents within the vessel.

[Claim 4] Morano as modified discloses wherein the open top of the vessel comprises a vessel neck (see **Morano**, in the fig above).

[Claim 5] Morano as modified discloses wherein the open top of the vessel comprises an outwardly threaded vessel neck (see **Morano**, in the fig above).

[Claim 6] Morano as modified discloses wherein the internally threaded cylindrical portion of the collar is sized to mate with the open top of the vessel (see **Morano**, in the fig above).

[Claim 7] Morano as modified discloses wherein the collar comprises polypropylene (see **Morano**, col 3, lines 27-30).

[Claim 8] Morano as modified discloses wherein the air valve is a one-way air-inlet valve (**Ware** see col 2, lines 1-2).

[Claim 14] Morano as modified discloses a teat having a texture having an outer surface of the teat portion has a first texture and an outer surface of the areola portion has a second texture (see fig above where the areola texture is bumpy and the teat surface is smooth).

[Claim 15] Morano as modified discloses wherein an inner surface of the areola portion

has at least one groove extending circumferentially (see **Uehara** grooves in fig above). One advantage would be to allow the nipple to behave in the same manner as the nipple of the mother.

[Claim 16] Morano as modified discloses wherein the teat walls decrease in thickness from the base portion through to the teat portion (see **Uehara** fig above). One advantage would be to allow the nipple to behave in the same manner as the nipple of the mother.

[Claim 17] Morano as modified discloses wherein the air valve is located below a top edge of the collar (see Ware in the fig above) to permit for air flow in only one direction (see col 2, lines 1-2).

[Claim 19] Morano discloses a nipple (see fig below) having a teat and an areola portion (see teat above areola in fig below), a base portion having a wall thickness in a domed configuration, a flange having a downwardly depending cylindrical portion and connected to the base portion(see fig below),
the vessel having: an open top with a first diameter(see fig below), a body with a second diameter(see fig below), the body being connected with the open top(see fig below), and the first diameter of the open top being less than the second diameter of the body(see fig below); the collar having: an internally threaded cylindrical portion, a downwardly domed peripheral portion surrounding and extending from the cylindrical portion(see fig below), and the nipple being secured to the vessel with the flange of the nipple being captured between the collar and the open top of the vessel and the flange

being arranged to seal with a vessel(see fig below),the nipple being secured to the collar by sealingly capturing the inner edge of the collar between the base portion and the flange (see fig below) wherein an outer surface of the teat portion has a first texture and an outer surface of the areola portion has a second texture(One can see in the figure that the areola section has an interruption which would make the texture in that section different from the teat surface which does not have any interruptions (see fig above where the areola texture is bumpy and the teat surface is smooth).

.

Morano fails to show a vent passage extending through the base portion, a valve portion in communication with the vent passage and projecting downwardly from the flange.

Ware discloses a vent passage extending through the base portion of the nipple, a valve portion in communication with the vent passage and projecting downwardly from the flange (see fig below) to permit for air flow in only one direction (see col 2, lines 1-2). Based on the teaching of Ware, it would have been obvious to one having ordinary skill in the art at the time the invention was made to have a vent passage extending through the base portion of the nipple, a valve portion in communication with the vent passage and projecting downwardly from the flange (see fig below) to permit for air flow in only one direction (see col 2, lines 1-2).

The combination above fails to disclose the teat portion having a variable wall thickness. The reference to Uehara discloses a teat portion having a variable wall thickness (see fig below) including an aperture (see fluid opening),

Based on the teaching of Uehara it would have been obvious to one having ordinary skill in the art at the time the invention was made to a teat portion having a variable wall thickness (see fig below) including an aperture(see fluid opening)to allow the nipple to behave in the same manner as the nipple of the mother.

Response to Arguments

Applicant's arguments with respect to claim 18 have been considered but are moot because the arguments do not apply to any of the references being used in the current rejection.

Regarding claim 14, applicant argues that Morano does not disclose a teat having a texture having an outer surface of the teat portion has a first texture and an outer surface of the areola portion has a second texture. The examiner respectfully disagrees. Morano areola texture is bumpy and the teat surface is smooth. One can see in the figure that the areola section has an interruption which would make the texture in that section different from the teat surface which does not have any interruptions (see fig above where the areola texture is bumpy and the teat surface is smooth).furthermore

In response to applicant's argument that the references must explicitly provide a suggestion for combining, a conclusion of obviousness may be made from common knowledge and common sense of the person of ordinary skill in the art without any specific hint or suggestion in a particular reference (see In re Bozek, 416 F.2d 1385,1390, 163 USPQ 545, 549 (CCPA 1969)), with skill being presumed on the part of

the artisan, rather than the lack thereof (see In re Sovish 769 F.2d 738, 742, 226 USPQ 771,774 (Fed. Cir. 1985)); further, references may be combined although none of them explicitly suggests combining one with the other (see In re Nilssen 7 USPQ2d 1500 (Fed. Cir. 1989)). It has long been the law that the motivation to combine need not be found in prior art references, but equally can be found "in the knowledge generally available to one of ordinary skill in the art." In re Jones, 958 F.2d 347, 351 (Fed. Cir.1992) (citing In re Fine, 837 F.2d 1071, 1074 (Fed. Cir. 1988)).

The motivation to combine can be found either in a prior art reference, or it can be implicit in the knowledge of one of ordinary skill in the art. See In re Huston, 308 F.3d 1267, 1280 (Fed. Cir. 2002); Motorola, Inc. v. interdigitai Tech. Corp., 121 F.3d 1461, 1472 (Fed. Cir. 1997). Sources suggesting a combination may be: (1) the combined teachings of the prior art, (2) the knowledge of the ordinary practitioner and (3) the nature of the problem to be solved. "The test for implicit showing is what the combined teachings, knowledge of one of ordinary skill in the art, and the nature of the problem to be solved as a whole would have suggested to those of ordinary skill in the art." In re Kotzab, 217 F.3d 1365, 1370, 55 USPQ2d 1313, 1317 (Fed.Cir. 2000). In Richard Ruiz and Foundation Anchoring Systems, Inc. v. A.B. Chance Company, No. 03-1333 (Fed. Cir. January 29, 2004), the court emphasized that an "express written teaching in the art" to combine references was not required [emphasis added]. Rather, motivation may come from "the nature of a problem to be solved, leading inventors to look to references relating to possible solutions to that problem." Please further note the following from Section 2144 of the MPEP: "The rationale to modify or combine the prior

art does not have to be expressly stated in the prior art or it may be reasoned from knowledge generally available to one of ordinary skill in the art, established scientific principles, or legal precedent...The reason or motivation to modify the reference may often suggest what the inventor has done, but for a different purpose or to solve a different problem... It is not necessary that the prior art suggest the combination to achieve the same advantage or result discovered by Applicant." Also Chief Judge Nies writes in a concurring opinion, "While there must be some teaching, reason, suggestion, or motivation to combine existing elements to produce the claimed device, it is not necessary that the cited references or the prior art specifically suggest making the combination... In sum, it is off the mark for litigants to argue, as many do, that an invention cannot be held to have been obvious unless a suggestion to combine prior art teachings is found in a specific reference". See In re Oetiker 977 F.2d 1443, 24 USPQ.2d 1443 (Fed.Cir. 1992). Please note that the motivations for making the combinations are specifically set forth in the rejections.

Conclusion

Applicant's amendment necessitated the new ground(s) of rejection presented in this Office action. Accordingly, **THIS ACTION IS MADE FINAL**. See MPEP

§ 706.07(a). Applicant is reminded of the extension of time policy as set forth in 37 CFR 1.136(a).

A shortened statutory period for reply to this final action is set to expire THREE MONTHS from the mailing date of this action. In the event a first reply is filed within TWO MONTHS of the mailing date of this final action and the advisory action is not mailed until after the end of the THREE-MONTH shortened statutory period, then the shortened statutory period will expire on the date the advisory action is mailed, and any extension fee pursuant to 37 CFR 1.136(a) will be calculated from the mailing date of the advisory action. In no event, however, will the statutory period for reply expire later than SIX MONTHS from the date of this final action.

Any inquiry concerning this communication or earlier communications from the examiner should be directed to CYNTHIA COLLADO whose telephone number is (571)272-8315. The examiner can normally be reached on mon-fri 8-5.

Examiner interviews are available via telephone, in-person, and video conferencing using a USPTO supplied web-based collaboration tool. To schedule an interview, applicant is encouraged to use the USPTO Automated Interview Request (AIR) at http://www.uspto.gov/interviewpractice.

If attempts to reach the examiner by telephone are unsuccessful, the examiner's supervisor, Fenn Mathew can be reached on (571)2724978. The fax phone number for the organization where this application or proceeding is assigned is 571-273-8300.

Information regarding the status of an application may be obtained from the Patent Application Information Retrieval (PAIR) system. Status information for published applications may be obtained from either Private PAIR or Public PAIR. Status information for unpublished applications is available through Private PAIR only. For more information about the PAIR system, see http://pair-direct.uspto.gov. Should you have questions on access to the Private PAIR system, contact the Electronic Business Center (EBC) at 866-217-9197 (toll-free). If you would like assistance from a USPTO Customer Service Representative or access to the automated information system, call 800-786-9199 (IN USA OR CANADA) or 571-272-1000.

CFC
/CYNTHIA COLLADO/
Examiner, Art Unit 3781

/Fenn C Mathew/
Supervisory Patent Examiner, Art Unit 3781

Notice of References Cited	Application/Control No. 14/551,783	Applicant(s)/Patent Under Reexamination REES ET AL.	
	Examiner CYNTHIA COLLADO	Art Unit 3781	Page 1 of 1

U.S. PATENT DOCUMENTS

*		Document Number Country Code-Number-Kind Code	Date MM-YYYY	Name	CPC Classification	US Classification
*	A	US-1,510,571 A	10-1924	WARE WALTER F	A61J11/02	215/11.5
	B	US-				
	C	US-				
	D	US-				
	E	US-				
	F	US-				
	G	US-				
	H	US-				
	I	US-				
	J	US-				
	K	US-				
	L	US-				
	M	US-				

FOREIGN PATENT DOCUMENTS

*		Document Number Country Code-Number-Kind Code	Date MM-YYYY	Country	Name	CPC Classification
	N					
	O					
	P					
	Q					
	R					
	S					
	T					

NON-PATENT DOCUMENTS

*		Include as applicable: Author, Title Date, Publisher, Edition or Volume, Pertinent Pages)
	U	
	V	
	W	
	X	

*A copy of this reference is not being furnished with this Office action. (See MPEP § 707.05(a).)
Dates in MM-YYYY format are publication dates. Classifications may be US or foreign.

Nanobebe US Inc., Ex. 1002, Page 287
Nanobebe US Inc. v. Mayborn (UK) Limited et al.

Index of Claims	Application/Control No.	Applicant(s)/Patent Under Reexamination
	14551783	REES ET AL.
	Examiner	**Art Unit**
	CYNTHIA COLLADO	3781

✓	Rejected	-	Cancelled	N	Non-Elected	A	Appeal
=	Allowed	÷	Restricted	I	Interference	O	Objected

☐ Claims renumbered in the same order as presented by applicant ☐ CPA ☐ T.D. ☐ R.1.47

CLAIM		DATE								
Final	Original	05/03/2015	02/03/2016	12/27/2016	07/17/2017	12/22/2017	07/09/2018			
	1	✓	✓	-	-	-	-			
	2	✓	✓	✓	✓	✓	✓			
	3	✓	✓	✓	✓	✓	✓			
	4	✓	✓	✓	✓	✓	✓			
	5	✓	✓	✓	✓	✓	✓			
	6	✓	✓	✓	✓	✓	✓			
	7	✓	✓	✓	✓	✓	✓			
	8	✓	✓	✓	✓	✓	✓			
	9	✓	✓	-	-	-	-			
	10	✓	✓	-	-	-	-			
	11	✓	✓	-	-	-	-			
	12	✓	✓	-	-	-	-			
	13	✓	✓	-	-	-	-			
	14	✓	✓	✓	✓	✓	✓			
	15	✓	✓	✓	✓	✓	✓			
	16	✓	✓	✓	✓	✓	✓			
	17	✓	✓	✓	✓	✓	✓			
	18			✓	✓	✓	✓			
	19						✓			

Nanobebe US Inc., Ex. 1002, Page 288
Nanobebe US Inc. v. Mayborn (UK) Limited et al.

Search Notes	Application/Control No.	Applicant(s)/Patent Under Reexamination
	14551783	REES ET AL.
	Examiner	Art Unit
	CYNTHIA COLLADO	3781

CPC- SEARCHED		
Symbol	Date	Examiner
A 61J 9/04 A 61J 11/02 A 61J 11/045, A 61J 11/04, A 61J 9/00	4/28/2015	CFC

CPC COMBINATION SETS - SEARCHED		
Symbol	Date	Examiner

US CLASSIFICATION SEARCHED			
Class	Subclass	Date	Examiner
215	11.5,11.1,396,398,11.6,276,11.4	4/28/2015	CFC

* See search history printout included with this form or the SEARCH NOTES box below to determine the scope of the search.

SEARCH NOTES		
Search Notes	Date	Examiner
Discussed application with SPE Fenn Mathew	4/28/2015	CFC
Discussed application with SPE Fenn Mathew	2/1/2016	CFC
Discussed application with SPE Fenn Mathew	12/20/2016	CFC
Inventor name search performed	7/10/217	CFC
Discussed application with SPE Fenn Mathew	7/10/2017	CFC
EAST search updated and attached	7/10/2017	CFC
EAST search updated and attached	12/10/2017	CFC
Discussed application with SPE Fenn MAthew	7/1/2018	CFC

INTERFERENCE SEARCH			
US Class/ CPC Symbol	US Subclass / CPC Group	Date	Examiner

Nanobebe US Inc., Ex. 1002, Page 289
Nanobebe US Inc. v. Mayborn (UK) Limited et al.

EAST Search History

EAST Search History (Prior Art)

Ref #	Hits	Search Query	DBs	Default Operator	Plurals	Time Stamp
S1	2496	(215/11.1,11.5).CCLS.	US-PGPUB; USPAT; USOCR; FPRS; EPO; JPO; DERWENT; IBM_TDB	OR	OFF	2014/08/04 16:40
S2	13	"3097757"	USPAT	OR	OFF	2014/08/04 16:40
S3	2808	(220/714,502,505,524,251,717,703).CCLS.	US-PGPUB; USPAT; USOCR; FPRS; EPO; JPO; DERWENT; IBM_TDB	OR	OFF	2014/08/04 17:10
S4	2	("20080210655").PN.	US-PGPUB; USPAT; USOCR; FPRS; EPO; JPO; DERWENT; IBM_TDB	OR	OFF	2014/08/04 17:14
S5	5	("2008/0210655").URPN.	USPAT	OR	OFF	2014/08/04 17:15
S7	12	"6959827"	USPAT	OR	OFF	2015/04/26 14:01
S8	0	"20030089676"	USPAT	OR	OFF	2015/04/26 14:03
S9	5	"20030089676"	US-PGPUB; USPAT; USOCR; FPRS; EPO; JPO; DERWENT; IBM_TDB	OR	OFF	2015/04/26 14:03
S10	3	"13364557"	US-PGPUB; USPAT; USOCR; FPRS; EPO; JPO; DERWENT; IBM_TDB	OR	OFF	2015/04/26 14:34
S11	13	"6959827"	US-PGPUB; USPAT; USOCR; FPRS; EPO; JPO; DERWENT; IBM_TDB	OR	OFF	2015/04/30 17:12

Nanobebe US Inc., Ex. 1002, Page 290
Nanobebe US Inc. v. Mayborn (UK) Limited et al.

S12	3	"13364557"	US-PGPUB; USPAT; USOCR; FPRS; EPO; JPO; DERWENT; IBM_TDB	OR	OFF	2015/04/30 22:00
S13	3	"20130200031"	US-PGPUB; USPAT; USOCR; FPRS; EPO; JPO; DERWENT; IBM_TDB	OR	OFF	2015/04/30 22:01
S14	3	"20130200031"	US-PGPUB; USPAT; USOCR; FPRS; EPO; JPO; DERWENT; IBM_TDB	OR	OFF	2015/04/30 22:02
S15	0	("2013/0200031").URPN.	USPAT	OR	OFF	2015/04/30 22:02
S16	1237	A61J9/04.CPC.	US-PGPUB; USPAT; USOCR; FPRS; EPO; JPO; DERWENT; IBM_TDB	OR	OFF	2015/05/03 20:22
S17	10	("2003/0089676").URPN.	USPAT	OR	OFF	2017/07/12 18:43
S18	150	("0589212" | "0605161" | "0633343" | "1146639" | "1280942" | "1545436" | "1588846" | "1590152" | "1632854" | "1656157" | "1672466" | "1672734" | "1859733" | "1913627" | "1989060" | "20030032984" | "20030089676" | "20030093120" | "20030093121" | "20040026351" | "20040045922" | "20040124168" | "20040245203" | "20050258123" | "2005437" | "20060011571" | "2060212" | "2321236" | "2366214" | "2638094" | "2655920" | "2736446" | "2825479" | "2889829" | "3022915" | "3070249" | "3082770" | "3126116" | "3139064" | "3190288" | "3193125" | "3424157" | "3530979" | "3593870" | "3645413" | "3650270" | "3661288" | "3777753" | "3779413" | "3787993" | "3790016" | "3790017" | "3858741" | "3946888" | "4006836" | "4195638" | "4238040" | "4311245" | "4505398" | "4586621" | "4619271" | "4623069" | "4676386" | "4688571" | "4700856" | "4759139" | "4815615" | "4832214" | "4834099" | "4941573" | "4993568" | "5004473" | "5013321" | "5035340" | "5069351" | "5072842" | "5101991" | "5114374" | "5117994" | "5207338" | "5322031" | "5474028" | "5499729" | "5535899" | "5542922" |	US-PGPUB; USPAT; USOCR	OR	OFF	2017/07/12 18:45

Nanobebe US Inc., Ex. 1002, Page 291
Nanobebe US Inc. v. Mayborn (UK) Limited et al.

		"5544766" | "5553726" | "5598809" | "5673806" | "5688238" | "5690679" | "6003698" | "6032810" | "6161710" | "6241110" | "6253935" | "6270519" | "6343704" | "6588613" | "6675981" | "6736830" | "6745912" | "6818162" | "6871751" | "6968964" | "D273515" | "D330938" | "D371848" | "D417735").PN. OR ("7712617").URPN.				
S19	8	"10696910"	US-PGPUB; USPAT; USOCR; FPRS; EPO; JPO; DERWENT; IBM_TDB	OR	OFF	2017/07/12 18:46
S20	150	("0589212" | "0605161" | "0633343" | "1146639" | "1280942" | "1545436" | "1588846" | "1590152" | "1632854" | "1656157" | "1672466" | "1672734" | "1859733" | "1913627" | "1989060" | "20030032984" | "20030089676" | "20030093120" | "20030093121" | "20040026351" | "20040045922" | "20040124168" | "20040245203" | "20050258123" | "2005437" | "20060011571" | "2060212" | "2321236" | "2366214" | "2638094" | "2655920" | "2736446" | "2825479" | "2889829" | "3022915" | "3070249" | "3082770" | "3126116" | "3139064" | "3190288" | "3193125" | "3424157" | "3530979" | "3593870" | "3645413" | "3650270" | "3661288" | "3777753" | "3779413" | "3787993" | "3790016" | "3790017" | "3858741" | "3946888" | "4006836" | "4195638" | "4238040" | "4311245" | "4505398" | "4586621" | "4619271" | "4623069" | "4676386" | "4688571" | "4700856" | "4759139" | "4815615" | "4832214" | "4834099" | "4941573" | "4993568" | "5004473" | "5013321" | "5035340" | "5069351" | "5072842" | "5101991" | "5114374" | "5117994" | "5207338" | "5322031" | "5474028" | "5499729" | "5535899" | "5542922" | "5544766" | "5553726" | "5598809" | "5673806" | "5688238" | "5690679" | "6003698" | "6032810" | "6161710" | "6241110" | "6253935" | "6270519" | "6343704" | "6588613" | "6675981" | "6736830" | "6745912" | "6818162" | "6871751" | "6968964" | "D273515" | "D330938" | "D371848" | "D417735").PN. OR ("7712617").URPN.	US-PGPUB; USPAT; USOCR	OR	OFF	2017/07/12 18:47
S21	8	"10696910"	US-PGPUB; USPAT; USOCR; FPRS; EPO; JPO; DERWENT; IBM_TDB	OR	OFF	2017/07/12 18:48
S22	3	"20040124168"	US-PGPUB;	OR	OFF	2017/07/12

Nanobebe US Inc., Ex. 1002, Page 292
Nanobebe US Inc. v. Mayborn (UK) Limited et al.

			USPAT; USOCR; FPRS; EPO; JPO; DERWENT; IBM_TDB			18:48
S23	36	"4591606"	US-PGPUB; USPAT; USOCR; FPRS; EPO; JPO; DERWENT; IBM_TDB	OR	OFF	2017/07/12 20:48
S24	49	domed with nipple	USPAT	OR	OFF	2017/07/17 16:16
S25	151	domed with nipple	US-PGPUB; USPAT; USOCR; FPRS; EPO; JPO; DERWENT; IBM_TDB	OR	OFF	2017/07/17 16:16
S26	62	S25 and valve	US-PGPUB; USPAT; USOCR; FPRS; EPO; JPO; DERWENT; IBM_TDB	OR	OFF	2017/07/17 16:17
S27	49	domed with teat	US-PGPUB; USPAT; USOCR; FPRS; EPO; JPO; DERWENT; IBM_TDB	OR	OFF	2017/07/17 16:21
S28	15	S27 and valve	US-PGPUB; USPAT; USOCR; FPRS; EPO; JPO; DERWENT; IBM_TDB	OR	OFF	2017/07/17 16:21
S29	15	S27 and valve	US-PGPUB; USPAT; USOCR; FPRS; EPO; JPO; DERWENT; IBM_TDB	OR	OFF	2017/07/17 16:21
S30	3	"20040124168"	US-PGPUB; USPAT; USOCR; FPRS; EPO; JPO; DERWENT; IBM_TDB	OR	OFF	2017/07/17 16:30
S31	2339	nipple with valve same vent	US-PGPUB; USPAT; USOCR; FPRS;	OR	OFF	2017/07/17 16:43

Nanobebe US Inc., Ex. 1002, Page 293
Nanobebe US Inc. v. Mayborn (UK) Limited et al.

			EPO; JPO; DERWENT; IBM_TDB			
S32	88	nipple with valve same vent same dome$6	US-PGPUB; USPAT; USOCR; FPRS; EPO; JPO; DERWENT; IBM_TDB	OR	OFF	2017/07/17 16:43
S33	18	(("COTTON") near3 ("Tom")).INV.	US-PGPUB; USPAT; USOCR	OR	OFF	2017/07/17 18:22
S34	146	(("ARMSTRONG") near3 ("Mark")).INV.	US-PGPUB; USPAT; USOCR	OR	OFF	2017/07/17 18:28
S35	4	"14551783"	US-PGPUB; USPAT; USOCR; FPRS; EPO; JPO; DERWENT; IBM_TDB	OR	OFF	2017/12/15 21:02
S36	4	"14551783"	US-PGPUB; USPAT; USOCR; FPRS; EPO; JPO; DERWENT; IBM_TDB	OR	OFF	2017/12/15 21:02
S37	2	"8991627"	US-PGPUB; USPAT; USOCR; FPRS; EPO; JPO; DERWENT; IBM_TDB	OR	OFF	2017/12/15 21:31
S38	31	("1319297" | "1401958" | "1683246" | "20040035815" | "2133411" | "2186879" | "2372281" | "2495548" | "2584359" | "2665826" | "2901152" | "3220588" | "3661288" | "3924620" | "4204328" | "5478325" | "5578004" | "6126679" | "6176380" | "6286697").PN. OR ("8991627").URPN.	US-PGPUB; USPAT; USOCR	OR	OFF	2017/12/15 21:32
S39	9	("1683246").URPN.	USPAT	OR	OFF	2017/12/15 21:34
S40	70	("0556859" | "1146639" | "1573519" | "1683246" | "1733184" | "1759568" | "2105170" | "2174361" | "2269223" | "2366214" | "2388915" | "2588069" | "2616581" | "2699169" | "2709434" | "2864520" | "2989961" | "2996207" | "3077279" | "3130725" | "3232466" | "3777753").PN. OR ("4505398").URPN.	US-PGPUB; USPAT; USOCR	OR	OFF	2017/12/15 21:35
S41	26	("0605161" | "1146639" | "1573519" | "20040220618" | "20060011572" | "20070068890" | "20070272645" | "20080210655" | "20120074090" | "2517457" | "2588069" | "2956702" |	US-PGPUB; USPAT; USOCR	OR	OFF	2017/12/15 21:36

Nanobebe US Inc., Ex. 1002, Page 294
Nanobebe US Inc. v. Mayborn (UK) Limited et al.

		"4505398" | "5114374" | "5544766" | "5553726" | "6032810" | "6645228" | "6745912" | "8181800").PN. OR ("9561157").URPN.				
S42	2	("1573519").URPN.	USPAT	OR	OFF	2017/12/15 21:39
S43	18	("1146639").URPN.	USPAT	OR	OFF	2017/12/15 21:42
S44	23	WO2004002276A1 JP6010604B2 GB2541883A JP5612569B2 WO2017037425A1 JP5950972B2 KR20140009425A JP5346280B2 JP2015013193A EP2253300B1 JP5629082B2 JP5629083B2 KR20090010114A US8579131 KR20150131408A KR20110020247A KR101644420B1 US8087523 US8991627 EP1558197B1 US20170079889 US20040124168 US20100140204 KR101630187B1 CA2629328C AU2013243228A1 AU2009200949A1	US-PGPUB; USPAT; USOCR; FPRS; EPO; JPO; DERWENT; IBM_TDB	OR	OFF	2017/12/15 21:48
S45	25	WO2004002276A1 JP6010604B2 GB2541883A JP5612569B2 WO2017037425A1 JP5950972B2 KR20140009425A JP5346280B2 JP2015013193A EP2253300B1 JP5629082B2 JP5629083B2 KR20090010114A US8579131 KR20150131408A KR20110020247A KR101644420B1 US8087523 US8991627 EP1558197B1 US20170079889 US20040124168 US20100140204 KR101630187B1 CA2629328C AU2013243228A1 AU2009200949A1 AU2006312999B2	US-PGPUB; USPAT; USOCR; FPRS; EPO; JPO; DERWENT; IBM_TDB	OR	OFF	2017/12/15 21:53
S46	18	("1146639").URPN.	USPAT	OR	OFF	2017/12/21 18:38
S47	70	("0556859" | "1146639" | "1573519" | "1683246" | "1733184" | "1759568" | "2105170" | "2174361" | "2269223" | "2366214" | "2388915" | "2588069" | "2616581" | "2699169" | "2709434" | "2864520" | "2989961" | "2996207" | "3077279" | "3130725" | "3232466" | "3777753").PN. OR ("4505398").URPN.	US-PGPUB; USPAT; USOCR	OR	OFF	2017/12/21 18:40
S48	23	("1146639" | "20040188373" | "20050252875" | "20070102388" | "20070131637" | "20090200257" | "20100163508" | "20120175335" | "20120265245" | "20140124469" | "2174361" | "2616581" | "3593870" | "3722728" | "4505398" | "4993568" | "5101992" | "6883672" | "8640897" | "8708174").PN. OR ("9750664").URPN.	US-PGPUB; USPAT; USOCR	OR	OFF	2017/12/21 18:41
S49	8	("2014/0124469").URPN.	USPAT	OR	OFF	2017/12/21 18:43
S50	16	("20070102388" | "20110155684" | "20120265245" | "20130220962" | "20130327737" | "20140124469" | "2736446" | "3292809" | "5101991" | "5284261" | "5784999" | "6994225" |	US-PGPUB; USPAT; USOCR	OR	OFF	2017/12/21 18:43

Nanobebe US Inc., Ex. 1002, Page 295
Nanobebe US Inc. v. Mayborn (UK) Limited et al.

		"8579132" | "8733565").PN. OR ("9486392").URPN.				
S51	4	("2012/0265245").URPN.	USPAT	OR	OFF	2017/12/21 18:45
S52	20	("2007/0102388").URPN.	USPAT	OR	OFF	2017/12/21 18:45
S53	59	("0697304" | "0732630" | "0805641" | "1002426" | "1146639" | "1297207" | "1510571" | "1902433" | "20070102388" | "20070131637" | "2163330" | "2513896" | "2616581" | "2630932" | "2688326" | "2699778" | "3113569" | "3211316" | "3292809" | "3593870" | "4993568" | "5101991" | "5129532" | "5474028" | "5544766" | "5769285" | "5784999" | "5797505" | "6003698" | "6616000" | "6645228" | "6884229" | "6994225" | "7004339" | "7036975" | "7122045" | "7185775" | "7326234" | "RE11086").PN. OR ("8117990").URPN.	US-PGPUB; USPAT; USOCR	OR	OFF	2017/12/21 18:47
S54	12	("2007/0131637").URPN.	USPAT	OR	OFF	2017/12/21 18:47
S55	6	("805641").URPN.	USPAT	OR	OFF	2017/12/21 19:09
S56	10	("1510571").URPN.	USPAT	OR	OFF	2017/12/22 06:52
S57	36	("0380835" | "1510571" | "2093730" | "2365585" | "2744646" | "2906088" | "4993568").PN. OR ("5678710").URPN.	US-PGPUB; USPAT; USOCR	OR	OFF	2017/12/22 06:54
S58	11	("380835").URPN.	USPAT	OR	OFF	2017/12/22 07:02
S59	34	("1902433" | "2223179" | "2513896" | "2688326" | "4993568" | "5474028").PN. OR ("5797505").URPN.	US-PGPUB; USPAT; USOCR	OR	OFF	2017/12/22 07:13
S60	3	"20140217053"	US-PGPUB; USPAT; USOCR; FPRS; EPO; JPO; DERWENT; IBM_TDB	OR	OFF	2017/12/22 08:03
S61	0	A61J11/06.CPC.	US-PGPUB; USPAT; USOCR; FPRS; EPO; JPO; DERWENT; IBM_TDB	OR	OFF	2017/12/22 09:38
S62	1442	A61J9/04.CPC.	US-PGPUB; USPAT; USOCR; FPRS; EPO; JPO; DERWENT; IBM_TDB	OR	OFF	2017/12/22 09:38

7/9/2018 11:17:55 AM
C:\Users\ccollado\Documents\EAST\Workspaces\13364557.wsp

Nanobebe US Inc., Ex. 1002, Page 296
Nanobebe US Inc. v. Mayborn (UK) Limited et al.

Nanobebe US Inc., Ex. 1002, Page 297
Nanobebe US Inc. v. Mayborn (UK) Limited et al.

PTO/SB/08a (02-18)
Approved for use through 11/30/2020. OMB 0651-0031
U.S. Patent and Trademark Office; U.S. DEPARTMENT OF COMMERCE
Under the Paperwork Reduction Act of 1995, no persons are required to respond to a collection of information unless it contains a valid OMB control number.

INFORMATION DISCLOSURE STATEMENT BY APPLICANT

(Not for submission under 37 CFR 1.99)

Application Number	14551783
Filing Date	2014-11-24
First Named Inventor	Arnold Rees, et al.
Art Unit	3781
Examiner Name	Collado, Cynthia Francisca
Attorney Docket Number	JM-4.2

U.S.PATENTS Remove

Examiner Initial*	Cite No	Patent Number	Kind Code[1]	Issue Date	Name of Patentee or Applicant of cited Document	Pages,Columns,Lines where Relevant Passages or Relevant Figures Appear
	1	2588069		1952-03-04	A.M. Allen	

If you wish to add additional U.S. Patent citation information please click the Add button. Add

U.S.PATENT APPLICATION PUBLICATIONS Remove

Examiner Initial*	Cite No	Publication Number	Kind Code[1]	Publication Date	Name of Patentee or Applicant of cited Document	Pages,Columns,Lines where Relevant Passages or Relevant Figures Appear
	1	20030093120		2003-05-15	Renz	

If you wish to add additional U.S. Published Application citation information please click the Add button. Add

FOREIGN PATENT DOCUMENTS Remove

Examiner Initial*	Cite No	Foreign Document Number[3]	Country Code[2] i	Kind Code[4]	Publication Date	Name of Patentee or Applicant of cited Document	Pages,Columns,Lines where Relevant Passages or Relevant Figures Appear	T[5]
	1							

If you wish to add additional Foreign Patent Document citation information please click the Add button Add

NON-PATENT LITERATURE DOCUMENTS Remove

Examiner Initials*	Cite No	Include name of the author (in CAPITAL LETTERS), title of the article (when appropriate), title of the item (book, magazine, journal, serial, symposium, catalog, etc), date, pages(s), volume-issue number(s), publisher, city and/or country where published.	T[5]

Nanobebe US Inc., Ex. 1002, Page 298
Nanobebe US Inc. v. Mayborn (UK) Limited et al.

INFORMATION DISCLOSURE STATEMENT BY APPLICANT (Not for submission under 37 CFR 1.99)		
	Application Number	14551783
	Filing Date	2014-11-24
	First Named Inventor	Arnold Rees, et al.
	Art Unit	3781
	Examiner Name	Collado, Cynthia Francisca
	Attorney Docket Number	JM-4.2

	1	IP India Examination Report for 5762/DELNP/2011 which is a foreign counterpart application for U.S. Application 14/551783; dated February 3, 2018; 4 pages.	

If you wish to add additional non-patent literature document citation information please click the Add button Add

EXAMINER SIGNATURE

Examiner Signature		Date Considered	

*EXAMINER: Initial if reference considered, whether or not citation is in conformance with MPEP 609. Draw line through a citation if not in conformance and not considered. Include copy of this form with next communication to applicant.

[1] See Kind Codes of USPTO Patent Documents at www.USPTO.GOV or MPEP 901.04. [2] Enter office that issued the document, by the two-letter code (WIPO Standard ST.3). [3] For Japanese patent documents, the indication of the year of the reign of the Emperor must precede the serial number of the patent document. [4] Kind of document by the appropriate symbols as indicated on the document under WIPO Standard ST.16 if possible. [5] Applicant is to place a check mark here if English language translation is attached.

Nanobebe US Inc., Ex. 1002, Page 299
Nanobebe US Inc. v. Mayborn (UK) Limited et al.

INFORMATION DISCLOSURE STATEMENT BY APPLICANT

(Not for submission under 37 CFR 1.99)

Application Number	14551783
Filing Date	2014-11-24
First Named Inventor	Arnold Rees, et al.
Art Unit	3781
Examiner Name	Collado, Cynthia Francisca
Attorney Docket Number	JM-4.2

CERTIFICATION STATEMENT

Please see 37 CFR 1.97 and 1.98 to make the appropriate selection(s):

That each item of information contained in the information disclosure statement was first cited in any communication from a foreign patent office in a counterpart foreign application not more than three months prior to the filing of the information disclosure statement. See 37 CFR 1.97(e)(1).

OR

☐ That no item of information contained in the information disclosure statement was cited in a communication from a foreign patent office in a counterpart foreign application, and, to the knowledge of the person signing the certification after making reasonable inquiry, no item of information contained in the information disclosure statement was known to any individual designated in 37 CFR 1.56(c) more than three months prior to the filing of the information disclosure statement. See 37 CFR 1.97(e)(2).

See attached certification statement.

The fee set forth in 37 CFR 1.17 (p) has been submitted herewith.

☒ A certification statement is not submitted herewith.

SIGNATURE

A signature of the applicant or representative is required in accordance with CFR 1.33, 10.18. Please see CFR 1.4(d) for the form of the signature.

Signature	/Arne M. Olson/	Date (YYYY-MM-DD)	2018-04-20
Name/Print	Arne M. Olson	Registration Number	30,203

This collection of information is required by 37 CFR 1.97 and 1.98. The information is required to obtain or retain a benefit by the public which is to file (and by the USPTO to process) an application. Confidentiality is governed by 35 U.S.C. 122 and 37 CFR 1.14. This collection is estimated to take 1 hour to complete, including gathering, preparing and submitting the completed application form to the USPTO. Time will vary depending upon the individual case. Any comments on the amount of time you require to complete this form and/or suggestions for reducing this burden, should be sent to the Chief Information Officer, U.S. Patent and Trademark Office, U.S. Department of Commerce, P.O. Box 1450, Alexandria, VA 22313-1450. DO NOT SEND FEES OR COMPLETED FORMS TO THIS ADDRESS. **SEND TO: Commissioner for Patents, P.O. Box 1450, Alexandria, VA 22313-1450.**

Nanobebe US Inc., Ex. 1002, Page 300
Nanobebe US Inc. v. Mayborn (UK) Limited et al.

Privacy Act Statement

The Privacy Act of 1974 (P.L. 93-579) requires that you be given certain information in connection with your submission of the attached form related to a patent application or patent. Accordingly, pursuant to the requirements of the Act, please be advised that: (1) the general authority for the collection of this information is 35 U.S.C. 2(b)(2); (2) furnishing of the information solicited is voluntary; and (3) the principal purpose for which the information is used by the U.S. Patent and Trademark Office is to process and/or examine your submission related to a patent application or patent. If you do not furnish the requested information, the U.S. Patent and Trademark Office may not be able to process and/or examine your submission, which may result in termination of proceedings or abandonment of the application or expiration of the patent.

The information provided by you in this form will be subject to the following routine uses:

1. The information on this form will be treated confidentially to the extent allowed under the Freedom of Information Act (5 U.S.C. 552) and the Privacy Act (5 U.S.C. 552a). Records from this system of records may be disclosed to the Department of Justice to determine whether the Freedom of Information Act requires disclosure of these record s.

2. A record from this system of records may be disclosed, as a routine use, in the course of presenting evidence to a court, magistrate, or administrative tribunal, including disclosures to opposing counsel in the course of settlement negotiations.

3. A record in this system of records may be disclosed, as a routine use, to a Member of Congress submitting a request involving an individual, to whom the record pertains, when the individual has requested assistance from the Member with respect to the subject matter of the record.

4. A record in this system of records may be disclosed, as a routine use, to a contractor of the Agency having need for the information in order to perform a contract. Recipients of information shall be required to comply with the requirements of the Privacy Act of 1974, as amended, pursuant to 5 U.S.C. 552a(m).

5. A record related to an International Application filed under the Patent Cooperation Treaty in this system of records may be disclosed, as a routine use, to the International Bureau of the World Intellectual Property Organization, pursuant to the Patent Cooperation Treaty.

6. A record in this system of records may be disclosed, as a routine use, to another federal agency for purposes of National Security review (35 U.S.C. 181) and for review pursuant to the Atomic Energy Act (42 U.S.C. 218(c)).

7. A record from this system of records may be disclosed, as a routine use, to the Administrator, General Services, or his/her designee, during an inspection of records conducted by GSA as part of that agency's responsibility to recommend improvements in records management practices and programs, under authority of 44 U.S.C. 2904 and 2906. Such disclosure shall be made in accordance with the GSA regulations governing inspection of records for this purpose, and any other relevant (i.e., GSA or Commerce) directive. Such disclosure shall not be used to make determinations about individuals.

8. A record from this system of records may be disclosed, as a routine use, to the public after either publication of the application pursuant to 35 U.S.C. 122(b) or issuance of a patent pursuant to 35 U.S.C. 151. Further, a record may be disclosed, subject to the limitations of 37 CFR 1.14, as a routine use, to the public if the record was filed in an application which became abandoned or in which the proceedings were terminated and which application is referenced by either a published application, an application open to public inspections or an issued patent.

9. A record from this system of records may be disclosed, as a routine use, to a Federal, State, or local law enforcement agency, if the USPTO becomes aware of a violation or potential violation of law or regulation.

Nanobebe US Inc., Ex. 1002, Page 301
Nanobebe US Inc. v. Mayborn (UK) Limited et al.

Electronic Acknowledgement Receipt

EFS ID:	32397734
Application Number:	14551783
International Application Number:	
Confirmation Number:	6509
Title of Invention:	Baby Bottle With Flexible Nipple Regions
First Named Inventor/Applicant Name:	Arnold Rees
Customer Number:	2387
Filer:	Brian Raymond Michalek/Jill Jewett
Filer Authorized By:	Brian Raymond Michalek
Attorney Docket Number:	JM-4.2
Receipt Date:	20-APR-2018
Filing Date:	24-NOV-2014
Time Stamp:	13:33:28
Application Type:	Utility under 35 USC 111(a)

Payment information:

Submitted with Payment	no

File Listing:

Document Number	Document Description	File Name	File Size(Bytes)/ Message Digest	Multi Part /.zip	Pages (if appl.)
1	Transmittal Letter	JM-4-2-IDSTrans.pdf	86460 a833e9ab636cd17c9e172d00214be018423 34f0f	no	2

Warnings:

Information:					
2	Information Disclosure Statement (IDS) Form (SB08)	JM-4-2-IDS2.pdf	1034422 7caf696f725c54bd64f1232de5143178fbdebf20	no	4
Warnings:					
Information:					
3	Non Patent Literature	FirstExamreport-IN.pdf	297768 13fc5c8bb26af8162d9248133f33fbc44b5cea62	no	4
Warnings:					
Information:					
			Total Files Size (in bytes):	1418650	

This Acknowledgement Receipt evidences receipt on the noted date by the USPTO of the indicated documents, characterized by the applicant, and including page counts, where applicable. It serves as evidence of receipt similar to a Post Card, as described in MPEP 503.

New Applications Under 35 U.S.C. 111

If a new application is being filed and the application includes the necessary components for a filing date (see 37 CFR 1.53(b)-(d) and MPEP 506), a Filing Receipt (37 CFR 1.54) will be issued in due course and the date shown on this Acknowledgement Receipt will establish the filing date of the application.

National Stage of an International Application under 35 U.S.C. 371

If a timely submission to enter the national stage of an international application is compliant with the conditions of 35 U.S.C. 371 and other applicable requirements a Form PCT/DO/EO/903 indicating acceptance of the application as a national stage submission under 35 U.S.C. 371 will be issued in addition to the Filing Receipt, in due course.

New International Application Filed with the USPTO as a Receiving Office

If a new international application is being filed and the international application includes the necessary components for an international filing date (see PCT Article 11 and MPEP 1810), a Notification of the International Application Number and of the International Filing Date (Form PCT/RO/105) will be issued in due course, subject to prescriptions concerning national security, and the date shown on this Acknowledgement Receipt will establish the international filing date of the application.

IN THE UNITED STATES PATENT AND TRADEMARK OFFICE

Inventor: Arnold Rees, et al.	)	Conf. No. 6509
Title: Baby Bottle With Flexible Nipple Regions	)	Art Unit: 3781
Serial No.: 14/551,783	)	Docket No.: JM-4.2
Date Filed: November 24, 2014	)	Examiner: Collado, Cynthia Francisca

Mail Stop Amendment/IDS
Commissioner for Patents
P.O. Box 1450
Alexandria, Virginia 22313-1450

Certificate of EFS-Web Transmission
I hereby certify that this correspondence and any document referred to therein is being transmitted via the U.S. Patent and Trademark Office electronic filing system (EFS-Web) to the USPTO on April 20, 2018.
Printed name of person signing this certificate: Arne M. Olson
Signature: /Arne M. Olson/

TRANSMITTAL OF
INFORMATION DISCLOSURE STATEMENT

Sir:

Pursuant to 37 C.F.R. §1.56, §1.97 and §1.98, document(s) that may be material to the examination of this application are listed on the attached PTO Form SB/08a. No inference should be drawn that the attached list represents a comprehensive investigation, or that any disclosure in the listed document(s) is equivalent to the subject invention. Copies of the foreign and non-patent literature are attached for your review.

The cited document(s) disclose numerous features. However, there has been no attempt to enumerate each and every feature disclosed by each document. The Examiner is requested to review the document and to determine the extent of the materiality of the document disclosure, if any, with respect to the present invention.

The discussion of any art and the citation of any document herein is not to be construed as an admission that the art or document disclosure is necessarily within the invention field of endeavor, that the art or document disclosure is necessarily prior in time to a particular date which may be relevant to the instant patent application, and/or that the art or document disclosure is otherwise necessarily prior art as defined by the patent law with respect to the instant invention and application.

Also, applicant reserves the right to later set forth how the claimed invention is distinguished over the disclosure of any document or other art, including the documents recited herein, and any document that may be cited by the Examiner in rejecting a claim in the present patent application.

The recitation herein of the art and documents is not to be construed as an assertion that more pertinent art could not possibly be in existence.

Each item of information contained in the information disclosure statement was first cited in a communication from a foreign patent office in a counterpart foreign application not more than three months prior to the filing of the information disclosure statement.

We believe no fee is due at this time.

Date: April 20, 2018

Respectfully submitted,

By: /Arne M. Olson/
Arne M. Olson
Registration No. 30,203

OLSON & CEPURITIS, LTD.
20 North Wacker Drive
36th floor
Chicago, Illinois 60606
Telephone: (312) 580-1180
Facsimile: (312) 580-1189
e-mail: aolson@olsonip.com

Nanobebe US Inc., Ex. 1002, Page 305
Nanobebe US Inc. v. Mayborn (UK) Limited et al.

IN THE UNITED STATES PATENT AND TRADEMARK OFFICE

Inventors:	Rees et al.	)	Confirmation No.: 6509
		)	
Serial No.:	14/551,783	)	Group Art Unit: 3643
		)	
Filed:	November 24, 2014	)	Examiner: Cynthia F. Collado
		)	
For:	BABY BOTTLE WITH FLEXIBLE NIPPLE REGIONS	)	Attorney Docket No.: JM-4.2

AMENDMENT AND RESPONSE TO OFFICE ACTION

MAIL AMENDMENT
Commissioner for Patents
P.O. Box 1450
Alexandria, VA 22313-1450

This communication is submitted in response to the Office Action mailed January 8, 2018 in the above-identified application.

Amendments to the Claims begin on page 2 of this document.

Remarks begin on page 6 of this document.

Applicant believes that no fees are due. Please credit any overpayment of the amount due or debit any underpayment thereof, to Deposit Account 15-0508.

AMENDMENTS TO THE CLAIMS

1. (Canceled).

2. (Previously presented) The feeding bottle of claim 18 wherein the vessel has two indentations.

3. (Previously presented) The feeding bottle of claim 18 wherein the flange forms an elastomer sealing ring sealing against the top of the vessel.

4. (Previously presented) The feeding bottle of claim 18 wherein the open top of the vessel comprises a vessel neck.

5. (Previously presented) The feeding bottle of claim 18 wherein the open top of the vessel comprises an outwardly threaded vessel neck.

6. (Previously presented) The feeding bottle of claim 18 wherein the internally threaded cylindrical portion of the collar is sized to mate with the open top of the vessel.

7. (Previously presented) The feeding bottle of claim 18 wherein the collar comprises polypropylene.

8. (Previously presented) The feeding bottle of claim 18 wherein the air valve is a one-way air-inlet valve.

9. (Canceled).

10. (Canceled).

11. (Canceled).

12. (Canceled).

13. (Canceled).

14. (Previously presented) The feeding bottle of claim 18 wherein an outer surface of the teat portion has a first texture and an outer surface of the areola portion has a second texture.

15. (Previously presented) The feeding bottle of claim 18 wherein an inner surface of the areola portion has at least one groove extending circumferentially.

16. (Previously presented) The feeding bottle of claim 18 wherein the teat walls decrease in thickness from the base portion through to the teat portion.

17. (Previously presented) The feeding bottle of claim 18 wherein the air valve is located below a top edge of the collar.

18. (Currently amended) A feeding bottle comprising:

a) a vessel having:

an open top with a first diameter,

a body with a second diameter,

the body being connected with the open top, and the first diameter of the open top being less than the second diameter of the body;

b) a collar having:

an internally threaded cylindrical portion,

a downwardly domed peripheral portion surrounding and extending from the cylindrical portion,

c) a nipple having:

a teat portion having a variable wall thickness including an aperture,

a base portion having a wall thickness in a domed configuration,

an areola portion between the teat portion and the base portion,

a cylindrical flange depending from the base portion,

at least one vent passage extending through the domed portion of the base portion with a length not to extend past the collar and spaced inwardly from the collar,

a valve portion in communication with the vent passage and projecting downwardly from the flange,

the flange being arranged to seal with the vessel;

d) the nipple being secured to the collar by sealingly capturing the inner edge of the collar between the base portion ~~(116)~~ and the flange ~~(141)~~; and,

e) the nipple being secured to the vessel by capturing the flange of the nipple between the collar and the open top of the vessel.

19. (New) A feeding bottle comprising:

a) a vessel having:

an open top with a first diameter,

a body with a second diameter,

the body being connected with the open top, and the first diameter of the open top being less than the second diameter of the body;

b) a collar having:

an internally threaded cylindrical portion,

a downwardly domed peripheral portion surrounding and extending from the cylindrical portion,

c) a nipple having:

a teat portion having a variable wall thickness including an aperture,

a base portion having a wall thickness in a domed configuration,

an areola portion between the teat portion and the base portion,

a cylindrical flange depending from the base portion,

at least one vent passage extending through the domed portion of the base portion and spaced inwardly from the collar,

a valve portion in communication with the vent passage and projecting downwardly from the flange,

the flange being arranged to seal with the vessel;

wherein an outer surface of the teat portion has a first texture and an outer surface of the areola portion has a second texture;

d) the nipple being secured to the collar by sealingly capturing the inner edge of the collar between the base portion and the flange; and,

e) the nipple being secured to the vessel by capturing the flange of the nipple between the collar and the open top of the vessel.

REMARKS

Status of the Application

Claims 1 and 9-13 were previously canceled.

Claims 2-8 and 14-19 are pending.

Claim 18 has been amended.

Claim 19 has been added. Claim 19 is previous claim 14 rewritten in independent claim form.

No new matter has been added.

Obviousness Rejection of Claims 2-8 and 14-18

In the present Office Action, claims 2-8 and 14-18 are rejected under 35 USC 103(a) as being unpatentable over Morano (U.S. Patent No. 6,959,827) in view of Ware (U.S. Patent No. 380,835) and further in view of Uehara (U.S. Pub. No. 2003/0089676).

A patent may not be granted where "the differences between the subject matter sought to be patented and the prior art are such that the subject matter as a whole would have been obvious at the time the invention was made to a person having ordinary skill in the art to which said subject matter pertains." *KSR Int'l Co. v. Teleflex Inc.*, 127 S.Ct. 1727, 1734 (2007); citing 35 U.S.C. §103. The question of obviousness is resolved on the basis of underlying factual determinations including: (1) the scope and content of the prior art. (2) any differences between the claimed subject matter and the prior art, and (3) the level of skill in the art. *Graham v. John Deere Co.*, 383 U.S. 1, 17-18, 148 USPQ 459, 467 (1966).

"Often, it will be necessary for a court to look to interrelated teachings of multiple patents; the effects of demands known to the design community or present in the marketplace; and the background knowledge possessed by a person having ordinary skill in the art, all in order to determine whether there was an apparent reason to combine the known elements in the fashion claimed by the patent at issue." *KSR*, 127 S.Ct. at 1740-41. "To facilitate review, this analysis should be made explicit." *Id.* "[R]ejections on obviousness grounds cannot be sustained by mere conclusory statements; instead, there must be some articulated reasoning with some rational underpinning to support the legal conc1usion of obviousness." *In re Kahn*, 441 F.3d 977, 988, 78 USPQ2d 1329, 1336 (Fed. Cir. 2006).

It is the Examiner's burden to establish prima facie obviousness. *See, In re Rijckaert*, 9 F.3d 1531, 1532 (Fed. Cir. 1993). First, the Examiner must demonstrate that the cited prior art includes "a suggestion of all the elements in a claim." *Ex parte Alexander*, 86 USPQ2d 1120, 1122 (Bd. Pat. App. & lnt. 2007); citing *CFMT, Inc. v. Yieldup lnt'l. Corp.*, 349 F.3d 1333, 1342 (Fed. Cir. 2003). Second, the Examiner must provide evidence that would demonstrate "a reason that would have prompted a person of ordinary skill in the relevant field to combine the elements in the way the claimed new invention does." *Id.* citing *KSR*, 127 S.Ct. at 1741.

The Office admits that Morano fails to show a vent passage extending through the base portion, a valve portion in communication with the vent passage and projecting downwardly from the flange. (Office Action, p. 3). The Office Action argues, however, that this limitation is taught by Ware. (Office Action, p. 4). Applicant respectfully disagrees.

Claim 18 has been further amended to limit the length of the vent passage, in particular that the length of the vent passage does not extend past the collar. In Ware, the vent passage extends past the collar and into the bottle. While Ware lacks any teaching as to the particular

length of the vent passage, due to its location in the narrow teat of Ware, the vent passage would need to extend past the collar to function as the intended air valve. Because claim 18, as amended, calls for the length of the vent passage to not extend past the collar, a feature not taught or suggested by the prior art relied upon in the Office Action, Applicant respectfully traverses this rejection and request that it is withdrawn.

As the rejection of independent claim 18 under 35 U.S.C. §103(a) should be withdrawn because the cited art does not teach all of the limitations of this claim, the Office should also withdraw its rejection of dependent claims 2-8 and 14-17.

Claim 14 and New Independent Claim 19

In the present Office Action, claim 14 is rejected under 35 U.S.C. §103(a) as being unpatentable over Morano (U.S. Patent No. 6,959,827) in view of Ware (U.S. Patent No. 380,835) and further in view of Uehara (U.S. Pub. No. 2003/0089676).

Claim 14 includes the limitation that "an outer surface of the teat portion has a first texture and an outer surface of the areola portion has a second texture." The Office argues that Figure 2 of Morano discloses a teat portion having a first texture (smooth) and an areola portion having a second texture (bumpy) because there are two lines on the alleged areola portion of mouth interface 68 of Morano. There is no evidence, however, that the shading lines shown on the mouth interface 68 of Morano results in the alleged areola portion and the teat portion being different textures. Morano only teaches that mouth interface 68 allows liquid to flow out of the container and directly contacts the juvenile's mouth. (Morano, col. 3, ll. 49-52). In fact, Morano is completely silent as to the texture of any part of the mouth interface. Thus, the Office fails to meet its burden of establishing a *prima facie* case of obviousness of claim 14 and the rejection

should be withdrawn.

Claim 19, is merely dependent claim 14, written in independent form and without the current amendment to claim 18. Similar to claim 14, however, independent claim 19 includes the limitation that "an outer surface of the teat portion has a first texture and an outer surface of the areola portion has a second texture. " Because the prior art does not teach this limitation, claim 19 is patentable.

Conclusion

In view of the foregoing, Applicants submit that amended claim 18 and its dependent claims 2-8 and 14-17 and independent claim 19 are in condition for allowance and request passage of this Application to issue.

Respectfully submitted,

Date: March 20, 2018

By /Arne M. Olson /
Arne M. Olson (Reg. No. 30,203)

OLSON & CEPURITIS, LTD.
20 North Wacker Drive, 36th Floor
Chicago, Illinois 60606
(312) 580-1180
Attorneys for Applicants

CERTIFICATE OF FILING

I hereby certify that this paper and attachments are being transmitted via the U.S. Patent and Trademark (USPTO) Electronic Filing System (EFS-Web) to the USPTO on March 20, 2018.

/Alissa A. Digman /
Alissa A. Digman (Reg. No. 54,932)

Electronic Acknowledgement Receipt

EFS ID:	32109524
Application Number:	14551783
International Application Number:	
Confirmation Number:	6509
Title of Invention:	Baby Bottle With Flexible Nipple Regions
First Named Inventor/Applicant Name:	Arnold Rees
Customer Number:	2387
Filer:	Alissa A. Digman/Jill Jewett
Filer Authorized By:	Alissa A. Digman
Attorney Docket Number:	JM-4.2
Receipt Date:	20-MAR-2018
Filing Date:	24-NOV-2014
Time Stamp:	17:15:48
Application Type:	Utility under 35 USC 111(a)

Payment information:

Submitted with Payment	no

File Listing:

Document Number	Document Description	File Name	File Size(Bytes)/ Message Digest	Multi Part /.zip	Pages (if appl.)
1		JM-4-2-Amd-1-8-18OA.pdf	123705 80da9144a64bbb7df0fef85c0a32cec9cb1bb5e7	yes	10

	Multipart Description/PDF files in .zip description		
	Document Description	**Start**	**End**
	Amendment Copy Claims/Response to Suggested Claims	1	1
	Claims	2	5
	Applicant Arguments/Remarks Made in an Amendment	6	10
Warnings:			
Information:			
	Total Files Size (in bytes):	123705	

This Acknowledgement Receipt evidences receipt on the noted date by the USPTO of the indicated documents, characterized by the applicant, and including page counts, where applicable. It serves as evidence of receipt similar to a Post Card, as described in MPEP 503.

New Applications Under 35 U.S.C. 111

If a new application is being filed and the application includes the necessary components for a filing date (see 37 CFR 1.53(b)-(d) and MPEP 506), a Filing Receipt (37 CFR 1.54) will be issued in due course and the date shown on this Acknowledgement Receipt will establish the filing date of the application.

National Stage of an International Application under 35 U.S.C. 371

If a timely submission to enter the national stage of an international application is compliant with the conditions of 35 U.S.C. 371 and other applicable requirements a Form PCT/DO/EO/903 indicating acceptance of the application as a national stage submission under 35 U.S.C. 371 will be issued in addition to the Filing Receipt, in due course.

New International Application Filed with the USPTO as a Receiving Office

If a new international application is being filed and the international application includes the necessary components for an international filing date (see PCT Article 11 and MPEP 1810), a Notification of the International Application Number and of the International Filing Date (Form PCT/RO/105) will be issued in due course, subject to prescriptions concerning national security, and the date shown on this Acknowledgement Receipt will establish the international filing date of the application.

PTO/SB/06 (09-11)
Approved for use through 1/31/2014. OMB 0651-0032
U.S. Patent and Trademark Office; U.S. DEPARTMENT OF COMMERCE
Under the Paperwork Reduction Act of 1995, no persons are required to respond to a collection of information unless it displays a valid OMB control number.

PATENT APPLICATION FEE DETERMINATION RECORD Substitute for Form PTO-875	Application or Docket Number 14/551,783	Filing Date 11/24/2014	☐ To be Mailed

ENTITY: ☒ LARGE ☐ SMALL ☐ MICRO

APPLICATION AS FILED – PART I

	(Column 1)	(Column 2)		
FOR	NUMBER FILED	NUMBER EXTRA	RATE ($)	FEE ($)
☐ BASIC FEE (37 CFR 1.16(a), (b), or (c))	N/A	N/A	N/A	
☐ SEARCH FEE (37 CFR 1.16(k), (i), or (m))	N/A	N/A	N/A	
☐ EXAMINATION FEE (37 CFR 1.16(o), (p), or (q))	N/A	N/A	N/A	
TOTAL CLAIMS (37 CFR 1.16(i))	minus 20 =	*	X $ =	
INDEPENDENT CLAIMS (37 CFR 1.16(h))	minus 3 =	*	X $ =	
☐ APPLICATION SIZE FEE (37 CFR 1.16(s))	If the specification and drawings exceed 100 sheets of paper, the application size fee due is $310 ($155 for small entity) for each additional 50 sheets or fraction thereof. See 35 U.S.C. 41(a)(1)(G) and 37 CFR 1.16(s).			
☐ MULTIPLE DEPENDENT CLAIM PRESENT (37 CFR 1.16(j))				
* If the difference in column 1 is less than zero, enter "0" in column 2.			TOTAL	

APPLICATION AS AMENDED – PART II

AMENDMENT	03/20/2018	(Column 1) CLAIMS REMAINING AFTER AMENDMENT		(Column 2) HIGHEST NUMBER PREVIOUSLY PAID FOR	(Column 3) PRESENT EXTRA	RATE ($)	ADDITIONAL FEE ($)
	Total (37 CFR 1.16(i))	* 13	Minus	** 20	= 0	X $100 =	0
	Independent (37 CFR 1.16(h))	* 2	Minus	***3	= 0	X $460 =	0
	☐ Application Size Fee (37 CFR 1.16(s))						
	☐ FIRST PRESENTATION OF MULTIPLE DEPENDENT CLAIM (37 CFR 1.16(j))						
						TOTAL ADD'L FEE	0

AMENDMENT		(Column 1) CLAIMS REMAINING AFTER AMENDMENT		(Column 2) HIGHEST NUMBER PREVIOUSLY PAID FOR	(Column 3) PRESENT EXTRA	RATE ($)	ADDITIONAL FEE ($)
	Total (37 CFR 1.16(i))	*	Minus	**	=	X $ =	
	Independent (37 CFR 1.16(h))	*	Minus	***	=	X $ =	
	☐ Application Size Fee (37 CFR 1.16(s))						
	☐ FIRST PRESENTATION OF MULTIPLE DEPENDENT CLAIM (37 CFR 1.16(j))						
						TOTAL ADD'L FEE	

* If the entry in column 1 is less than the entry in column 2, write "0" in column 3.
** If the "Highest Number Previously Paid For" IN THIS SPACE is less than 20, enter "20".
*** If the "Highest Number Previously Paid For" IN THIS SPACE is less than 3, enter "3".
The "Highest Number Previously Paid For" (Total or Independent) is the highest number found in the appropriate box in column 1.

LIE
YOLANDA CHADWICK

This collection of information is required by 37 CFR 1.16. The information is required to obtain or retain a benefit by the public which is to file (and by the USPTO to process) an application. Confidentiality is governed by 35 U.S.C. 122 and 37 CFR 1.14. This collection is estimated to take 12 minutes to complete, including gathering, preparing, and submitting the completed application form to the USPTO. Time will vary depending upon the individual case. Any comments on the amount of time you require to complete this form and/or suggestions for reducing this burden, should be sent to the Chief Information Officer, U.S. Patent and Trademark Office, U.S. Department of Commerce, P.O. Box 1450, Alexandria, VA 22313-1450. DO NOT SEND FEES OR COMPLETED FORMS TO THIS ADDRESS. **SEND TO: Commissioner for Patents, P.O. Box 1450, Alexandria, VA 22313-1450.**
If you need assistance in completing the form, call 1-800-PTO-9199 and select option 2.

UNITED STATES PATENT AND TRADEMARK OFFICE

UNITED STATES DEPARTMENT OF COMMERCE
United States Patent and Trademark Office
Address: COMMISSIONER FOR PATENTS
P.O. Box 1450
Alexandria, Virginia 22313-1450
www.uspto.gov

APPLICATION NO.	FILING DATE	FIRST NAMED INVENTOR	ATTORNEY DOCKET NO.	CONFIRMATION NO.
14/551,783	11/24/2014	Arnold Rees	JM-4.2	6509

2387 7590 01/08/2018

Olson & Cepuritis, LTD.
20 NORTH WACKER DRIVE
36TH FLOOR
CHICAGO, IL 60606

EXAMINER	
COLLADO, CYNTHIA FRANCISCA	

ART UNIT	PAPER NUMBER
3781	

MAIL DATE	DELIVERY MODE
01/08/2018	PAPER

Please find below and/or attached an Office communication concerning this application or proceeding.

The time period for reply, if any, is set in the attached communication.

Nanobebe US Inc., Ex. 1002, Page 319
Nanobebe US Inc. v. Mayborn (UK) Limited et al.

Office Action Summary	Application No. 14/551,783	Applicant(s) REES ET AL.	
	Examiner CYNTHIA COLLADO	Art Unit 3781	AIA (First Inventor to File) Status No

-- The MAILING DATE of this communication appears on the cover sheet with the correspondence address --

Period for Reply

A SHORTENED STATUTORY PERIOD FOR REPLY IS SET TO EXPIRE *3* MONTHS FROM THE MAILING DATE OF THIS COMMUNICATION.

- Extensions of time may be available under the provisions of 37 CFR 1.136(a). In no event, however, may a reply be timely filed after SIX (6) MONTHS from the mailing date of this communication.
- If NO period for reply is specified above, the maximum statutory period will apply and will expire SIX (6) MONTHS from the mailing date of this communication.
- Failure to reply within the set or extended period for reply will, by statute, cause the application to become ABANDONED (35 U.S.C. § 133). Any reply received by the Office later than three months after the mailing date of this communication, even if timely filed, may reduce any earned patent term adjustment. See 37 CFR 1.704(b).

Status

1)☒ Responsive to communication(s) filed on *9/22/2017*.

☐ A declaration(s)/affidavit(s) under **37 CFR 1.130(b)** was/were filed on _____.

2a)☐ This action is **FINAL**. 2b)☒ This action is non-final.

3)☐ An election was made by the applicant in response to a restriction requirement set forth during the interview on _____; the restriction requirement and election have been incorporated into this action.

4)☐ Since this application is in condition for allowance except for formal matters, prosecution as to the merits is closed in accordance with the practice under *Ex parte Quayle*, 1935 C.D. 11, 453 O.G. 213.

Disposition of Claims*

5)☒ Claim(s) *2-8 and 14-18* is/are pending in the application.

5a) Of the above claim(s) _____ is/are withdrawn from consideration.

6)☐ Claim(s) _____ is/are allowed.

7)☒ Claim(s) *2-8 and 14-18* is/are rejected.

8)☐ Claim(s) _____ is/are objected to.

9)☐ Claim(s) _____ are subject to restriction and/or election requirement.

* If any claims have been determined allowable, you may be eligible to benefit from the **Patent Prosecution Highway** program at a participating intellectual property office for the corresponding application. For more information, please see http://www.uspto.gov/patents/init_events/pph/index.jsp or send an inquiry to PPHfeedback@uspto.gov.

Application Papers

10)☐ The specification is objected to by the Examiner.

11)☒ The drawing(s) filed on *11/24/2014* is/are: a)☒ accepted or b)☐ objected to by the Examiner.

Applicant may not request that any objection to the drawing(s) be held in abeyance. See 37 CFR 1.85(a).

Replacement drawing sheet(s) including the correction is required if the drawing(s) is objected to. See 37 CFR 1.121(d).

Priority under 35 U.S.C. § 119

12)☐ Acknowledgment is made of a claim for foreign priority under 35 U.S.C. § 119(a)-(d) or (f).

Certified copies:

a)☐ All b)☐ Some** c)☐ None of the:

1.☐ Certified copies of the priority documents have been received.

2.☐ Certified copies of the priority documents have been received in Application No. _____.

3.☐ Copies of the certified copies of the priority documents have been received in this National Stage application from the International Bureau (PCT Rule 17.2(a)).

** See the attached detailed Office action for a list of the certified copies not received.

Attachment(s)

1) ☒ Notice of References Cited (PTO-892)

2) ☐ Information Disclosure Statement(s) (PTO/SB/08a and/or PTO/SB/08b) Paper No(s)/Mail Date _____.

3) ☐ Interview Summary (PTO-413) Paper No(s)/Mail Date. _____ .

4) ☐ Other: _____.

Nanobebe US Inc., Ex. 1002, Page 320
Nanobebe US Inc. v. Mayborn (UK) Limited et al.

The present application is being examined under the pre-AIA first to invent provisions.

DETAILED ACTION

A request for continued examination under 37 CFR 1.114, including the fee set forth in 37 CFR 1.17(e), was filed in this application after final rejection. Since this application is eligible for continued examination under 37 CFR 1.114, and the fee set forth in 37 CFR 1.17(e) has been timely paid, the finality of the previous Office action has been withdrawn pursuant to 37 CFR 1.114. Applicant's submission filed on 4/26/2006 has been entered.

Claim Rejections - 35 USC § 103

The following is a quotation of 35 U.S.C. 103(a) which forms the basis for all obviousness rejections set forth in this Office action:

> (a) A patent may not be obtained though the invention is not identically disclosed or described as set forth in section 102 of this title, if the differences between the subject matter sought to be patented and the prior art are such that the subject matter as a whole would have been obvious at the time the invention was made to a person having ordinary skill in the art to which said subject matter pertains. Patentability shall not be negatived by the manner in which the invention was made.

The factual inquiries set forth in *Graham* v. *John Deere Co.*, 383 U.S. 1, 148 USPQ 459 (1966), that are applied for establishing a background for determining obviousness under 35 U.S.C. 103(a) are summarized as follows:

1. Determining the scope and contents of the prior art.
2. Ascertaining the differences between the prior art and the claims at issue.
3. Resolving the level of ordinary skill in the pertinent art.
4. Considering objective evidence present in the application indicating obviousness or nonobviousness.

Claims 2-8, 14-18 are rejected under 35 U.S.C. 103(a) as being unpatentable over Morano (US Patent No.6, 959, 827) in view of Ware (US 380835)and further in view of Uehara (US 2003/0089676).

[Claim 18] Morano discloses a nipple (see fig below) having a teat and an areola portion (see teat above areola in fig below), a base portion having a wall thickness in a domed configuration, a flange having a downwardly depending cylindrical portion and connected to the base portion(see fig below),
the vessel having: an open top with a first diameter(see fig below), a body with a second diameter(see fig below), the body being connected with the open top(see fig below), and the first diameter of the open top being less than the second diameter of the body(see fig below); the collar having: an internally threaded cylindrical portion, a downwardly domed peripheral portion surrounding and extending from the cylindrical portion(see fig below), and the nipple being secured to the vessel with the flange of the nipple being captured between the collar and the open top of the vessel and the flange being arranged to seal with a vessel(see fig below),the nipple being secured to the collar by sealingly capturing the inner edge of the collar between the base portion and the flange (see fig below).

Morano fails to show a vent passage extending through the base portion, a valve portion in communication with the vent passage and projecting downwardly from the flange.

Ware discloses a vent passage extending through the base portion of the nipple, a valve portion in communication with the vent passage and projecting downwardly from the flange (see fig below) to permit for air flow in only one direction (see col 2, lines 1-2). Based on the teaching of Ware, it would have been obvious to one having ordinary skill in the art at the time the invention was made to have a vent passage extending through the base portion of the nipple, a valve portion in communication with the vent passage and projecting downwardly from the flange (see fig below) to permit for air flow in only one direction (see col 2, lines 1-2).

The combination above fails to disclose the teat portion having a variable wall thickness. The reference to Uehara discloses a teat portion having a variable wall thickness (see fig below) including an aperture (see fluid opening),

Based on the teaching of Uehara it would have been obvious to one having ordinary skill in the art at the time the invention was made to a teat portion having a variable wall thickness (see fig below) including an aperture(see fluid opening)to allow the nipple to behave in the same manner as the nipple of the mother.

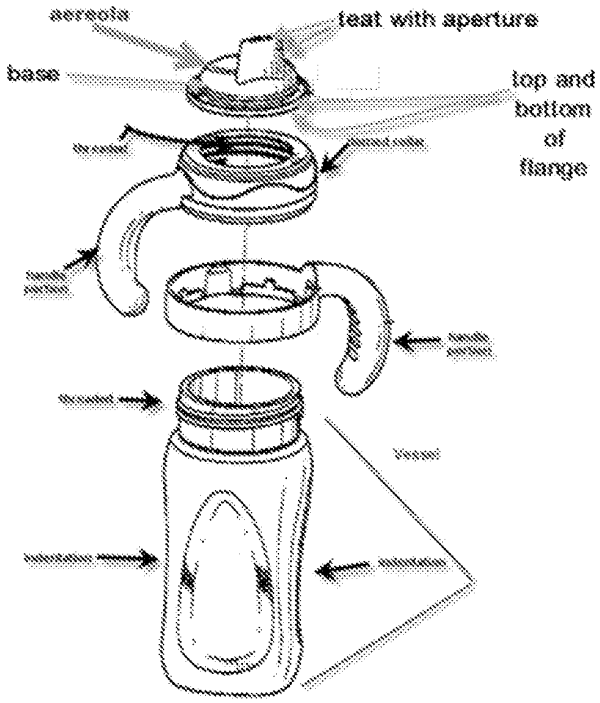
aereola
teat with aperture
base
top and
bottom
of
flange

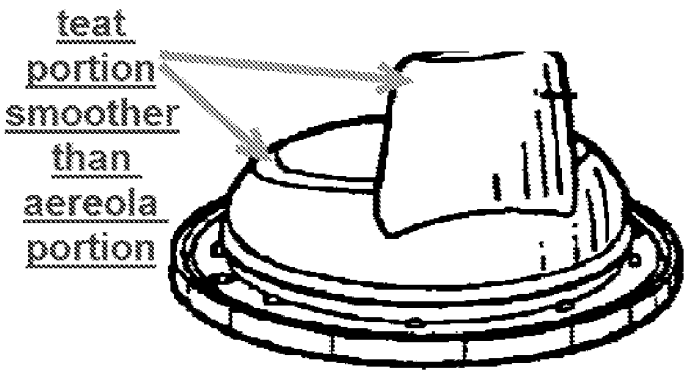
teat
portion
smoother
than
aereola
portion

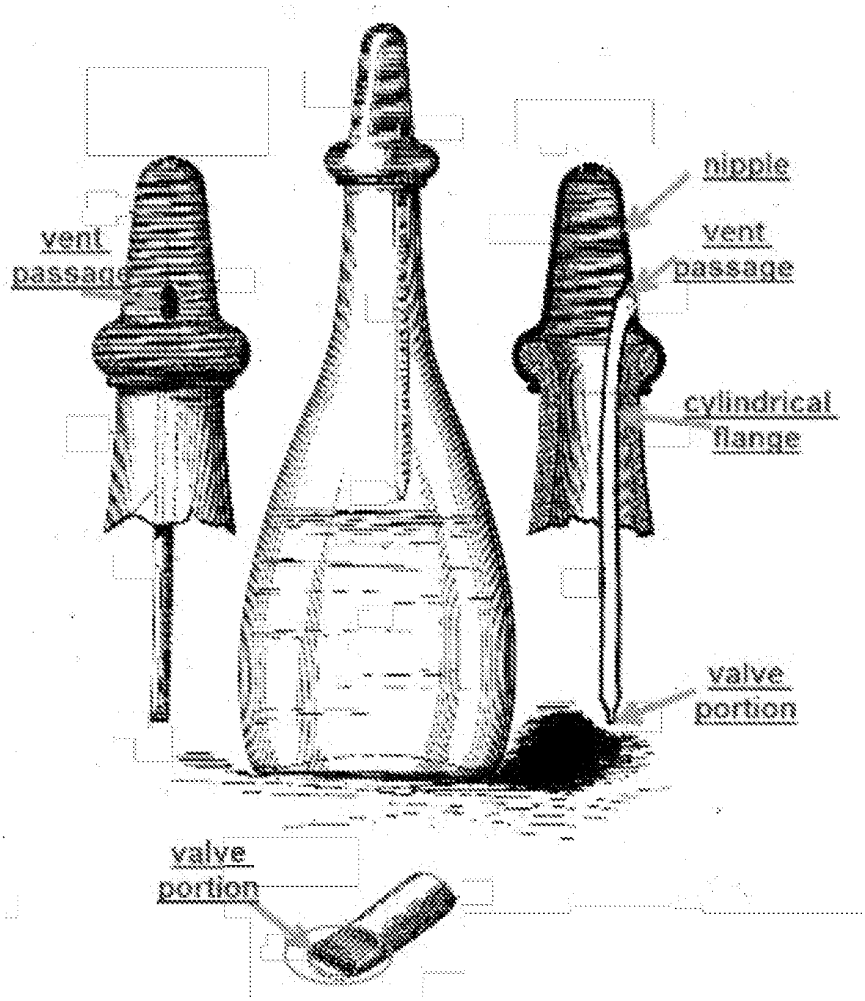

[Claim 2] Morano as modified discloses wherein the vessel has two indentations (see **Morano** in the fig above).

[Claim 3] Morano as modified discloses the claimed invention of claim 18 except for the flange forming an elastomer sealing ring sealing against the top of the vessel (see **Uehara** in fig above also [0072]). One advantage would be to prevent leakage. Based on the teaching of Uehara, it would have been obvious to one having ordinary skill in the art at the time the invention was made to an elastomer sealing ring sealing against the

top of the vessel (see **Uehara** in fig above also [0072] where the nipple including the edge is made of rubber). One advantage would be to prevent leakage of the contents within the vessel.

[Claim 4] Morano as modified discloses wherein the open top of the vessel comprises a vessel neck (see **Morano**, in the fig above).

[Claim 5] Morano as modified discloses wherein the open top of the vessel comprises an outwardly threaded vessel neck (see **Morano**, in the fig above).

[Claim 6] Morano as modified discloses wherein the internally threaded cylindrical portion of the collar is sized to mate with the open top of the vessel (see **Morano**, in the fig above).

[Claim 7] Morano as modified discloses wherein the collar comprises polypropylene (see **Morano**, col 3, lines 27-30).

[Claim 8] Morano as modified discloses wherein the air valve is a one-way air-inlet valve (**Ware** see col 2, lines 1-2).

[Claim 14] Morano as modified discloses a teat having a texture having an outer surface of the teat portion has a first texture and an outer surface of the areola portion has a second texture (see fig above where the areola texture is bumpy and the teat surface is smooth).

[Claim 15] Morano as modified discloses wherein an inner surface of the areola portion has at least one groove extending circumferentially (see **Uehara** grooves in fig above). One advantage would be to allow the nipple to behave in the same manner as the nipple of the mother.

[Claim 16] Morano as modified discloses wherein the teat walls decrease in thickness from the base portion through to the teat portion (see **Uehara** fig above). One advantage would be to allow the nipple to behave in the same manner as the nipple of the mother.

[Claim 17] Morano as modified discloses wherein the air valve is located below a top edge of the collar (see Ware in the fig above) to permit for air flow in only one direction (see col 2, lines 1-2).

Response to Arguments

Applicant's arguments with respect to claims 2-8 and 14-18 have been considered but are moot because the arguments do not apply to any of the references being used in the current rejection.

Conclusion

Any inquiry concerning this communication or earlier communications from the examiner should be directed to CYNTHIA COLLADO whose telephone number is (571)272-8315. The examiner can normally be reached on mon-fri 8-5.

Examiner interviews are available via telephone, in-person, and video conferencing using a USPTO supplied web-based collaboration tool. To schedule an interview, applicant is encouraged to use the USPTO Automated Interview Request (AIR) at http://www.uspto.gov/interviewpractice.

If attempts to reach the examiner by telephone are unsuccessful, the examiner's supervisor, Fenn Mathew can be reached on (571)2724978. The fax phone number for the organization where this application or proceeding is assigned is 571-273-8300.

Information regarding the status of an application may be obtained from the Patent Application Information Retrieval (PAIR) system. Status information for published applications may be obtained from either Private PAIR or Public PAIR. Status information for unpublished applications is available through Private PAIR only. For more information about the PAIR system, see http://pair-direct.uspto.gov. Should you have questions on access to the Private PAIR system, contact the Electronic Business Center (EBC) at 866-217-9197 (toll-free). If you would like assistance from a USPTO Customer Service Representative or access to the automated information system, call 800-786-9199 (IN USA OR CANADA) or 571-272-1000.

CFC
/CYNTHIA COLLADO/
Examiner, Art Unit 3781

/Fenn C Mathew/
Supervisory Patent Examiner, Art Unit 3781

Notice of References Cited	Application/Control No. 14/551,783	Applicant(s)/Patent Under Reexamination REES ET AL.	
	Examiner CYNTHIA COLLADO	Art Unit 3781	Page 1 of 1

U.S. PATENT DOCUMENTS

*		Document Number Country Code-Number-Kind Code	Date MM-YYYY	Name	CPC Classification	US Classification
*	A	US-6,959,827 B2	11-2005	Morano; Emanuel P.	A47G19/2272	215/11.1
*	B	US-380,835 A	04-1888	W.F.WARE	A61J9/04	215/11.5
*	C	US-2003/0089676 A1	05-2003	Uehara, Hiroyuki	A61J11/006	215/11.1
	D	US-				
	E	US-				
	F	US-				
	G	US-				
	H	US-				
	I	US-				
	J	US-				
	K	US-				
	L	US-				
	M	US-				

FOREIGN PATENT DOCUMENTS

*		Document Number Country Code-Number-Kind Code	Date MM-YYYY	Country	Name	CPC Classification
	N					
	O					
	P					
	Q					
	R					
	S					
	T					

NON-PATENT DOCUMENTS

*		Include as applicable: Author, Title Date, Publisher, Edition or Volume, Pertinent Pages)
	U	
	V	
	W	
	X	

*A copy of this reference is not being furnished with this Office action. (See MPEP § 707.05(a).)
Dates in MM-YYYY format are publication dates. Classifications may be US or foreign.

Nanobebe US Inc., Ex. 1002, Page 329
Nanobebe US Inc. v. Mayborn (UK) Limited et al.

Search Notes	Application/Control No.	Applicant(s)/Patent Under Reexamination
	14551783	REES ET AL.
	Examiner	Art Unit
	CYNTHIA COLLADO	3781

CPC- SEARCHED		
Symbol	Date	Examiner
A 61J 9/04 A 61J 11/02 A 61J 11/045, A 61J 11/04, A 61J 9/00	4/28/2015	CFC

CPC COMBINATION SETS - SEARCHED		
Symbol	Date	Examiner

US CLASSIFICATION SEARCHED			
Class	Subclass	Date	Examiner
215	11.5,11.1,396,398,11.6,276,11.4	4/28/2015	CFC

* See search history printout included with this form or the SEARCH NOTES box below to determine the scope of the search.

SEARCH NOTES		
Search Notes	Date	Examiner
Discussed application with SPE Fenn Mathew	4/28/2015	CFC
Discussed application with SPE Fenn Mathew	2/1/2016	CFC
Discussed application with SPE Fenn Mathew	12/20/2016	CFC
Inventor name search performed	7/10/217	CFC
Discussed application with SPE Fenn Mathew	7/10/2017	CFC
EAST search updated and attached	7/10/2017	CFC
EAST search updated and attached	12/10/2017	CFC

INTERFERENCE SEARCH			
US Class/ CPC Symbol	US Subclass / CPC Group	Date	Examiner

Nanobebe US Inc., Ex. 1002, Page 330
Nanobebe US Inc. v. Mayborn (UK) Limited et al.

EAST Search History

EAST Search History (Prior Art)

Ref #	Hits	Search Query	DBs	Default Operator	Plurals	Time Stamp
L1	10	("1510571").URPN.	USPAT	OR	OFF	2017/12/22 06:52
L2	36	("0380835" | "1510571" | "2093730" | "2365585" | "2744646" | "2906088" | "4993568").PN. OR ("5678710").URPN.	US-PGPUB; USPAT; USOCR	OR	OFF	2017/12/22 06:54
L3	11	("380835").URPN.	USPAT	OR	OFF	2017/12/22 07:02
L4	34	("1902433" | "2223179" | "2513896" | "2688326" | "4993568" | "5474028").PN. OR ("5797505").URPN.	US-PGPUB; USPAT; USOCR	OR	OFF	2017/12/22 07:13
L5	3	"20140217053"	US-PGPUB; USPAT; USOCR; FPRS; EPO; JPO; DERWENT; IBM_TDB	OR	OFF	2017/12/22 08:03
L6	0	A61J11/06.CPC.	US-PGPUB; USPAT; USOCR; FPRS; EPO; JPO; DERWENT; IBM_TDB	OR	OFF	2017/12/22 09:38
L7	1442	A61J9/04.CPC.	US-PGPUB; USPAT; USOCR; FPRS; EPO; JPO; DERWENT; IBM_TDB	OR	OFF	2017/12/22 09:38
S1	2496	(215/11.1,11.5).CCLS.	US-PGPUB; USPAT; USOCR; FPRS; EPO; JPO; DERWENT; IBM_TDB	OR	OFF	2014/08/04 16:40
S2	13	"3097757"	USPAT	OR	OFF	2014/08/04 16:40
S3	2808	(220/714,502,505,524,251,717,703).CCLS.	US-PGPUB; USPAT; USOCR; FPRS; EPO; JPO; DERWENT; IBM_TDB	OR	OFF	2014/08/04 17:10
S4	2	("20080210655").PN.	US-PGPUB; USPAT;	OR	OFF	2014/08/04 17:14

Nanobebe US Inc., Ex. 1002, Page 331
Nanobebe US Inc. v. Mayborn (UK) Limited et al.

			USOCR; FPRS; EPO; JPO; DERWENT; IBM_TDB			
S5	5	("2008/0210655").URPN.	USPAT	OR	OFF	2014/08/04 17:15
S7	12	"6959827"	USPAT	OR	OFF	2015/04/26 14:01
S8	0	"20030089676"	USPAT	OR	OFF	2015/04/26 14:03
S9	5	"20030089676"	US-PGPUB; USPAT; USOCR; FPRS; EPO; JPO; DERWENT; IBM_TDB	OR	OFF	2015/04/26 14:03
S10	3	"13364557"	US-PGPUB; USPAT; USOCR; FPRS; EPO; JPO; DERWENT; IBM_TDB	OR	OFF	2015/04/26 14:34
S11	13	"6959827"	US-PGPUB; USPAT; USOCR; FPRS; EPO; JPO; DERWENT; IBM_TDB	OR	OFF	2015/04/30 17:12
S12	3	"13364557"	US-PGPUB; USPAT; USOCR; FPRS; EPO; JPO; DERWENT; IBM_TDB	OR	OFF	2015/04/30 22:00
S13	3	"20130200031"	US-PGPUB; USPAT; USOCR; FPRS; EPO; JPO; DERWENT; IBM_TDB	OR	OFF	2015/04/30 22:01
S14	3	"20130200031"	US-PGPUB; USPAT; USOCR; FPRS; EPO; JPO; DERWENT; IBM_TDB	OR	OFF	2015/04/30 22:02
S15	0	("2013/0200031").URPN.	USPAT	OR	OFF	2015/04/30 22:02
S16	1237	A61J9/04.CPC.	US-PGPUB; USPAT; USOCR; FPRS; EPO; JPO;	OR	OFF	2015/05/03 20:22

Nanobebe US Inc., Ex. 1002, Page 332
Nanobebe US Inc. v. Mayborn (UK) Limited et al.

			DERWENT; IBM_TDB			
S17	10	("2003/0089676").URPN.	USPAT	OR	OFF	2017/07/12 18:43
S18	150	("0589212" | "0605161" | "0633343" | "1146639" | "1280942" | "1545436" | "1588846" | "1590152" | "1632854" | "1656157" | "1672466" | "1672734" | "1859733" | "1913627" | "1989060" | "20030032984" | "20030089676" | "20030093120" | "20030093121" | "20040026351" | "20040045922" | "20040124168" | "20040245203" | "20050258123" | "2005437" | "20060011571" | "2060212" | "2321236" | "2366214" | "2638094" | "2655920" | "2736446" | "2825479" | "2889829" | "3022915" | "3070249" | "3082770" | "3126116" | "3139064" | "3190288" | "3193125" | "3424157" | "3530979" | "3593870" | "3645413" | "3650270" | "3661288" | "3777753" | "3779413" | "3787993" | "3790016" | "3790017" | "3858741" | "3946888" | "4006836" | "4195638" | "4238040" | "4311245" | "4505398" | "4586621" | "4619271" | "4623069" | "4676386" | "4688571" | "4700856" | "4759139" | "4815615" | "4832214" | "4834099" | "4941573" | "4993568" | "5004473" | "5013321" | "5035340" | "5069351" | "5072842" | "5101991" | "5114374" | "5117994" | "5207338" | "5322031" | "5474028" | "5499729" | "5535899" | "5542922" | "5544766" | "5553726" | "5598809" | "5673806" | "5688238" | "5690679" | "6003698" | "6032810" | "6161710" | "6241110" | "6253935" | "6270519" | "6343704" | "6588613" | "6675981" | "6736830" | "6745912" | "6818162" | "6871751" | "6968964" | "D273515" | "D330938" | "D371848" | "D417735").PN. OR ("7712617").URPN.	US-PGPUB; USPAT; USOCR	OR	OFF	2017/07/12 18:45
S19	8	"10696910"	US-PGPUB; USPAT; USOCR; FPRS; EPO; JPO; DERWENT; IBM_TDB	OR	OFF	2017/07/12 18:46
S20	150	("0589212" | "0605161" | "0633343" | "1146639" | "1280942" | "1545436" | "1588846" | "1590152" | "1632854" | "1656157" | "1672466" | "1672734" | "1859733" | "1913627" | "1989060" | "20030032984" | "20030089676" | "20030093120" | "20030093121" | "20040026351" | "20040045922" | "20040124168" | "20040245203" | "20050258123" | "2005437" | "20060011571" | "2060212" | "2321236" | "2366214" | "2638094" | "2655920" | "2736446" | "2825479" | "2889829" |	US-PGPUB; USPAT; USOCR	OR	OFF	2017/07/12 18:47

Nanobebe US Inc., Ex. 1002, Page 333
Nanobebe US Inc. v. Mayborn (UK) Limited et al.

		"3022915" | "3070249" | "3082770" | "3126116" | "3139064" | "3190288" | "3193125" | "3424157" | "3530979" | "3593870" | "3645413" | "3650270" | "3661288" | "3777753" | "3779413" | "3787993" | "3790016" | "3790017" | "3858741" | "3946888" | "4006836" | "4195638" | "4238040" | "4311245" | "4505398" | "4586621" | "4619271" | "4623069" | "4676386" | "4688571" | "4700856" | "4759139" | "4815615" | "4832214" | "4834099" | "4941573" | "4993568" | "5004473" | "5013321" | "5035340" | "5069351" | "5072842" | "5101991" | "5114374" | "5117994" | "5207338" | "5322031" | "5474028" | "5499729" | "5535899" | "5542922" | "5544766" | "5553726" | "5598809" | "5673806" | "5688238" | "5690679" | "6003698" | "6032810" | "6161710" | "6241110" | "6253935" | "6270519" | "6343704" | "6588613" | "6675981" | "6736830" | "6745912" | "6818162" | "6871751" | "6968964" | "D273515" | "D330938" | "D371848" | "D417735").PN. OR ("7712617").URPN.				
S21	8	"10696910"	US-PGPUB; USPAT; USOCR; FPRS; EPO; JPO; DERWENT; IBM_TDB	OR	OFF	2017/07/12 18:48
S22	3	"20040124168"	US-PGPUB; USPAT; USOCR; FPRS; EPO; JPO; DERWENT; IBM_TDB	OR	OFF	2017/07/12 18:48
S23	36	"4591606"	US-PGPUB; USPAT; USOCR; FPRS; EPO; JPO; DERWENT; IBM_TDB	OR	OFF	2017/07/12 20:48
S24	49	domed with nipple	USPAT	OR	OFF	2017/07/17 16:16
S25	151	domed with nipple	US-PGPUB; USPAT; USOCR; FPRS; EPO; JPO; DERWENT; IBM_TDB	OR	OFF	2017/07/17 16:16
S26	62	S25 and valve	US-PGPUB; USPAT; USOCR; FPRS; EPO; JPO; DERWENT;	OR	OFF	2017/07/17 16:17

Nanobebe US Inc., Ex. 1002, Page 334
Nanobebe US Inc. v. Mayborn (UK) Limited et al.

			IBM_TDB			
S27	49	domed with teat	US-PGPUB; USPAT; USOCR; FPRS; EPO; JPO; DERWENT; IBM_TDB	OR	OFF	2017/07/17 16:21
S28	15	S27 and valve	US-PGPUB; USPAT; USOCR; FPRS; EPO; JPO; DERWENT; IBM_TDB	OR	OFF	2017/07/17 16:21
S29	15	S27 and valve	US-PGPUB; USPAT; USOCR; FPRS; EPO; JPO; DERWENT; IBM_TDB	OR	OFF	2017/07/17 16:21
S30	3	"20040124168"	US-PGPUB; USPAT; USOCR; FPRS; EPO; JPO; DERWENT; IBM_TDB	OR	OFF	2017/07/17 16:30
S31	2339	nipple with valve same vent	US-PGPUB; USPAT; USOCR; FPRS; EPO; JPO; DERWENT; IBM_TDB	OR	OFF	2017/07/17 16:43
S32	88	nipple with valve same vent same dome$6	US-PGPUB; USPAT; USOCR; FPRS; EPO; JPO; DERWENT; IBM_TDB	OR	OFF	2017/07/17 16:43
S33	18	(("COTTON") near3 ("Tom")).INV.	US-PGPUB; USPAT; USOCR	OR	OFF	2017/07/17 18:22
S34	146	(("ARMSTRONG") near3 ("Mark")).INV.	US-PGPUB; USPAT; USOCR	OR	OFF	2017/07/17 18:28
S35	4	"14551783"	US-PGPUB; USPAT; USOCR; FPRS; EPO; JPO; DERWENT; IBM_TDB	OR	OFF	2017/12/15 21:02
S36	4	"14551783"	US-PGPUB; USPAT; USOCR; FPRS;	OR	OFF	2017/12/15 21:02

Nanobebe US Inc., Ex. 1002, Page 335
Nanobebe US Inc. v. Mayborn (UK) Limited et al.

			EPO; JPO; DERWENT; IBM_TDB			
S37	2	"8991627"	US-PGPUB; USPAT; USOCR; FPRS; EPO; JPO; DERWENT; IBM_TDB	OR	OFF	2017/12/15 21:31
S38	31	("1319297" | "1401958" | "1683246" | "20040035815" | "2133411" | "2186879" | "2372281" | "2495548" | "2584359" | "2665826" | "2901152" | "3220588" | "3661288" | "3924620" | "4204328" | "5478325" | "5578004" | "6126679" | "6176380" | "6286697").PN. OR ("8991627").URPN.	US-PGPUB; USPAT; USOCR	OR	OFF	2017/12/15 21:32
S39	9	("1683246").URPN.	USPAT	OR	OFF	2017/12/15 21:34
S40	70	("0556859" | "1146639" | "1573519" | "1683246" | "1733184" | "1759568" | "2105170" | "2174361" | "2269223" | "2366214" | "2388915" | "2588069" | "2616581" | "2699169" | "2709434" | "2864520" | "2989961" | "2996207" | "3077279" | "3130725" | "3232466" | "3777753").PN. OR ("4505398").URPN.	US-PGPUB; USPAT; USOCR	OR	OFF	2017/12/15 21:35
S41	26	("0605161" | "1146639" | "1573519" | "20040220618" | "20060011572" | "20070068890" | "20070272645" | "20080210655" | "20120074090" | "2517457" | "2588069" | "2956702" | "4505398" | "5114374" | "5544766" | "5553726" | "6032810" | "6645228" | "6745912" | "8181800").PN. OR ("9561157").URPN.	US-PGPUB; USPAT; USOCR	OR	OFF	2017/12/15 21:36
S42	2	("1573519").URPN.	USPAT	OR	OFF	2017/12/15 21:39
S43	18	("1146639").URPN.	USPAT	OR	OFF	2017/12/15 21:42
S44	23	WO2004002276A1 JP6010604B2 GB2541883A JP5612569B2 WO2017037425A1 JP5950972B2 KR20140009425A JP5346280B2 JP2015013193A EP2253300B1 JP5629082B2 JP5629083B2 KR20090010114A US8579131 KR20150131408A KR20110020247A KR101644420B1 US8087523 US8991627 EP1558197B1 US20170079889 US20040124168 US20100140204 KR101630187B1 CA2629328C AU2013243228A1 AU2009200949A1	US-PGPUB; USPAT; USOCR; FPRS; EPO; JPO; DERWENT; IBM_TDB	OR	OFF	2017/12/15 21:48
S45	25	WO2004002276A1 JP6010604B2 GB2541883A JP5612569B2 WO2017037425A1 JP5950972B2 KR20140009425A JP5346280B2 JP2015013193A EP2253300B1 JP5629082B2 JP5629083B2 KR20090010114A US8579131	US-PGPUB; USPAT; USOCR; FPRS; EPO; JPO; DERWENT; IBM_TDB	OR	OFF	2017/12/15 21:53

Nanobebe US Inc., Ex. 1002, Page 336
Nanobebe US Inc. v. Mayborn (UK) Limited et al.

		KR20150131408A KR20110020247A KR101644420B1 US8087523 US8991627 EP1558197B1 US20170079889 US20040124168 US20100140204 KR101630187B1 CA2629328C AU2013243228A1 AU2009200949A1 AU2006312999B2				
S46	18	("1146639").URPN.	USPAT	OR	OFF	2017/12/21 18:38
S47	70	("0556859" | "1146639" | "1573519" | "1683246" | "1733184" | "1759568" | "2105170" | "2174361" | "2269223" | "2366214" | "2388915" | "2588069" | "2616581" | "2699169" | "2709434" | "2864520" | "2989961" | "2996207" | "3077279" | "3130725" | "3232466" | "3777753").PN. OR ("4505398").URPN.	US-PGPUB; USPAT; USOCR	OR	OFF	2017/12/21 18:40
S48	23	("1146639" | "20040188373" | "20050252875" | "20070102388" | "20070131637" | "20090200257" | "20100163508" | "20120175335" | "20120265245" | "20140124469" | "2174361" | "2616581" | "3593870" | "3722728" | "4505398" | "4993568" | "5101992" | "6883672" | "8640897" | "8708174").PN. OR ("9750664").URPN.	US-PGPUB; USPAT; USOCR	OR	OFF	2017/12/21 18:41
S49	8	("2014/0124469").URPN.	USPAT	OR	OFF	2017/12/21 18:43
S50	16	("20070102388" | "20110155684" | "20120265245" | "20130220962" | "20130327737" | "20140124469" | "2736446" | "3292809" | "5101991" | "5284261" | "5784999" | "6994225" | "8579132" | "8733565").PN. OR ("9486392").URPN.	US-PGPUB; USPAT; USOCR	OR	OFF	2017/12/21 18:43
S51	4	("2012/0265245").URPN.	USPAT	OR	OFF	2017/12/21 18:45
S52	20	("2007/0102388").URPN.	USPAT	OR	OFF	2017/12/21 18:45
S53	59	("0697304" | "0732630" | "0805641" | "1002426" | "1146639" | "1297207" | "1510571" | "1902433" | "20070102388" | "20070131637" | "2163330" | "2513896" | "2616581" | "2630932" | "2688326" | "2699778" | "3113569" | "3211316" | "3292809" | "3593870" | "4993568" | "5101991" | "5129532" | "5474028" | "5544766" | "5769285" | "5784999" | "5797505" | "6003698" | "6616000" | "6645228" | "6884229" | "6994225" | "7004339" | "7036975" | "7122045" | "7185775" | "7326234" | "RE11086").PN. OR ("8117990").URPN.	US-PGPUB; USPAT; USOCR	OR	OFF	2017/12/21 18:47
S54	12	("2007/0131637").URPN.	USPAT	OR	OFF	2017/12/21 18:47
S55	6	("805641").URPN.	USPAT	OR	OFF	2017/12/21 19:09

EAST Search History (Interference)

Nanobebe US Inc., Ex. 1002, Page 337
Nanobebe US Inc. v. Mayborn (UK) Limited et al.

Ref #	Hits	Search Query	DBs	Default Operator	Plurals	Time Stamp
S6	712	215/11.5	USPAT	OR	OFF	2014/08/04 17:00

12/ 22/ 2017 10:10:06 AM
C:\ Users\ ccollado\ Documents\ EAST\ Workspaces\ 13364557.wsp

Nanobebe US Inc., Ex. 1002, Page 338
Nanobebe US Inc. v. Mayborn (UK) Limited et al.

Index of Claims	Application/Control No.	Applicant(s)/Patent Under Reexamination
	14551783	REES ET AL.
	Examiner	**Art Unit**
	CYNTHIA COLLADO	3781

✓	Rejected	-	Cancelled	N	Non-Elected	A	Appeal
=	Allowed	÷	Restricted	I	Interference	O	Objected

☐ Claims renumbered in the same order as presented by applicant ☐ CPA ☐ T.D. ☐ R.1.47

CLAIM		DATE								
Final	Original	05/03/2015	02/03/2016	12/27/2016	07/17/2017	12/22/2017				
	1	✓	✓	-	-	-				
	2	✓	✓	✓	✓	✓				
	3	✓	✓	✓	✓	✓				
	4	✓	✓	✓	✓	✓				
	5	✓	✓	✓	✓	✓				
	6	✓	✓	✓	✓	✓				
	7	✓	✓	✓	✓	✓				
	8	✓	✓	✓	✓	✓				
	9	✓	✓	-	-	-				
	10	✓	✓	-	-	-				
	11	✓	✓	-	-	-				
	12	✓	✓	-	-	-				
	13	✓	✓	-	-	-				
	14	✓	✓	✓	✓	✓				
	15	✓	✓	✓	✓	✓				
	16	✓	✓	✓	✓	✓				
	17	✓	✓	✓	✓	✓				
	18			✓	✓	✓				

Nanobebe US Inc., Ex. 1002, Page 339
Nanobebe US Inc. v. Mayborn (UK) Limited et al.

Doc code: RCEX
Doc description: Request for Continued Examination (RCE)

PTO/SB/30EFS (07-09)
Approved for use through 07/31/2012. OMB 0651-0031
U.S. Patent and Trademark Office; U.S. DEPARTMENT OF COMMERCE
Under the Paperwork Reduction Act of 1995, no persons are required to respond to a collection of information unless it contains a valid OMB control number.

REQUEST FOR CONTINUED EXAMINATION(RCE)TRANSMITTAL
(Submitted Only via EFS-Web)

Application Number	14551783	Filing Date	2014-11-24	Docket Number (if applicable)	JM-4.2	Art Unit	3781
First Named Inventor	Arnold Rees			Examiner Name	Cynthia Francisca Collado		

This is a Request for Continued Examination (RCE) under 37 CFR 1.114 of the above-identified application.
Request for Continued Examination (RCE) practice under 37 CFR 1.114 does not apply to any utility or plant application filed prior to June 8, 1995, or to any design application. The Instruction Sheet for this form is located at WWW.USPTO.GOV

SUBMISSION REQUIRED UNDER 37 CFR 1.114

Note: If the RCE is proper, any previously filed unentered amendments and amendments enclosed with the RCE will be entered in the order in which they were filed unless applicant instructs otherwise. If applicant does not wish to have any previously filed unentered amendment(s) entered, applicant must request non-entry of such amendment(s).

☒ Previously submitted. If a final Office action is outstanding, any amendments filed after the final Office action may be considered as a submission even if this box is not checked.

☐ Consider the arguments in the Appeal Brief or Reply Brief previously filed on _____

☒ Other Response to Final Office Action filed on September 22, 2017

☐ Enclosed

☐ Amendment/Reply

☐ Information Disclosure Statement (IDS)

☐ Affidavit(s)/ Declaration(s)

☐ Other _____

MISCELLANEOUS

☐ Suspension of action on the above-identified application is requested under 37 CFR 1.103(c) for a period of months _____
(Period of suspension shall not exceed 3 months; Fee under 37 CFR 1.17(i) required)

☐ Other _____

FEES

☒ **The RCE fee under 37 CFR 1.17(e) is required by 37 CFR 1.114 when the RCE is filed.**
The Director is hereby authorized to charge any underpayment of fees, or credit any overpayments, to Deposit Account No 150508

SIGNATURE OF APPLICANT, ATTORNEY, OR AGENT REQUIRED

X Patent Practitioner Signature

Applicant Signature

Nanobebe US Inc., Ex. 1002, Page 340
Nanobebe US Inc. v. Mayborn (UK) Limited et al.

PTO/SB/30EFS (07-09)
Approved for use through 07/31/2012. OMB 0651-0031
U.S. Patent and Trademark Office; U.S. DEPARTMENT OF COMMERCE
Under the Paperwork Reduction Act of 1995, no persons are required to respond to a collection of information unless it contains a valid OMB control number.

Signature of Registered U.S. Patent Practitioner			
Signature	/Arne M. Olson/	Date (YYYY-MM-DD)	2017-11-21
Name	Arne M. Olson	Registration Number	30203

This collection of information is required by 37 CFR 1.114. The information is required to obtain or retain a benefit by the public which is to file (and by the USPTO to process) an application. Confidentiality is governed by 35 U.S.C. 122 and 37 CFR 1.11 and 1.14. This collection is estimated to take 12 minutes to complete, including gathering, preparing, and submitting the completed application form to the USPTO. Time will vary depending upon the individual case. Any comments on the amount of time you require to complete this form and/or suggestions for reducing this burden, should be sent to the Chief Information Officer, U.S. Patent and Trademark Office, U.S. Department of Commerce, P.O. Box 1450, Alexandria, VA 22313-1450.

If you need assistance in completing the form, call 1-800-PTO-9199 and select option 2.

Privacy Act Statement

The Privacy Act of 1974 (P.L. 93-579) requires that you be given certain information in connection with your submission of the attached form related to a patent application or patent. Accordingly, pursuant to the requirements of the Act, please be advised that: (1) the general authority for the collection of this information is 35 U.S.C. 2(b)(2); (2) furnishing of the information solicited is voluntary; and (3) the principal purpose for which the information is used by the U.S. Patent and Trademark Office is to process and/or examine your submission related to a patent application or patent. If you do not furnish the requested information, the U.S. Patent and Trademark Office may not be able to process and/or examine your submission, which may result in termination of proceedings or abandonment of the application or expiration of the patent.

The information provided by you in this form will be subject to the following routine uses:

1. The information on this form will be treated confidentially to the extent allowed under the Freedom of Information Act (5 U.S.C. 552) and the Privacy Act (5 U.S.C. 552a). Records from this system of records may be disclosed to the Department of Justice to determine whether the Freedom of Information Act requires disclosure of these records.

2. A record from this system of records may be disclosed, as a routine use, in the course of presenting evidence to a court, magistrate, or administrative tribunal, including disclosures to opposing counsel in the course of settlement negotiations.

3. A record in this system of records may be disclosed, as a routine use, to a Member of Congress submitting a request involving an individual, to whom the record pertains, when the individual has requested assistance from the Member with respect to the subject matter of the record.

4. A record in this system of records may be disclosed, as a routine use, to a contractor of the Agency having need for the information in order to perform a contract. Recipients of information shall be required to comply with the requirements of the Privacy Act of 1974, as amended, pursuant to 5 U.S.C. 552a(m).

5. A record related to an International Application filed under the Patent Cooperation Treaty in this system of records may be disclosed, as a routine use, to the International Bureau of the World Intellectual Property Organization, pursuant to the Patent Cooperation Treaty.

6. A record in this system of records may be disclosed, as a routine use, to another federal agency for purposes of National Security review (35 U.S.C. 181) and for review pursuant to the Atomic Energy Act (42 U.S.C. 218(c)).

7. A record from this system of records may be disclosed, as a routine use, to the Administrator, General Services, or his/her designee, during an inspection of records conducted by GSA as part of that agency's responsibility to recommend improvements in records management practices and programs, under authority of 44 U.S.C. 2904 and 2906. Such disclosure shall be made in accordance with the GSA regulations governing inspection of records for this purpose, and any other relevant (i.e., GSA or Commerce) directive. Such disclosure shall not be used to make determinations about individuals.

8. A record from this system of records may be disclosed, as a routine use, to the public after either publication of the application pursuant to 35 U.S.C. 122(b) or issuance of a patent pursuant to 35 U.S.C. 151. Further, a record may be disclosed, subject to the limitations of 37 CFR 1.14, as a routine use, to the public if the record was filed in an application which became abandoned or in which the proceedings were terminated and which application is referenced by either a published application, an application open to public inspections or an issued patent.

9. A record from this system of records may be disclosed, as a routine use, to a Federal, State, or local law enforcement agency, if the USPTO becomes aware of a violation or potential violation of law or regulation.

Nanobebe US Inc., Ex. 1002, Page 342
Nanobebe US Inc. v. Mayborn (UK) Limited et al.

PTO/AIA/22 (03-13)
Approved for use through 7/31/2016. OMB 0651-0031
U.S. Patent and Trademark Office; U.S. DEPARTMENT OF COMMERCE
Under the Paperwork Reduction Act of 1995, no persons are required to respond to a collection of information unless it displays a valid OMB control number.

PETITION FOR EXTENSION OF TIME UNDER 37 CFR 1.136(a)

Docket Number (Optional)

Application Number 14551783

Filed 2014-11-24

For Baby Bottle With Flexible Nipple Regions

Art Unit 3781

Examiner Cynthia Francisca Collado

This is a request under the provisions of 37 CFR 1.136(a) to extend the period for filing a reply in the above-identified application.

The requested extension and fee are as follows (check time period desired and enter the appropriate fee below):

		Fee	Small Entity Fee	Micro Entity Fee	
☑	One month (37 CFR 1.17(a)(1))	$200	$100	$50	$ 200
☐	Two months (37 CFR 1.17(a)(2))	$600	$300	$150	$
☐	Three months (37 CFR 1.17(a)(3))	$1,400	$700	$350	$
☐	Four months (37 CFR 1.17(a)(4))	$2,200	$1,100	$550	$
☐	Five months (37 CFR 1.17(a)(5))	$3,000	$1,500	$750	$

☐ Applicant asserts small entity status. See 37 CFR 1.27.

☐ Applicant certifies micro entity status. See 37 CFR 1.29.
Form PTO/SB/15A or B or equivalent must either be enclosed or have been submitted previously.

☐ A check in the amount of the fee is enclosed.

☐ Payment by credit card. Form PTO-2038 is attached.

☐ The Director has already been authorized to charge fees in this application to a Deposit Account.

☑ The Director is hereby authorized to charge any fees which may be required, or credit any overpayment, to Deposit Account Number 150508.

☑ Payment made via EFS-Web.

WARNING: Information on this form may become public. Credit card information should not be included on this form. Provide credit card information and authorization on PTO-2038.

I am the

☐ applicant.

☑ attorney or agent of record. Registration number 30203.

☐ attorney or agent acting under 37 CFR 1.34. Registration number _____.

/Arne M. Olson/ — Signature

11/21/2017 — Date

Arne M. Olson — Typed or printed name

312-580-1180 — Telephone Number

NOTE: This form must be signed in accordance with 37 CFR 1.33. See 37 CFR 1.4 for signature requirements and certifications. Submit multiple forms if more than one signature is required, see below*.

☑ * Total of 1 forms are submitted.

This collection of information is required by 37 CFR 1.136(a). The information is required to obtain or retain a benefit by the public, which is to file (and by the USPTO to process) an application. Confidentiality is governed by 35 U.S.C. 122 and 37 CFR 1.11 and 1.14. This collection is estimated to take 6 minutes to complete, including gathering, preparing, and submitting the completed application form to the USPTO. Time will vary depending upon the individual case. Any comments on the amount of time you require to complete this form and/or suggestions for reducing this burden should be sent to the Chief Information Officer, U.S. Patent and Trademark Office, U.S. Department of Commerce, P.O. Box 1450, Alexandria, VA 22313-1450. DO NOT SEND FEES OR COMPLETED FORMS TO THIS ADDRESS. SEND TO: Mail Stop PCT, Commissioner for Patents, P.O. Box 1450, Alexandria, VA 22313-1450.

Privacy Act Statement

The **Privacy Act of 1974 (P.L. 93-579)** requires that you be given certain information in connection with your submission of the attached form related to a patent application or patent. Accordingly, pursuant to the requirements of the Act, please be advised that: (1) the general authority for the collection of this information is 35 U.S.C. 2(b)(2); (2) furnishing of the information solicited is voluntary; and (3) the principal purpose for which the information is used by the U.S. Patent and Trademark Office is to process and/or examine your submission related to a patent application or patent. If you do not furnish the requested information, the U.S. Patent and Trademark Office may not be able to process and/or examine your submission, which may result in termination of proceedings or abandonment of the application or expiration of the patent.

The information provided by you in this form will be subject to the following routine uses:

1. The information on this form will be treated confidentially to the extent allowed under the Freedom of Information Act (5 U.S.C. 552) and the Privacy Act (5 U.S.C 552a). Records from this system of records may be disclosed to the Department of Justice to determine whether disclosure of these records is required by the Freedom of Information Act.
2. A record from this system of records may be disclosed, as a routine use, in the course of presenting evidence to a court, magistrate, or administrative tribunal, including disclosures to opposing counsel in the course of settlement negotiations.
3. A record in this system of records may be disclosed, as a routine use, to a Member of Congress submitting a request involving an individual, to whom the record pertains, when the individual has requested assistance from the Member with respect to the subject matter of the record.
4. A record in this system of records may be disclosed, as a routine use, to a contractor of the Agency having need for the information in order to perform a contract. Recipients of information shall be required to comply with the requirements of the Privacy Act of 1974, as amended, pursuant to 5 U.S.C. 552a(m).
5. A record related to an International Application filed under the Patent Cooperation Treaty in this system of records may be disclosed, as a routine use, to the International Bureau of the World Intellectual Property Organization, pursuant to the Patent Cooperation Treaty.
6. A record in this system of records may be disclosed, as a routine use, to another federal agency for purposes of National Security review (35 U.S.C. 181) and for review pursuant to the Atomic Energy Act (42 U.S.C. 218(c)).
7. A record from this system of records may be disclosed, as a routine use, to the Administrator, General Services, or his/her designee, during an inspection of records conducted by GSA as part of that agency's responsibility to recommend improvements in records management practices and programs, under authority of 44 U.S.C. 2904 and 2906. Such disclosure shall be made in accordance with the GSA regulations governing inspection of records for this purpose, and any other relevant (*i.e.*, GSA or Commerce) directive. Such disclosure shall not be used to make determinations about individuals.
8. A record from this system of records may be disclosed, as a routine use, to the public after either publication of the application pursuant to 35 U.S.C. 122(b) or issuance of a patent pursuant to 35 U.S.C. 151. Further, a record may be disclosed, subject to the limitations of 37 CFR 1.14, as a routine use, to the public if the record was filed in an application which became abandoned or in which the proceedings were terminated and which application is referenced by either a published application, an application open to public inspection or an issued patent.
9. A record from this system of records may be disclosed, as a routine use, to a Federal, State, or local law enforcement agency, if the USPTO becomes aware of a violation or potential violation of law or regulation.

Electronic Patent Application Fee Transmittal

Application Number:	14551783
Filing Date:	24-Nov-2014
Title of Invention:	Baby Bottle With Flexible Nipple Regions
First Named Inventor/Applicant Name:	Arnold Rees
Filer:	Alissa A. Digman/Jill Jewett
Attorney Docket Number:	JM-4.2

Filed as Large Entity

Filing Fees for Utility under 35 USC 111(a)

Description	Fee Code	Quantity	Amount	Sub-Total in USD($)
Basic Filing:				
Pages:				
Claims:				
Miscellaneous-Filing:				
Petition:				
Patent-Appeals-and-Interference:				
Post-Allowance-and-Post-Issuance:				
Extension-of-Time:				

Description	Fee Code	Quantity	Amount	Sub-Total in USD($)
Extension - 1 month with $0 paid	1251	1	200	200
Miscellaneous:				
RCE- 2ND AND SUBSEQUENT REQUEST	1820	1	1700	1700
		Total in USD ($)		**1900**

Electronic Acknowledgement Receipt

EFS ID:	31017081
Application Number:	14551783
International Application Number:	
Confirmation Number:	6509
Title of Invention:	Baby Bottle With Flexible Nipple Regions
First Named Inventor/Applicant Name:	Arnold Rees
Customer Number:	2387
Filer:	Alissa A. Digman/Jill Jewett
Filer Authorized By:	Alissa A. Digman
Attorney Docket Number:	JM-4.2
Receipt Date:	21-NOV-2017
Filing Date:	24-NOV-2014
Time Stamp:	15:34:37
Application Type:	Utility under 35 USC 111(a)

Payment information:

Submitted with Payment	yes
Payment Type	DA
Payment was successfully received in RAM	$1900
RAM confirmation Number	112217INTEFSW00002573150508
Deposit Account	
Authorized User	
The Director of the USPTO is hereby authorized to charge indicated fees and credit any overpayment as follows:	

File Listing:

Document Number	Document Description	File Name	File Size(Bytes)/ Message Digest	Multi Part /.zip	Pages (if appl.)
1	Request for Continued Examination (RCE)	JM-4-2-RCE-Second.pdf	697826 b8a761c890c1f697ed8e9dd7b9d6e6eca848a596	no	3
Warnings:					
Information:					
2	Extension of Time	JM-4-2-RCE-1monthextension.pdf	163067 ec5e6f7bee02ad1ec8d7961318460b71446529f3	no	2
Warnings:					
Information:					
3	Fee Worksheet (SB06)	fee-info.pdf	32202 72d3cb60f592bd017b1ae681b067cea8b3fe6a41	no	2
Warnings:					
Information:					
		Total Files Size (in bytes):	893095		

This Acknowledgement Receipt evidences receipt on the noted date by the USPTO of the indicated documents, characterized by the applicant, and including page counts, where applicable. It serves as evidence of receipt similar to a Post Card, as described in MPEP 503.

New Applications Under 35 U.S.C. 111

If a new application is being filed and the application includes the necessary components for a filing date (see 37 CFR 1.53(b)-(d) and MPEP 506), a Filing Receipt (37 CFR 1.54) will be issued in due course and the date shown on this Acknowledgement Receipt will establish the filing date of the application.

National Stage of an International Application under 35 U.S.C. 371

If a timely submission to enter the national stage of an international application is compliant with the conditions of 35 U.S.C. 371 and other applicable requirements a Form PCT/DO/EO/903 indicating acceptance of the application as a national stage submission under 35 U.S.C. 371 will be issued in addition to the Filing Receipt, in due course.

New International Application Filed with the USPTO as a Receiving Office

If a new international application is being filed and the international application includes the necessary components for an international filing date (see PCT Article 11 and MPEP 1810), a Notification of the International Application Number and of the International Filing Date (Form PCT/RO/105) will be issued in due course, subject to prescriptions concerning national security, and the date shown on this Acknowledgement Receipt will establish the international filing date of the application.

PTO/SB/06 (09-11)
Approved for use through 1/31/2014. OMB 0651-0032
U.S. Patent and Trademark Office; U.S. DEPARTMENT OF COMMERCE
Under the Paperwork Reduction Act of 1995, no persons are required to respond to a collection of information unless it displays a valid OMB control number.

PATENT APPLICATION FEE DETERMINATION RECORD Substitute for Form PTO-875	Application or Docket Number 14/551,783	Filing Date 11/24/2014	☐ To be Mailed

ENTITY: ☒ LARGE ☐ SMALL ☐ MICRO

APPLICATION AS FILED – PART I

	(Column 1)	(Column 2)		
FOR	NUMBER FILED	NUMBER EXTRA	RATE ($)	FEE ($)
☐ BASIC FEE (37 CFR 1.16(a), (b), or (c))	N/A	N/A	N/A	
☐ SEARCH FEE (37 CFR 1.16(k), (i), or (m))	N/A	N/A	N/A	
☐ EXAMINATION FEE (37 CFR 1.16(o), (p), or (q))	N/A	N/A	N/A	
TOTAL CLAIMS (37 CFR 1.16(i))	minus 20 =	*	X $ =	
INDEPENDENT CLAIMS (37 CFR 1.16(h))	minus 3 =	*	X $ =	
☐ APPLICATION SIZE FEE (37 CFR 1.16(s))	If the specification and drawings exceed 100 sheets of paper, the application size fee due is $310 ($155 for small entity) for each additional 50 sheets or fraction thereof. See 35 U.S.C. 41(a)(1)(G) and 37 CFR 1.16(s).			
☐ MULTIPLE DEPENDENT CLAIM PRESENT (37 CFR 1.16(j))				
* If the difference in column 1 is less than zero, enter "0" in column 2.			TOTAL	

APPLICATION AS AMENDED – PART II

AMENDMENT	11/21/2017	(Column 1) CLAIMS REMAINING AFTER AMENDMENT		(Column 2) HIGHEST NUMBER PREVIOUSLY PAID FOR	(Column 3) PRESENT EXTRA	RATE ($)	ADDITIONAL FEE ($)
	Total (37 CFR 1.16(i))	* 12	Minus	** 20	= 0	X $80 =	0
	Independent (37 CFR 1.16(h))	* 1	Minus	***3	= 0	X $420 =	0
	☐ Application Size Fee (37 CFR 1.16(s))						
	☐ FIRST PRESENTATION OF MULTIPLE DEPENDENT CLAIM (37 CFR 1.16(j))						
						TOTAL ADD'L FEE	0

AMENDMENT		(Column 1) CLAIMS REMAINING AFTER AMENDMENT		(Column 2) HIGHEST NUMBER PREVIOUSLY PAID FOR	(Column 3) PRESENT EXTRA	RATE ($)	ADDITIONAL FEE ($)
	Total (37 CFR 1.16(i))	*	Minus	**	=	X $ =	
	Independent (37 CFR 1.16(h))	*	Minus	***	=	X $ =	
	☐ Application Size Fee (37 CFR 1.16(s))						
	☐ FIRST PRESENTATION OF MULTIPLE DEPENDENT CLAIM (37 CFR 1.16(j))						
						TOTAL ADD'L FEE	

* If the entry in column 1 is less than the entry in column 2, write "0" in column 3.
** If the "Highest Number Previously Paid For" IN THIS SPACE is less than 20, enter "20".
*** If the "Highest Number Previously Paid For" IN THIS SPACE is less than 3, enter "3".
The "Highest Number Previously Paid For" (Total or Independent) is the highest number found in the appropriate box in column 1.

LIE
ANTJUAN RIVERA

This collection of information is required by 37 CFR 1.16. The information is required to obtain or retain a benefit by the public which is to file (and by the USPTO to process) an application. Confidentiality is governed by 35 U.S.C. 122 and 37 CFR 1.14. This collection is estimated to take 12 minutes to complete, including gathering, preparing, and submitting the completed application form to the USPTO. Time will vary depending upon the individual case. Any comments on the amount of time you require to complete this form and/or suggestions for reducing this burden, should be sent to the Chief Information Officer, U.S. Patent and Trademark Office, U.S. Department of Commerce, P.O. Box 1450, Alexandria, VA 22313-1450. DO NOT SEND FEES OR COMPLETED FORMS TO THIS ADDRESS. **SEND TO: Commissioner for Patents, P.O. Box 1450, Alexandria, VA 22313-1450.**
If you need assistance in completing the form, call 1-800-PTO-9199 and select option 2.

UNITED STATES PATENT AND TRADEMARK OFFICE

UNITED STATES DEPARTMENT OF COMMERCE
United States Patent and Trademark Office
Address: COMMISSIONER FOR PATENTS
P.O. Box 1450
Alexandria, Virginia 22313-1450
www.uspto.gov

APPLICATION NO.	FILING DATE	FIRST NAMED INVENTOR	ATTORNEY DOCKET NO.	CONFIRMATION NO.
14/551,783	11/24/2014	Arnold Rees	JM-4.2	6509

2387 7590 10/27/2017

Olson & Cepuritis, LTD.
20 NORTH WACKER DRIVE
36TH FLOOR
CHICAGO, IL 60606

EXAMINER	
COLLADO, CYNTHIA FRANCISCA	

ART UNIT	PAPER NUMBER
3781	

MAIL DATE	DELIVERY MODE
10/27/2017	PAPER

Please find below and/or attached an Office communication concerning this application or proceeding.

The time period for reply, if any, is set in the attached communication.

Nanobebe US Inc., Ex. 1002, Page 350
Nanobebe US Inc. v. Mayborn (UK) Limited et al.

Advisory Action Before the Filing of an Appeal Brief	**Application No.** 14/551,783	**Applicant(s)** REES ET AL.	
	Examiner CYNTHIA COLLADO	**Art Unit** 3781	**AIA (First Inventor to File) Status** No

--The MAILING DATE of this communication appears on the cover sheet with the correspondence address --

THE REPLY FILED 22 September 2017 FAILS TO PLACE THIS APPLICATION IN CONDITION FOR ALLOWANCE.

NO NOTICE OF APPEAL FILED

1. ☒ The reply was filed after a final rejection. No Notice of Appeal has been filed. To avoid abandonment of this application, applicant must timely file one of the following replies: (1) an amendment, affidavit, or other evidence, which places the application in condition for allowance; (2) a Notice of Appeal (with appeal fee) in compliance with 37 CFR 41.31; or (3) a Request for Continued Examination (RCE) in compliance with 37 CFR 1.114 if this is a utility or plant application. Note that RCEs are not permitted in design applications. The reply must be filed within one of the following time periods:
   a) ☐ The period for reply expires _____months from the mailing date of the final rejection.
   b) ☒ The period for reply expires on: (1) the mailing date of this Advisory Action; or (2) the date set forth in the final rejection, whichever is later. In no event, however, will the statutory period for reply expire later than SIX MONTHS from the mailing date of the final rejection.
   c) ☐ A prior Advisory Action was mailed more than 3 months after the mailing date of the final rejection in response to a first after-final reply filed within 2 months of the mailing date of the final rejection. The current period for reply expires months from the mailing date of *the prior Advisory Action* or SIX MONTHS from the mailing date of the final rejection, whichever is earlier.

   Examiner Note: If box 1 is checked, check either box (a), (b) or (c). ONLY CHECK BOX (b) WHEN THIS ADVISORY ACTION IS THE FIRST RESPONSE TO APPLICANT'S FIRST AFTER-FINAL REPLY WHICH WAS FILED WITHIN TWO MONTHS OF THE FINAL REJECTION. ONLY CHECK BOX (c) IN THE LIMITED SITUATION SET FORTH UNDER BOX (c). See MPEP 706.07(f).

Extensions of time may be obtained under 37 CFR 1.136(a). The date on which the petition under 37 CFR 1.136(a) and the appropriate extension fee have been filed is the date for purposes of determining the period of extension and the corresponding amount of the fee. The appropriate extension fee under 37 CFR 1.17(a) is calculated from: (1) the expiration date of the shortened statutory period for reply originally set in the final Office action; or (2) as set forth in (b) or (c) above, if checked. Any reply received by the Office later than three months after the mailing date of the final rejection, even if timely filed, may reduce any earned patent term adjustment. See 37 CFR 1.704(b).

NOTICE OF APPEAL

2. ☐ The Notice of Appeal was filed on _____. A brief in compliance with 37 CFR 41.37 must be filed within two months of the date of filing the Notice of Appeal (37 CFR 41.37(a)), or any extension thereof (37 CFR 41.37(e)), to avoid dismissal of the appeal. Since a Notice of Appeal has been filed, any reply must be filed within the time period set forth in 37 CFR 41.37(a).

AMENDMENTS

3. ☒ The proposed amendments filed after a final rejection, but prior to the date of filing a brief, will not be entered because
   a) ☒ They raise new issues that would require further consideration and/or search (see NOTE below);
   b) ☐ They raise the issue of new matter (see NOTE below);
   c) ☐ They are not deemed to place the application in better form for appeal by materially reducing or simplifying the issues for appeal; and/or
   d) ☒ They present additional claims without canceling a corresponding number of finally rejected claims.

   NOTE: *The proposed amendment of claim 18 requires further consideration and search because now the claim requires that the vent passage extends through the domed portion of the base.*. (See 37 CFR 1.116 and 41.33(a)).
4. ☐ The amendments are not in compliance with 37 CFR 1.121. See attached Notice of Non-Compliant Amendment (PTOL-324).
5. ☐ Applicant's reply has overcome the following rejection(s): _____.
6. ☐ Newly proposed or amended claim(s) _____ would be allowable if submitted in a separate, timely filed amendment canceling the non-allowable claim(s).
7. ☒ For purposes of appeal, the proposed amendment(s): (a) ☒ will not be entered, or (b) ☐ will be entered, and an explanation of how the new or amended claims would be rejected is provided below or appended.

AFFIDAVIT OR OTHER EVIDENCE

8. ☐ A declaration(s)/affidavit(s) under **37 CFR 1.130(b)** was/were filed on _____.
9. ☐ The affidavit or other evidence filed after final action, but before or on the date of filing a Notice of Appeal will not be entered because applicant failed to provide a showing of good and sufficient reasons why the affidavit or other evidence is necessary and was not earlier presented. See 37 CFR 1.116(e).
10. ☐ The affidavit or other evidence filed after the date of filing the Notice of Appeal, but prior to the date of filing a brief, will not be entered because the affidavit or other evidence failed to overcome all rejections under appeal and/or appellant fails to provide a showing of good and sufficient reasons why it is necessary and was not earlier presented. See 37 CFR 41.33(d)(1).
11. ☐ The affidavit or other evidence is entered. An explanation of the status of the claims after entry is below or attached.

REQUEST FOR RECONSIDERATION/OTHER

12. ☐ The request for reconsideration has been considered but does NOT place the application in condition for allowance because: _____.
13. ☐ Note the attached Information *Disclosure Statement*(s). (PTO/SB/08) Paper No(s). _____
14. ☐ Other: _____.

STATUS OF CLAIMS

15. The status of the claim(s) is (or will be) as follows:
    Claim(s) allowed: .
    Claim(s) objected to: .
    Claim(s) rejected: 2-8 and 14-18.
    Claim(s) withdrawn from consideration:

/Fenn C Mathew/ Supervisory Patent Examiner, Art Unit 3781	/CYNTHIA COLLADO/ Examiner, Art Unit 3781

Nanobebe US Inc., Ex. 1002, Page 351
Nanobebe US Inc. v. Mayborn (UK) Limited et al.

DO NOT ENTER: /C.F.C/

IN THE UNITED STATES PATENT AND TRADEMARK OFFICE

Applicants:	Rees et al.	)	Confirmation No.: 6509
		)	
Serial No.:	14/551,783	)	Group Art Unit: 3643
		)	
Filed:	November 24, 2014	)	Examiner: Cynthia F. Collado
		)	
For:	BABY BOTTLE WITH FLEXIBLE NIPPLE REGIONS	)	Attorney Docket No.: JM-4.2

RESPONSE TO FINAL OFFICE ACTION

MAIL STOP AF
Commissioner for Patents
P.O. Box 1450
Alexandria, VA 22313-1450

Sir:

This communication is submitted in response to the Office Action mailed July 25, 2017 in the above-identified application.

Amendments to the Claims begin on page 2 of this document.

Remarks begin on page 4 of this document.

IN THE UNITED STATES PATENT AND TRADEMARK OFFICE

Applicants:	Rees et al.	)	Confirmation No.: 6509
		)	
Serial No.:	14/551,783	)	Group Art Unit: 3643
		)	
Filed:	November 24, 2014	)	Examiner: Cynthia F. Collado
		)	
For:	BABY BOTTLE WITH FLEXIBLE NIPPLE REGIONS	)	Attorney Docket No.: JM-4.2

RESPONSE TO FINAL OFFICE ACTION

MAIL STOP AF
Commissioner for Patents
P.O. Box 1450
Alexandria, VA 22313-1450

Sir:

This communication is submitted in response to the Office Action mailed July 25, 2017 in the above-identified application.

Amendments to the Claims begin on page 2 of this document.

Remarks begin on page 4 of this document.

AMENDMENTS TO THE CLAIMS

1. (Canceled).

2. (Previously presented) The feeding bottle of claim 18 wherein the vessel has two indentations.

3. (Previously presented) The feeding bottle of claim 18 wherein the flange forms an elastomer sealing ring sealing against the top of the vessel.

4. (Previously presented) The feeding bottle of claim 18 wherein the open top of the vessel comprises a vessel neck.

5. (Previously presented) The feeding bottle of claim 18 wherein the open top of the vessel comprises an outwardly threaded vessel neck.

6. (Previously presented) The feeding bottle of claim 18 wherein the internally threaded cylindrical portion of the collar is sized to mate with the open top of the vessel.

7. (Previously presented) The feeding bottle of claim 18 wherein the collar comprises polypropylene.

8. (Previously presented) The feeding bottle of claim 18 wherein the air valve is a one-way air-inlet valve.

9. (Canceled).

10. (Canceled).

11. (Canceled).

12. (Canceled).

13. (Canceled).

14. (Previously presented) The feeding bottle of claim 18 wherein an outer surface of the teat portion has a first texture and an outer surface of the areola portion has a second texture.

15. (Previously presented) The feeding bottle of claim 18 wherein an inner surface of the areola portion has at least one groove extending circumferentially.

16. (Previously presented) The feeding bottle of claim 18 wherein the teat walls decrease in thickness from the base portion through to the teat portion.

17. (Previously presented) The feeding bottle of claim 18 wherein the air valve is located below a top edge of the collar.

Nanobebe US Inc., Ex. 1002, Page 354
Nanobebe US Inc. v. Mayborn (UK) Limited et al.

18. (Currently amended) A feeding bottle comprising:

a) a vessel having:

an open top with a first diameter,

a body with a second diameter,

the body being connected with the open top, and the first diameter of the open top being less than the second diameter of the body;

b) a collar having:

an internally threaded cylindrical portion,

a downwardly domed peripheral portion surrounding and extending from the cylindrical portion,

c) a nipple having:

a teat portion having a variable wall thickness including an aperture,

a base portion having a wall thickness in a domed configuration,

an areola portion between the teat portion and the base portion,

a cylindrical flange depending from the base portion,

at least one vent passage extending through the domed portion of the base portion and spaced inwardly from the collar,

a valve portion in communication with the vent passage and projecting downwardly from the flange,

the flange being arranged to seal with the vessel;

d) the nipple being secured to the collar by sealingly capturing the inner edge of the collar between the base portion (116) and the flange (141) and

e) the nipple being secured to the vessel by capturing the flange of the nipple between the collar and the open top of the vessel.

Nanobebe US Inc., Ex. 1002, Page 355
Nanobebe US Inc. v. Mayborn (UK) Limited et al.

REMARKS

Status of the Application

1. Claims 1 and 9-13 were previously canceled.
2. Claims 2-8 and 14-18 are pending.
3. Claim 18 has been amended.
4. No new matter has been added.

Obviousness Rejection of Claims 2-8 and 14-18

In the present Office Action, claims 2-8 and 14-18 were rejected under 35 USC 103(a) as being unpatentable over Morano (U.S. Patent No. 6,959,827) in view of Lerman (U.S. Patent No. 2,688,326) and further in view of Uehara (U.S. Pub. No. 2003/0089676).

A patent may not be granted where "the differences between the subject matter sought to be patented and the prior art are such that the subject matter as a whole would have been obvious at the time the invention was made to a person having ordinary skill in the art to which said subject matter pertains." *KSR Int'l Co. v. Teleflex Inc.*, 127 S.Ct. 1727, 1734 (2007); citing 35 U.S.C. §103. The question of obviousness is resolved on the basis of underlying factual determinations including: (1) the scope and content of the prior art. (2) any differences between the claimed subject matter and the prior art, and (3) the level of skill in the art. *Graham v. John Deere Co.*,383 U.S. 1, 17-18, 148 USPQ 459, 467 (1966).

"Often, it will be necessary for a court to look to interrelated teachings of multiple patents; the effects of demands known to the design community or present in the marketplace; and the background knowledge possessed by a person having ordinary skill in the art, all in order to determine whether there was an apparent reason to combine the known elements in the fashion claimed by the patent at issue." *KSR*, 127 S.Ct. at 1740-41. "To facilitate review, this analysis should be made explicit." *Id.* "[R]ejections on obviousness grounds cannot be sustained by mere conclusory statements; instead, there must be some articulated reasoning with some rational underpinning to support the legal conclusion of obviousness." *In re Kahn*, 441 F.3d 977, 988, 78 USPQ2d 1329, 1336 (Fed. Cir. 2006).

It is the Examiner's burden to establish prima facie obviousness. *See, In re Rijckaert*, 9 F.3d 1531, 1532 (Fed. Cir. 1993). First, the Examiner must demonstrate that the cited prior art

Nanobebe US Inc., Ex. 1002, Page 356
Nanobebe US Inc. v. Mayborn (UK) Limited et al.

includes "a suggestion of all the elements in a claim." *Ex parte Alexander*, 86 USPQ2d 1120, 1122 (Bd. Pat. App. & Int. 2007); citing *CFMT, Inc. v. Yieldup Int'l. Corp.*, 349 F.3d 1333, 1342 (Fed. Cir. 2003). Second, the Examiner must provide evidence that would demonstrate "a reason that would have prompted a person of ordinary skill in the relevant field to combine the elements in the way the claimed new invention does." *Id.* citing *KSR*, 127 S.Ct. at 1741.

Applicants continue to disagree with the Examiner's positions, but, in an effort to move prosecution of this application along, have further amended claim 18, the only independent claim, to call for a nipple having "a base portion having a wall thickness in a domed configuration" and "at least one vent passage" which is specifically "extending through the domed portion of the base portion and spaced inwardly from the collar." That configuration is shown in annotated Fig. 4 reproduced below.

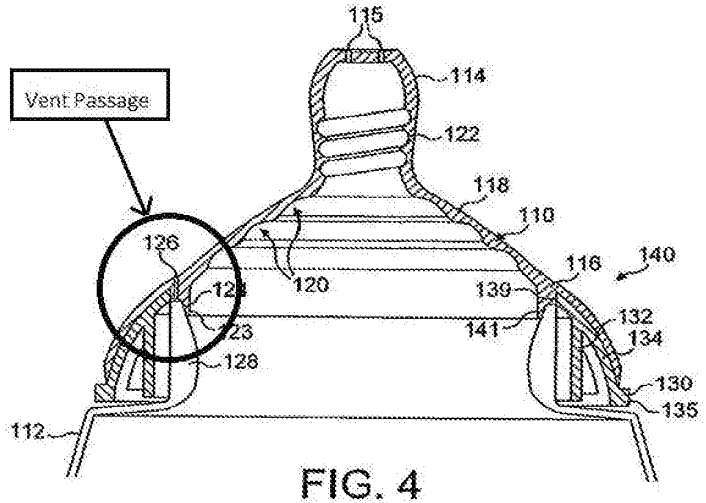

FIG. 4

As amended, claim 18 calls for the vent passage to be located to extend through the domed portion of the base portion of the nipple, a feature not taught or suggested by the prior art relied upon by the Examiner. In addition, claim 18 has always called for the "vent passage" to be "spaced inwardly from the collar," a limitation never addressed by the Examiner.

Applicants respectfully traverse the obviousness rejection based on Morano in view of Lerman and further in view of Uehara for the following reasons.

While Applicants do not believe that Morano teaches or suggests the elements relied upon by the Examiner, Applicants note that the Examiner has acknowledged that "Morano fails

Nanobebe US Inc., Ex. 1002, Page 357
Nanobebe US Inc. v. Mayborn (UK) Limited et al.

to show a vent passage extending through the domed base portion, a valve portion in communication with the vent passage and projecting downwardly from the flange" as called for by claim 18. 07/25/2017 Office Action, p. 3. By looking to Uehara, the Examiner also acknowledges that Morano does not disclose "a teat portion having a variable wall thickness including an aperture." 07/25/2017 Office Action, p. 4.

The Examiner now relies on Lerman to cure Morano's failure to show a "vent passage extending through the domed base portion, a valve portion in communication with the vent passage and projecting downwardly from the flange." 07/25/2017 Office Action, pp. 3-4. The disclosure of Lerman and Uehara are the same with regard to the location of the "vent passage" limitation. Applicants submit that the Lerman fails to disclose the structure and location of the "vent passage" for the same reasons that that Uehara, a reference that the Examiner previously relied upon, failed to disclose the structure and location of a "vent passage extending through the base portion...."

Indeed, in the last Office Action, the Examiner relied on Uehara as set forth below to show a "vent passage" which is "extending through the base portion." 02/08/2017 Office Action, pp. 4-6.

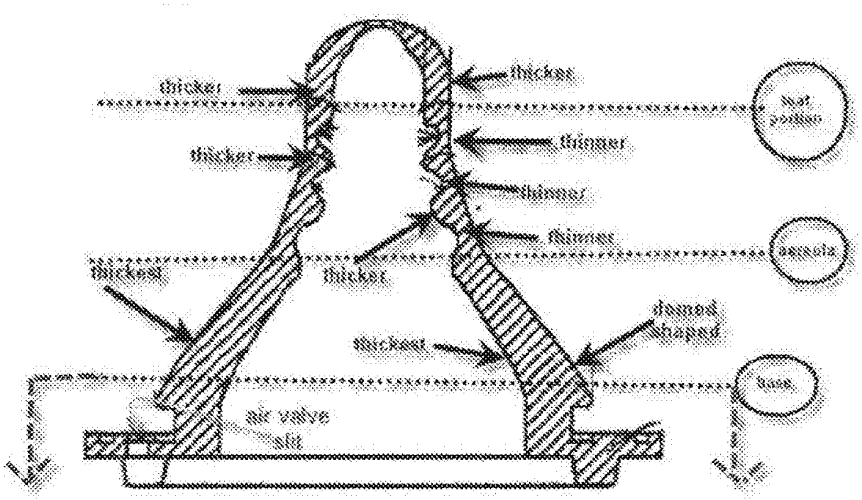

According to the Examiner's annotations, the "air valve slit" of Uehara was located in the "base" portion of the nipple and therefore, when combined with Morano, the combination rendered original claim 18 obvious.

Nanobebe US Inc., Ex. 1002, Page 358
Nanobebe US Inc. v. Mayborn (UK) Limited et al.

In response to that combination, Applicants further amended claim 18 to call for "at least one vent passage" which is "extending through the domed base portion." 04/13/2017 Response to Office Action, p. 3. Applicants also presented a side-by-side comparison of their annotated Fig. 4 with the Examiner's annotated figure from Uehara, set forth below.

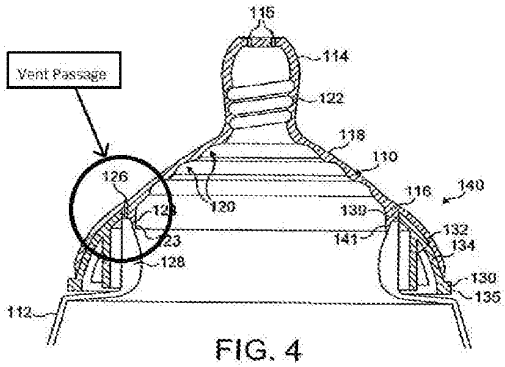

FIG. 4

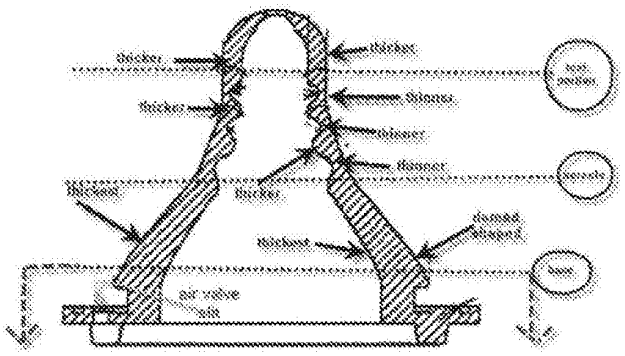

Applicants noted that while the "vent passage" of amended claim 18 was located on the "domed base portion" of the nipple and "spaced inwardly from the collar," the "air valve slit" of Uehara was not located on the "domed shaped" portion of the nipple but rather on the flat portion of the nipple which lies beneath the collar (when assembled). Applicants further noted that, by lying beneath the collar, the air valve slit of Uehara cannot be "spaced inwardly from the collar" as also called for by amended claim 18.

In view of that amendment and argument, the Examiner no longer relies upon Uehara as disclosing "at least one vent passage" which is "extending through the domed base portion" and instead relies upon Lerman. 07.25.2017 Office Action, pp. 3-4. According to the Examiner, Lerman discloses "a vent passage extending through the domed base portion, a valve portion in communication with the vent passage and projecting downwardly from the flange (fig. 1, element 44 and 42 where slit 42, serves as an air vent so that when suction is applied to the nipple the air will pass through the slit, the slit forms two adjacent wall surfaces which forms the lips of the valves)." 07/25/2017 Office Action, p. 3.

Figures 1 and 6 of Lerman are reproduced on the following page.

Nanobebe US Inc., Ex. 1002, Page 359
Nanobebe US Inc. v. Mayborn (UK) Limited et al.

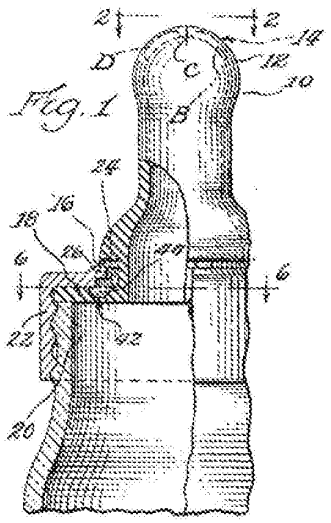

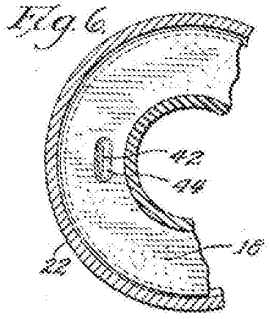

As described in the Lerman patent and shown in Fig. 6, elements 44 and 42 are formed in flange portion 18 of the nipple 10. '326, col. 3, ll. 45-50. As described and shown in Figure 1, the flange portion 18 is positioned adjacent the top of the nursing bottle 20 and, when the bottle is assembled, retaining cap 22 is threadedly secured to the bottle and "rests over the flange portion 18 of the nipple." '326 patent, col. 2, ll. 17-26. In other words, in Lerman, elements 44 and 42 are located on the flange portion of the nipple and lie below the retaining cap 22 when the nursing bottle is fully assembled.

The Examiner seems to be interpreting the flange portion 18 of Lerman as part of the domed base portion of claim 18. Applicants believe that the Examiner's attempt to equate the arrangement and location of the elements 44 and 42 of Lerman with the arrangement and location of the vent passage of the present invention is improper and distorts the disclosure of Lerman. Indeed, Applicants submit that, Lerman teaches away from the claimed invention because of the location of elements 44 and 42 on the flange portion 18, which is not on the domed portion of the base portion, requires a cooperation between the retaining cap 22 and flange portion 18 of Lerman that is not found in the claimed invention.

In an effort to clarify the location of the "vent passage" as called for by the present claims, claim 18 has been further amended to call for "at least one vent passage" which specifically extends "through the domed portion of the base portion." By way of this

Nanobebe US Inc., Ex. 1002, Page 360
Nanobebe US Inc. v. Mayborn (UK) Limited et al.

amendment, Applicants distinctly point out that the vent passage of amended claim 18 is located on "the domed portion of the base portion" of the nipple and not on the flange portion 18 of Lerman. Lerman does not disclose or suggest a vent passage located on the domed portion of the base portion as called for by amended claim 18.

Moreover, amended claim 18 also calls for the vent passage to be "spaced inwardly from the collar." While that limitation is not mentioned in the Office Action, Applicants submit that Lerman fails to disclose or suggest that element of amended claim 18. As set forth above, elements 44 and 42 of Lerman, which the Examiner relies upon, are located on flange portion 18, which when the nursing bottle is fully assembled, lie below the retaining cap 22. Thus, Lerman discloses elements 44 and 42 which lie below the cap of the bottle, not a vent passage that is "spaced inwardly from the collar" as called for by amended claim 18.

Indeed, Applicants point to the side-by-side comparison of their annotated Fig. 4 with annotated Figure 1 from Lerman, set forth on the following page.

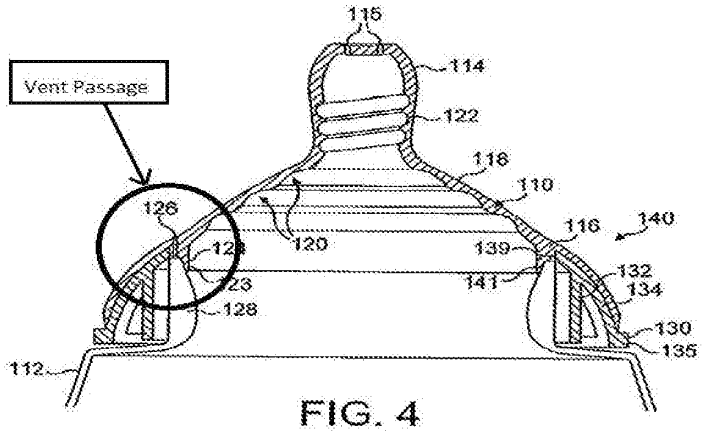

FIG. 4

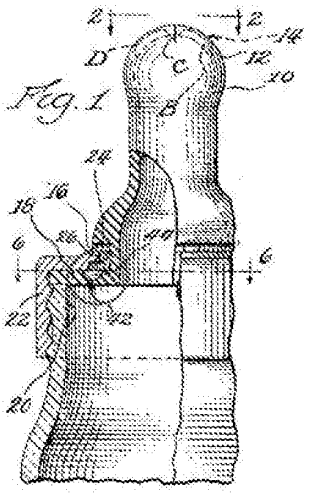

The "vent passage" of amended 18 is located on the "domed portion of base portion" of the nipple and "spaced inwardly from the collar." Elements 44 and 42 of Lerman (circled in red above), on the other hand, are not located on the "domed shaped" portion of the nipple but rather on the flange portion 18 of the nipple which lies beneath the cap (when assembled). In addition, by lying below the cap (or collar), elements 44 and 42 of Lerman cannot be "spaced inwardly from the collar" as also called for by amended claim 18.

Nanobebe US Inc., Ex. 1002, Page 361
Nanobebe US Inc. v. Mayborn (UK) Limited et al.

It is not enough to simply allege a corresponding structure without considering the full extent of the claimed feature. Since Lerman does not disclose or suggest "at least one vent passage" which is "extending through the domed portion of the base portion" and is "spaced inwardly from the collar" as called for by amended claim 18, Lerman does not and cannot cure the deficiencies in Morano that the Examiner has identified. Moreover, as Applicants previously noted, Lerman teaches away from the claimed invention because of the location of elements 44 and 42 requires a cooperation between the retaining cap 22 and flange portion 18 that is not found in the claimed invention.

Thus, there is simply no teaching, suggestion or motivation in Morano or Lerman to combine the references in the manner in which the Examiner has to render amended claim 18 obvious in view of those references. Amended claim 18 is allowable and, since claims 2-8 and 14-17 depend from claim 18, they are allowable for at least the reasons given above.

The Examiner relies on Uehara, in combination with Morano and Lerman, as the basis for finding claim 18, and the claims dependent thereon, obvious. The Examiner specifically relies upon Uehara as disclosing "an elastic teat portion having a variable wall thickness" which includes "an aperture." 7/25/2017 Office Action, p. 4. Applicants submit that combining Uehara with Morano and Lerman does not cure the deficiencies set forth above in the combination of Morano and Lerman and fails to render claim 18 as amended (as well as the dependent claims) obvious.

Indeed, as pointed out above, the Examiner has acknowledged that Uehara did not teach or suggest "at least one vent passage" which is "extending through the domed base portion" and is "spaced inwardly from the collar." Thus, there is no suggestion, teaching or motivation in Morano, Lerman or Uehara to combine those references in the manner in which the Examiner has. None of those references disclose or suggest, as amended claim 18 calls for, "at least one vent passage" which is "extending through the domed portion of the base portion" and is "spaced inwardly from the collar."

Thus, even if Uehara were to disclose "an elastic teat portion having a variable wall thickness" and includes "an aperture," that disclosure does not cure the deficiencies of the combination of Morano and Lerman relied upon by the Examiner. Uehara does not contain any teaching or suggestion of a feeding bottle having a nipple with "at least one vent passage" which

Nanobebe US Inc., Ex. 1002, Page 362
Nanobebe US Inc. v. Mayborn (UK) Limited et al.

is "extending through the domed portion of the base portion" and is "spaced inwardly from the collar" as called for by amended claim 18. Absent such a disclosure, the Examiner's reliance on Uehara as showing an elastic teat cannot render amended claim 18 obvious in view of Morano and Lerman.

In short, Uehara does not cure the deficiencies in the combination of Morano and Lerman and cannot and should not be relied upon to render the claims obvious. Amended claim 18 and dependent claims 2-8 and 14-17 are patentable over the references relied upon by the Examiner and the obviousness rejections should be withdrawn.

Conclusion

In view of the foregoing, Applicants submit that amended claim 18 and dependent claims 2-8 and claims 14-17 are in condition for allowance and request passage of this application to issue. It is Applicants' understanding that no fees should be due with the filing of this response. However should any additional fees be required, please charge our Deposit Account No. 15-0508.

Respectfully submitted,

Date: September 22, 2017

By /Arne M. Olson/
Arne M. Olson (Reg. No. 30,203)

OLSON & CEPURITIS, LTD.
20 North Wacker Drive, 36th Floor
Chicago, Illinois 60606
(312) 580-1180
Attorneys for Applicants

CERTIFICATE OF ELECTRONIC TRANSMISSION

I hereby certify that this paper and any attachments are being transmitted via the U.S. Patent and Trademark (USPTO) Electronic Filing System (EFS-Web) to the USPTO on September 22, 2017.

/Arne M. Olson/
Arne M. Olson

Nanobebe US Inc., Ex. 1002, Page 363
Nanobebe US Inc. v. Mayborn (UK) Limited et al.

Electronic Acknowledgement Receipt

EFS ID:	30447210
Application Number:	14551783
International Application Number:	
Confirmation Number:	6509
Title of Invention:	Baby Bottle With Flexible Nipple Regions
First Named Inventor/Applicant Name:	Arnold Rees
Customer Number:	2387
Filer:	Kathleen A. Lyons/Rebecca Lyons
Filer Authorized By:	Kathleen A. Lyons
Attorney Docket Number:	JM-4.2
Receipt Date:	22-SEP-2017
Filing Date:	24-NOV-2014
Time Stamp:	13:57:57
Application Type:	Utility under 35 USC 111(a)

Payment information:

Submitted with Payment	no

File Listing:

Document Number	Document Description	File Name	File Size(Bytes)/ Message Digest	Multi Part /.zip	Pages (if appl.)
1	Response After Final Action	Resp_Final_7_25_17.pdf	458451 a6263e2b98314e77f2a84000becb1d052cc11e2d	no	11

Warnings:

Information:	
Total Files Size (in bytes):	458451

This Acknowledgement Receipt evidences receipt on the noted date by the USPTO of the indicated documents, characterized by the applicant, and including page counts, where applicable. It serves as evidence of receipt similar to a Post Card, as described in MPEP 503.

New Applications Under 35 U.S.C. 111

If a new application is being filed and the application includes the necessary components for a filing date (see 37 CFR 1.53(b)-(d) and MPEP 506), a Filing Receipt (37 CFR 1.54) will be issued in due course and the date shown on this Acknowledgement Receipt will establish the filing date of the application.

National Stage of an International Application under 35 U.S.C. 371

If a timely submission to enter the national stage of an international application is compliant with the conditions of 35 U.S.C. 371 and other applicable requirements a Form PCT/DO/EO/903 indicating acceptance of the application as a national stage submission under 35 U.S.C. 371 will be issued in addition to the Filing Receipt, in due course.

New International Application Filed with the USPTO as a Receiving Office

If a new international application is being filed and the international application includes the necessary components for an international filing date (see PCT Article 11 and MPEP 1810), a Notification of the International Application Number and of the International Filing Date (Form PCT/RO/105) will be issued in due course, subject to prescriptions concerning national security, and the date shown on this Acknowledgement Receipt will establish the international filing date of the application.

UNITED STATES PATENT AND TRADEMARK OFFICE

UNITED STATES DEPARTMENT OF COMMERCE
United States Patent and Trademark Office
Address: COMMISSIONER FOR PATENTS
P.O. Box 1450
Alexandria, Virginia 22313-1450
www.uspto.gov

APPLICATION NO.	FILING DATE	FIRST NAMED INVENTOR	ATTORNEY DOCKET NO.	CONFIRMATION NO.
14/551,783	11/24/2014	Arnold Rees	JM-4.2	6509

2387 7590 07/25/2017

Olson & Cepuritis, LTD.
20 NORTH WACKER DRIVE
36TH FLOOR
CHICAGO, IL 60606

EXAMINER	
COLLADO, CYNTHIA FRANCISCA	

ART UNIT	PAPER NUMBER
3781	

MAIL DATE	DELIVERY MODE
07/25/2017	PAPER

Please find below and/or attached an Office communication concerning this application or proceeding.

The time period for reply, if any, is set in the attached communication.

Nanobebe US Inc., Ex. 1002, Page 366
Nanobebe US Inc. v. Mayborn (UK) Limited et al.

Office Action Summary	Application No. 14/551,783	Applicant(s) REES ET AL.	
	Examiner CYNTHIA COLLADO	Art Unit 3781	AIA (First Inventor to File) Status No

-- The MAILING DATE of this communication appears on the cover sheet with the correspondence address --

Period for Reply

A SHORTENED STATUTORY PERIOD FOR REPLY IS SET TO EXPIRE *3* MONTHS FROM THE MAILING DATE OF THIS COMMUNICATION.

- Extensions of time may be available under the provisions of 37 CFR 1.136(a). In no event, however, may a reply be timely filed after SIX (6) MONTHS from the mailing date of this communication.
- If NO period for reply is specified above, the maximum statutory period will apply and will expire SIX (6) MONTHS from the mailing date of this communication.
- Failure to reply within the set or extended period for reply will, by statute, cause the application to become ABANDONED (35 U.S.C. § 133). Any reply received by the Office later than three months after the mailing date of this communication, even if timely filed, may reduce any earned patent term adjustment. See 37 CFR 1.704(b).

Status

1)☒ Responsive to communication(s) filed on *4/13/2017*.

☐ A declaration(s)/affidavit(s) under **37 CFR 1.130(b)** was/were filed on _____.

2a)☒ This action is **FINAL**. 2b)☐ This action is non-final.

3)☐ An election was made by the applicant in response to a restriction requirement set forth during the interview on _____; the restriction requirement and election have been incorporated into this action.

4)☐ Since this application is in condition for allowance except for formal matters, prosecution as to the merits is closed in accordance with the practice under *Ex parte Quayle*, 1935 C.D. 11, 453 O.G. 213.

Disposition of Claims*

5)☒ Claim(s) *2-8 and 14-18* is/are pending in the application.

5a) Of the above claim(s) _____ is/are withdrawn from consideration.

6)☐ Claim(s) _____ is/are allowed.

7)☒ Claim(s) *2-8 and 14-18* is/are rejected.

8)☐ Claim(s) _____ is/are objected to.

9)☐ Claim(s) _____ are subject to restriction and/or election requirement.

* If any claims have been determined allowable, you may be eligible to benefit from the **Patent Prosecution Highway** program at a participating intellectual property office for the corresponding application. For more information, please see http://www.uspto.gov/patents/init_events/pph/index.jsp or send an inquiry to PPHfeedback@uspto.gov.

Application Papers

10)☐ The specification is objected to by the Examiner.

11)☒ The drawing(s) filed on *11/24/2014* is/are: a)☒ accepted or b)☐ objected to by the Examiner.

Applicant may not request that any objection to the drawing(s) be held in abeyance. See 37 CFR 1.85(a).

Replacement drawing sheet(s) including the correction is required if the drawing(s) is objected to. See 37 CFR 1.121(d).

Priority under 35 U.S.C. § 119

12)☐ Acknowledgment is made of a claim for foreign priority under 35 U.S.C. § 119(a)-(d) or (f).

Certified copies:

a)☐ All b)☐ Some** c)☐ None of the:

1.☐ Certified copies of the priority documents have been received.

2.☐ Certified copies of the priority documents have been received in Application No. _____.

3.☐ Copies of the certified copies of the priority documents have been received in this National Stage application from the International Bureau (PCT Rule 17.2(a)).

** See the attached detailed Office action for a list of the certified copies not received.

Attachment(s)

1) ☒ Notice of References Cited (PTO-892)

2) ☐ Information Disclosure Statement(s) (PTO/SB/08a and/or PTO/SB/08b) Paper No(s)/Mail Date _____.

3) ☐ Interview Summary (PTO-413) Paper No(s)/Mail Date. _____ .

4) ☐ Other: _____.

Nanobebe US Inc., Ex. 1002, Page 367
Nanobebe US Inc. v. Mayborn (UK) Limited et al.

The present application is being examined under the pre-AIA first to invent provisions.

DETAILED ACTION

Claim Rejections - 35 USC § 103

The following is a quotation of 35 U.S.C. 103(a) which forms the basis for all obviousness rejections set forth in this Office action:

> (a) A patent may not be obtained though the invention is not identically disclosed or described as set forth in section 102 of this title, if the differences between the subject matter sought to be patented and the prior art are such that the subject matter as a whole would have been obvious at the time the invention was made to a person having ordinary skill in the art to which said subject matter pertains. Patentability shall not be negatived by the manner in which the invention was made.

The factual inquiries set forth in *Graham* v. *John Deere Co.*, 383 U.S. 1, 148 USPQ 459 (1966), that are applied for establishing a background for determining obviousness under 35 U.S.C. 103(a) are summarized as follows:

1. Determining the scope and contents of the prior art.
2. Ascertaining the differences between the prior art and the claims at issue.
3. Resolving the level of ordinary skill in the pertinent art.
4. Considering objective evidence present in the application indicating obviousness or nonobviousness.

Claims 2-8, 14-18 are rejected under 35 U.S.C. 103(a) as being unpatentable over Morano (US Patent No.6, 959, 827) in view of Lerman(US Patent No.2,688,326) and further in view of Uehara (US 2003/0089676).

[Claim 18] Morano discloses a nipple (see fig below) having a teat and an areola portion (see teat above areola in fig below), a base portion having a wall thickness in a

domed configuration, a flange having a downwardly depending cylindrical portion and connected to the base portion(see fig below),

the vessel having: an open top with a first diameter(see fig below), a body with a second diameter(see fig below), the body being connected with the open top(see fig below), and the first diameter of the open top being less than the second diameter of the body(see fig below); the collar having: an internally threaded cylindrical portion, a downwardly domed peripheral portion surrounding and extending from the cylindrical portion(see fig below), and the nipple being secured to the vessel with the flange of the nipple being captured between the collar and the open top of the vessel and the flange being arranged to seal with a vessel(see fig below),the nipple being secured to the collar by sealingly capturing the inner edge of the collar between the base portion and the flange (see fig below).

Morano fails to show a vent passage extending through the domed base portion, a valve portion in communication with the vent passage and projecting downwardly from the flange.

Lerman discloses a vent passage extending through the domed base portion, a valve portion in communication with the vent passage and projecting downwardly from the flange (fig 1, element 44 and 42 where slit 42, serves as an air vent so that when suction is applied to the nipple the air will pass through the slit, the slit forms two adjacent wall surfaces which form the lips of the valves). Based on the teaching of Lerman , it would have been obvious to one having ordinary skill in the art at the time the invention was made to have a vent passage extending through the domed base

portion, a valve portion in communication with the vent passage and projecting downwardly from the flange (fig 1, element 44 and 42 , see slit 42 on the domed portion in fig 1 which serves as an air vent so that when suction is applied to the nipple the air will pass through the slit, the slit forms two adjacent wall surfaces which form the lips of the valves). One advantage would be to allow the required amount of fluid to pass into the infant's mouth without gagging and without tiring the infant (col 1, lines 11-18). The combination above fails to disclose a teat portion having a variable wall thickness.

The reference to Uehara discloses an elastic teat portion having a variable wall thickness (see fig below) including an aperture (see fluid opening),

Based on the teaching of Uehara it would have been obvious to one having ordinary skill in the art at the time the invention was made to a teat portion having a variable wall thickness (see fig below) including an aperture(see fluid opening)to allow the nipple to behave in the same manner as the nipple of the mother.

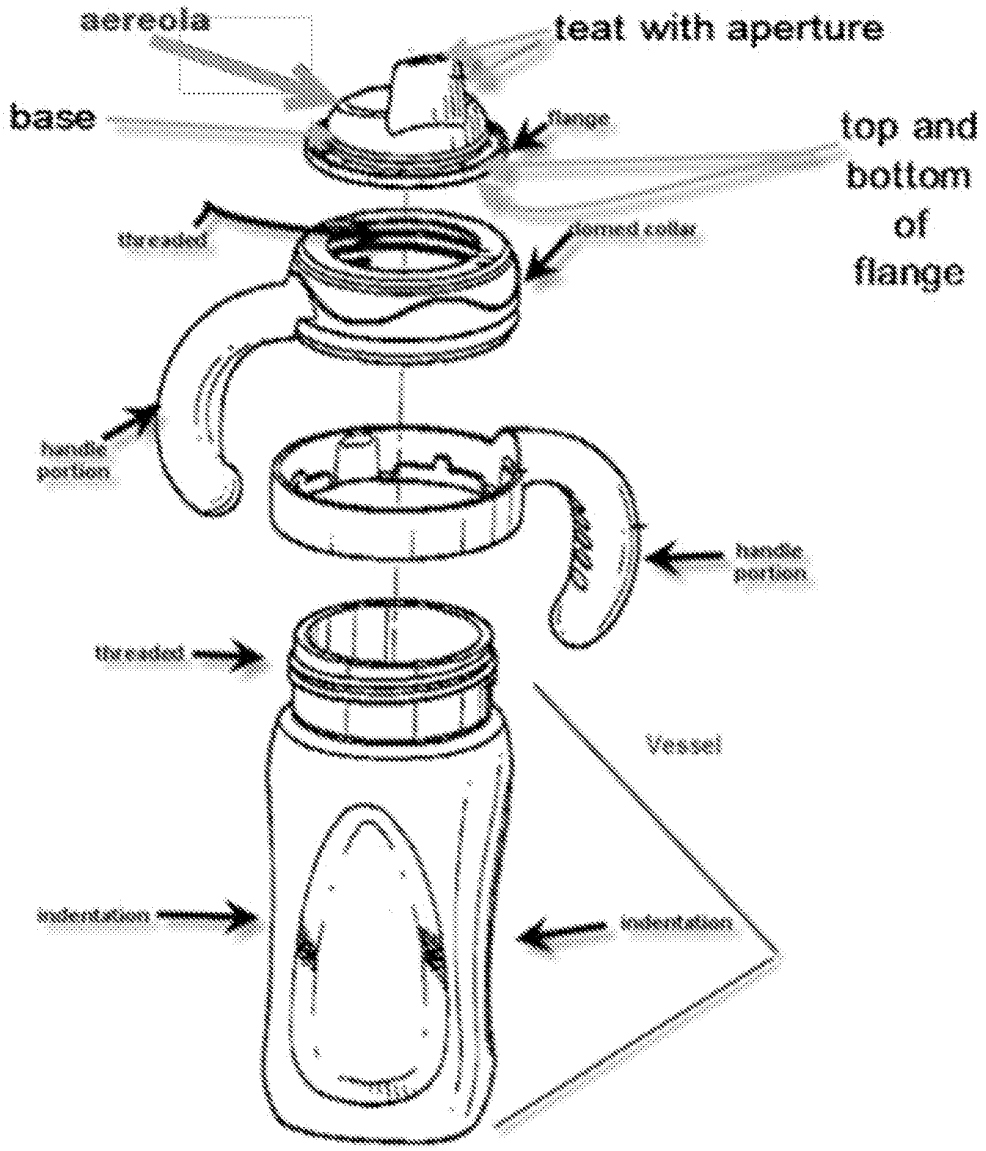
areola
teat with aperture
base
top and bottom of flange
Vessel

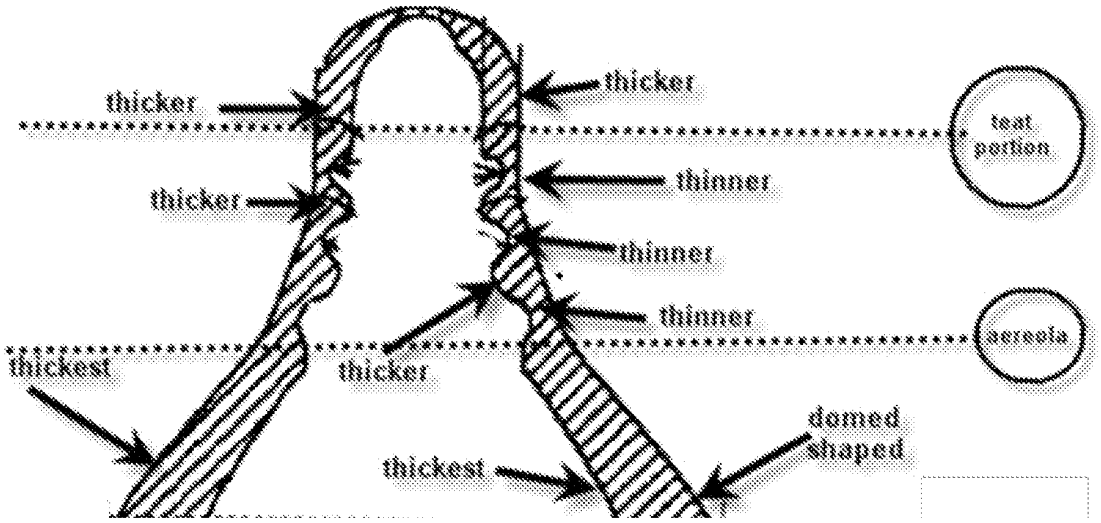

[Claim 2] Morano as modified discloses wherein the vessel has two indentations (see **Morano** in the fig above).

[Claim 3] Morano as modified discloses the claimed invention of claim 18 except for the flange forming an elastomer sealing ring sealing against the top of the vessel (see **Uehara** in fig above also [0072]). One advantage would be to prevent leakage. Based on the teaching of Uehara, it would have been obvious to one having ordinary skill in the art at the time the invention was made to an elastomer sealing ring sealing against the top of the vessel (see **Uehara** in fig above also [0072] where the nipple including the edge is made of rubber). One advantage would be to prevent leakage of the contents within the vessel.

[Claim 4] Morano as modified discloses wherein the open top of the vessel comprises a vessel neck (see **Morano**, in the fig above).

[Claim 5] Morano as modified discloses wherein the open top of the vessel comprises an outwardly threaded vessel neck (see **Morano**, in the fig above).

[Claim 6] Morano as modified discloses wherein the internally threaded cylindrical portion of the collar is sized to mate with the open top of the vessel (see **Morano**, in the fig above).

[Claim 7] Morano as modified discloses wherein the collar comprises polypropylene (see **Morano**, col 3, lines 27-30).

[Claim 8] Morano as modified discloses wherein the air valve is a one-way air-inlet valve (See, **Lerman** fig 1, element 44 and 42 where slit 42, serves as an air vent so that when suction is applied to the nipple the air will pass through the slit, the slit forms two adjacent wall surfaces which form the lips of the valves). One advantage would be to allow the required amount of fluid to pass into the infant's mouth without gagging and without tiring the infant (col 1, lines 11-18).

[Claim 14] Morano as modified discloses a teat having a texture, however the combination of claim 18 fails to disclose an outer surface of the teat portion has a first texture and an outer surface of the areola portion has a second texture. At the time the invention was made, it would have been an obvious matter of design choice to a person of ordinary skill in the art to have a first texture on an outer surface of the teat portion and an outer surface of the areola portion have a second texture of the combination of claim 18 because Applicant has not disclosed that having a first texture on an outer surface of the teat portion and an outer surface of the areola portion have a second texture provides an advantage, is used for a particular purpose, or solves a stated

problem. One of ordinary skill in the art, furthermore, would have expected the teat in the combination above, and applicant's invention, to perform equally well with either the outer surface texture taught by the combination above or the claimed 14 text outer surface texture because both teats would perform the same function of allowing the nipple to behave in the same manner as the nipple of the mother

Therefore, it would have been prima facie obvious to modify the combination above to obtain the invention as specified in claim 14 because such a modification would have been considered a mere design consideration which fails to patentably distinguish over the prior art of the combination above.

[Claim 15] Morano as modified discloses wherein an inner surface of the areola portion has at least one groove extending circumferentially (see **Uehara** grooves in fig above). One advantage would be to allow the nipple to behave in the same manner as the nipple of the mother.

[Claim 16] Morano as modified discloses wherein the teat walls decrease in thickness from the base portion through to the teat portion (see **Uehara** fig above). One advantage would be to allow the nipple to behave in the same manner as the nipple of the mother.

[Claim 17] Morano as modified discloses wherein the air valve is located below a top edge of the collar (see Lerman fig above). One advantage would be to allow the

required amount of fluid to pass into the infant's mouth without gagging and without tiring the infant.

Response to Arguments

Applicant's arguments with respect to claims 2-8 and 14-18 have been considered but are moot because the arguments do not apply to any of the references being used in the current rejection.

Conclusion

Applicant's amendment necessitated the new ground(s) of rejection presented in this Office action. Accordingly, **THIS ACTION IS MADE FINAL**. See MPEP § 706.07(a). Applicant is reminded of the extension of time policy as set forth in 37 CFR 1.136(a).

A shortened statutory period for reply to this final action is set to expire THREE MONTHS from the mailing date of this action. In the event a first reply is filed within TWO MONTHS of the mailing date of this final action and the advisory action is not mailed until after the end of the THREE-MONTH shortened statutory period, then the shortened statutory period will expire on the date the advisory action is mailed, and any extension fee pursuant to 37 CFR 1.136(a) will be calculated from the mailing date of the advisory action. In no event, however, will the statutory period for reply expire later than SIX MONTHS from the date of this final action.

Any inquiry concerning this communication or earlier communications from the examiner should be directed to CYNTHIA COLLADO whose telephone number is (571)272-8315. The examiner can normally be reached on mon-fri 8-5.

Examiner interviews are available via telephone, in-person, and video conferencing using a USPTO supplied web-based collaboration tool. To schedule an interview, applicant is encouraged to use the USPTO Automated Interview Request (AIR) at http://www.uspto.gov/interviewpractice.

If attempts to reach the examiner by telephone are unsuccessful, the examiner's supervisor, Fenn Mathew can be reached on (571)2724978. The fax phone number for the organization where this application or proceeding is assigned is 571-273-8300.

Information regarding the status of an application may be obtained from the Patent Application Information Retrieval (PAIR) system. Status information for published applications may be obtained from either Private PAIR or Public PAIR. Status information for unpublished applications is available through Private PAIR only. For more information about the PAIR system, see http://pair-direct.uspto.gov. Should you have questions on access to the Private PAIR system, contact the Electronic Business Center (EBC) at 866-217-9197 (toll-free). If you would like assistance from a USPTO Customer Service Representative or access to the automated information system, call 800-786-9199 (IN USA OR CANADA) or 571-272-1000.

CFC
/CYNTHIA COLLADO/
Examiner, Art Unit 3781

/Fenn C Mathew/
Supervisory Patent Examiner, Art Unit 3781

Notice of References Cited	Application/Control No. 14/551,783	Applicant(s)/Patent Under Reexamination REES ET AL.	
	Examiner CYNTHIA COLLADO	Art Unit 3781	Page 1 of 1

U.S. PATENT DOCUMENTS

*		Document Number Country Code-Number-Kind Code	Date MM-YYYY	Name	CPC Classification	US Classification
*	A	US-6,959,827 B2	11-2005	Morano; Emanuel P.	A47G19/2272	215/11.1
*	B	US-2,688,326 A	09-1954	LERMAN MARTIN D	A61J11/0015	215/11.1
*	C	US-2003/0089676 A1	05-2003	Uehara, Hiroyuki	A61J11/006	215/11.1
	D	US-				
	E	US-				
	F	US-				
	G	US-				
	H	US-				
	I	US-				
	J	US-				
	K	US-				
	L	US-				
	M	US-				

FOREIGN PATENT DOCUMENTS

*		Document Number Country Code-Number-Kind Code	Date MM-YYYY	Country	Name	CPC Classification
	N					
	O					
	P					
	Q					
	R					
	S					
	T					

NON-PATENT DOCUMENTS

*		Include as applicable: Author, Title Date, Publisher, Edition or Volume, Pertinent Pages)
	U	
	V	
	W	
	X	

*A copy of this reference is not being furnished with this Office action. (See MPEP § 707.05(a).)
Dates in MM-YYYY format are publication dates. Classifications may be US or foreign.

Nanobebe US Inc., Ex. 1002, Page 378
Nanobebe US Inc. v. Mayborn (UK) Limited et al.

Search Notes	Application/Control No.	Applicant(s)/Patent Under Reexamination
	14551783	REES ET AL.
	Examiner	Art Unit
	CYNTHIA COLLADO	3781

CPC- SEARCHED		
Symbol	Date	Examiner
A 61J 9/04 A 61J 11/02 A 61J 11/045, A 61J 11/04, A 61J 9/00	4/28/2015	CFC

CPC COMBINATION SETS - SEARCHED		
Symbol	Date	Examiner

US CLASSIFICATION SEARCHED			
Class	Subclass	Date	Examiner
215	11.5,11.1,396,398,11.6,276,11.4	4/28/2015	CFC

* See search history printout included with this form or the SEARCH NOTES box below to determine the scope of the search.

SEARCH NOTES		
Search Notes	Date	Examiner
Discussed application with SPE Fenn Mathew	4/28/2015	CFC
Discussed application with SPE Fenn Mathew	2/1/2016	CFC
Discussed application with SPE Fenn Mathew	12/20/2016	CFC
Inventor name search performed	7/10/217	CFC
Discussed application with SPE Fenn Mathew	7/10/2017	CFC
EAST search updated and attached	7/10/2017	CFC

INTERFERENCE SEARCH			
US Class/ CPC Symbol	US Subclass / CPC Group	Date	Examiner

Nanobebe US Inc., Ex. 1002, Page 379
Nanobebe US Inc. v. Mayborn (UK) Limited et al.

EAST Search History

EAST Search History (Prior Art)

Ref #	Hits	Search Query	DBs	Default Operator	Plurals	Time Stamp
L1	49	domed with nipple	USPAT	OR	OFF	2017/07/17 16:16
L2	151	domed with nipple	US-PGPUB; USPAT; USOCR; FPRS; EPO; JPO; DERWENT; IBM_TDB	OR	OFF	2017/07/17 16:16
L3	62	L2 and valve	US-PGPUB; USPAT; USOCR; FPRS; EPO; JPO; DERWENT; IBM_TDB	OR	OFF	2017/07/17 16:17
L4	49	domed with teat	US-PGPUB; USPAT; USOCR; FPRS; EPO; JPO; DERWENT; IBM_TDB	OR	OFF	2017/07/17 16:21
L5	15	L4 and valve	US-PGPUB; USPAT; USOCR; FPRS; EPO; JPO; DERWENT; IBM_TDB	OR	OFF	2017/07/17 16:21
L6	15	L4 and valve	US-PGPUB; USPAT; USOCR; FPRS; EPO; JPO; DERWENT; IBM_TDB	OR	OFF	2017/07/17 16:21
L7	3	"20040124168"	US-PGPUB; USPAT; USOCR; FPRS; EPO; JPO; DERWENT; IBM_TDB	OR	OFF	2017/07/17 16:30
L8	2339	nipple with valve same vent	US-PGPUB; USPAT; USOCR; FPRS; EPO; JPO; DERWENT;	OR	OFF	2017/07/17 16:43

Nanobebe US Inc., Ex. 1002, Page 380
Nanobebe US Inc. v. Mayborn (UK) Limited et al.

			IBM_TDB			
L9	88	nipple with valve same vent same dome$6	US-PGPUB; USPAT; USOCR; FPRS; EPO; JPO; DERWENT; IBM_TDB	OR	OFF	2017/07/17 16:43
L10	18	(("COTTON") near3 ("Tom")).INV.	US-PGPUB; USPAT; USOCR	OR	OFF	2017/07/17 18:22
L11	146	(("ARMSTRONG") near3 ("Mark")).INV.	US-PGPUB; USPAT; USOCR	OR	OFF	2017/07/17 18:28
S1	2496	(215/11.1,11.5).CCLS.	US-PGPUB; USPAT; USOCR; FPRS; EPO; JPO; DERWENT; IBM_TDB	OR	OFF	2014/08/04 16:40
S2	13	"3097757"	USPAT	OR	OFF	2014/08/04 16:40
S3	2808	(220/714,502,505,524,251,717,703).CCLS.	US-PGPUB; USPAT; USOCR; FPRS; EPO; JPO; DERWENT; IBM_TDB	OR	OFF	2014/08/04 17:10
S4	2	("20080210655").PN.	US-PGPUB; USPAT; USOCR; FPRS; EPO; JPO; DERWENT; IBM_TDB	OR	OFF	2014/08/04 17:14
S5	5	("2008/0210655").URPN.	USPAT	OR	OFF	2014/08/04 17:15
S7	12	"6959827"	USPAT	OR	OFF	2015/04/26 14:01
S8	0	"20030089676"	USPAT	OR	OFF	2015/04/26 14:03
S9	5	"20030089676"	US-PGPUB; USPAT; USOCR; FPRS; EPO; JPO; DERWENT; IBM_TDB	OR	OFF	2015/04/26 14:03
S10	3	"13364557"	US-PGPUB; USPAT; USOCR; FPRS; EPO; JPO; DERWENT; IBM_TDB	OR	OFF	2015/04/26 14:34
S11	13	"6959827"	US-PGPUB; USPAT;	OR	OFF	2015/04/30 17:12

Nanobebe US Inc., Ex. 1002, Page 381
Nanobebe US Inc. v. Mayborn (UK) Limited et al.

			USOCR; FPRS; EPO; JPO; DERWENT; IBM_TDB			
S12	3	"13364557"	US-PGPUB; USPAT; USOCR; FPRS; EPO; JPO; DERWENT; IBM_TDB	OR	OFF	2015/04/30 22:00
S13	3	"20130200031"	US-PGPUB; USPAT; USOCR; FPRS; EPO; JPO; DERWENT; IBM_TDB	OR	OFF	2015/04/30 22:01
S14	3	"20130200031"	US-PGPUB; USPAT; USOCR; FPRS; EPO; JPO; DERWENT; IBM_TDB	OR	OFF	2015/04/30 22:02
S15	0	("2013/0200031").URPN.	USPAT	OR	OFF	2015/04/30 22:02
S16	1237	A61J9/04.CPC.	US-PGPUB; USPAT; USOCR; FPRS; EPO; JPO; DERWENT; IBM_TDB	OR	OFF	2015/05/03 20:22
S17	10	("2003/0089676").URPN.	USPAT	OR	OFF	2017/07/12 18:43
S18	150	("0589212" | "0605161" | "0633343" | "1146639" | "1280942" | "1545436" | "1588846" | "1590152" | "1632854" | "1656157" | "1672466" | "1672734" | "1859733" | "1913627" | "1989060" | "20030032984" | "20030089676" | "20030093120" | "20030093121" | "20040026351" | "20040045922" | "20040124168" | "20040245203" | "20050258123" | "2005437" | "20060011571" | "2060212" | "2321236" | "2366214" | "2638094" | "2655920" | "2736446" | "2825479" | "2889829" | "3022915" | "3070249" | "3082770" | "3126116" | "3139064" | "3190288" | "3193125" | "3424157" | "3530979" | "3593870" | "3645413" | "3650270" | "3661288" | "3777753" | "3779413" | "3787993" | "3790016" | "3790017" | "3858741" | "3946888" | "4006836" | "4195638" | "4238040" | "4311245" | "4505398" | "4586621" | "4619271" | "4623069" | "4676386" | "4688571" | "4700856" | "4759139" | "4815615" | "4832214" | "4834099" | "4941573" |	US-PGPUB; USPAT; USOCR	OR	OFF	2017/07/12 18:45

Nanobebe US Inc., Ex. 1002, Page 382
Nanobebe US Inc. v. Mayborn (UK) Limited et al.

		"4993568" | "5004473" | "5013321" | "5035340" | "5069351" | "5072842" | "5101991" | "5114374" | "5117994" | "5207338" | "5322031" | "5474028" | "5499729" | "5535899" | "5542922" | "5544766" | "5553726" | "5598809" | "5673806" | "5688238" | "5690679" | "6003698" | "6032810" | "6161710" | "6241110" | "6253935" | "6270519" | "6343704" | "6588613" | "6675981" | "6736830" | "6745912" | "6818162" | "6871751" | "6968964" | "D273515" | "D330938" | "D371848" | "D417735").PN. OR ("7712617").URPN.				
S19	8	"10696910"	US-PGPUB; USPAT; USOCR; FPRS; EPO; JPO; DERWENT; IBM_TDB	OR	OFF	2017/07/12 18:46
S20	150	("0589212" | "0605161" | "0633343" | "1146639" | "1280942" | "1545436" | "1588846" | "1590152" | "1632854" | "1656157" | "1672466" | "1672734" | "1859733" | "1913627" | "1989060" | "20030032984" | "20030089676" | "20030093120" | "20030093121" | "20040026351" | "20040045922" | "20040124168" | "20040245203" | "20050258123" | "2005437" | "20060011571" | "2060212" | "2321236" | "2366214" | "2638094" | "2655920" | "2736446" | "2825479" | "2889829" | "3022915" | "3070249" | "3082770" | "3126116" | "3139064" | "3190288" | "3193125" | "3424157" | "3530979" | "3593870" | "3645413" | "3650270" | "3661288" | "3777753" | "3779413" | "3787993" | "3790016" | "3790017" | "3858741" | "3946888" | "4006836" | "4195638" | "4238040" | "4311245" | "4505398" | "4586621" | "4619271" | "4623069" | "4676386" | "4688571" | "4700856" | "4759139" | "4815615" | "4832214" | "4834099" | "4941573" | "4993568" | "5004473" | "5013321" | "5035340" | "5069351" | "5072842" | "5101991" | "5114374" | "5117994" | "5207338" | "5322031" | "5474028" | "5499729" | "5535899" | "5542922" | "5544766" | "5553726" | "5598809" | "5673806" | "5688238" | "5690679" | "6003698" | "6032810" | "6161710" | "6241110" | "6253935" | "6270519" | "6343704" | "6588613" | "6675981" | "6736830" | "6745912" | "6818162" | "6871751" | "6968964" | "D273515" | "D330938" | "D371848" | "D417735").PN. OR ("7712617").URPN.	US-PGPUB; USPAT; USOCR	OR	OFF	2017/07/12 18:47
S21	8	"10696910"	US-PGPUB; USPAT; USOCR;	OR	OFF	2017/07/12 18:48

Nanobebe US Inc., Ex. 1002, Page 383
Nanobebe US Inc. v. Mayborn (UK) Limited et al.

			FPRS; EPO; JPO; DERWENT; IBM_TDB			
S22	3	"20040124168"	US-PGPUB; USPAT; USOCR; FPRS; EPO; JPO; DERWENT; IBM_TDB	OR	OFF	2017/07/12 18:48
S23	36	"4591606"	US-PGPUB; USPAT; USOCR; FPRS; EPO; JPO; DERWENT; IBM_TDB	OR	OFF	2017/07/12 20:48

EAST Search History (Interference)

Ref #	Hits	Search Query	DBs	Default Operator	Plurals	Time Stamp
S6	712	215/11.5	USPAT	OR	OFF	2014/08/04 17:00

7/17/2017 6:28:59 PM
C:\Users\ccollado\Documents\EAST\Workspaces\13364557.wsp

Nanobebe US Inc., Ex. 1002, Page 384
Nanobebe US Inc. v. Mayborn (UK) Limited et al.

Index of Claims	Application/Control No.	Applicant(s)/Patent Under Reexamination
	14551783	REES ET AL.
	Examiner	**Art Unit**
	CYNTHIA COLLADO	3781

✓	Rejected	-	Cancelled	N	Non-Elected	A	Appeal
=	Allowed	÷	Restricted	I	Interference	O	Objected

☐ Claims renumbered in the same order as presented by applicant ☐ CPA ☐ T.D. ☐ R.1.47

CLAIM		DATE								
Final	Original	05/03/2015	02/03/2016	12/27/2016	07/17/2017					
	1	✓	✓	-	-					
	2	✓	✓	✓	✓					
	3	✓	✓	✓	✓					
	4	✓	✓	✓	✓					
	5	✓	✓	✓	✓					
	6	✓	✓	✓	✓					
	7	✓	✓	✓	✓					
	8	✓	✓	✓	✓					
	9	✓	✓	-	-					
	10	✓	✓	-	-					
	11	✓	✓	-	-					
	12	✓	✓	-	-					
	13	✓	✓	-	-					
	14	✓	✓	✓	✓					
	15	✓	✓	✓	✓					
	16	✓	✓	✓	✓					
	17	✓	✓	✓	✓					
	18			✓	✓					

Nanobebe US Inc., Ex. 1002, Page 385
Nanobebe US Inc. v. Mayborn (UK) Limited et al.

IN THE UNITED STATES PATENT AND TRADEMARK OFFICE

Applicants:	Rees et al.	)	Confirmation No.: 6509
		)	
Serial No.:	14/551,783	)	Group Art Unit: 3643
		)	
Filed:	November 24, 2014	)	Examiner: Cynthia F. Collado
		)	
For:	BABY BOTTLE WITH FLEXIBLE NIPPLE REGIONS	)	Attorney Docket No.: JM-4.2

RESPONSE TO OFFICE ACTION

MAIL STOP AMENDMENT
Commissioner for Patents
P.O. Box 1450
Alexandria, VA 22313-1450

Sir:

This communication is submitted in response to the Office Action mailed February 8, 2017 in the above-identified application.

Amendments to the Claims begin on page 2 of this document.

Remarks begin on page 4 of this document.

AMENDMENTS TO THE CLAIMS

1. (Canceled).

2. (Previously presented) The feeding bottle of claim 18 wherein the vessel has two indentations.

3. (Previously presented) The feeding bottle of claim 18 wherein the flange forms an elastomer sealing ring sealing against the top of the vessel.

4. (Previously presented) The feeding bottle of claim 18 wherein the open top of the vessel comprises a vessel neck.

5. (Previously presented) The feeding bottle of claim 18 wherein the open top of the vessel comprises an outwardly threaded vessel neck.

6. (Previously presented) The feeding bottle of claim 18 wherein the internally threaded cylindrical portion of the collar is sized to mate with the open top of the vessel.

7. (Previously presented) The feeding bottle of claim 18 wherein the collar comprises polypropylene.

8. (Previously presented) The feeding bottle of claim 18 wherein the air valve is a one-way air-inlet valve.

9. (Canceled).

10. (Canceled).

11. (Canceled).

12. (Canceled).

13. (Canceled).

14. (Previously presented) The feeding bottle of claim 18 wherein an outer surface of the teat portion has a first texture and an outer surface of the areola portion has a second texture.

15. (Previously presented) The feeding bottle of claim 18 wherein an inner surface of the areola portion has at least one groove extending circumferentially.

16. (Previously presented) The feeding bottle of claim 18 wherein the teat walls decrease in thickness from the base portion through to the teat portion.

17. (Previously presented) The feeding bottle of claim 18 wherein the air valve is located below a top edge of the collar.

Nanobebe US Inc., Ex. 1002, Page 387
Nanobebe US Inc. v. Mayborn (UK) Limited et al.

18. (Currently amended) A feeding bottle comprising:

a) a vessel having:

an open top with a first diameter,

a body with a second diameter,

the body being connected with the open top, and the first diameter of the open top being less than the second diameter of the body;

b) a collar having:

an internally threaded cylindrical portion,

a downwardly domed peripheral portion surrounding and extending from the cylindrical portion,

c) a nipple having:

a teat portion having a variable wall thickness including an aperture,

a base portion having a wall thickness in a domed configuration,

an areola portion between the teat portion and the base portion,

a cylindrical flange depending from the base portion,

at least one vent passage extending through the domed base portion and spaced inwardly from the collar,

a valve portion in communication with the vent passage and projecting downwardly from the flange,

the flange being arranged to seal with the vessel;

d) the nipple being secured to the collar by sealingly capturing the inner edge of the collar between the base portion (116) and the flange (141) and

e) the nipple being secured to the vessel by capturing the flange of the nipple between the collar and the open top of the vessel.

Nanobebe US Inc., Ex. 1002, Page 388
Nanobebe US Inc. v. Mayborn (UK) Limited et al.

REMARKS

Status of the Application

1. Claims 1 and 9-13 were previously canceled.
2. Claims 2-8 and 14-18 are pending.
3. Claim 18 has been amended.
4. No new matter has been added.

Obviousness Rejection of Claims 2-18 and 14-18

In the present Office Action, claims 2-8 and 14-18 were rejected under 35 USC 103(a) as being unpatentable over Morano (U.S. Patent No. 6,959,827) in view of Uehara (U.S. Pub. No. 2003/0089676).

A patent may not be granted where "the differences between the subject matter sought to be patented and the prior art are such that the subject matter as a whole would have been obvious at the time the invention was made to a person having ordinary skill in the art to which said subject matter pertains." *KSR Int'l Co. v. Teleflex Inc.*, 127 S.Ct. 1727, 1734 (2007); citing 35 U.S.C. §103. The question of obviousness is resolved on the basis of underlying factual determinations including: (1) the scope and content of the prior art. (2) any differences between the claimed subject matter and the prior art, and (3) the level of skill in the art. *Graham v. John Deere Co.*,383 U.S. 1, 17-18, 148 USPQ 459, 467 (1966).

"Often, it will be necessary for a court to look to interrelated teachings of multiple patents; the effects of demands known to the design community or present in the marketplace; and the background knowledge possessed by a person having ordinary skill in the art, all in order to determine whether there was an apparent reason to combine the known elements in the fashion claimed by the patent at issue." *KSR*, 127 S.Ct. at 1740-41. "To facilitate review, this analysis should be made explicit." *Id.* "[R]ejections on obviousness grounds cannot be sustained by mere conclusory statements; instead, there must be some articulated reasoning with some rational underpinning to support the legal conclusion of obviousness." *In re Kahn*, 441 F.3d 977, 988, 78 USPQ2d 1329, 1336 (Fed. Cir. 2006).

It is the Examiner's burden to establish prima facie obviousness. *See, In re Rijckaert*, 9 F.3d 1531, 1532 (Fed. Cir. 1993). First, the Examiner must demonstrate that the cited prior art

Nanobebe US Inc., Ex. 1002, Page 389
Nanobebe US Inc. v. Mayborn (UK) Limited et al.

includes "a suggestion of all the elements in a claim." *Ex parte Alexander*, 86 USPQ2d 1120, 1122 (Bd. Pat. App. & Int. 2007); citing *CFMT, Inc. v. Yieldup Int'l. Corp.*, 349 F.3d 1333, 1342 (Fed. Cir. 2003). Second, the Examiner must provide evidence that would demonstrate "a reason that would have prompted a person of ordinary skill in the relevant field to combine the elements in the way the claimed new invention does." *Id.* citing *KSR*, 127 S.Ct. at 1741.

Applicants continue to disagree with the Examiner's positions, but, in an effort to move prosecution of this application along, Applicants have amend claim 18, the only independent claim, to call for a nipple having "a base portion having a wall thickness in a domed configuration" and "at least one vent passage" which is specifically "extending through the domed base portion and spaced inwardly from the collar." That configuration is shown in annotated Fig. 4 reproduced below.

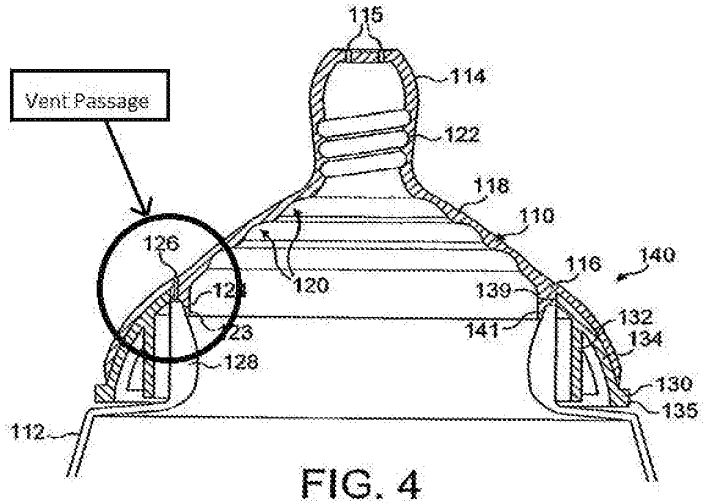

FIG. 4

As amended, claim 18 calls for the vent passage to be located to extend through the domed base portion of the nipple, a feature not taught or suggested by the prior art relied upon by the Examiner.

Applicants respectfully traverse the obviousness rejection based on Morano and Uehara for the reasons discussed below.

While Applicants do not believe that Morano teaches or suggests the elements relied upon by the Examiner, Applicants note that the Examiner has acknowledged that "Morano fails to show a teat portion having a variable wall thickness including an aperture, a vent passage

Nanobebe US Inc., Ex. 1002, Page 390
Nanobebe US Inc. v. Mayborn (UK) Limited et al.

extending through the base portion, a valve portion in communication with the vent passage and projecting downwardly from the flange" as called for by claim 18. 02/08/2017 Office Action, p. 3. According to the Examiner, Uehara discloses "an elastic teat portion having a variable wall thickness" which includes "an aperture" and "a valve portion in communication with the vent passage and projecting downwardly from the flange" as shown in the figure (annotated by the Examiner) and reproduced below. 02/08/2017 Office Action, pp. 4 and 6.

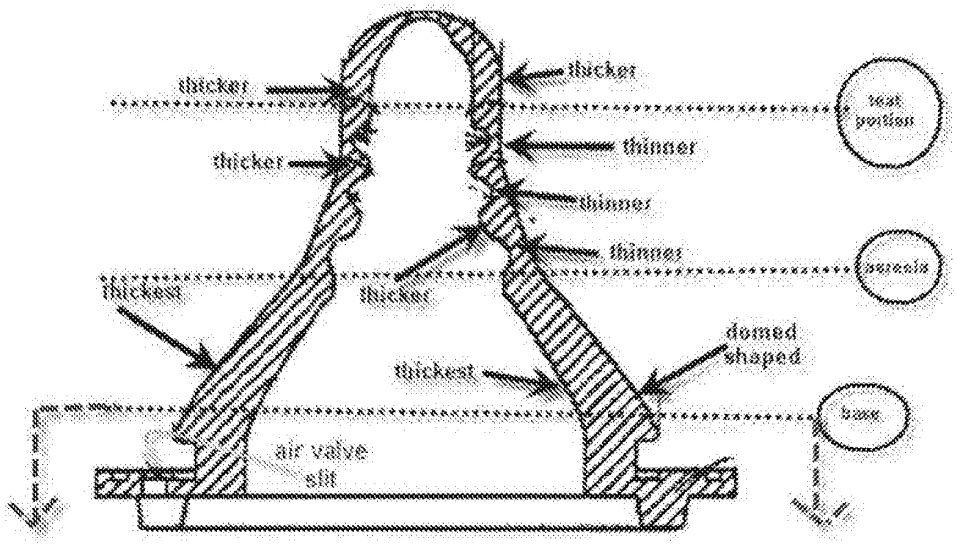

Apparently, according to the Examiner's annotations, the "air valve slit" of Uehara is located in the "base" portion of the nipple and therefore, when combined with Morano, the combination renders original claim 18 obvious.

Applicants believe that the Examiner's attempt to equate the arrangement and location of the "air valve slit" of Uehara with the arrangement and location of the vent passage of the present invention is improper and distorts the disclosure of Uehara. In an effort to clarify the arrangement and location of the "vent passage" as called for by the present claims, claim 18 has been amended to require that the nipple include "at least one vent passage" that is "extending through the domed base portion [of the nipple] and spaced inwardly from the collar." Uehara does not disclose or suggest such an arrangement.

Indeed, Applicants point to the side-by-side comparison of their annotated Fig. 4 with the Examiner's annotated figure from Uehara, set forth on the following page.

Nanobebe US Inc., Ex. 1002, Page 391
Nanobebe US Inc. v. Mayborn (UK) Limited et al.

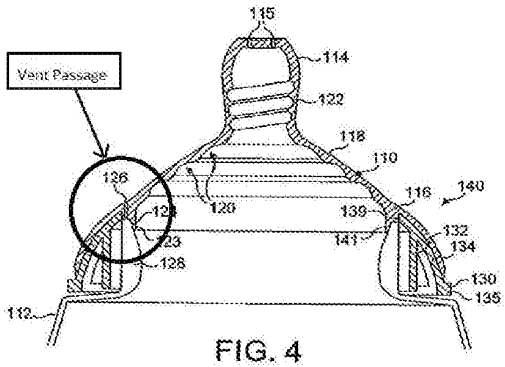

FIG. 4

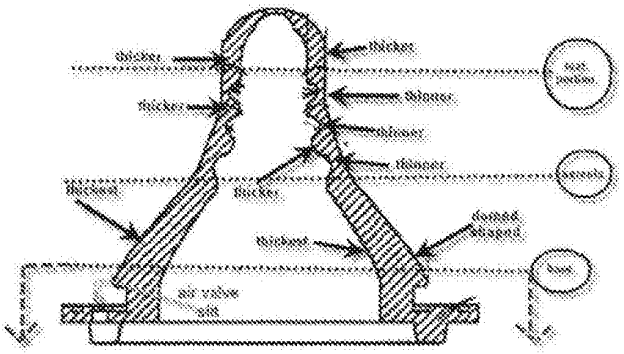

The "vent passage" of amended 18 is located on the "domed base portion" of the nipple and "spaced inwardly from the collar." The "air valve slit" of Uehara, on the other hand, is not located on the "domed shaped" portion of the nipple but rather on the flat portion of the nipple which lies beneath the collar (when assembled). By lying beneath the collar, the air valve slit of Uehara cannot be "spaced inwardly from the collar" as also called for by amended claim 18.

The assembled bottle of Uehara is shown in Fig. 12 reproduced below.

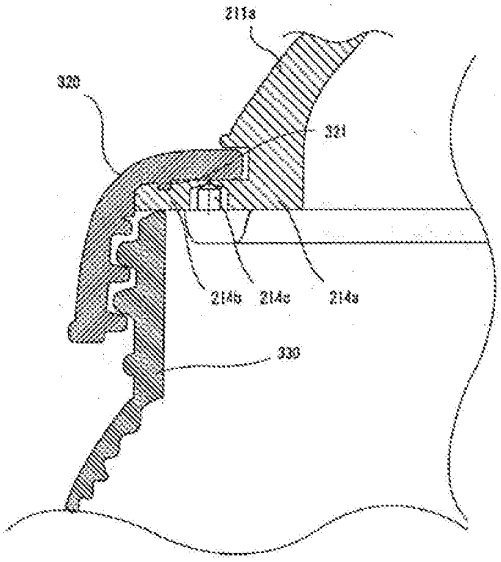

Fig. 12 shows the relationship between the cap 320 and feeding bottle 330, with the cap 320 covering the base portion 214a in which the slit ventilation valve 214c is provided. Uehara, Paragraphs [0220]-[0224].

The air valve slit of Uehara can thus be blocked when the nipple, collar and bottle are assembled. Applicants' improved design avoids such blockage problems present in Uehara

Nanobebe US Inc., Ex. 1002, Page 392
Nanobebe US Inc. v. Mayborn (UK) Limited et al.

because the vent passage of Applicants' design is located in the "domed spaced portion" of the nipple and "spaced inwardly from the collar."

As Applicants have previously noted, it is not enough to simply allege a corresponding structure without considering the full extent of the claimed feature. Since Uehara does not disclose or suggest "at least one vent passage" which is "extending through the domed base portion and spaced inwardly from the collar" as called for by amended claim 18, it does not and cannot cure the deficiencies in Morano identified by the Examiner.

There is simply no teaching, suggestion or motivation in Morano or Uehara to combine the references in the manner in which the Examiner has to render amended claim 18 obvious in view of those references. Amended claim 18 is allowable and, since claims 2-8 and 14-17 depend from claim 18, they are allowable for at least the reasons given above.

Conclusion

In view of the foregoing, Applicants submit that amended claim 18, claims 2-8 and claims 14-17 are in condition for allowance and request passage of this application to issue. It is Applicants' understanding that no fees should be due with the filing of this response. However should any additional fees be required, please charge our Deposit Account No. 15-0508.

Respectfully submitted,

Date: April 13, 2017

By /Arne M. Olson/
Arne M. Olson (Reg. No. 30,203)

OLSON & CEPURITIS, LTD.
20 North Wacker Drive, 36th Floor
Chicago, Illinois 60606
(312) 580-1180
Attorneys for Applicants

Nanobebe US Inc., Ex. 1002, Page 393
Nanobebe US Inc. v. Mayborn (UK) Limited et al.

CERTIFICATE OF ELECTRONIC TRANSMISSION

I hereby certify that this paper and any attachments are being transmitted via the U.S. Patent and Trademark (USPTO) Electronic Filing System (EFS-Web) to the USPTO on April 13, 2017.

/Arne M. Olson/
Arne M. Olson

Nanobebe US Inc., Ex. 1002, Page 394
Nanobebe US Inc. v. Mayborn (UK) Limited et al.

Electronic Acknowledgement Receipt

EFS ID:	28916014
Application Number:	14551783
International Application Number:	
Confirmation Number:	6509
Title of Invention:	Baby Bottle With Flexible Nipple Regions
First Named Inventor/Applicant Name:	Arnold Rees
Customer Number:	2387
Filer:	Kathleen A. Lyons/Rebecca Lyons
Filer Authorized By:	Kathleen A. Lyons
Attorney Docket Number:	JM-4.2
Receipt Date:	13-APR-2017
Filing Date:	24-NOV-2014
Time Stamp:	12:00:43
Application Type:	Utility under 35 USC 111(a)

Payment information:

Submitted with Payment	no

File Listing:

Document Number	Document Description	File Name	File Size(Bytes)/ Message Digest	Multi Part /.zip	Pages (if appl.)
1	Applicant Arguments/Remarks Made in an Amendment	JM_4_2_Resp_to_OA.pdf	402335 29f89c5603074ae7a675b006e7bd043f47e eba5e	no	9

Warnings:

Information:	
Total Files Size (in bytes):	402335

This Acknowledgement Receipt evidences receipt on the noted date by the USPTO of the indicated documents, characterized by the applicant, and including page counts, where applicable. It serves as evidence of receipt similar to a Post Card, as described in MPEP 503.

New Applications Under 35 U.S.C. 111
If a new application is being filed and the application includes the necessary components for a filing date (see 37 CFR 1.53(b)-(d) and MPEP 506), a Filing Receipt (37 CFR 1.54) will be issued in due course and the date shown on this Acknowledgement Receipt will establish the filing date of the application.

National Stage of an International Application under 35 U.S.C. 371
If a timely submission to enter the national stage of an international application is compliant with the conditions of 35 U.S.C. 371 and other applicable requirements a Form PCT/DO/EO/903 indicating acceptance of the application as a national stage submission under 35 U.S.C. 371 will be issued in addition to the Filing Receipt, in due course.

New International Application Filed with the USPTO as a Receiving Office
If a new international application is being filed and the international application includes the necessary components for an international filing date (see PCT Article 11 and MPEP 1810), a Notification of the International Application Number and of the International Filing Date (Form PCT/RO/105) will be issued in due course, subject to prescriptions concerning national security, and the date shown on this Acknowledgement Receipt will establish the international filing date of the application.

PTO/SB/06 (09-11)
Approved for use through 1/31/2014. OMB 0651-0032
U.S. Patent and Trademark Office; U.S. DEPARTMENT OF COMMERCE
Under the Paperwork Reduction Act of 1995, no persons are required to respond to a collection of information unless it displays a valid OMB control number.

PATENT APPLICATION FEE DETERMINATION RECORD Substitute for Form PTO-875	Application or Docket Number 14/551,783	Filing Date 11/24/2014	☐ To be Mailed

ENTITY: ☒ LARGE ☐ SMALL ☐ MICRO

APPLICATION AS FILED – PART I

	(Column 1)	(Column 2)		
FOR	NUMBER FILED	NUMBER EXTRA	RATE ($)	FEE ($)
☐ BASIC FEE (37 CFR 1.16(a), (b), or (c))	N/A	N/A	N/A	
☐ SEARCH FEE (37 CFR 1.16(k), (i), or (m))	N/A	N/A	N/A	
☐ EXAMINATION FEE (37 CFR 1.16(o), (p), or (q))	N/A	N/A	N/A	
TOTAL CLAIMS (37 CFR 1.16(i))	minus 20 =	*	X $ =	
INDEPENDENT CLAIMS (37 CFR 1.16(h))	minus 3 =	*	X $ =	
☐ APPLICATION SIZE FEE (37 CFR 1.16(s))	If the specification and drawings exceed 100 sheets of paper, the application size fee due is $310 ($155 for small entity) for each additional 50 sheets or fraction thereof. See 35 U.S.C. 41(a)(1)(G) and 37 CFR 1.16(s).			
☐ MULTIPLE DEPENDENT CLAIM PRESENT (37 CFR 1.16(j))				
* If the difference in column 1 is less than zero, enter "0" in column 2.			TOTAL	

APPLICATION AS AMENDED – PART II

AMENDMENT	04/13/2017	(Column 1) CLAIMS REMAINING AFTER AMENDMENT		(Column 2) HIGHEST NUMBER PREVIOUSLY PAID FOR	(Column 3) PRESENT EXTRA	RATE ($)	ADDITIONAL FEE ($)
	Total (37 CFR 1.16(i))	* 12	Minus	** 20	= 0	X $80 =	0
	Independent (37 CFR 1.16(h))	* 1	Minus	***3	= 0	X $420 =	0
	☐ Application Size Fee (37 CFR 1.16(s))						
	☐ FIRST PRESENTATION OF MULTIPLE DEPENDENT CLAIM (37 CFR 1.16(j))						
						TOTAL ADD'L FEE	0

AMENDMENT		(Column 1) CLAIMS REMAINING AFTER AMENDMENT		(Column 2) HIGHEST NUMBER PREVIOUSLY PAID FOR	(Column 3) PRESENT EXTRA	RATE ($)	ADDITIONAL FEE ($)
	Total (37 CFR 1.16(i))	*	Minus	**	=	X $ =	
	Independent (37 CFR 1.16(h))	*	Minus	***	=	X $ =	
	☐ Application Size Fee (37 CFR 1.16(s))						
	☐ FIRST PRESENTATION OF MULTIPLE DEPENDENT CLAIM (37 CFR 1.16(j))						
						TOTAL ADD'L FEE	

* If the entry in column 1 is less than the entry in column 2, write "0" in column 3.
** If the "Highest Number Previously Paid For" IN THIS SPACE is less than 20, enter "20".
*** If the "Highest Number Previously Paid For" IN THIS SPACE is less than 3, enter "3".
The "Highest Number Previously Paid For" (Total or Independent) is the highest number found in the appropriate box in column 1.

LIE
LINDA HUMES

This collection of information is required by 37 CFR 1.16. The information is required to obtain or retain a benefit by the public which is to file (and by the USPTO to process) an application. Confidentiality is governed by 35 U.S.C. 122 and 37 CFR 1.14. This collection is estimated to take 12 minutes to complete, including gathering, preparing, and submitting the completed application form to the USPTO. Time will vary depending upon the individual case. Any comments on the amount of time you require to complete this form and/or suggestions for reducing this burden, should be sent to the Chief Information Officer, U.S. Patent and Trademark Office, U.S. Department of Commerce, P.O. Box 1450, Alexandria, VA 22313-1450. DO NOT SEND FEES OR COMPLETED FORMS TO THIS ADDRESS. **SEND TO: Commissioner for Patents, P.O. Box 1450, Alexandria, VA 22313-1450.**
If you need assistance in completing the form, call 1-800-PTO-9199 and select option 2.

UNITED STATES PATENT AND TRADEMARK OFFICE

UNITED STATES DEPARTMENT OF COMMERCE
United States Patent and Trademark Office
Address: COMMISSIONER FOR PATENTS
P.O. Box 1450
Alexandria, Virginia 22313-1450
www.uspto.gov

APPLICATION NO.	FILING DATE	FIRST NAMED INVENTOR	ATTORNEY DOCKET NO.	CONFIRMATION NO.
14/551,783	11/24/2014	Arnold Rees	JM-4.2	6509

2387 7590 02/08/2017

Olson & Cepuritis, LTD.
20 NORTH WACKER DRIVE
36TH FLOOR
CHICAGO, IL 60606

EXAMINER	
COLLADO, CYNTHIA FRANCISCA	

ART UNIT	PAPER NUMBER
3781	

MAIL DATE	DELIVERY MODE
02/08/2017	PAPER

Please find below and/or attached an Office communication concerning this application or proceeding.

The time period for reply, if any, is set in the attached communication.

Nanobebe US Inc., Ex. 1002, Page 398
Nanobebe US Inc. v. Mayborn (UK) Limited et al.

Office Action Summary	Application No. 14/551,783	Applicant(s) REES ET AL.	
	Examiner CYNTHIA COLLADO	Art Unit 3781	AIA (First Inventor to File) Status No

-- The MAILING DATE of this communication appears on the cover sheet with the correspondence address --

Period for Reply

A SHORTENED STATUTORY PERIOD FOR REPLY IS SET TO EXPIRE *3* MONTHS FROM THE MAILING DATE OF THIS COMMUNICATION.

- Extensions of time may be available under the provisions of 37 CFR 1.136(a). In no event, however, may a reply be timely filed after SIX (6) MONTHS from the mailing date of this communication.
- If NO period for reply is specified above, the maximum statutory period will apply and will expire SIX (6) MONTHS from the mailing date of this communication.
- Failure to reply within the set or extended period for reply will, by statute, cause the application to become ABANDONED (35 U.S.C. § 133). Any reply received by the Office later than three months after the mailing date of this communication, even if timely filed, may reduce any earned patent term adjustment. See 37 CFR 1.704(b).

Status

1)☒ Responsive to communication(s) filed on *5/10/2016*.

☐ A declaration(s)/affidavit(s) under **37 CFR 1.130(b)** was/were filed on _____.

2a)☐ This action is **FINAL**. 2b)☒ This action is non-final.

3)☐ An election was made by the applicant in response to a restriction requirement set forth during the interview on _____; the restriction requirement and election have been incorporated into this action.

4)☐ Since this application is in condition for allowance except for formal matters, prosecution as to the merits is closed in accordance with the practice under *Ex parte Quayle*, 1935 C.D. 11, 453 O.G. 213.

Disposition of Claims*

5)☒ Claim(s) *2-8 and 14-18* is/are pending in the application.

5a) Of the above claim(s) _____ is/are withdrawn from consideration.

6)☐ Claim(s) _____ is/are allowed.

7)☒ Claim(s) *2-8 and 14-18* is/are rejected.

8)☐ Claim(s) _____ is/are objected to.

9)☐ Claim(s) _____ are subject to restriction and/or election requirement.

* If any claims have been determined allowable, you may be eligible to benefit from the **Patent Prosecution Highway** program at a participating intellectual property office for the corresponding application. For more information, please see http://www.uspto.gov/patents/init_events/pph/index.jsp or send an inquiry to PPHfeedback@uspto.gov.

Application Papers

10)☐ The specification is objected to by the Examiner.

11)☒ The drawing(s) filed on *11/24/2014* is/are: a)☒ accepted or b)☐ objected to by the Examiner.

Applicant may not request that any objection to the drawing(s) be held in abeyance. See 37 CFR 1.85(a).

Replacement drawing sheet(s) including the correction is required if the drawing(s) is objected to. See 37 CFR 1.121(d).

Priority under 35 U.S.C. § 119

12)☐ Acknowledgment is made of a claim for foreign priority under 35 U.S.C. § 119(a)-(d) or (f).

Certified copies:

a)☐ All b)☐ Some** c)☐ None of the:

1.☐ Certified copies of the priority documents have been received.

2.☐ Certified copies of the priority documents have been received in Application No. _____.

3.☐ Copies of the certified copies of the priority documents have been received in this National Stage application from the International Bureau (PCT Rule 17.2(a)).

** See the attached detailed Office action for a list of the certified copies not received.

Attachment(s)

1) ☒ Notice of References Cited (PTO-892)

2) ☐ Information Disclosure Statement(s) (PTO/SB/08a and/or PTO/SB/08b) Paper No(s)/Mail Date _____.

3) ☐ Interview Summary (PTO-413) Paper No(s)/Mail Date. _____ .

4) ☐ Other: _____.

Nanobebe US Inc., Ex. 1002, Page 399
Nanobebe US Inc. v. Mayborn (UK) Limited et al.

The present application is being examined under the pre-AIA first to invent provisions.

DETAILED ACTION

A request for continued examination under 37 CFR 1.114, including the fee set forth in 37 CFR 1.17(e), was filed in this application after final rejection. Since this application is eligible for continued examination under 37 CFR 1.114, and the fee set forth in 37 CFR 1.17(e) has been timely paid, the finality of the previous Office action has been withdrawn pursuant to 37 CFR 1.114. Applicant's submission filed on 4/26/2006 has been entered.

Claim Rejections - 35 USC § 103

The following is a quotation of 35 U.S.C. 103(a) which forms the basis for all obviousness rejections set forth in this Office action:

> (a) A patent may not be obtained though the invention is not identically disclosed or described as set forth in section 102 of this title, if the differences between the subject matter sought to be patented and the prior art are such that the subject matter as a whole would have been obvious at the time the invention was made to a person having ordinary skill in the art to which said subject matter pertains. Patentability shall not be negatived by the manner in which the invention was made.

The factual inquiries set forth in *Graham* v. *John Deere Co.*, 383 U.S. 1, 148 USPQ 459 (1966), that are applied for establishing a background for determining obviousness under 35 U.S.C. 103(a) are summarized as follows:

1. Determining the scope and contents of the prior art.
2. Ascertaining the differences between the prior art and the claims at issue.
3. Resolving the level of ordinary skill in the pertinent art.
4. Considering objective evidence present in the application indicating obviousness or nonobviousness.

Claims 2-8, 14-18 are rejected under 35 U.S.C. 103(a) as being unpatentable over Morano (US Patent No.6, 959, 827) in view of Uehara (US 2003/0089676).

[Claim 18] Morano discloses a nipple (see fig below) having a teat and an areola portion (see teat above areola in fig below), a base portion having a wall thickness in a domed configuration,a flange having a downwardly depending cylindrical portion and connected to the base portion(see fig below),
the vessel having: an open top with a first diameter(see fig below), a body with a second diameter(see fig below), the body being connected with the open top(see fig below), and the first diameter of the open top being less than the second diameter of the body(see fig below); the collar having: an internally threaded cylindrical portion, a downwardly domed peripheral portion surrounding and extending from the cylindrical portion(see fig below), and the nipple being secured to the vessel with the flange of the nipple being captured between the collar and the open top of the vessel and the flange being arranged to seal with a vessel(see fig below),the nipple being secured to the collar by sealingly capturing the inner edge of the collar between the base portion and the flange (see fig below).
Morano fails to show a teat portion having a variable wall thickness including an aperture, a vent passage extending through the base portion, a valve portion in communication with the vent passage and projecting downwardly from the flange.

The reference to Uehara discloses an elastic teat portion having a variable wall thickness (see fig below) including an aperture (see fluid opening),

a valve portion in communication with the vent passage and projecting downwardly from the flange (see fig below,[0224]).

Based on the teaching of Uehara it would have been obvious to one having ordinary skill in the art at the time the invention was made to a teat portion having a variable wall thickness (see fig below) including an aperture(see fluid opening),

a valve portion in communication with the vent passage and projecting downwardly from the flange (see fig below,[0224]) to allow the nipple to behave in the same manner as the nipple of the mother.

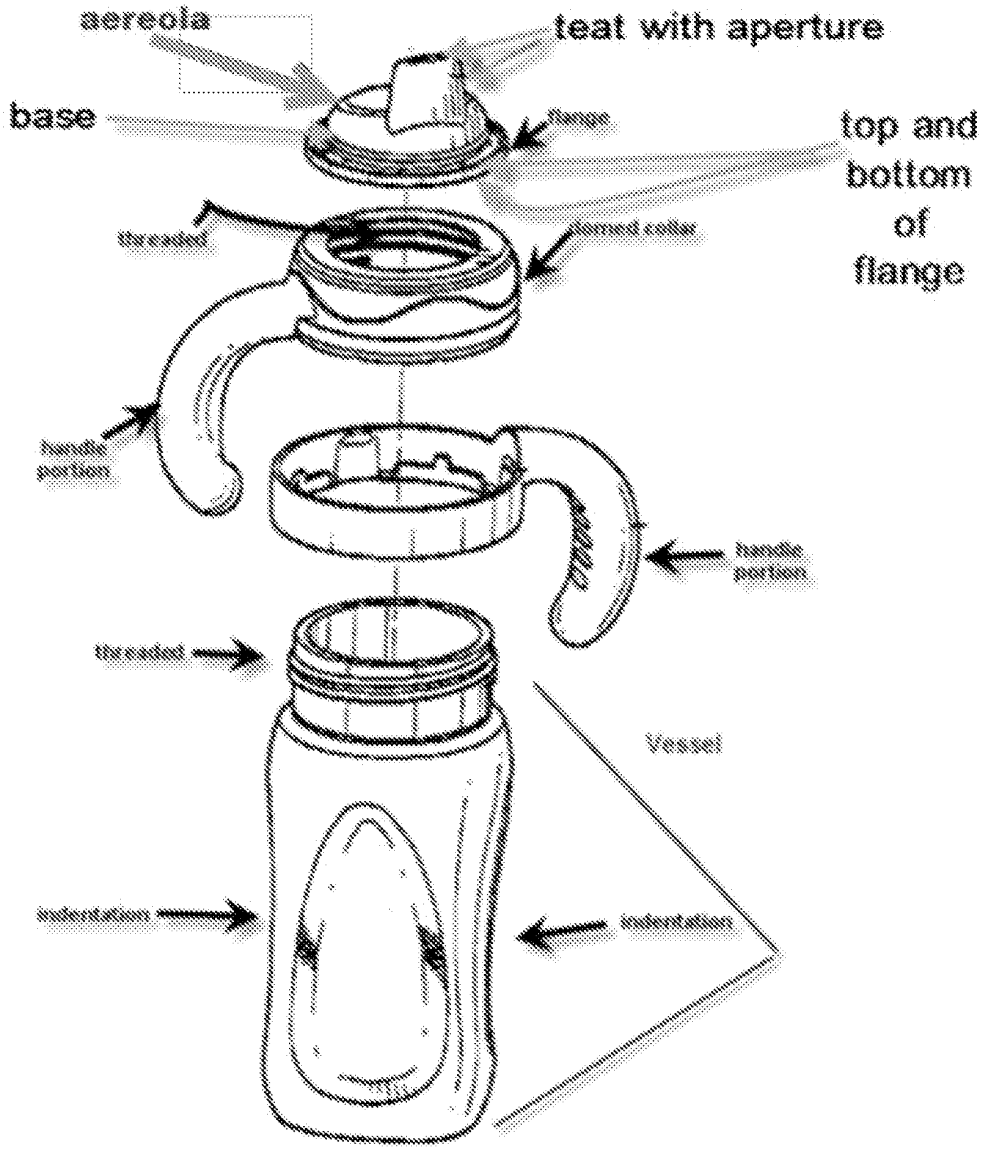
areola
teat with aperture
base
top and bottom of flange
Vessel

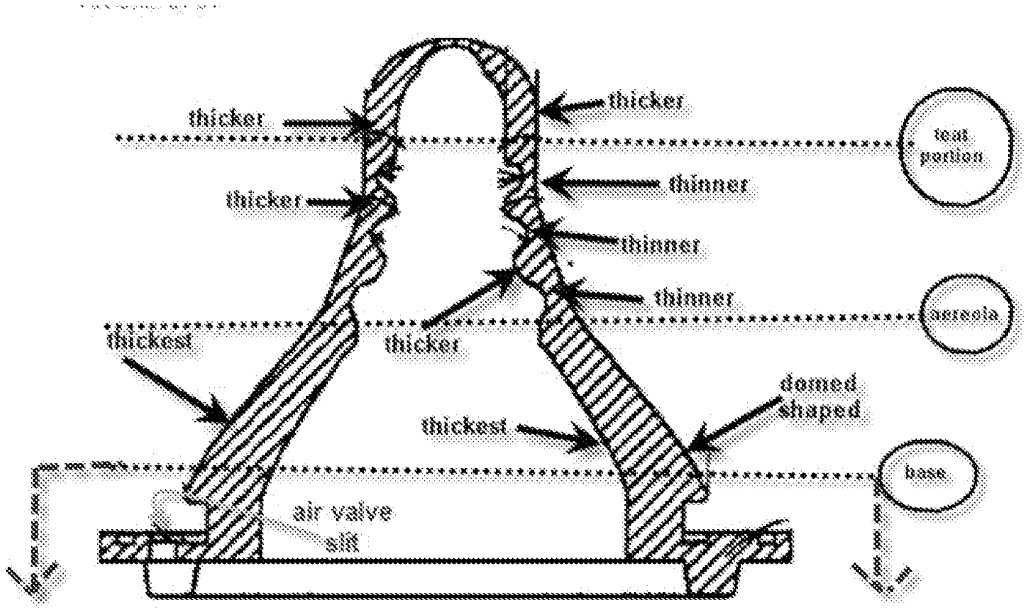

[Claim 2] Morano in view of Uehara discloses wherein the vessel has two indentations (see **Morano** in the fig above).

[Claim 3] Morano in view of Uehara discloses wherein the flange forms an elastomer sealing ring sealing against the top of the vessel (see Uehara in fig above also [0072]).

[Claim 4] Morano in view of Uehara discloses wherein the open top of the vessel comprises a vessel neck (see **Morano**, in the fig above).

[Claim 5] Morano in view of Uehara discloses wherein the open top of the vessel comprises an outwardly threaded vessel neck (see **Morano**, in the fig above).

[Claim 6] Morano in view of Uehara discloses wherein the internally threaded cylindrical portion of the collar is sized to mate with the open top of the vessel (see **Morano**, in the fig above).

[Claim 7] Morano in view of Uehara discloses wherein the collar comprises polypropylene (see Morano, col 3, lines 27-30).

[Claim 8] Morano in view of Uehara discloses wherein the air valve is a one-way air-inlet valve (see **Uehara**, [0137]).

[Claim 14] Morano in view of Uehara discloses a teat having a texture.
Morano in view of Uehara do not disclose an outer surface of the teat portion has a first texture and an outer surface of the areola portion has a second texture. At the time the invention was made, it would have been an obvious matter of design choice to a person of ordinary skill in the art to have a first texture on an outer surface of the teat portion and an outer surface of the areola portion have a second texture of the combination of claim 18 because Applicant has not disclosed that having a first texture on an outer surface of the teat portion and an outer surface of the areola portion have a second texture provides an advantage, is used for a particular purpose, or solves a stated problem. One of ordinary skill in the art, furthermore, would have expected the teat in the combination above, and applicant's invention, to perform equally well with either the

outer surface texture taught by the combination above or the claimed 14 text outer surface texture because both teats would perform the same function of allowing the nipple to behave in the same manner as the nipple of the mother

Therefore, it would have been prima facie obvious to modify the combination above to obtain the invention as specified in claim 14 because such a modification would have been considered a mere design consideration which fails to patentably distinguish over the prior art of the combination above.

[Claim 15] Morano in view of Uehara discloses wherein an inner surface of the areola portion has at least one groove extending circumferentially (see Uehara fig above).

[Claim 16] Morano in view of Uehara discloses wherein the teat walls decrease in thickness from the base portion through to the teat portion (see Uehara fig above).

[Claim 17] Morano in view of Uehara discloses wherein the air valve is located below a top edge of the collar (see Uehara fig above).

Response to Arguments

Applicant's arguments filed 5/10/2016 have been fully considered but they are not persuasive.

Applicant argues that Morano does not teach, suggest or imply the claim limitations of a feeding bottle having a nipple with a teat portion having a variable wall thickness including an aperture, at least one vent passage extending through the base portion and spaced inwardly from the collar, a valve portion in communication with the vent passage and projecting downwardly from the flange and securing the nipple to the collar by sealingly capturing the inner edge of the collar between the base portion and the flange. The examiner respectfully disagrees. The examiner attached an illustration below where is shows that Morano discloses a nipple having a teat and an areola portion a base portion having a wall thickness in a domed configuration,

a flange having a downwardly depending cylindrical portion and connected to the base portion, the vessel having: an open top with a first diameter, a body with a second diameter(see fig below), the body being connected with the open top, and the first diameter of the open top being less than the second diameter of the body; the collar having: an internally threaded cylindrical portion, a downwardly domed peripheral portion surrounding and extending from the cylindrical portion and the nipple being secured to the vessel with the flange of the nipple being captured between the collar and the open top of the vessel and the flange being arranged to seal with a vessel. However, Morano does fails to show a teat portion having a variable wall thickness including an aperture, a vent passage extending through the base portion, the vent passage having an air valve below a top edge of a collar. The reference to Uehara as illustrated below discloses an elastic teat portion having a variable wall thickness including an aperture, a slit air valve connected to the base portion wherein the slit valve

extends generally transverse to the base portion and opens under negative pressure within the feeding bottle (see fig below, [0224]), a vent passage extending through the base portion, the vent passage having an air valve below a top edge of a collar (see fig below, [0224]). Based on the teaching of Uehara it would have been obvious to one having ordinary skill in the art at the time the invention was made to a teat portion having a variable wall thickness including an aperture, a vent passage extending through the base portion, the vent passage having an air valve below a top edge of a collar, [0224] to allow the nipple to behave in the same manner as the nipple of the mother.

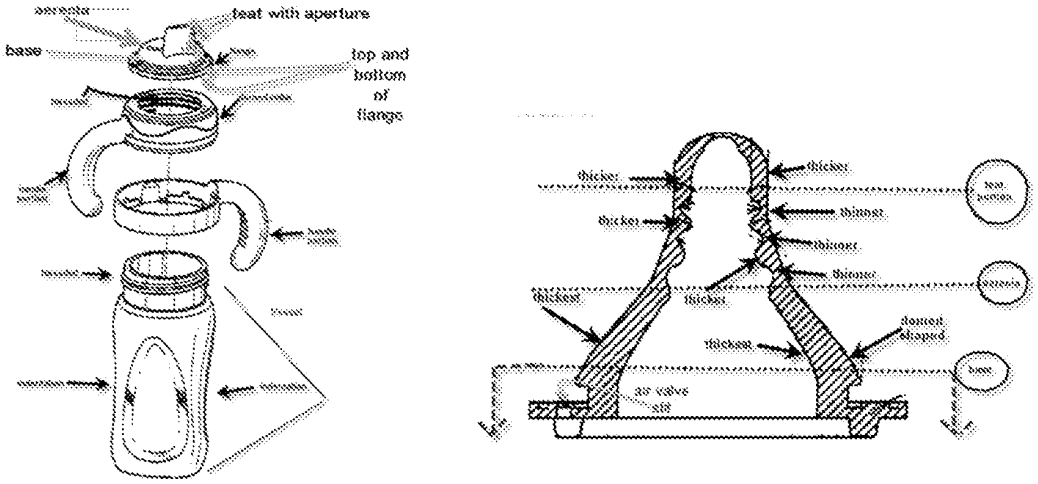

In response to applicant's argument that the references must explicitly provide a

suggestion for combining, a conclusion of obviousness may be made from common knowledge and common sense of the person of ordinary skill in the art without any specific hint or suggestion in a particular reference (see In re Bozek, 416 F.2d 1385,1390, 163 USPQ 545, 549 (CCPA 1969)), with skill being presumed on the part of the artisan, rather than the lack thereof (see In re Sovish 769 F.2d 738, 742, 226 USPQ 771,774 (Fed. Cir. 1985)); further, references may be combined although none of them explicitly suggests combining one with the other (see In re Nilssen 7 USPQ2d 1500 (Fed. Cir. 1989)). It has long been the law that the motivation to combine need not be found in prior art references, but equally can be found "in the knowledge generally available to one of ordinary skill in the art." In re Jones, 958 F.2d 347, 351 (Fed. Cir.1992) (citing In re Fine, 837 F.2d 1071, 1074 (Fed. Cir. 1988)).

The motivation to combine can be found either in a prior art reference, or it can be implicit in the knowledge of one of ordinary skill in the art. See In re Huston, 308 F.3d 1267, 1280 (Fed. Cir. 2002); Motorola, Inc. v. interdigitai Tech. Corp., 121 F.3d 1461, 1472 (Fed. Cir. 1997). Sources suggesting a combination may be: (1) the combined teachings of the prior art, (2) the knowledge of the ordinary practitioner and (3) the nature of the problem to be solved. "The test for implicit showing is what the combined teachings, knowledge of one of ordinary skill in the art, and the nature of the problem to be solved as a whole would have suggested to those of ordinary skill in the art." In re Kotzab, 217 F.3d 1365, 1370, 55 USPQ2d 1313, 1317 (Fed.Cir. 2000). In Richard Ruiz and Foundation Anchoring Systems, Inc. v. A.B. Chance Company, No. 03-1333 (Fed. Cir. January 29, 2004), the court emphasized that an "express written

teaching in the art" to combine references was not required [emphasis added]. Rather, motivation may come from "the nature of a problem to be solved, leading inventors to look to references relating to possible solutions to that problem." Please further note the following from Section 2144 of the MPEP: "The rationale to modify or combine the prior art does not have to be expressly stated in the prior art or it may be reasoned from knowledge generally available to one of ordinary skill in the art, established scientific principles, or legal precedent...The reason or motivation to modify the reference may often suggest what the inventor has done, but for a different purpose or to solve a different problem... It is not necessary that the prior art suggest the combination to achieve the same advantage or result discovered by Applicant." Also Chief Judge Nies writes in a concurring opinion, "While there must be some teaching, reason, suggestion, or motivation to combine existing elements to produce the claimed device, it is not necessary that the cited references or the prior art specifically suggest making the combination... In sum, it is off the mark for litigants to argue, as many do, that an invention cannot be held to have been obvious unless a suggestion to combine prior art teachings is found in a specific reference". See In re Oetiker 977 F.2d 1443, 24 USPQ.2d 1443 (Fed.Cir. 1992). Please note that the motivations for making the combinations are specifically set forth in the rejections.

Conclusion

Any inquiry concerning this communication or earlier communications from the examiner should be directed to CYNTHIA COLLADO whose telephone number is (571)272-8315. The examiner can normally be reached on mon-fri 8-5.

If attempts to reach the examiner by telephone are unsuccessful, the examiner's supervisor, Fenn Mathew can be reached on (571)2724978. The fax phone number for the organization where this application or proceeding is assigned is 571-273-8300.

Information regarding the status of an application may be obtained from the Patent Application Information Retrieval (PAIR) system. Status information for published applications may be obtained from either Private PAIR or Public PAIR. Status information for unpublished applications is available through Private PAIR only. For more information about the PAIR system, see http://pair-direct.uspto.gov. Should you have questions on access to the Private PAIR system, contact the Electronic Business Center (EBC) at 866-217-9197 (toll-free). If you would like assistance from a USPTO Customer Service Representative or access to the automated information system, call 800-786-9199 (IN USA OR CANADA) or 571-272-1000.

CFC
/CYNTHIA COLLADO/
Examiner, Art Unit 3781

/FENN MATHEW/
Supervisory Patent Examiner, Art Unit 3781

Notice of References Cited	Application/Control No. 14/551,783	Applicant(s)/Patent Under Reexamination REES ET AL.	
	Examiner CYNTHIA COLLADO	Art Unit 3781	Page 1 of 1

U.S. PATENT DOCUMENTS

*		Document Number Country Code-Number-Kind Code	Date MM-YYYY	Name	CPC Classification	US Classification
*	A	US-2003/0089676 A1	05-2003	Uehara, Hiroyuki	A61J11/006	215/11.1
*	B	US-6,959,827 B2	11-2005	Morano; Emanuel P.	A47G19/2272	215/11.1
	C	US-				
	D	US-				
	E	US-				
	F	US-				
	G	US-				
	H	US-				
	I	US-				
	J	US-				
	K	US-				
	L	US-				
	M	US-				

FOREIGN PATENT DOCUMENTS

*		Document Number Country Code-Number-Kind Code	Date MM-YYYY	Country	Name	CPC Classification
	N					
	O					
	P					
	Q					
	R					
	S					
	T					

NON-PATENT DOCUMENTS

*		Include as applicable: Author, Title Date, Publisher, Edition or Volume, Pertinent Pages)
	U	
	V	
	W	
	X	

*A copy of this reference is not being furnished with this Office action. (See MPEP § 707.05(a).)
Dates in MM-YYYY format are publication dates. Classifications may be US or foreign.

Nanobebe US Inc., Ex. 1002, Page 413
Nanobebe US Inc. v. Mayborn (UK) Limited et al.

Index of Claims	Application/Control No.	Applicant(s)/Patent Under Reexamination
	14551783	REES ET AL.
	Examiner	Art Unit
	CYNTHIA COLLADO	3781

✓	Rejected	-	Cancelled	N	Non-Elected	A	Appeal
=	Allowed	÷	Restricted	I	Interference	O	Objected

☐ Claims renumbered in the same order as presented by applicant ☐ CPA ☐ T.D. ☐ R.1.47

CLAIM		DATE								
Final	Original	05/03/2015	02/03/2016	12/27/2016						
	1	✓	✓	-						
	2	✓	✓	✓						
	3	✓	✓	✓						
	4	✓	✓	✓						
	5	✓	✓	✓						
	6	✓	✓	✓						
	7	✓	✓	✓						
	8	✓	✓	✓						
	9	✓	✓	-						
	10	✓	✓	-						
	11	✓	✓	-						
	12	✓	✓	-						
	13	✓	✓	-						
	14	✓	✓	✓						
	15	✓	✓	✓						
	16	✓	✓	✓						
	17	✓	✓	✓						
	18			✓						

Nanobebe US Inc., Ex. 1002, Page 414
Nanobebe US Inc. v. Mayborn (UK) Limited et al.

EAST Search History

EAST Search History (Prior Art)

Ref #	Hits	Search Query	DBs	Default Operator	Plurals	Time Stamp
S1	2496	(215/11.1,11.5).CCLS.	US-PGPUB; USPAT; USOCR; FPRS; EPO; JPO; DERWENT; IBM_TDB	OR	OFF	2014/08/04 16:40
S2	13	"3097757"	USPAT	OR	OFF	2014/08/04 16:40
S3	2808	(220/714,502,505,524,251,717,703).CCLS.	US-PGPUB; USPAT; USOCR; FPRS; EPO; JPO; DERWENT; IBM_TDB	OR	OFF	2014/08/04 17:10
S4	2	("20080210655").PN.	US-PGPUB; USPAT; USOCR; FPRS; EPO; JPO; DERWENT; IBM_TDB	OR	OFF	2014/08/04 17:14
S5	5	("2008/0210655").URPN.	USPAT	OR	OFF	2014/08/04 17:15
S7	12	"6959827"	USPAT	OR	OFF	2015/04/26 14:01
S8	0	"20030089676"	USPAT	OR	OFF	2015/04/26 14:03
S9	5	"20030089676"	US-PGPUB; USPAT; USOCR; FPRS; EPO; JPO; DERWENT; IBM_TDB	OR	OFF	2015/04/26 14:03
S10	3	"13364557"	US-PGPUB; USPAT; USOCR; FPRS; EPO; JPO; DERWENT; IBM_TDB	OR	OFF	2015/04/26 14:34
S11	13	"6959827"	US-PGPUB; USPAT; USOCR; FPRS; EPO; JPO; DERWENT; IBM_TDB	OR	OFF	2015/04/30 17:12

Nanobebe US Inc., Ex. 1002, Page 415
Nanobebe US Inc. v. Mayborn (UK) Limited et al.

S12	3	"13364557"	US-PGPUB; USPAT; USOCR; FPRS; EPO; JPO; DERWENT; IBM_TDB	OR	OFF	2015/04/30 22:00
S13	3	"20130200031"	US-PGPUB; USPAT; USOCR; FPRS; EPO; JPO; DERWENT; IBM_TDB	OR	OFF	2015/04/30 22:01
S14	3	"20130200031"	US-PGPUB; USPAT; USOCR; FPRS; EPO; JPO; DERWENT; IBM_TDB	OR	OFF	2015/04/30 22:02
S15	0	("2013/0200031").URPN.	USPAT	OR	OFF	2015/04/30 22:02
S16	1237	A61J9/04.CPC.	US-PGPUB; USPAT; USOCR; FPRS; EPO; JPO; DERWENT; IBM_TDB	OR	OFF	2015/05/03 20:22

12/27/2016 9:16:12 AM
C:\Users\ccollado\Documents\EAST\Workspaces\13364557.wsp

Nanobebe US Inc., Ex. 1002, Page 416
Nanobebe US Inc. v. Mayborn (UK) Limited et al.

Search Notes	Application/Control No.	Applicant(s)/Patent Under Reexamination
	14551783	REES ET AL.
	Examiner	Art Unit
	CYNTHIA COLLADO	3781

CPC- SEARCHED		
Symbol	Date	Examiner
A 61J 9/04 A 61J 11/02 A 61J 11/045, A 61J 11/04, A 61J 9/00	4/28/2015	CFC

CPC COMBINATION SETS - SEARCHED		
Symbol	Date	Examiner

US CLASSIFICATION SEARCHED			
Class	Subclass	Date	Examiner
215	11.5,11.1,396,398,11.6,276,11.4	4/28/2015	CFC

SEARCH NOTES		
Search Notes	Date	Examiner
Discussed application with SPE Fenn Mathew	4/28/2015	CFC
Discussed application with SPE Fenn Mathew	2/1/2016	CFC
Discussed application with SPE Fenn Mathew	12/20/2016	CFC

INTERFERENCE SEARCH			
US Class/ CPC Symbol	US Subclass / CPC Group	Date	Examiner

Nanobebe US Inc., Ex. 1002, Page 417
Nanobebe US Inc. v. Mayborn (UK) Limited et al.

UNITED STATES PATENT AND TRADEMARK OFFICE

UNITED STATES DEPARTMENT OF COMMERCE
U.S. Patent and Trademark Office
Address: COMMISSIONER FOR PATENTS
P.O. Box 1450
Alexandria, Virginia 22313-1450
www.uspto.gov

2387 e 2016-05-10

Olson & Cepuritis, LTD.
20 NORTH WACKER DRIVE
36TH FLOOR
CHICAGO, IL 60606

Paper No.

Application No.:	**14/551,783**	**Date Mailed:**	**2016-05-10** **PAPER**
First Named Inventor:	Arnold Rees	Examiner:	COLLADO, CYNTHIA FRANCISCA
Attorney Docket No.:	JM-4.2	Art Unit:	3781
Confirmation No.:	6509	Filing Date:	11/24/2014

Please find attached an Office communication concerning this application or proceeding.

Commissioner for Patents

PTO-90c (Rev.08-06)

Notice of Non-Compliant Amendment (37 CFR 1.121)	Application No. 14/551,783	Applicant(s) REES ET AL.
		Art Unit OMBL

-- The MAILING DATE of this communication appears on the cover sheet with the correspondence address --

The amendment document filed on *06 May, 2016* is considered non-compliant because it has failed to meet the requirements of 37 CFR 1.121 or 1.4. In order for the amendment document to be compliant, correction of the following item(s) is required.

THE FOLLOWING MARKED (X) ITEM(S) CAUSE THE AMENDMENT DOCUMENT TO BE NON-COMPLIANT:

- ☐ 1. Amendments to the specification:
  - ☐ A. Amended paragraph(s) do not include markings.
  - ☐ B. New paragraph(s) should not be underlined.
  - ☐ C. Other _____.
- ☐ 2. Abstract:
  - ☐ A. Not presented on a separate sheet. 37 CFR 1.72.
  - ☐ B. Other _____.
- ☐ 3. Amendments to the drawings:
  - ☐ A. The drawings are not properly identified in the top margin as "Replacement Sheet," "New Sheet," or "Annotated Sheet" as required by 37 CFR 1.121(d).
  - ☐ B. The practice of submitting proposed drawing correction has been eliminated. Replacement drawings showing amended figures, without markings, in compliance with 37 CFR 1.84 are required.
  - ☐ C. Other _____.
- ☒ 4. Amendments to the claims:
  - ☐ A. A complete listing of all of the claims is not present.
  - ☐ B. The listing of claims does not include the text of all pending claims (including withdrawn claims)
  - ☒ C. Each claim has not been provided with the proper status identifier, and as such, the individual status of each claim cannot be identified. Note: the status of every claim must be indicated after its claim number by using one of the following status identifiers: (Original), (Currently amended), (Canceled), (Previously presented), (New), (Not entered), (Withdrawn) and (Withdrawn-currently amended).
  - ☐ D. The claims of this amendment paper have not been presented in ascending numerical order.
  - ☒ E. Other: *Amended is not the proper status identifier* .
- ☐ 5. Other (e.g., the amendment is unsigned or not signed in accordance with 37 CFR 1.4): For further explanation of the amendment format required by 37 CFR 1.121, see MPEP § 714.

TIME PERIODS FOR FILING A REPLY TO THIS NOTICE:

1. Applicant is given **no new time period if the non-compliant amendment is an** after-final amendment or an amendment filed after allowance, or a drawing submission (only) If applicant wishes to resubmit the non-compliant after-final amendment with corrections, the **entire corrected amendment** must be resubmitted.

2. Applicant is given **two months** from the mail date of this notice to supply the correction, if the non-compliant amendment is one of the following: a preliminary amendment, a non-final amendment (including a submission for a request for continued examination (RCE) under 37 CFR 1.114), a supplemental amendment filed within a suspension period under 37 CFR 1.103(a) or (c), and an amendment filed in response to a Quayle action. If any of above boxes 1 to 4 are checked, the correction required is only the corrected section of the non-compliant amendment in compliance with 37 CFR 1.121.

Extensions of time are available under 37 CFR 1.136(a) only if the non-compliant amendment is a non-final amendment or an amendment filed in response to a *Quayle* action.

Failure to timely respond to this notice will result in:

Abandonment of the application if the non-compliant amendment is a non-final amendment or an amendment filed in response to a *Quayle* action; or

Non-entry of the amendment if the non-compliant amendment is a preliminary amendment or supplemental amendment.

Legal Instruments Examiner (LIE), if applicable /TONI HAKIM/ Telephone No: (571)272-4353

Nanobebe US Inc., Ex. 1002, Page 419
Nanobebe US Inc. v. Mayborn (UK) Limited et al.

IN THE UNITED STATES PATENT AND TRADEMARK OFFICE

Applicants:	Rees et al.	)	Confirmation No.: 6509
		)	
Serial No.:	14/551,783	)	Group Art Unit: 3643
		)	
Filed:	November 24, 2014	)	Examiner: Cynthia F. Collado
		)	
For:	BABY BOTTLE WITH FLEXIBLE NIPPLE REGIONS	)	Attorney Docket No.: JM-4.2

CORRECTED RESPONSE TO FINAL OFFICE ACTION

MAIL STOP AF
Commissioner for Patents
P.O. Box 1450
Alexandria, VA 22313-1450

Sir:

This corrected communication is submitted in response to the Office Action mailed February 9, 2016 in the above-identified application.

Amendments to the Claims begin on page 2 of this document.

Remarks begin on page 4 of this document.

AMENDMENTS TO THE CLAIMS

1) (Canceled).

2) (Currently Amended) The feeding bottle of claim ~~1~~ 18 wherein the vessel has two indentations.

3) (Currently Amended) The feeding bottle of claim ~~1~~ 18 wherein the flange forms an elastomer sealing ring sealing against the top of the vessel.

4) (Currently Amended) The feeding bottle of claim ~~1~~ 18 wherein the open top of the vessel comprises a vessel neck.

5) (Currently Amended) The feeding bottle of claim ~~1~~ 18 wherein the open top of the vessel comprises an outwardly threaded vessel neck.

6) (Currently Amended) The feeding bottle of claim ~~1~~ 18 wherein the internally threaded cylindrical portion of the collar is sized to mate with the open top of the vessel.

7) (Currently Amended) The feeding bottle of claim ~~1~~ 18 wherein the collar comprises polypropylene.

8) (Currently Amended) The feeding bottle of claim ~~1~~ 18 wherein the air valve is a one-way air-inlet valve.

9) (Canceled).

10) (Canceled).

11) (Canceled).

12) (Canceled).

13) (Canceled).

14) (Currently Amended) The feeding bottle of claim ~~13~~ 18 wherein an outer surface of the teat portion has a first texture and an outer surface of the areola portion has a second texture.

15) (Currently Amended) The feeding bottle of claim ~~13~~ 18 wherein an inner surface of the areola portion has at least one groove extending circumferentially.

16) (Currently Amended) The feeding bottle of claim ~~13~~ 18 wherein the teat walls decrease in thickness from the base portion through to the teat portion.

17) (Currently Amended) The feeding bottle of claim ~~13~~ 18 wherein the air valve is located below a top edge of the collar.

Nanobebe US Inc., Ex. 1002, Page 421
Nanobebe US Inc. v. Mayborn (UK) Limited et al.

18) (New) A feeding bottle comprising:

a) a vessel having:

an open top with a first diameter,

a body with a second diameter,

the body being connected with the open top, and the first diameter of the open top being less than the second diameter of the body;

b) a collar having:

an internally threaded cylindrical portion,

a downwardly domed peripheral portion surrounding and extending from the cylindrical portion,

c) a nipple having:

a teat portion having a variable wall thickness including an aperture,

a base portion having a wall thickness in a domed configuration,

an areola portion between the teat portion and the base portion,

a cylindrical flange depending from the base portion,

at least one vent passage extending through the base portion and spaced inwardly from the collar,

a valve portion in communication with the vent passage and projecting downwardly from the flange,

the flange being arranged to seal with the vessel;

d) the nipple being secured to the collar by sealingly capturing the inner edge of the collar between the base portion (116) and the flange (141) and

e) the nipple being secured to the vessel by capturing the flange of the nipple between the collar and the open top of the vessel.

Nanobebe US Inc., Ex. 1002, Page 422
Nanobebe US Inc. v. Mayborn (UK) Limited et al.

REMARKS

In response to the Notice of Non-Compliant Amendment mailed May 10, 2016, Applicants hereby submit a Corrected Response to the Final Office Action. Since the response accompanied a Request for Continued Examination, it is Applicants' understanding that a request for an extension of time and fee are not required. However of an extension and fee are necessary, Applicants hereby request an extension of one month and authorize the Commissioner to charge our Deposit Account No. 15-0508 for any extension fee.

Status of the Application

1. Claims 1 and 9-13 have been canceled.
2. New Claim 18 has been added. No new matter is included.
3. Claims 2-8 and 14-17 have been amended to depend from new Claim 18.
4. Claim 14 has also been amended to replace improper usage of "a" with "an."

Nonstatutory Double Patenting Rejection

In the present Office Action, claims 1-17 were rejected on the ground of nonstatutory double patenting as being unpatentable over claims 1-56 of U.S. Patent No. 8,910,810. To obviate that rejection, Applicants filed a terminal disclaimer with the requisite fee on January 14, 2016. That terminal disclaimer was approved on February 4, 2016. In view of that approval, Applicants request that the double patenting rejection be withdrawn.

Obviousness Rejection of Claims 1-17

In the present Office Action, claims 1-17 1-17 were also rejected under 35 USC 103(a) as being unpatentable over Morano (U.S. Patent No. 6,959,827) in view of Uehara (U.S. Pub. No. 2003/0089676).

A patent may not be granted where "the differences between the subject matter sought to be patented and the prior art are such that the subject matter as a whole would have been obvious at the time the invention was made to a person having ordinary skill in the art to which said subject matter pertains." *KSR Int'l Co. v. Teleflex Inc.*, 127 S.Ct. 1727, 1734 (2007); citing 35 U.S.C. §103. The question of obviousness is resolved on the basis of underlying factual determinations including:(1) the scope and content of the prior art. (2) any differences between

Nanobebe US Inc., Ex. 1002, Page 423
Nanobebe US Inc. v. Mayborn (UK) Limited et al.

the claimed subject matter and the prior art, and (3) the level of skill in the art. *Graham v. John Deere Co.*,383 U.S. 1, 17-18, 148 USPQ 459, 467 (1966).

"Often, it will be necessary for a court to look to interrelated teachings of multiple patents; the effects of demands known to the design community or present in the marketplace; and the background knowledge possessed by a person having ordinary skill in the art, all in order to determine whether there was an apparent reason to combine the known elements in the fashion claimed by the patent at issue." *KSR*, 127 S.Ct. at 1740-41. "To facilitate review, this analysis should be made explicit." *Id.* "[R]ejections on obviousness grounds cannot be sustained by mere conclusory statements; instead, there must be some articulated reasoning with some rational underpinning to support the legal conclusion of obviousness." *In re Kahn*, 441 F.3d 977, 988, 78 USPQ2d 1329, 1336 (Fed. Cir. 2006).

It is the Examiner's burden to establish prima facie obviousness. *See, In re Rijckaert*, 9 F.3d 1531, 1532 (Fed. Cir. 1993). First, the Examiner must demonstrate that the cited prior art includes "a suggestion of all the elements in a claim." *Ex parte Alexander*, 86 USPQ2d 1120, 1122 (Bd. Pat. App. & Int. 2007); citing *CFMT, Inc. v. Yieldup Int'l. Corp.*, 349 F.3d 1333, 1342 (Fed. Cir. 2003). Second, the Examiner must provide evidence that would demonstrate "a reason that would have prompted a person of ordinary skill in the relevant field to combine the elements in the way the claimed new invention does." *Id.* citing *KSR*, 127 S.Ct. at 1741.

Applicants continue to disagree with the Examiner's positions, but, in an effort to move prosecution of this application along, Applicants have canceled claims 1 and 9-13 and present herewith new independent claim 18. Applicants have amended the dependency of the remaining claims to depend from new claim 18. In view of new claim 18, Applicants respectfully traverse the obviousness rejection based on Morano and Uehara for the reasons discussed below. In summary, independent claim 18 and dependent claims 2-8 and 14-17 are patentable over the references cited because:

(1) Morano does not teach, suggest or imply the claim limitations of a feeding bottle having a nipple with a teat portion having a variable wall thickness including an aperture, at least one vent passage extending through the base portion and spaced inwardly from the collar, a valve portion in communication with the vent passage and projecting downwardly from the flange and

Nanobebe US Inc., Ex. 1002, Page 424
Nanobebe US Inc. v. Mayborn (UK) Limited et al.

securing the nipple to the collar by sealingly capturing the inner edge of the collar between the base portion and the flange;

(2) Uehara does not teach, suggest or imply the claim limitations of a feeding bottle having a nipple with at least one vent passage extending through the base portion and spaced inwardly from the collar, a valve portion in communication with the vent passage and projecting downwardly from the flange and securing the nipple to the collar by sealingly capturing the inner edge of the collar between the base portion and the flange; and

(3) There is no teaching, suggestion or motivation to combine the Morano and Uehara references to arrive at a feeding bottle having a nipple with at least one vent passage extending through the base portion and spaced inwardly from the collar, a valve portion in communication with the vent passage and projecting downwardly from the flange and securing the nipple to the collar by sealingly capturing the inner edge of the collar between the base portion and the flange.

The Examiner has acknowledged that "Morano does not show a teat portion having a variable wall thickness including an aperture, a vent passage extending through the base portion, the vent passage having an air valve below a top edge of a collar" of canceled claim 1. 02/09/2016 Office Action, p. 5. While new claim 18 still calls for "a teat portion having a variable wall thickness including an aperture," it also includes the limitations of a feeding bottle with a nipple having (1) at least one vent passage extending through the base portion and spaced inwardly from the collar, (2) a valve portion in communication with the vent passage and projecting downwardly from the flange and (3) secured to the collar by sealingly capturing the inner edge of the collar between the base portion and the flange. Morano does not show, teach or suggest any of those features.

Uehara fails to cure the deficiencies in Morano identified in the 02/09/2016 Office Action with respect to claim 18. In particular, Uehara does not show a feeding bottle with a nipple having (1) at least one vent passage extending through the base portion and spaced inwardly from the collar, (2) a valve portion in communication with the vent passage and projecting downwardly from the flange and (3) secured to the collar by sealingly capturing the inner edge of the collar between the base portion and the flange. In the Office Action, the Examiner pointed to an air valve slit 214c in the provided figure and references paragraph [0224] of Uehara. While

Nanobebe US Inc., Ex. 1002, Page 425
Nanobebe US Inc. v. Mayborn (UK) Limited et al.

Uehara classifies this as a vent valve, it does not correspond to the features recited in claim 18. Claim 18 recites "at least one vent passage extending through the base portion and spaced inwardly from the collar." The base portion is defined in claim 18 as "having a wall thickness in a domed configuration."

As shown on the following page with reference to Fig. 4 of the current application, vent passage 126 extends through the base portion (116) and is spaced inwardly from the collar (130) with the base portion having a wall thickness in a domed configuration. In the figure from Uehara relied upon by the Examiner, shown on the left, the vent does not extend through the base portion having a domed configuration and is not spaced apart from the collar but rather appears to extend through a flat wall portion which lies directly below and in contact with the collar. This flat wall portion lying below and in contact with the collar cannot correspond to a base portion having a wall thickness in a domed configuration with a vent passage spaced inwardly from the collar.

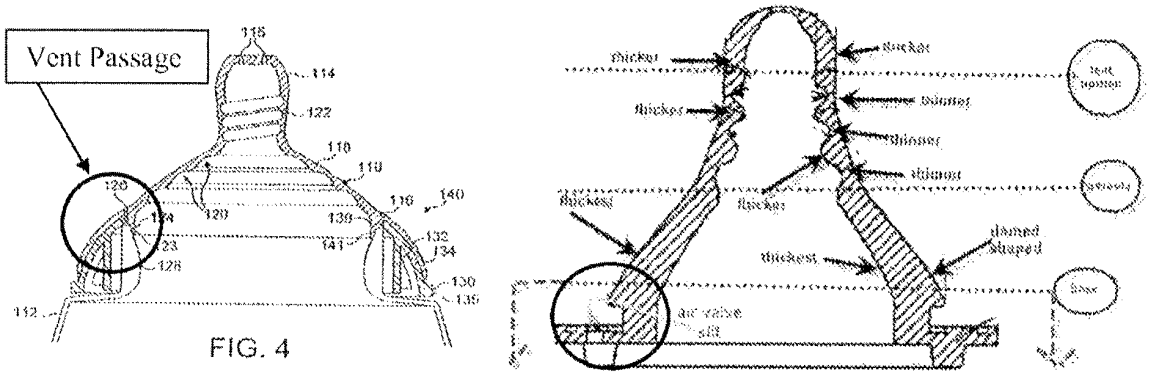

FIG. 4

It is not enough to simply allege a corresponding structure without considering the full extent of the claimed feature. Uehara does not disclose at least one vent passage extending through the base portion as defined and spaced inwardly from the collar as called for by claim 18.

In addition, Uehara does not disclose or suggest a nipple having a valve portion in communication with the vent passage and projecting downwardly from the flange or a nipple secured to the collar by sealingly capturing the inner edge of the collar between the base portion and the flange. Neither the figure provided in the Office Action nor cited paragraph [0224], discloses such features. In sum, Uehara fails to disclose not only the missing features noted in the Office Action but also fails to disclose the other features present in claim 18 that are absent in

Nanobebe US Inc., Ex. 1002, Page 426
Nanobebe US Inc. v. Mayborn (UK) Limited et al.

Morano as described above.

In summary, there is no teaching, suggestion or motivation in Morano or Uehara to combine the references in the manner in which the Examiner has to render claim 18 obvious in view of those reference. Claim 18 is allowable and, since claims 2-8 and 14-17 depend from claim 18, they are allowable for at least the same reasons given above.

Conclusion

In view of the foregoing, Applicants submit that claims 2-8, 14-17 and 18 are in condition for allowance and request early passage of this application to issue. As set forth above, it is Applicants' understanding that no fees should be due with the filing of this response. However should any additional fees be required, please charge our Deposit Account No. 15-0508.

Respectfully submitted,

Date: May 10, 2016

By /Arne M. Olson/
Arne M. Olson (Reg. No. 30,203)

OLSON & CEPURITIS, LTD.
20 North Wacker Drive, 36th Floor
Chicago, Illinois 60606
(312) 580-1180
Attorneys for Applicants

I hereby certify that this correspondence is being transmitted via the U.S. Patent and Trademark Office electronic filing system (EFS-Web) to the USPTO on May 10, 2016.

Typed or printed name of person signing this certificate

Arne M. Olson

Signature /Arne M. Olson /

Nanobebe US Inc., Ex. 1002, Page 427
Nanobebe US Inc. v. Mayborn (UK) Limited et al.

IN THE UNITED STATES PATENT AND TRADEMARK OFFICE

Applicants:	Rees et al.	)	Confirmation No.: 6509
		)	
Serial No.:	14/551,783	)	Group Art Unit: 3643
		)	
Filed:	November 24, 2014	)	Examiner: Cynthia F. Collado
		)	
For:	BABY BOTTLE WITH FLEXIBLE NIPPLE REGIONS	)	Attorney Docket No.: JM-4.2

CONDITIONAL PETITION FOR AN EXTENSION OF TIME OF ONE MONTH

MAIL STOP AF
Commissioner for Patents
P.O. Box 1450
Alexandria, VA 22313-1450

Sir:

In response to the Notice of Non-Compliant Amendment mailed May 10, 2016, Applicants hereby submit a Corrected Response to the Final Office Action. Since the response accompanied a Request for Continued Examination, it is Applicants' understanding that a request for an extension of time and fee are not required. However if an extension and fee are necessary, Applicants hereby request an extension of one month and authorize the Commissioner to charge our Deposit Account No. 15-0508 for any extension fee.

Respectfully submitted,

Date: May 10, 2016

By /Arne M. Olson/
Arne M. Olson (Reg. No. 30,203)

OLSON & CEPURITIS, LTD.
20 North Wacker Drive, 36th Floor
Chicago, Illinois 60606
(312) 580-1180
Attorneys for Applicants

I hereby certify that this correspondence is being transmitted via the U.S. Patent and Trademark Office electronic filing system (EFS-Web) to the USPTO on May 10, 2016.

Typed or printed name of person signing this certificate

Arne M. Olson
Signature /Arne M. Olson /

Electronic Acknowledgement Receipt

EFS ID:	25730346
Application Number:	14551783
International Application Number:	
Confirmation Number:	6509
Title of Invention:	Baby Bottle With Flexible Nipple Regions
First Named Inventor/Applicant Name:	Arnold Rees
Customer Number:	2387
Filer:	Kathleen A. Lyons/Rebecca Lyons
Filer Authorized By:	Kathleen A. Lyons
Attorney Docket Number:	JM-4.2
Receipt Date:	10-MAY-2016
Filing Date:	24-NOV-2014
Time Stamp:	11:42:57
Application Type:	Utility under 35 USC 111(a)

Payment information:

Submitted with Payment	no

File Listing:

Document Number	Document Description	File Name	File Size(Bytes)/ Message Digest	Multi Part /.zip	Pages (if appl.)
1	Amendment Submitted/Entered with Filing of CPA/RCE	Corrected_Resp_OA.pdf	424148 1fb25c0874d11128e0c63e67b7226a9de1f554d9	no	8

Warnings:	
Information:	

2	Extension of Time	Cond_Pet_for_Ext_of_Time.pdf	48273 aa598d81477dea78741bc40df59f49f6c0af2ca6	no	1

Warnings:	
Information:	
Total Files Size (in bytes):	472421

This Acknowledgement Receipt evidences receipt on the noted date by the USPTO of the indicated documents, characterized by the applicant, and including page counts, where applicable. It serves as evidence of receipt similar to a Post Card, as described in MPEP 503.

New Applications Under 35 U.S.C. 111

If a new application is being filed and the application includes the necessary components for a filing date (see 37 CFR 1.53(b)-(d) and MPEP 506), a Filing Receipt (37 CFR 1.54) will be issued in due course and the date shown on this Acknowledgement Receipt will establish the filing date of the application.

National Stage of an International Application under 35 U.S.C. 371

If a timely submission to enter the national stage of an international application is compliant with the conditions of 35 U.S.C. 371 and other applicable requirements a Form PCT/DO/EO/903 indicating acceptance of the application as a national stage submission under 35 U.S.C. 371 will be issued in addition to the Filing Receipt, in due course.

New International Application Filed with the USPTO as a Receiving Office

If a new international application is being filed and the international application includes the necessary components for an international filing date (see PCT Article 11 and MPEP 1810), a Notification of the International Application Number and of the International Filing Date (Form PCT/RO/105) will be issued in due course, subject to prescriptions concerning national security, and the date shown on this Acknowledgement Receipt will establish the international filing date of the application.

PTO/SB/30 (07-14)
Approved for use through 07/31/2016 OMB 0651-0031
U.S. Patent and Trademark Office; U.S. DEPARTMENT OF COMMERCE
Under the Paperwork Reduction Act of 1995, no persons are required to respond to a collection of information unless it contains a valid OMB control number.

Request for Continued Examination (RCE) Transmittal

Address to:
Mail Stop RCE
Commissioner for Patents
P.O. Box 1450
Alexandria, VA 22313-1450

Application Number	14/551,783
Filing Date	November 24, 2014
First Named Inventor	Arnold Rees
Art Unit	3643
Examiner Name	Cynthia F. Collado
Attorney Docket Number	JM-4.2

This is a Request for Continued Examination (RCE) under 37 CFR 1.114 of the above-identified application.
Request for Continued Examination (RCE) practice under 37 CFR 1.114 does not apply to any utility or plant application filed prior to June 8, 1995, to any international application that does not compy with the requirements of 35 U.S.C 371, or to any design application. See Instruction Sheet for RCEs (not to be submitted to the USPTO on page 2.)

1. Submission required under 37 CFR 1.114 Note: If the RCE is proper, any previously filed unentered amendments and amendments enclosed with the RCE will be entered in the order in which they were filed unless applicant instructs otherwise. If applicant does not wish to have any previously filed unentered amendment(s) entered, applicant must request non-entry of such amendment(s).

   a. ☐ Previously submitted. If a final Office action is outstanding, any amendments filed after the final Office action may be considered as a submission even if this box is not checked.

      i. ☐ Consider the arguments in the Appeal Brief or Reply Brief previously filed on _____

      ii. ☐ Other _____

   b. ☑ Enclosed

      i. ☑ Amendment/Reply

      ii. ☐ Affidavit(s)/ Declaration(s)

      iii. ☐ Information Disclosure Statement (IDS)

      iv. ☐ Other _____

2. Miscellaneous

   a. ☐ Suspension of action on the above-identified application is requested under 37 CFR 1.103(c) for a period of _____ months. (Period of suspension shall not exceed 3 months; Fee under 37 CFR 1.17(i) required)

   b. ☐ Other _____

3. Fees The RCE fee under 37 CFR 1.17(e) is required by 37 CFR 1.114 when the RCE is filed.

   a. ☑ The Director is hereby authorized to charge the following fees, any underpayment of fees, or credit any overpayments, to Deposit Account No. 15-0508.

      i. ☑ RCE fee required under 37 CFR 1.17(e)

      ii. ☐ Extension of time fee (37 CFR 1.136 and 1.17)

      iii. ☐ Other _____

   b. ☐ Check in the amount of $ _____ enclosed

   c. ☐ Payment by credit card (Form PTO-2038 enclosed)

WARNING: Information on this form may become public. Credit card information should not be included on this form. Provide credit card information and authorization on PTO-2038.

SIGNATURE OF APPLICANT, ATTORNEY, OR AGENT REQUIRED

Signature		Date	May 6, 2016
Name (Print/Type)	Arne M. Olson	Registration No.	30,203

CERTIFICATE OF MAILING OR TRANSMISSION

I hereby certify that this correspondence is being deposited with the United States Postal Service with sufficient postage as first class mail in an envelope addressed to: Mail Stop RCE, Commissioner for Patents, P. O. Box 1450, Alexandria, VA 22313-1450 or facsimile transmitted to the U.S. Patent and Trademark Office on the date shown below.

Signature	(Electronic Submission)		
Name (Print/Type)	Rebecca E. Lyons	Date	May 6, 2016

This collection of information is required by 37 CFR 1.114. The information is required to obtain or retain a benefit by the public which is to file (and by the USPTO to process) an application. Confidentiality is governed by 35 U.S.C. 122 and 37 CFR 1.11 and 1.14. This collection is estimated to take 12 minutes to complete, including gathering, preparing, and submitting the completed application form to the USPTO. Time will vary depending upon the individual case. Any comments on the amount of time you require to complete this form and/or suggestions for reducing this burden, should be sent to the Chief Information Officer, U.S. Patent and Trademark Office, U.S. Department of Commerce, P.O. Box 1450, Alexandria, VA 22313-1450. DO NOT SEND FEES OR COMPLETED FORMS TO THIS ADDRESS. **SEND TO: Mail Stop RCE, Commissioner for Patents, P.O. Box 1450, Alexandria, VA 22313-1450.**

If you need assistance in completing the form, call 1-800-PTO-9199 and select option 2.

IN THE UNITED STATES PATENT AND TRADEMARK OFFICE

Applicants:	Rees et al.	)	Confirmation No.: 6509
		)	
Serial No.:	14/551,783	)	Group Art Unit: 3643
		)	
Filed:	November 24, 2014	)	Examiner: Cynthia F. Collado
		)	
For:	BABY BOTTLE WITH FLEXIBLE NIPPLE REGIONS	)	Attorney Docket No.: JM-4.2

RESPONSE TO FINAL OFFICE ACTION

MAIL STOP AF
Commissioner for Patents
P.O. Box 1450
Alexandria, VA 22313-1450

Sir:

This communication is submitted in response to the Office Action mailed February 9, 2016 in the above-identified application.

Amendments to the Claims begin on page 2 of this document.

Remarks begin on page 4 of this document.

AMENDMENTS TO THE CLAIMS

1) (Canceled).

2) (Amended) The feeding bottle of claim ~~1~~ 18 wherein the vessel has two indentations.

3) (Amended) The feeding bottle of claim ~~1~~ 18 wherein the flange forms an elastomer sealing ring sealing against the top of the vessel.

4) (Amended) The feeding bottle of claim ~~1~~ 18 wherein the open top of the vessel comprises a vessel neck.

5) (Amended) The feeding bottle of claim ~~1~~ 18 wherein the open top of the vessel comprises an outwardly threaded vessel neck.

6) (Amended) The feeding bottle of claim ~~1~~ 18 wherein the internally threaded cylindrical portion of the collar is sized to mate with the open top of the vessel.

7) (Amended) The feeding bottle of claim ~~1~~ 18 wherein the collar comprises polypropylene.

8) (Amended) The feeding bottle of claim ~~1~~ 18 wherein the air valve is a one-way air-inlet valve.

9) (Canceled).

10) (Canceled).

11) (Canceled).

12) (Canceled).

13) (Canceled).

14) (Amended) The feeding bottle of claim ~~13~~ 18 wherein an outer surface of the teat portion has a first texture and an outer surface of the areola portion has a second texture.

15) (Amended) The feeding bottle of claim ~~13~~ 18 wherein an inner surface of the areola portion has at least one groove extending circumferentially.

16) (Amended) The feeding bottle of claim ~~13~~ 18 wherein the teat walls decrease in thickness from the base portion through to the teat portion.

17) (Amended) The feeding bottle of claim ~~13~~ 18 wherein the air valve is located below a top edge of the collar.

Nanobebe US Inc., Ex. 1002, Page 433
Nanobebe US Inc. v. Mayborn (UK) Limited et al.

18) (New) A feeding bottle comprising:

a) a vessel having:

an open top with a first diameter,

a body with a second diameter,

the body being connected with the open top, and the first diameter of the open top being less than the second diameter of the body;

b) a collar having:

an internally threaded cylindrical portion,

a downwardly domed peripheral portion surrounding and extending from the cylindrical portion,

c) a nipple having:

a teat portion having a variable wall thickness including an aperture,

a base portion having a wall thickness in a domed configuration,

an areola portion between the teat portion and the base portion,

a cylindrical flange depending from the base portion,

at least one vent passage extending through the base portion and spaced inwardly from the collar,

a valve portion in communication with the vent passage and projecting downwardly from the flange,

the flange being arranged to seal with the vessel;

d) the nipple being secured to the collar by sealingly capturing the inner edge of the collar between the base portion (116) and the flange (141) and

e) the nipple being secured to the vessel by capturing the flange of the nipple between the collar and the open top of the vessel.

Nanobebe US Inc., Ex. 1002, Page 434
Nanobebe US Inc. v. Mayborn (UK) Limited et al.

REMARKS

Status of the Application

1. Claims 1 and 9-13 have been canceled.
2. New Claim 18 has been added. No new matter is included.
3. Claims 2-8 and 14-17 have been amended to depend from new Claim 18.
4. Claim 14 has also been amended to replace improper usage of "a" with "an."

Nonstatutory Double Patenting Rejection

In the present Office Action, claims 1-17 were rejected on the ground of nonstatutory double patenting as being unpatentable over claims 1-56 of U.S. Patent No. 8,910,810. To obviate that rejection, Applicants filed a terminal disclaimer with the requisite fee on January 14, 2016. That terminal disclaimer was approved on February 4, 2016. In view of that approval, Applicants request that the double patenting rejection be withdrawn.

Obviousness Rejection of Claims 1-17

In the present Office Action, claims 1-17 1-17 were also rejected under 35 USC 103(a) as being unpatentable over Morano (U.S. Patent No. 6,959,827) in view of Uehara (U.S. Pub. No. 2003/0089676).

A patent may not be granted where "the differences between the subject matter sought to be patented and the prior art are such that the subject matter as a whole would have been obvious at the time the invention was made to a person having ordinary skill in the art to which said subject matter pertains." *KSR Int'l Co. v. Teleflex Inc.*, 127 S.Ct. 1727, 1734 (2007); citing 35 U.S.C. §103. The question of obviousness is resolved on the basis of underlying factual determinations including:(1) the scope and content of the prior art. (2) any differences between the claimed subject matter and the prior art, and (3) the level of skill in the art. *Graham v. John Deere Co.*,383 U.S. 1, 17-18, 148 USPQ 459, 467 (1966).

"Often, it will be necessary for a court to look to interrelated teachings of multiple patents; the effects of demands known to the design community or present in the marketplace; and the background knowledge possessed by a person having ordinary skill in the art, all in order to determine whether there was an apparent reason to combine the known elements in the fashion

Nanobebe US Inc., Ex. 1002, Page 435
Nanobebe US Inc. v. Mayborn (UK) Limited et al.

claimed by the patent at issue." *KSR*, 127 S.Ct. at 1740-41. "To facilitate review, this analysis should be made explicit." *Id.* "[R]ejections on obviousness grounds cannot be sustained by mere conclusory statements; instead, there must be some articulated reasoning with some rational underpinning to support the legal conc1usion of obviousness." *In re Kahn*, 441 F.3d 977, 988, 78 USPQ2d 1329, 1336 (Fed. Cir. 2006).

It is the Examiner's burden to establish prima facie obviousness. *See, In re Rijckaert*, 9 F.3d 1531, 1532 (Fed. Cir. 1993). First, the Examiner must demonstrate that the cited prior art includes "a suggestion of all the elements in a claim." *Ex parte Alexander*, 86 USPQ2d 1120, 1122 (Bd. Pat. App. & Int. 2007); citing *CFMT, Inc. v. Yieldup Int'l. Corp.*, 349 F.3d 1333, 1342 (Fed. Cir. 2003). Second, the Examiner must provide evidence that would demonstrate "a reason that would have prompted a person of ordinary skill in the relevant field to combine the elements in the way the claimed new invention does." *Id.* citing *KSR*, 127 S.Ct. at 1741.

Applicants continue to disagree with the Examiner's positions, but, in an effort to move prosecution of this application along, Applicants have canceled claims 1 and 9-13 and present herewith new independent claim 18. Applicants have amended the dependency of the remaining claims to depend from new claim 18. In view of new claim 18, Applicants respectfully traverse the obviousness rejection based on Morano and Uehara for the reasons discussed below. In summary, independent claim 18 and dependent claims 2-8 and 14-17 are patentable over the references cited because:

(1) Morano does not teach, suggest or imply the claim limitations of a feeding bottle having a nipple with a teat portion having a variable wall thickness including an aperture, at least one vent passage extending through the base portion and spaced inwardly from the collar, a valve portion in communication with the vent passage and projecting downwardly from the flange and securing the nipple to the collar by sealingly capturing the inner edge of the collar between the base portion and the flange;

(2) Uehara does not teach, suggest or imply the claim limitations of a feeding bottle having a nipple with at least one vent passage extending through the base portion and spaced inwardly from the collar, a valve portion in communication with the vent passage and projecting downwardly from the flange and securing the nipple to the collar by sealingly capturing the inner edge of the collar between the base portion and the flange; and

Nanobebe US Inc., Ex. 1002, Page 436
Nanobebe US Inc. v. Mayborn (UK) Limited et al.

(3) There is no teaching, suggestion or motivation to combine the Morano and Uehara references to arrive at a feeding bottle having a nipple with at least one vent passage extending through the base portion and spaced inwardly from the collar, a valve portion in communication with the vent passage and projecting downwardly from the flange and securing the nipple to the collar by sealingly capturing the inner edge of the collar between the base portion and the flange.

The Examiner has acknowledged that "Morano does not show a teat portion having a variable wall thickness including an aperture, a vent passage extending through the base portion, the vent passage having an air valve below a top edge of a collar" of canceled claim 1. 02/09/2016 Office Action, p. 5. While new claim 18 still calls for "a teat portion having a variable wall thickness including an aperture," it also includes the limitations of a feeding bottle with a nipple having (1) at least one vent passage extending through the base portion and spaced inwardly from the collar, (2) a valve portion in communication with the vent passage and projecting downwardly from the flange and (3) secured to the collar by sealingly capturing the inner edge of the collar between the base portion and the flange. Morano does not show, teach or suggest any of those features.

Uehara fails to cure the deficiencies in Morano identified in the 02/09/2016 Office Action with respect to claim 18. In particular, Uehara does not show a feeding bottle with a nipple having (1) at least one vent passage extending through the base portion and spaced inwardly from the collar, (2) a valve portion in communication with the vent passage and projecting downwardly from the flange and (3) secured to the collar by sealingly capturing the inner edge of the collar between the base portion and the flange. In the Office Action, the Examiner pointed to an air valve slit 214c in the provided figure and references paragraph [0224] of Uehara. While Uehara classifies this as a vent valve, it does not correspond to the features recited in claim 18. Claim 18 recites "at least one vent passage extending through the base portion and spaced inwardly from the collar." The base portion is defined in claim 18 as "having a wall thickness in a domed configuration."

As shown on the following page with reference to Fig. 4 of the current application, vent passage 126 extends through the base portion (116) and is spaced inwardly from the collar (130) with the base portion having a wall thickness in a domed configuration. In the figure from

Nanobebe US Inc., Ex. 1002, Page 437
Nanobebe US Inc. v. Mayborn (UK) Limited et al.

Uehara relied upon by the Examiner, shown on the left, the vent does not extend through the base portion having a domed configuration and is not spaced apart from the collar but rather appears to extend through a flat wall portion which lies directly below and in contact with the collar. This flat wall portion lying below and in contact with the collar cannot correspond to a base portion having a wall thickness in a domed configuration with a vent passage spaced inwardly from the collar.

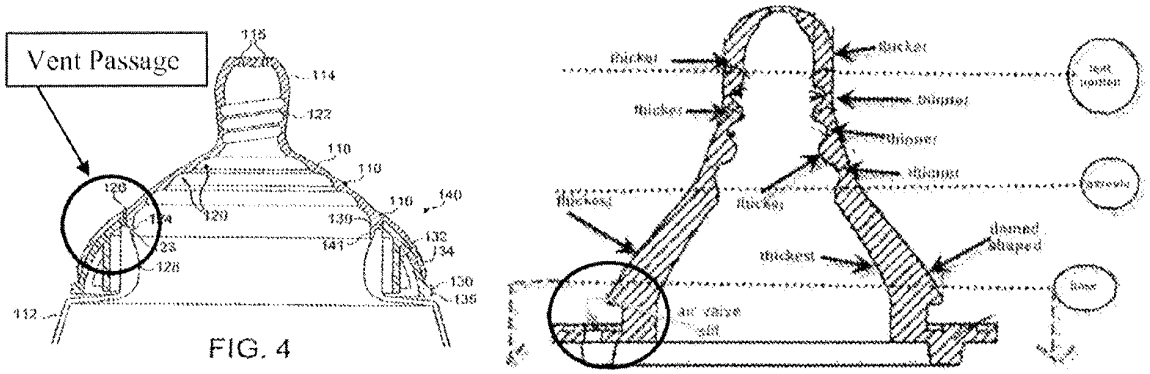

FIG. 4

It is not enough to simply allege a corresponding structure without considering the full extent of the claimed feature. Uehara does not disclose at least one vent passage extending through the base portion as defined and spaced inwardly from the collar as called for by claim 18.

In addition, Uehara does not disclose or suggest a nipple having a valve portion in communication with the vent passage and projecting downwardly from the flange or a nipple secured to the collar by sealingly capturing the inner edge of the collar between the base portion and the flange. Neither the figure provided in the Office Action nor cited paragraph [0224], discloses such features. In sum, Uehara fails to disclose not only the missing features noted in the Office Action but also fails to disclose the other features present in claim 18 that are absent in Morano as described above.

In summary, there is no teaching, suggestion or motivation in Morano or Uehara to combine the references in the manner in which the Examiner has to render claim 18 obvious in view of those reference. Claim 18 is allowable and, since claims 2-8 and 14-17 depend from claim 18, they are allowable for at least the same reasons given above.

Nanobebe US Inc., Ex. 1002, Page 438
Nanobebe US Inc. v. Mayborn (UK) Limited et al.

Conclusion

In view of the foregoing, Applicants submit that claims 2-8, 14-17 and 18 are in condition for allowance and request early passage of this application to issue. No other fees should be due with the filing of this response. However should any additional fees be required the, please charge our Deposit Account No. 15-0508.

Respectfully submitted,

Date: May 6, 2016

By /Arne M. Olson/
Arne M. Olson (Reg. No. 30,203)

OLSON & CEPURITIS, LTD.
20 North Wacker Drive, 36th Floor
Chicago, Illinois 60606
(312) 580-1180
Attorneys for Applicants

I hereby certify that this correspondence is being transmitted via the U.S. Patent and Trademark Office electronic filing system (EFS-Web) to the USPTO on May 6, 2016.

Typed or printed name of person signing this certificate

Arne M. Olson
Signature /Arne M. Olson /

Nanobebe US Inc., Ex. 1002, Page 439
Nanobebe US Inc. v. Mayborn (UK) Limited et al.

Electronic Patent Application Fee Transmittal

Application Number:	14551783
Filing Date:	24-Nov-2014
Title of Invention:	Baby Bottle With Flexible Nipple Regions
First Named Inventor/Applicant Name:	Arnold Rees
Filer:	Kathleen A. Lyons/Rebecca Lyons
Attorney Docket Number:	JM-4.2

Filed as Large Entity

Filing Fees for Utility under 35 USC 111(a)

Description	Fee Code	Quantity	Amount	Sub-Total in USD($)
Basic Filing:				
Pages:				
Claims:				
Miscellaneous-Filing:				
Petition:				
Patent-Appeals-and-Interference:				
Post-Allowance-and-Post-Issuance:				
Extension-of-Time:				

Description	Fee Code	Quantity	Amount	Sub-Total in USD($)
Miscellaneous:				
Request for Continued Examination	1801	1	1200	1200
		Total in USD ($)		**1200**

Electronic Acknowledgement Receipt

EFS ID:	25704517
Application Number:	14551783
International Application Number:	
Confirmation Number:	6509
Title of Invention:	Baby Bottle With Flexible Nipple Regions
First Named Inventor/Applicant Name:	Arnold Rees
Customer Number:	2387
Filer:	Kathleen A. Lyons/Rebecca Lyons
Filer Authorized By:	Kathleen A. Lyons
Attorney Docket Number:	JM-4.2
Receipt Date:	06-MAY-2016
Filing Date:	24-NOV-2014
Time Stamp:	12:32:25
Application Type:	Utility under 35 USC 111(a)

Payment information:

Submitted with Payment	yes
Payment Type	Deposit Account
Payment was successfully received in RAM	$1200
RAM confirmation Number	9395
Deposit Account	150508
Authorized User	LYONS, REBECCA
The Director of the USPTO is hereby authorized to charge indicated fees and credit any overpayment as follows:	

Charge any Additional Fees required under 37 CFR 1.21 (Miscellaneous fees and charges)

File Listing:

Document Number	Document Description	File Name	File Size(Bytes)/ Message Digest	Multi Part /.zip	Pages (if appl.)
1	Amendment Submitted/Entered with Filing of CPA/RCE	Resp_to_Final_OA.pdf	406178 264e4012a3db782eeae0847ddca38d0d7b67978f	no	8
Warnings:					
Information:					
2	Request for Continued Examination (RCE)	RCE.pdf	492381 d8c15713e8d429e29724cc6177170382be640c30	no	9
Warnings:					
This is not a USPTO supplied RCE SB30 form.					
Information:					
3	Fee Worksheet (SB06)	fee-info.pdf	30278 af4d488130eb92a1ac83d50c193badc6cc9d8ce4	no	2
Warnings:					
Information:					
		Total Files Size (in bytes):	928837		

This Acknowledgement Receipt evidences receipt on the noted date by the USPTO of the indicated documents, characterized by the applicant, and including page counts, where applicable. It serves as evidence of receipt similar to a Post Card, as described in MPEP 503.

New Applications Under 35 U.S.C. 111
If a new application is being filed and the application includes the necessary components for a filing date (see 37 CFR 1.53(b)-(d) and MPEP 506), a Filing Receipt (37 CFR 1.54) will be issued in due course and the date shown on this Acknowledgement Receipt will establish the filing date of the application.

National Stage of an International Application under 35 U.S.C. 371
If a timely submission to enter the national stage of an international application is compliant with the conditions of 35 U.S.C. 371 and other applicable requirements a Form PCT/DO/EO/903 indicating acceptance of the application as a national stage submission under 35 U.S.C. 371 will be issued in addition to the Filing Receipt, in due course.

New International Application Filed with the USPTO as a Receiving Office
If a new international application is being filed and the international application includes the necessary components for an international filing date (see PCT Article 11 and MPEP 1810), a Notification of the International Application Number and of the International Filing Date (Form PCT/RO/105) will be issued in due course, subject to prescriptions concerning national security, and the date shown on this Acknowledgement Receipt will establish the international filing date of the application.

IN THE UNITED STATES PATENT AND TRADEMARK OFFICE

Applicants:	Rees et al.	)	Confirmation No.: 6509
		)	
Serial No.:	14/551,783	)	Group Art Unit: 3643
		)	
Filed:	November 24, 2014	)	Examiner: Cynthia F. Collado
		)	
For:	BABY BOTTLE WITH FLEXIBLE NIPPLE REGIONS	)	Attorney Docket No.: JM-4.2

RESPONSE TO FINAL OFFICE ACTION

MAIL STOP AF
Commissioner for Patents
P.O. Box 1450
Alexandria, VA 22313-1450

Sir:

This communication is submitted in response to the Office Action mailed February 9, 2016 in the above-identified application.

Amendments to the Claims begin on page 2 of this document.

Remarks begin on page 4 of this document.

AMENDMENTS TO THE CLAIMS

1) (Canceled).

2) (Amended) The feeding bottle of claim ~~1~~ 18 wherein the vessel has two indentations.

3) (Amended) The feeding bottle of claim ~~1~~ 18 wherein the flange forms an elastomer sealing ring sealing against the top of the vessel.

4) (Amended) The feeding bottle of claim ~~1~~ 18 wherein the open top of the vessel comprises a vessel neck.

5) (Amended) The feeding bottle of claim ~~1~~ 18 wherein the open top of the vessel comprises an outwardly threaded vessel neck.

6) (Amended) The feeding bottle of claim ~~1~~ 18 wherein the internally threaded cylindrical portion of the collar is sized to mate with the open top of the vessel.

7) (Amended) The feeding bottle of claim ~~1~~ 18 wherein the collar comprises polypropylene.

8) (Amended) The feeding bottle of claim ~~1~~ 18 wherein the air valve is a one-way air-inlet valve.

9) (Canceled).

10) (Canceled).

11) (Canceled).

12) (Canceled).

13) (Canceled).

14) (Amended) The feeding bottle of claim ~~13~~ 18 wherein an outer surface of the teat portion has a first texture and an outer surface of the areola portion has a second texture.

15) (Amended) The feeding bottle of claim ~~13~~ 18 wherein an inner surface of the areola portion has at least one groove extending circumferentially.

16) (Amended) The feeding bottle of claim ~~13~~ 18 wherein the teat walls decrease in thickness from the base portion through to the teat portion.

17) (Amended) The feeding bottle of claim ~~13~~ 18 wherein the air valve is located below a top edge of the collar.

Nanobebe US Inc., Ex. 1002, Page 445
Nanobebe US Inc. v. Mayborn (UK) Limited et al.

18) (New) A feeding bottle comprising:

a) a vessel having:

an open top with a first diameter,

a body with a second diameter,

the body being connected with the open top, and the first diameter of the open top being less than the second diameter of the body;

b) a collar having:

an internally threaded cylindrical portion,

a downwardly domed peripheral portion surrounding and extending from the cylindrical portion,

c) a nipple having:

a teat portion having a variable wall thickness including an aperture,

a base portion having a wall thickness in a domed configuration,

an areola portion between the teat portion and the base portion,

a cylindrical flange depending from the base portion,

at least one vent passage extending through the base portion and spaced inwardly from the collar,

a valve portion in communication with the vent passage and projecting downwardly from the flange,

the flange being arranged to seal with the vessel;

d) the nipple being secured to the collar by sealingly capturing the inner edge of the collar between the base portion (116) and the flange (141) and

e) the nipple being secured to the vessel by capturing the flange of the nipple between the collar and the open top of the vessel.

Nanobebe US Inc., Ex. 1002, Page 446
Nanobebe US Inc. v. Mayborn (UK) Limited et al.

REMARKS

Status of the Application

1. Claims 1 and 9-13 have been canceled.
2. New Claim 18 has been added. No new matter is included.
3. Claims 2-8 and 14-17 have been amended to depend from new Claim 18.
4. Claim 14 has also been amended to replace improper usage of "a" with "an."

Nonstatutory Double Patenting Rejection

In the present Office Action, claims 1-17 were rejected on the ground of nonstatutory double patenting as being unpatentable over claims 1-56 of U.S. Patent No. 8,910,810. To obviate that rejection, Applicants filed a terminal disclaimer with the requisite fee on January 14, 2016. That terminal disclaimer was approved on February 4, 2016. In view of that approval, Applicants request that the double patenting rejection be withdrawn.

Obviousness Rejection of Claims 1-17

In the present Office Action, claims 1-17 1-17 were also rejected under 35 USC 103(a) as being unpatentable over Morano (U.S. Patent No. 6,959,827) in view of Uehara (U.S. Pub. No. 2003/0089676).

A patent may not be granted where "the differences between the subject matter sought to be patented and the prior art are such that the subject matter as a whole would have been obvious at the time the invention was made to a person having ordinary skill in the art to which said subject matter pertains." *KSR Int'l Co. v. Teleflex Inc.*, 127 S.Ct. 1727, 1734 (2007); citing 35 U.S.C. §103. The question of obviousness is resolved on the basis of underlying factual determinations including:(1) the scope and content of the prior art. (2) any differences between the claimed subject matter and the prior art, and (3) the level of skill in the art. *Graham v. John Deere Co.*,383 U.S. 1, 17-18, 148 USPQ 459, 467 (1966).

"Often, it will be necessary for a court to look to interrelated teachings of multiple patents; the effects of demands known to the design community or present in the marketplace; and the background knowledge possessed by a person having ordinary skill in the art, all in order to determine whether there was an apparent reason to combine the known elements in the fashion

Nanobebe US Inc., Ex. 1002, Page 447
Nanobebe US Inc. v. Mayborn (UK) Limited et al.

claimed by the patent at issue." *KSR*, 127 S.Ct. at 1740-41. "To facilitate review, this analysis should be made explicit." *Id.* "[R]ejections on obviousness grounds cannot be sustained by mere conclusory statements; instead, there must be some articulated reasoning with some rational underpinning to support the legal conclusion of obviousness." *In re Kahn*, 441 F.3d 977, 988, 78 USPQ2d 1329, 1336 (Fed. Cir. 2006).

It is the Examiner's burden to establish prima facie obviousness. *See, In re Rijckaert*, 9 F.3d 1531, 1532 (Fed. Cir. 1993). First, the Examiner must demonstrate that the cited prior art includes "a suggestion of all the elements in a claim." *Ex parte Alexander*, 86 USPQ2d 1120, 1122 (Bd. Pat. App. & Int. 2007); citing *CFMT, Inc. v. Yieldup Int'l. Corp.*, 349 F.3d 1333, 1342 (Fed. Cir. 2003). Second, the Examiner must provide evidence that would demonstrate "a reason that would have prompted a person of ordinary skill in the relevant field to combine the elements in the way the claimed new invention does." *Id.* citing *KSR*, 127 S.Ct. at 1741.

Applicants continue to disagree with the Examiner's positions, but, in an effort to move prosecution of this application along, Applicants have canceled claims 1 and 9-13 and present herewith new independent claim 18. Applicants have amended the dependency of the remaining claims to depend from new claim 18. In view of new claim 18, Applicants respectfully traverse the obviousness rejection based on Morano and Uehara for the reasons discussed below. In summary, independent claim 18 and dependent claims 2-8 and 14-17 are patentable over the references cited because:

(1) Morano does not teach, suggest or imply the claim limitations of a feeding bottle having a nipple with a teat portion having a variable wall thickness including an aperture, at least one vent passage extending through the base portion and spaced inwardly from the collar, a valve portion in communication with the vent passage and projecting downwardly from the flange and securing the nipple to the collar by sealingly capturing the inner edge of the collar between the base portion and the flange;

(2) Uehara does not teach, suggest or imply the claim limitations of a feeding bottle having a nipple with at least one vent passage extending through the base portion and spaced inwardly from the collar, a valve portion in communication with the vent passage and projecting downwardly from the flange and securing the nipple to the collar by sealingly capturing the inner edge of the collar between the base portion and the flange; and

Nanobebe US Inc., Ex. 1002, Page 448
Nanobebe US Inc. v. Mayborn (UK) Limited et al.

(3) There is no teaching, suggestion or motivation to combine the Morano and Uehara references to arrive at a feeding bottle having a nipple with at least one vent passage extending through the base portion and spaced inwardly from the collar, a valve portion in communication with the vent passage and projecting downwardly from the flange and securing the nipple to the collar by sealingly capturing the inner edge of the collar between the base portion and the flange.

The Examiner has acknowledged that "Morano does not show a teat portion having a variable wall thickness including an aperture, a vent passage extending through the base portion, the vent passage having an air valve below a top edge of a collar" of canceled claim 1. 02/09/2016 Office Action, p. 5. While new claim 18 still calls for "a teat portion having a variable wall thickness including an aperture," it also includes the limitations of a feeding bottle with a nipple having (1) at least one vent passage extending through the base portion and spaced inwardly from the collar, (2) a valve portion in communication with the vent passage and projecting downwardly from the flange and (3) secured to the collar by sealingly capturing the inner edge of the collar between the base portion and the flange. Morano does not show, teach or suggest any of those features.

Uehara fails to cure the deficiencies in Morano identified in the 02/09/2016 Office Action with respect to claim 18. In particular, Uehara does not show a feeding bottle with a nipple having (1) at least one vent passage extending through the base portion and spaced inwardly from the collar, (2) a valve portion in communication with the vent passage and projecting downwardly from the flange and (3) secured to the collar by sealingly capturing the inner edge of the collar between the base portion and the flange. In the Office Action, the Examiner pointed to an air valve slit 214c in the provided figure and references paragraph [0224] of Uehara. While Uehara classifies this as a vent valve, it does not correspond to the features recited in claim 18. Claim 18 recites "at least one vent passage extending through the base portion and spaced inwardly from the collar." The base portion is defined in claim 18 as "having a wall thickness in a domed configuration."

As shown on the following page with reference to Fig. 4 of the current application, vent passage 126 extends through the base portion (116) and is spaced inwardly from the collar (130) with the base portion having a wall thickness in a domed configuration. In the figure from

Nanobebe US Inc., Ex. 1002, Page 449
Nanobebe US Inc. v. Mayborn (UK) Limited et al.

Uehara relied upon by the Examiner, shown on the left, the vent does not extend through the base portion having a domed configuration and is not spaced apart from the collar but rather appears to extend through a flat wall portion which lies directly below and in contact with the collar. This flat wall portion lying below and in contact with the collar cannot correspond to a base portion having a wall thickness in a domed configuration with a vent passage spaced inwardly from the collar.

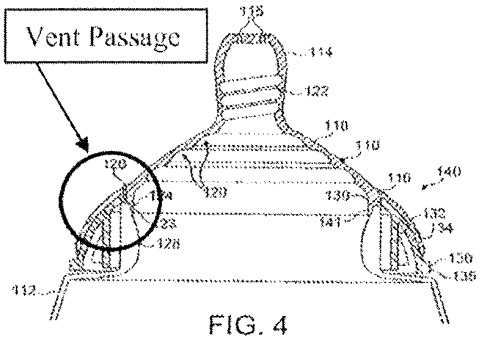

FIG. 4

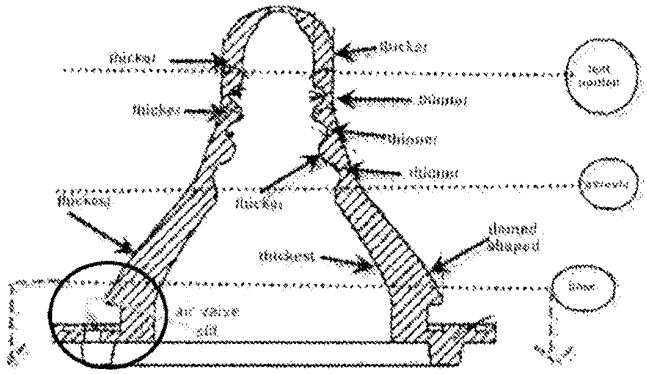

It is not enough to simply allege a corresponding structure without considering the full extent of the claimed feature. Uehara does not disclose at least one vent passage extending through the base portion as defined and spaced inwardly from the collar as called for by claim 18.

In addition, Uehara does not disclose or suggest a nipple having a valve portion in communication with the vent passage and projecting downwardly from the flange or a nipple secured to the collar by sealingly capturing the inner edge of the collar between the base portion and the flange. Neither the figure provided in the Office Action nor cited paragraph [0224], discloses such features. In sum, Uehara fails to disclose not only the missing features noted in the Office Action but also fails to disclose the other features present in claim 18 that are absent in Morano as described above.

In summary, there is no teaching, suggestion or motivation in Morano or Uehara to combine the references in the manner in which the Examiner has to render claim 18 obvious in view of those reference. Claim 18 is allowable and, since claims 2-8 and 14-17 depend from claim 18, they are allowable for at least the same reasons given above.

Nanobebe US Inc., Ex. 1002, Page 450
Nanobebe US Inc. v. Mayborn (UK) Limited et al.

Conclusion

In view of the foregoing, Applicants submit that claims 2-8, 14-17 and 18 are in condition for allowance and request early passage of this application to issue. No other fees should be due with the filing of this response. However should any additional fees be required the, please charge our Deposit Account No. 15-0508.

Respectfully submitted,

Date: May 6, 2016

By /Arne M. Olson/
Arne M. Olson (Reg. No. 30,203)

OLSON & CEPURITIS, LTD.
20 North Wacker Drive, 36th Floor
Chicago, Illinois 60606
(312) 580-1180
Attorneys for Applicants

I hereby certify that this correspondence is being transmitted via the U.S. Patent and Trademark Office electronic filing system (EFS-Web) to the USPTO on May 6, 2016.

Typed or printed name of person signing this certificate

Arne M. Olson
Signature /Arne M. Olson /

Nanobebe US Inc., Ex. 1002, Page 451
Nanobebe US Inc. v. Mayborn (UK) Limited et al.

PTO/SB/06 (09-11)
Approved for use through 1/31/2014. OMB 0651-0032
U.S. Patent and Trademark Office; U.S. DEPARTMENT OF COMMERCE
Under the Paperwork Reduction Act of 1995, no persons are required to respond to a collection of information unless it displays a valid OMB control number.

PATENT APPLICATION FEE DETERMINATION RECORD Substitute for Form PTO-875	Application or Docket Number 14/551,783	Filing Date 11/24/2014	☐ To be Mailed

ENTITY: ☒ LARGE ☐ SMALL ☐ MICRO

APPLICATION AS FILED – PART I

	(Column 1)	(Column 2)		
FOR	NUMBER FILED	NUMBER EXTRA	RATE ($)	FEE ($)
☐ BASIC FEE (37 CFR 1.16(a), (b), or (c))	N/A	N/A	N/A	
☐ SEARCH FEE (37 CFR 1.16(k), (i), or (m))	N/A	N/A	N/A	
☐ EXAMINATION FEE (37 CFR 1.16(o), (p), or (q))	N/A	N/A	N/A	
TOTAL CLAIMS (37 CFR 1.16(i))	minus 20 =	*	X $ =	
INDEPENDENT CLAIMS (37 CFR 1.16(h))	minus 3 =	*	X $ =	
☐ APPLICATION SIZE FEE (37 CFR 1.16(s))	If the specification and drawings exceed 100 sheets of paper, the application size fee due is $310 ($155 for small entity) for each additional 50 sheets or fraction thereof. See 35 U.S.C. 41(a)(1)(G) and 37 CFR 1.16(s).			
☐ MULTIPLE DEPENDENT CLAIM PRESENT (37 CFR 1.16(j))				
* If the difference in column 1 is less than zero, enter "0" in column 2.			TOTAL	

APPLICATION AS AMENDED – PART II

AMENDMENT	05/06/2016	(Column 1) CLAIMS REMAINING AFTER AMENDMENT		(Column 2) HIGHEST NUMBER PREVIOUSLY PAID FOR	(Column 3) PRESENT EXTRA	RATE ($)	ADDITIONAL FEE ($)
	Total (37 CFR 1.16(i))	* 12	Minus	** 20	= 0	X $80 =	0
	Independent (37 CFR 1.16(h))	* 1	Minus	***3	= 0	X $420 =	0
	☐ Application Size Fee (37 CFR 1.16(s))						
	☐ FIRST PRESENTATION OF MULTIPLE DEPENDENT CLAIM (37 CFR 1.16(j))						
						TOTAL ADD'L FEE	0

AMENDMENT		(Column 1) CLAIMS REMAINING AFTER AMENDMENT		(Column 2) HIGHEST NUMBER PREVIOUSLY PAID FOR	(Column 3) PRESENT EXTRA	RATE ($)	ADDITIONAL FEE ($)
	Total (37 CFR 1.16(i))	*	Minus	**	=	X $ =	
	Independent (37 CFR 1.16(h))	*	Minus	***	=	X $ =	
	☐ Application Size Fee (37 CFR 1.16(s))						
	☐ FIRST PRESENTATION OF MULTIPLE DEPENDENT CLAIM (37 CFR 1.16(j))						
						TOTAL ADD'L FEE	

* If the entry in column 1 is less than the entry in column 2, write "0" in column 3.
** If the "Highest Number Previously Paid For" IN THIS SPACE is less than 20, enter "20".
*** If the "Highest Number Previously Paid For" IN THIS SPACE is less than 3, enter "3".
The "Highest Number Previously Paid For" (Total or Independent) is the highest number found in the appropriate box in column 1.

LIE
/TONI HAKIM/

This collection of information is required by 37 CFR 1.16. The information is required to obtain or retain a benefit by the public which is to file (and by the USPTO to process) an application. Confidentiality is governed by 35 U.S.C. 122 and 37 CFR 1.14. This collection is estimated to take 12 minutes to complete, including gathering, preparing, and submitting the completed application form to the USPTO. Time will vary depending upon the individual case. Any comments on the amount of time you require to complete this form and/or suggestions for reducing this burden, should be sent to the Chief Information Officer, U.S. Patent and Trademark Office, U.S. Department of Commerce, P.O. Box 1450, Alexandria, VA 22313-1450. DO NOT SEND FEES OR COMPLETED FORMS TO THIS ADDRESS. **SEND TO: Commissioner for Patents, P.O. Box 1450, Alexandria, VA 22313-1450.**

If you need assistance in completing the form, call 1-800-PTO-9199 and select option 2.

UNITED STATES PATENT AND TRADEMARK OFFICE

UNITED STATES DEPARTMENT OF COMMERCE
United States Patent and Trademark Office
Address: COMMISSIONER FOR PATENTS
P.O. Box 1450
Alexandria, Virginia 22313-1450
www.uspto.gov

APPLICATION NO.	FILING DATE	FIRST NAMED INVENTOR	ATTORNEY DOCKET NO.	CONFIRMATION NO.
14/551,783	11/24/2014	Arnold Rees	JM-4.2	6509

2387 7590 02/09/2016

Olson & Cepuritis, LTD.
20 NORTH WACKER DRIVE
36TH FLOOR
CHICAGO, IL 60606

EXAMINER	
COLLADO, CYNTHIA FRANCISCA	

ART UNIT	PAPER NUMBER
3781	

MAIL DATE	DELIVERY MODE
02/09/2016	PAPER

Please find below and/or attached an Office communication concerning this application or proceeding.

The time period for reply, if any, is set in the attached communication.

Nanobebe US Inc., Ex. 1002, Page 453
Nanobebe US Inc. v. Mayborn (UK) Limited et al.

Office Action Summary	Application No. 14/551,783	Applicant(s) REES ET AL.	
	Examiner CYNTHIA COLLADO	Art Unit 3781	AIA (First Inventor to File) Status No

-- The MAILING DATE of this communication appears on the cover sheet with the correspondence address --

Period for Reply

A SHORTENED STATUTORY PERIOD FOR REPLY IS SET TO EXPIRE *3* MONTHS FROM THE MAILING DATE OF THIS COMMUNICATION.

- Extensions of time may be available under the provisions of 37 CFR 1.136(a). In no event, however, may a reply be timely filed after SIX (6) MONTHS from the mailing date of this communication.
- If NO period for reply is specified above, the maximum statutory period will apply and will expire SIX (6) MONTHS from the mailing date of this communication.
- Failure to reply within the set or extended period for reply will, by statute, cause the application to become ABANDONED (35 U.S.C. § 133). Any reply received by the Office later than three months after the mailing date of this communication, even if timely filed, may reduce any earned patent term adjustment. See 37 CFR 1.704(b).

Status

1)☒ Responsive to communication(s) filed on *1/14/2016*.

☐ A declaration(s)/affidavit(s) under **37 CFR 1.130(b)** was/were filed on _____.

2a)☒ This action is **FINAL**. 2b)☐ This action is non-final.

3)☐ An election was made by the applicant in response to a restriction requirement set forth during the interview on _____; the restriction requirement and election have been incorporated into this action.

4)☐ Since this application is in condition for allowance except for formal matters, prosecution as to the merits is closed in accordance with the practice under *Ex parte Quayle*, 1935 C.D. 11, 453 O.G. 213.

Disposition of Claims*

5)☒ Claim(s) *1-17* is/are pending in the application.

5a) Of the above claim(s) _____ is/are withdrawn from consideration.

6)☐ Claim(s) _____ is/are allowed.

7)☒ Claim(s) *1-17* is/are rejected.

8)☐ Claim(s) _____ is/are objected to.

9)☐ Claim(s) _____ are subject to restriction and/or election requirement.

* If any claims have been determined allowable, you may be eligible to benefit from the **Patent Prosecution Highway** program at a participating intellectual property office for the corresponding application. For more information, please see http://www.uspto.gov/patents/init_events/pph/index.jsp or send an inquiry to PPHfeedback@uspto.gov.

Application Papers

10)☐ The specification is objected to by the Examiner.

11)☒ The drawing(s) filed on *11/24/2014* is/are: a)☒ accepted or b)☐ objected to by the Examiner.

Applicant may not request that any objection to the drawing(s) be held in abeyance. See 37 CFR 1.85(a).

Replacement drawing sheet(s) including the correction is required if the drawing(s) is objected to. See 37 CFR 1.121(d).

Priority under 35 U.S.C. § 119

12)☐ Acknowledgment is made of a claim for foreign priority under 35 U.S.C. § 119(a)-(d) or (f).

Certified copies:

a)☐ All b)☐ Some** c)☐ None of the:

1.☐ Certified copies of the priority documents have been received.

2.☐ Certified copies of the priority documents have been received in Application No. _____.

3.☐ Copies of the certified copies of the priority documents have been received in this National Stage application from the International Bureau (PCT Rule 17.2(a)).

** See the attached detailed Office action for a list of the certified copies not received.

Attachment(s)

1) ☐ Notice of References Cited (PTO-892)

2) ☐ Information Disclosure Statement(s) (PTO/SB/08a and/or PTO/SB/08b) Paper No(s)/Mail Date _____.

3) ☐ Interview Summary (PTO-413) Paper No(s)/Mail Date. _____ .

4) ☐ Other: _____.

Nanobebe US Inc., Ex. 1002, Page 454
Nanobebe US Inc. v. Mayborn (UK) Limited et al.

The present application is being examined under the pre-AIA first to invent provisions.

DETAILED ACTION

Double Patenting

The nonstatutory double patenting rejection is based on a judicially created doctrine grounded in public policy (a policy reflected in the statute) so as to prevent the unjustified or improper timewise extension of the "right to exclude" granted by a patent and to prevent possible harassment by multiple assignees. A nonstatutory double patenting rejection is appropriate where the claims at issue are not identical, but at least one examined application claim is not patentably distinct from the reference claim(s) because the examined application claim is either anticipated by, or would have been obvious over, the reference claim(s). See, e.g., *In re Berg*, 140 F.3d 1428, 46 USPQ2d 1226 (Fed. Cir. 1998); *In re Goodman*, 11 F.3d 1046, 29 USPQ2d 2010 (Fed. Cir. 1993); *In re Longi*, 759 F.2d 887, 225 USPQ 645 (Fed. Cir. 1985); *In re Van Ornum*, 686 F.2d 937, 214 USPQ 761 (CCPA 1982); *In re Vogel*, 422 F.2d 438, 164 USPQ 619 (CCPA 1970); and *In re Thorington*, 418 F.2d 528, 163 USPQ 644 (CCPA 1969).

A timely filed terminal disclaimer in compliance with 37 CFR 1.321(c) or 1.321(d) may be used to overcome an actual or provisional rejection based on a nonstatutory double patenting ground provided the reference application or patent either is shown to be commonly owned with this application, or claims an invention made as a result of

activities undertaken within the scope of a joint research agreement. A terminal disclaimer must be signed in compliance with 37 CFR 1.321(b).

The USPTO internet Web site contains terminal disclaimer forms which may be used. Please visit http://www.uspto.gov/forms/. The filing date of the application will determine what form should be used. A web-based eTerminal Disclaimer may be filled out completely online using web-screens. An eTerminal Disclaimer that meets all requirements is auto-processed and approved immediately upon submission. For more information about eTerminal Disclaimers, refer to http://www.uspto.gov/patents/process/file/efs/guidance/eTD-info-I.jsp.

Claims 1-17 are rejected on the ground of nonstatutory double patenting as being unpatentable over claims 1-56 of U.S. Patent No. 8, 910,810. Although the claims at issue are not identical, they are not patentably distinct from each other because U.S. Patent No. 8, 910,810 discloses the following: *a feeding bottle comprising: a nipple having: a teat portion having a variable wall thickness including an aperture, a base portion having a wall thickness in a domed configuration, an areola portion between the teat portion and the base portion, a flange connected to the base portion, a vent passage extending through the base portion, the vent passage having an air valve below a top edge of a collar, and the flange being arranged to seal with a vessel; the vessel having: an open top with a first diameter, a body with a second diameter, the body being connected with the open top, and the first diameter of the open top being less than the second diameter of the body; the collar having: an internally threaded cylindrical portion, a downwardly domed peripheral portion surrounding and extending*

from the cylindrical portion, and the nipple being secured to the vessel with the flange of the nipple being captured between the collar and the open top of the vessel.

Claim Rejections - 35 USC § 103

The following is a quotation of 35 U.S.C. 103(a) which forms the basis for all obviousness rejections set forth in this Office action:

> (a) A patent may not be obtained though the invention is not identically disclosed or described as set forth in section 102 of this title, if the differences between the subject matter sought to be patented and the prior art are such that the subject matter as a whole would have been obvious at the time the invention was made to a person having ordinary skill in the art to which said subject matter pertains. Patentability shall not be negatived by the manner in which the invention was made.

The factual inquiries set forth in *Graham* v. *John Deere Co.*, 383 U.S. 1, 148 USPQ 459 (1966), that are applied for establishing a background for determining obviousness under 35 U.S.C. 103(a) are summarized as follows:

1. Determining the scope and contents of the prior art.
2. Ascertaining the differences between the prior art and the claims at issue.
3. Resolving the level of ordinary skill in the pertinent art.
4. Considering objective evidence present in the application indicating obviousness or nonobviousness.

Claims 1-17 are rejected under 35 U.S.C. 103(a) as being unpatentable over Morano (US Patent No.6, 959, 827) in view of Uehara (US 2003/0089676).

[Claim 1] Morano discloses a nipple (see fig below) having a teat and an aereola portion (see teat above areola in fig below), a base portion having a wall thickness in a domed configuration,

a flange having a downwardly depending cylindrical portion and connected to the base portion(see fig below),

the vessel having: an open top with a first diameter(see fig below), a body with a second diameter(see fig below), the body being connected with the open top(see fig below), and the first diameter of the open top being less than the second diameter of the body(see fig below); the collar having: an internally threaded cylindrical portion, a downwardly domed peripheral portion surrounding and extending from the cylindrical portion(see fig below), and the nipple being secured to the vessel with the flange of the nipple being captured between the collar and the open top of the vessel and the flange being arranged to seal with a vessel(see fig below)

Morano fails to show

a teat portion having a variable wall thickness including an aperture, a vent passage extending through the base portion, the vent passage having an air valve below a top edge of a collar.

The reference to Uehara discloses an elastic teat portion having a variable wall thickness (see fig below) including an aperture (see fluid opening),

a slit air valve connected to the base portion wherein the slit valve extends generally transverse to the base portion and opens under negative pressure within the feeding bottle(see fig below,[0224]),

a vent passage extending through the base portion, the vent passage having an air valve below a top edge of a collar(see fig below,[0224]).

Based on the teaching of Uehara it would have been obvious to one having ordinary skill in the art at the time the invention was made to a teat portion having a variable wall thickness (see fig below) including an aperture(see fluid opening),

a vent passage extending through the base portion, the vent passage having an air valve below a top edge of a collar(see fig below,[0224]) to allow the nipple to behave in the same manner as the nipple of the mother.

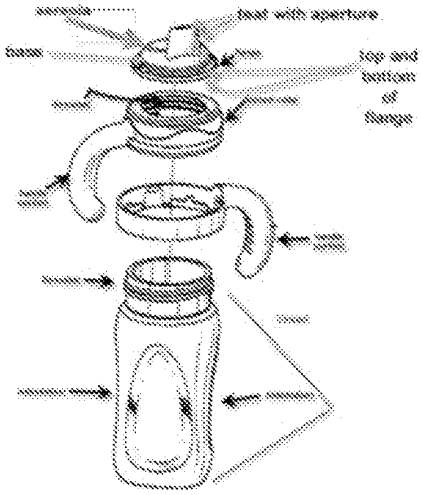

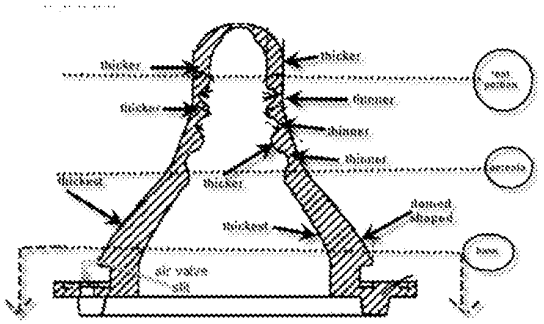

[Claim 2] Morano in view of Uehara discloses wherein the vessel has two indentations (see **Morano** in the fig above).

[Claim 3] Morano in view of Uehara discloses wherein the flange forms an elastomer sealing ring sealing against the top of the vessel (see Uehara in fig above also [0072]).

[Claim 4] Morano in view of Uehara discloses wherein the open top of the vessel

comprises a vessel neck (see **Morano**, in the fig above).

[Claim 5] Morano in view of Uehara discloses wherein the open top of the vessel comprises an outwardly threaded vessel neck (see **Morano**, in the fig above).

[Claim 6] Morano in view of Uehara discloses wherein the internally threaded cylindrical portion of the collar is sized to mate with the open top of the vessel (see **Morano**, in the fig above).

[Claim 7] Morano in view of Uehara discloses wherein the collar comprises polypropylene (see Morano, col 3, lines 27-30).

[Claim 8] Morano in view of Uehara discloses wherein the air valve is a one-way air-inlet valve (see **Uehara**, [0137]).

[Claim 9] Morano discloses a nipple having a teat portion including an aperture (see fig above),

a base portion having a domed configuration(see domed shaped base), a flange having a downwardly depending cylindrical portion and connected to the base portion (see flange wall where it goes from the top to the bottom section), and the flange being arranged to seal with a vessel(see fig above);

the vessel having an open top with a first diameter(see fig above), a body with a second diameter(see fig above), the body being connected with the open top(see fig above), and the first diameter of the open top being less than the second diameter of the body(see diameter of the open top to be smaller than the widest part of the body in the fig above); the collar having an internally threaded cylindrical portion(see fig above), a downwardly domed peripheral portion surrounding and extending from the cylindrical portion(see fig above), the domed peripheral portion having a horizontal outward annular flange at its base(see fig above), and the nipple being secured to the vessel with the flange of the nipple being captured between the collar and the open top of the vessel(see fig above).

Morano fails to show a vent passage extending through the base portion, the vent passage having an air valve below a top edge of a collar.

Uehara discloses a vent passage extending through the base portion, the vent passage having an air valve below a top edge of a collar to adjust the imbalance of the pressure when there occurs an imbalance of the pressure (see fig below [0138]).

Based on the teaching of Uehara it would have been obvious to one having ordinary skill in the art at the time the invention was made to have a vent passage having an air valve below a top edge of a collar to adjust the imbalance of the pressure when there occurs an imbalance of the pressure (see fig below, [0138]).

[Claim 10] Morano in view of Uehara discloses wherein the horizontal outward annular

flange is thicker than the domed peripheral portion (see Uehara fig above).

[Claim 11] Morano in view of Uehara discloses wherein the diameter of the horizontal outward annular flange is less than the diameter of the vessel body (see Morano fig above where the flange fits inside of the vessel body).

[Claim 12] Morano in view of Uehara discloses wherein the domed peripheral portion terminates at a central circular orifice corresponding with the open top of the vessel (see Uehara fig above where the dome section ends at a central circular office).

[Claim 13] Morano discloses a nipple having: a teat portion having a groove around its inner cylindrical vertical surface and a flow valve, a base portion having a domed configuration(see fig above), an areola portion between the teat portion and the base portion(see fig above), a flange having a downwardly depending cylindrical portion and connected to the base portion(see fig above), the vessel having: an open top with a first diameter, a body with a second diameter, the body being connected with the open top, and the first diameter of the open top being less than the second diameter of the body(see fig above);

the collar having: an internally threaded cylindrical portion(see fig above), a downwardly domed peripheral portion extending from the cylindrical portion, and the nipple being secured to the vessel with the flange of the nipple being captured between the collar and the open top of the vessel(see fig above). Morano fails to show a vent

passage extending through the base portion, the vent passage having an air valve below a top edge of a collar.

Uehara discloses a vent passage extending through the base portion, the vent passage having an air valve below a top edge of a collar to adjust the imbalance of the pressure when there occurs an imbalance of the pressure (see fig below [0138]).

Based on the teaching of Uehara it would have been obvious to one having ordinary skill in the art at the time the invention was made to have a vent passage having an air valve below a top edge of a collar to adjust the imbalance of the pressure when there occurs an imbalance of the pressure (see fig below, [0138]).

[Claim 14] Morano in view of Uehara discloses a teat having a texture.
Morano in view of Uehara do not disclose an outer surface of the teat portion has a first texture and an outer surface of the areola portion has a second texture. At the time the invention was made, it would have been an obvious matter of design choice to a person of ordinary skill in the art to have a first texture on an outer surface of the teat portion and a outer surface of the areola portion have a second texture of the combination of claim 13 because Applicant has not disclosed that having a first texture on an outer surface of the teat portion and an outer surface of the areola portion have a second texture provides an advantage, is used for a particular purpose, or solves a stated problem. One of ordinary skill in the art, furthermore, would have expected the teat in the combination above, and applicant's invention, to perform equally well with either the outer surface texture taught by the combination above or the claimed 14 text outer

surface texture because both teats would perform the same function of allowing the nipple to behave in the same manner as the nipple of the mother

Therefore, it would have been prima facie obvious to modify the combination above to obtain the invention as specified in claim 14 because such a modification would have been considered a mere design consideration which fails to patentably distinguish over the prior art of the combination above.

[Claim 15] Morano in view of Uehara discloses wherein an inner surface of the areola portion has at least one groove extending circumferentially (see Uehara fig above).

[Claim 16] Morano in view of Uehara discloses wherein the teat walls decrease in thickness from the base portion through to the teat portion (see Uehara fig above).

[Claim 17] Morano in view of Uehara discloses wherein the air valve is located below a top edge of the collar (see Uehara fig above).

Response to Arguments

Applicant's arguments filed 9/18/2015 have been fully considered but they are not persuasive.

The applicant argues that Morano is not analogous art because it is neither from the same field of endeavor nor reasonably pertinent to the problem faced by the inventor. The examiner respectfully disagrees. Even though the Morano reference

addresses a different problem, it is still in the same field of endeavor as the claimed invention.

The applicant argues that the flange of Morano fails to disclose a downwardly depending cylindrical portion. The examiner respectfully disagrees. The flange in the Morano reference as shown in the figure below shows the flange having a downwardly depending cylindrical. Furthermore one cannot show nonobviousness by attacking references individually where the rejections are based on combinations of references. *In reKeller,* 642 F.2d 413, 208 USPQ 871 (CCPA 1981); *In reMerck & Co., Inc.,* 800 F.2d 1091, 231 USPQ 375 (Fed. Cir. 1986).



The applicant argues that the reference of Uehara fails to disclose a vent passage extending through the base portion and the vent passage having an air valve below a top edge of a collar. The examiner respectfully disagrees. The reference to Uehara discloses an elastic teat portion having a variable wall thickness as shown in the figure below including an aperture (see fluid opening),

a slit air valve connected to the base portion wherein the slit valve extends generally transverse to the base portion and opens under negative pressure within the feeding bottle(see the air slit valve in the figure below,[0224]),

a vent passage extending through the base portion, the vent passage having an air valve below a top edge of a collar(see fig below,[0224]).

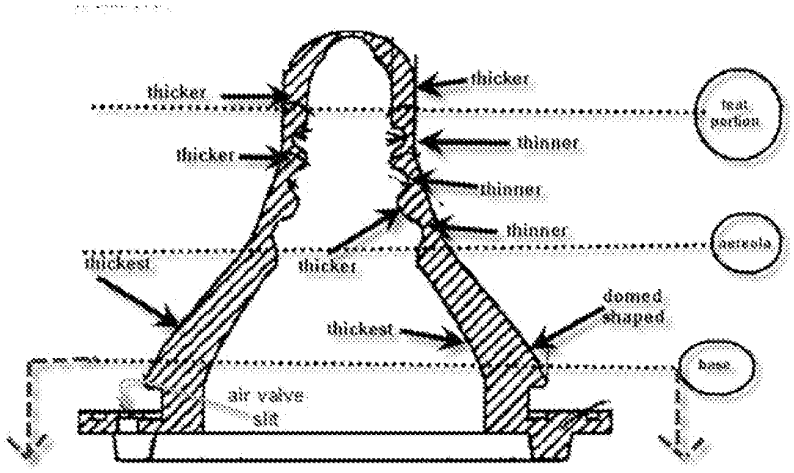

Conclusion

THIS ACTION IS MADE FINAL. Applicant is reminded of the extension of time policy as set forth in 37 CFR 1.136(a).

A shortened statutory period for reply to this final action is set to expire THREE MONTHS from the mailing date of this action. In the event a first reply is filed within TWO MONTHS of the mailing date of this final action and the advisory action is not

mailed until after the end of the THREE-MONTH shortened statutory period, then the shortened statutory period will expire on the date the advisory action is mailed, and any extension fee pursuant to 37 CFR 1.136(a) will be calculated from the mailing date of the advisory action. In no event, however, will the statutory period for reply expire later than SIX MONTHS from the mailing date of this final action.

Any inquiry concerning this communication or earlier communications from the examiner should be directed to CYNTHIA COLLADO whose telephone number is (571)272-8315. The examiner can normally be reached on mon-fri 8-5.

If attempts to reach the examiner by telephone are unsuccessful, the examiner's supervisor, Fenn Mathew can be reached on (571)2724978. The fax phone number for the organization where this application or proceeding is assigned is 571-273-8300.

Information regarding the status of an application may be obtained from the Patent Application Information Retrieval (PAIR) system. Status information for published applications may be obtained from either Private PAIR or Public PAIR. Status information for unpublished applications is available through Private PAIR only. For more information about the PAIR system, see http://pair-direct.uspto.gov. Should you have questions on access to the Private PAIR system, contact the Electronic Business Center (EBC) at 866-217-9197 (toll-free). If you would like assistance from a USPTO Customer Service Representative or access to the automated information system, call 800-786-9199 (IN USA OR CANADA) or 571-272-1000.

CFC

/CYNTHIA COLLADO/
Examiner, Art Unit 3781

/FENN MATHEW/
Supervisory Patent Examiner, Art Unit 3781

EAST Search History

EAST Search History (Prior Art)

Ref #	Hits	Search Query	DBs	Default Operator	Plurals	Time Stamp
S1	2496	(215/11.1,11.5).CCLS.	US-PGPUB; USPAT; USOCR; FPRS; EPO; JPO; DERWENT; IBM_TDB	OR	OFF	2014/08/04 16:40
S2	13	"3097757"	USPAT	OR	OFF	2014/08/04 16:40
S3	2808	(220/714,502,505,524,251,717,703).CCLS.	US-PGPUB; USPAT; USOCR; FPRS; EPO; JPO; DERWENT; IBM_TDB	OR	OFF	2014/08/04 17:10
S4	2	("20080210655").PN.	US-PGPUB; USPAT; USOCR; FPRS; EPO; JPO; DERWENT; IBM_TDB	OR	OFF	2014/08/04 17:14
S5	5	("2008/0210655").URPN.	USPAT	OR	OFF	2014/08/04 17:15
S7	12	"6959827"	USPAT	OR	OFF	2015/04/26 14:01
S8	0	"20030089676"	USPAT	OR	OFF	2015/04/26 14:03
S9	5	"20030089676"	US-PGPUB; USPAT; USOCR; FPRS; EPO; JPO; DERWENT; IBM_TDB	OR	OFF	2015/04/26 14:03
S10	3	"13364557"	US-PGPUB; USPAT; USOCR; FPRS; EPO; JPO; DERWENT; IBM_TDB	OR	OFF	2015/04/26 14:34
S11	13	"6959827"	US-PGPUB; USPAT; USOCR; FPRS; EPO; JPO; DERWENT; IBM_TDB	OR	OFF	2015/04/30 17:12

Nanobebe US Inc., Ex. 1002, Page 469
Nanobebe US Inc. v. Mayborn (UK) Limited et al.

S12	3	"13364557"	US-PGPUB; USPAT; USOCR; FPRS; EPO; JPO; DERWENT; IBM_TDB	OR	OFF	2015/04/30 22:00
S13	3	"20130200031"	US-PGPUB; USPAT; USOCR; FPRS; EPO; JPO; DERWENT; IBM_TDB	OR	OFF	2015/04/30 22:01
S14	3	"20130200031"	US-PGPUB; USPAT; USOCR; FPRS; EPO; JPO; DERWENT; IBM_TDB	OR	OFF	2015/04/30 22:02
S15	0	("2013/0200031").URPN.	USPAT	OR	OFF	2015/04/30 22:02
S16	1237	A61J9/04.CPC.	US-PGPUB; USPAT; USOCR; FPRS; EPO; JPO; DERWENT; IBM_TDB	OR	OFF	2015/05/03 20:22

EAST Search History (Interference)

Ref #	Hits	Search Query	DBs	Default Operator	Plurals	Time Stamp
S6	712	215/11.5	USPAT	OR	OFF	2014/08/04 17:00

2/3/2016 11:19:59 AM
C:\Users\ccollado\Documents\EAST\Workspaces\13364557.wsp

Nanobebe US Inc., Ex. 1002, Page 470
Nanobebe US Inc. v. Mayborn (UK) Limited et al.

Index of Claims	Application/Control No.	Applicant(s)/Patent Under Reexamination
	14551783	REES ET AL.
	Examiner	Art Unit
	CYNTHIA COLLADO	3781

✓	Rejected	-	Cancelled	N	Non-Elected	A	Appeal
=	Allowed	÷	Restricted	I	Interference	O	Objected

☐ Claims renumbered in the same order as presented by applicant ☐ CPA ☐ T.D. ☐ R.1.47

CLAIM		DATE								
Final	Original	05/03/2015	02/03/2016							
	1	✓	✓							
	2	✓	✓							
	3	✓	✓							
	4	✓	✓							
	5	✓	✓							
	6	✓	✓							
	7	✓	✓							
	8	✓	✓							
	9	✓	✓							
	10	✓	✓							
	11	✓	✓							
	12	✓	✓							
	13	✓	✓							
	14	✓	✓							
	15	✓	✓							
	16	✓	✓							
	17	✓	✓							

Nanobebe US Inc., Ex. 1002, Page 471
Nanobebe US Inc. v. Mayborn (UK) Limited et al.

Search Notes	Application/Control No.	Applicant(s)/Patent Under Reexamination
	14551783	REES ET AL.
	Examiner	Art Unit
	CYNTHIA COLLADO	3781

CPC- SEARCHED		
Symbol	Date	Examiner
A 61J 9/04 A 61J 11/02 A 61J 11/045, A 61J 11/04, A 61J 9/00	4/28/2015	CFC

CPC COMBINATION SETS - SEARCHED		
Symbol	Date	Examiner

US CLASSIFICATION SEARCHED			
Class	Subclass	Date	Examiner
215	11.5,11.1,396,398,11.6,276,11.4	4/28/2015	CFC

SEARCH NOTES		
Search Notes	Date	Examiner
Discussed application with SPE Fenn Mathew	4/28/2015	CFC
Discussed application with SPE Fenn Mathew	2/1/2016	CFC

INTERFERENCE SEARCH			
US Class/ CPC Symbol	US Subclass / CPC Group	Date	Examiner

Nanobebe US Inc., Ex. 1002, Page 472
Nanobebe US Inc. v. Mayborn (UK) Limited et al.

Application Number	Application/Control No.	Applicant(s)/Patent under Reexamination	
	14/551,783	REES ET AL.	

Document Code - DISQ	Internal Document – DO NOT MAIL

TERMINAL DISCLAIMER	☒ APPROVED	☐ DISAPPROVED
Date Filed : 1/14/16	This patent is subject to a Terminal Disclaimer	

Approved/Disapproved by:

Lawana Hixon

U.S. Patent and Trademark Office

UNITED STATES PATENT AND TRADEMARK OFFICE

UNITED STATES DEPARTMENT OF COMMERCE
United States Patent and Trademark Office
Address: COMMISSIONER FOR PATENTS
P.O. Box 1450
Alexandria, Virginia 22313-1450
www.uspto.gov

APPLICATION NUMBER	FILING OR 371(C) DATE	FIRST NAMED APPLICANT	ATTY. DOCKET NO./TITLE
14/551,783	11/24/2014	Arnold Rees	JM-4.2

CONFIRMATION NO. 6509

2387
Olson & Cepuritis, LTD.
20 NORTH WACKER DRIVE
36TH FLOOR
CHICAGO, IL 60606

POA ACCEPTANCE LETTER

OC000000080152816

Date Mailed: 01/28/2016

NOTICE OF ACCEPTANCE OF POWER OF ATTORNEY

This is in response to the Power of Attorney filed 01/14/2016.

The Power of Attorney in this application is accepted. Correspondence in this application will be mailed to the above address as provided by 37 CFR 1.33.

Questions about the contents of this notice and the requirements it sets forth should be directed to the Office of Data Management, Application Assistance Unit, at **(571) 272-4000** or **(571) 272-4200** or **1-888-786-0101**.

/yteferra/

Nanobebe US Inc., Ex. 1002, Page 474
Nanobebe US Inc. v. Mayborn (UK) Limited et al.

UNITED STATES PATENT AND TRADEMARK OFFICE

UNITED STATES DEPARTMENT OF COMMERCE
United States Patent and Trademark Office
Address: COMMISSIONER FOR PATENTS
P.O. Box 1450
Alexandria, Virginia 22313-1450
www.uspto.gov

APPLICATION NUMBER	FILING or 371(c) DATE	GRP ART UNIT	FIL FEE REC'D	ATTY.DOCKET.NO	TOT CLAIMS	IND CLAIMS
14/551,783	11/24/2014	3781	1740	JM-4.2	17	3

CONFIRMATION NO. 6509

REPLACEMENT FILING RECEIPT

2387
Olson & Cepuritis, LTD.
20 NORTH WACKER DRIVE
36TH FLOOR
CHICAGO, IL 60606

Date Mailed: 01/28/2016

Receipt is acknowledged of this non-provisional patent application. The application will be taken up for examination in due course. Applicant will be notified as to the results of the examination. Any correspondence concerning the application must include the following identification information: the U.S. APPLICATION NUMBER, FILING DATE, NAME OF APPLICANT, and TITLE OF INVENTION. Fees transmitted by check or draft are subject to collection. Please verify the accuracy of the data presented on this receipt. **If an error is noted on this Filing Receipt, please submit a written request for a Filing Receipt Correction. Please provide a copy of this Filing Receipt with the changes noted thereon. If you received a "Notice to File Missing Parts" for this application, please submit any corrections to this Filing Receipt with your reply to the Notice. When the USPTO processes the reply to the Notice, the USPTO will generate another Filing Receipt incorporating the requested corrections**

Inventor(s)

Arnold Rees, Newcastle Upon Tyne, UNITED KINGDOM;
Ian Webb, London, UNITED KINGDOM;
Mark Armstrong, Wales, UNITED KINGDOM;
Tom Cotton, London, UNITED KINGDOM;

Applicant(s)

Jackel International Limited, Northumberland, UNITED KINGDOM;

Assignment For Published Patent Application

Jackel International Limited, Northumberland, UNITED KINGDOM

Power of Attorney: The patent practitioners associated with Customer Number 002387

Domestic Priority data as claimed by applicant

This application is a CON of 13/364,557 02/02/2012 PAT 8910810
which is a CON of 11/630,864 09/20/2007 PAT 8181800 *
which is a 371 of PCT/GB2005/002532 06/29/2005
(*)Data provided by applicant is not consistent with PTO records.

Foreign Applications (You may be eligible to benefit from the **Patent Prosecution Highway** program at the USPTO. Please see http://www.uspto.gov for more information.)
UNITED KINGDOM 2004/14560.3 06/29/2004 No Access Code Provided
UNITED KINGDOM 2005/02599.4 02/08/2005 No Access Code Provided

Permission to Access Application via Priority Document Exchange: No

Permission to Access Search Results: No

Nanobebe US Inc., Ex. 1002, Page 475
Nanobebe US Inc. v. Mayborn (UK) Limited et al.

Applicant may provide or rescind an authorization for access using Form PTO/SB/39 or Form PTO/SB/69 as appropriate.

Request to Retrieve - This application either claims priority to one or more applications filed in an intellectual property Office that participates in the Priority Document Exchange (PDX) program or contains a proper **Request to Retrieve Electronic Priority Application(s)** (PTO/SB/38 or its equivalent). Consequently, the USPTO will attempt to electronically retrieve these priority documents.

If Required, Foreign Filing License Granted: 01/27/2016

The country code and number of your priority application, to be used for filing abroad under the Paris Convention, is **US 14/551,783**

Projected Publication Date: Not Applicable

Non-Publication Request: No

Early Publication Request: No

Title

Baby Bottle With Flexible Nipple Regions

Preliminary Class

215

Statement under 37 CFR 1.55 or 1.78 for AIA (First Inventor to File) Transition Applications: No

PROTECTING YOUR INVENTION OUTSIDE THE UNITED STATES

Since the rights granted by a U.S. patent extend only throughout the territory of the United States and have no effect in a foreign country, an inventor who wishes patent protection in another country must apply for a patent in a specific country or in regional patent offices. Applicants may wish to consider the filing of an international application under the Patent Cooperation Treaty (PCT). An international (PCT) application generally has the same effect as a regular national patent application in each PCT-member country. The PCT process **simplifies** the filing of patent applications on the same invention in member countries, but **does not result** in a grant of "an international patent" and does not eliminate the need of applicants to file additional documents and fees in countries where patent protection is desired.

Almost every country has its own patent law, and a person desiring a patent in a particular country must make an application for patent in that country in accordance with its particular laws. Since the laws of many countries differ in various respects from the patent law of the United States, applicants are advised to seek guidance from specific foreign countries to ensure that patent rights are not lost prematurely.

Applicants also are advised that in the case of inventions made in the United States, the Director of the USPTO must issue a license before applicants can apply for a patent in a foreign country. The filing of a U.S. patent application serves as a request for a foreign filing license. The application's filing receipt contains further information and guidance as to the status of applicant's license for foreign filing.

Applicants may wish to consult the USPTO booklet, "General Information Concerning Patents" (specifically, the section entitled "Treaties and Foreign Patents") for more information on timeframes and deadlines for filing foreign patent applications. The guide is available either by contacting the USPTO Contact Center at 800-786-9199, or it can be viewed on the USPTO website at http://www.uspto.gov/web/offices/pac/doc/general/index.html.

Nanobebe US Inc., Ex. 1002, Page 476
Nanobebe US Inc. v. Mayborn (UK) Limited et al.

For information on preventing theft of your intellectual property (patents, trademarks and copyrights), you may wish to consult the U.S. Government website, http://www.stopfakes.gov. Part of a Department of Commerce initiative, this website includes self-help "toolkits" giving innovators guidance on how to protect intellectual property in specific countries such as China, Korea and Mexico. For questions regarding patent enforcement issues, applicants may call the U.S. Government hotline at 1-866-999-HALT (1-866-999-4258).

LICENSE FOR FOREIGN FILING UNDER

Title 35, United States Code, Section 184

Title 37, Code of Federal Regulations, 5.11 & 5.15

GRANTED

The applicant has been granted a license under 35 U.S.C. 184, if the phrase "IF REQUIRED, FOREIGN FILING LICENSE GRANTED" followed by a date appears on this form. Such licenses are issued in all applications where the conditions for issuance of a license have been met, regardless of whether or not a license may be required as set forth in 37 CFR 5.15. The scope and limitations of this license are set forth in 37 CFR 5.15(a) unless an earlier license has been issued under 37 CFR 5.15(b). The license is subject to revocation upon written notification. The date indicated is the effective date of the license, unless an earlier license of similar scope has been granted under 37 CFR 5.13 or 5.14.

This license is to be retained by the licensee and may be used at any time on or after the effective date thereof unless it is revoked. This license is automatically transferred to any related applications(s) filed under 37 CFR 1.53(d). This license is not retroactive.

The grant of a license does not in any way lessen the responsibility of a licensee for the security of the subject matter as imposed by any Government contract or the provisions of existing laws relating to espionage and the national security or the export of technical data. Licensees should apprise themselves of current regulations especially with respect to certain countries, of other agencies, particularly the Office of Defense Trade Controls, Department of State (with respect to Arms, Munitions and Implements of War (22 CFR 121-128)); the Bureau of Industry and Security, Department of Commerce (15 CFR parts 730-774); the Office of Foreign AssetsControl, Department of Treasury (31 CFR Parts 500+) and the Department of Energy.

NOT GRANTED

No license under 35 U.S.C. 184 has been granted at this time, if the phrase "IF REQUIRED, FOREIGN FILING LICENSE GRANTED" DOES NOT appear on this form. Applicant may still petition for a license under 37 CFR 5.12, if a license is desired before the expiration of 6 months from the filing date of the application. If 6 months has lapsed from the filing date of this application and the licensee has not received any indication of a secrecy order under 35 U.S.C. 181, the licensee may foreign file the application pursuant to 37 CFR 5.15(b).

SelectUSA

The United States represents the largest, most dynamic marketplace in the world and is an unparalleled location for business investment, innovation, and commercialization of new technologies. The U.S. offers tremendous resources and advantages for those who invest and manufacture goods here. Through SelectUSA, our nation works to promote and facilitate business investment. SelectUSA provides information assistance to the international investor

Nanobebe US Inc., Ex. 1002, Page 477
Nanobebe US Inc. v. Mayborn (UK) Limited et al.

community; serves as an ombudsman for existing and potential investors; advocates on behalf of U.S. cities, states, and regions competing for global investment; and counsels U.S. economic development organizations on investment attraction best practices. To learn more about why the United States is the best country in the world to develop technology, manufacture products, deliver services, and grow your business, visit http://www.SelectUSA.gov or call +1-202-482-6800.

Nanobebe US Inc., Ex. 1002, Page 478
Nanobebe US Inc. v. Mayborn (UK) Limited et al.

Doc Code: PA..
Document Description: Power of Attorney

PTO/AIA/82B (07-13)
Approved for use through 11/30/2014. OMB 0651-0051
U.S. Patent and Trademark Office; U.S. DEPARTMENT OF COMMERCE
Under the Paperwork Reduction Act of 1995, no persons are required to respond to a collection of information unless it displays a valid OMB control number

POWER OF ATTORNEY BY APPLICANT

I hereby revoke all previous powers of attorney given in the application identified in either the attached transmittal letter or the boxes below.

Application Number	Filing Date
14/551,783	24 NOVEMBER 2014

(Note: The boxes above may be left blank if information is provided on form PTO/AIA/82A.)

☑ I hereby appoint the Patent Practitioner(s) associated with the following Customer Number as my/our attorney(s) or agent(s), and to transact all business in the United States Patent and Trademark Office connected therewith for the application referenced in the attached transmittal letter (form PTO/AIA/82A) or identified above: 2387

OR

☐ I hereby appoint Practitioner(s) named in the attached list (form PTO/AIA/82C) as my/our attorney(s) or agent(s), and to transact all business in the United States Patent and Trademark Office connected therewith for the patent application referenced in the attached transmittal letter (form PTO/AIA/82A) or identified above. (Note: Complete form PTO/AIA/82C.)

Please recognize or change the correspondence address for the application identified in the attached transmittal letter or the boxes above to:

☑ The address associated with the above-mentioned Customer Number

OR

☐ The address associated with Customer Number:

OR

Firm or Individual Name					
Address					
City		State		Zip	
Country					
Telephone		Email			

I am the Applicant (if the Applicant is a juristic entity, list the Applicant name in the box):

☐ Inventor or Joint Inventor (title not required below)

☐ Legal Representative of a Deceased or Legally Incapacitated Inventor (title not required below)

☑ Assignee or Person to Whom the Inventor is Under an Obligation to Assign (provide signer's title if applicant is a juristic entity)

☐ Person Who Otherwise Shows Sufficient Proprietary Interest (e.g., a petition under 37 CFR 1.46(b)(2) was granted in the application or is concurrently being filed with this document) (provide signer's title if applicant is a juristic entity)

SIGNATURE of Applicant for Patent

The undersigned (whose title is supplied below) is authorized to act on behalf of the applicant (e.g., where the applicant is a juristic entity).

Signature	[signature]	Date (Optional)	1 December 2015
Name	for and on behalf of JACKEL INTERNATIONAL LIMITED		
Title	GENERAL COUNSEL, JACKEL INTERNATIONAL LIMITED		

NOTE: Signature - This form must be signed by the applicant in accordance with 37 CFR 1.33. See 37 CFR 1.4 for signature requirements and certifications. If more than one applicant, use multiple forms.

☑ Total of 1 forms are submitted.

This collection of information is required by 37 CFR 1.131, 1.32, and 1.33. The information is required to obtain or retain a benefit by the public which is to file (and by the USPTO to process) an application. Confidentiality is governed by 35 U.S.C. 122 and 37 CFR 1.11 and 1.14. This collection is estimated to take 3 minutes to complete, including gathering, preparing, and submitting the completed application form to the USPTO. Time will vary depending upon the individual case. Any comments on the amount of time you require to complete this form and/or suggestions for reducing this burden, should be sent to the Chief Information Officer, U.S. Patent and Trademark Office, U.S. Department of Commerce, P.O. Box 1450, Alexandria, VA 22313-1450. DO NOT SEND FEES OR COMPLETED FORMS TO THIS ADDRESS. SEND TO: Commissioner for Patents, P.O. Box 1450, Alexandria, VA 22313-1450.

If you need assistance in completing the form, call 1-800-PTO-9199 and select option 2.

PTO/AIA/82C (07-13)
Approved for use through 11/30/2014 OMB 0651-0051
U.S. Patent and Trademark Office, U.S. DEPARTMENT OF COMMERCE
Under the Paperwork Reduction Act of 1995, no persons are required to respond to a collection of information unless it displays a valid OMB control number

POWER OF ATTORNEY BY APPLICANT

No more than ten (10) patent practitioners total may be appointed as set forth below by name and registration number. This page need not be submitted if appointing the Patent Practitioner(s) associated with a Customer Number (see form PTO/AIA/82B):

Name	Registration Number

PTO/AIA/01 (08-12)
Approved for use through 01/31/2014. OMB 0651-0032
U.S. Patent and Trademark Office: U.S. DEPARTMENT OF COMMERCE
Under the Paperwork Reduction Act of 1995, no persons are required to respond to a collection of information unless it displays a valid OMB control number.

DECLARATION (37 CFR 1.63) FOR UTILITY OR DESIGN APPLICATION USING AN APPLICATION DATA SHEET (37 CFR 1.76)

Title of Invention	Baby Bottle With Flexible Nipple Regions

As the below named inventor, I hereby declare that:

This declaration is directed to:

☐ The attached application, or

☒ United States application or PCT international application number 14/551,783

filed on November 24, 2014

The above-identified application was made or authorized to be made by me.

I believe that I am the original inventor or an original joint inventor of a claimed invention in the application

I hereby acknowledge that any willful false statement made in this declaration is punishable under 18 U.S.C. 1001 by fine or imprisonment of not more than five (5) years, or both.

WARNING:

Petitioner/applicant is cautioned to avoid submitting personal information in documents filed in a patent application that may contribute to identity theft. Personal information such as social security numbers, bank account numbers, or credit card numbers (other than a check or credit card authorization form PTO-2038 submitted for payment purposes) is never required by the USPTO to support a petition or an application. If this type of personal information is included in documents submitted to the USPTO, petitioners/applicants should consider redacting such personal information from the documents before submitting them to the USPTO. Petitioner/applicant is advised that the record of a patent application is available to the public after publication of the application (unless a non-publication request in compliance with 37 CFR 1.213(a) is made in the application) or issuance of a patent. Furthermore, the record from an abandoned application may also be available to the public if the application is referenced in a published application or an issued patent (see 37 CFR 1.14). Checks and credit card authorization forms PTO-2038 submitted for payment purposes are not retained in the application file and therefore are not publicly available.

LEGAL NAME OF INVENTOR

Inventor: Tom Cotton Date (Optional): _____

Signature: _____

Note: An application data sheet (PTO/SB/14 or equivalent), including naming the entire inventive entity, must accompany this form or must have been previously filed. Use an additional PTO/AIA/01 form for each additional inventor.

This collection of information is required by 35 U.S.C. 115 and 37 CFR 1.63. The information is required to obtain or retain a benefit by the public which is to file (and by the USPTO to process) an application. Confidentiality is governed by 35 U.S.C. 122 and 37 CFR 1.11 and 1.14. This collection is estimated to take 1 minute to complete, including gathering, preparing, and submitting the completed application form to the USPTO. Time will vary depending upon the individual case. Any comments on the amount of time you require to complete this form and/or suggestions for reducing this burden, should be sent to the Chief Information Officer, U.S. Patent and Trademark Office, U.S. Department of Commerce, P.O. Box 1450, Alexandria, VA 22313-1450. DO NOT SEND FEES OR COMPLETED FORMS TO THIS ADDRESS. **SEND TO: Commissioner for Patents, P.O. Box 1450, Alexandria, VA 22313-1450.**

If you need assistance in completing the form, call 1-800-PTO-9199 and select option 2.

Electronic Acknowledgement Receipt

EFS ID:	24756290
Application Number:	14551783
International Application Number:	
Confirmation Number:	6509
Title of Invention:	Baby Bottle With Flexible Nipple Regions
First Named Inventor/Applicant Name:	Arnold Rees
Customer Number:	2387
Filer:	Michael Dimitrios Zaronias/Jill Dykstra
Filer Authorized By:	Michael Dimitrios Zaronias
Attorney Docket Number:	JM-4.2
Receipt Date:	28-JAN-2016
Filing Date:	24-NOV-2014
Time Stamp:	16:49:10
Application Type:	Utility under 35 USC 111(a)

Payment information:

Submitted with Payment	no

File Listing:

Document Number	Document Description	File Name	File Size(Bytes)/ Message Digest	Multi Part /.zip	Pages (if appl.)
1	Oath or Declaration filed	Armstrong-Declaration.pdf	783456 77ed3d66b071557d0e73102856a3aa381c73dd4e	no	1

Warnings:	
Information:	

2	Oath or Declaration filed	Rees-Declaration.pdf	63589 332f4b4b1e78383f9875c9e156175f762d55318b	no	2
Warnings:					
The page size in the PDF is too large. The pages should be 8.5 x 11 or A4. If this PDF is submitted, the pages will be resized upon entry into the Image File Wrapper and may affect subsequent processing					
Information:					
3	Oath or Declaration filed	Webb-Declaration.pdf	887232 c65441dbc1f54224a1eaecce072b2c59699e97dc	no	1
Warnings:					
Information:					
4	Power of Attorney	POA.pdf	167496 43f188ad3db505e157769cb92f3d5e5cd56a9ce6	no	2
Warnings:					
The page size in the PDF is too large. The pages should be 8.5 x 11 or A4. If this PDF is submitted, the pages will be resized upon entry into the Image File Wrapper and may affect subsequent processing					
Information:					
5	Oath or Declaration filed	Cotton-Declaration.pdf	105013 698f0cc146795374aa6e91846f658fdabe14b223	no	1
Warnings:					
Information:					
		Total Files Size (in bytes):	2006786		

This Acknowledgement Receipt evidences receipt on the noted date by the USPTO of the indicated documents, characterized by the applicant, and including page counts, where applicable. It serves as evidence of receipt similar to a Post Card, as described in MPEP 503.

New Applications Under 35 U.S.C. 111

If a new application is being filed and the application includes the necessary components for a filing date (see 37 CFR 1.53(b)-(d) and MPEP 506), a Filing Receipt (37 CFR 1.54) will be issued in due course and the date shown on this Acknowledgement Receipt will establish the filing date of the application.

National Stage of an International Application under 35 U.S.C. 371

If a timely submission to enter the national stage of an international application is compliant with the conditions of 35 U.S.C. 371 and other applicable requirements a Form PCT/DO/EO/903 indicating acceptance of the application as a national stage submission under 35 U.S.C. 371 will be issued in addition to the Filing Receipt, in due course.

New International Application Filed with the USPTO as a Receiving Office

If a new international application is being filed and the international application includes the necessary components for an international filing date (see PCT Article 11 and MPEP 1810), a Notification of the International Application Number and of the International Filing Date (Form PCT/RO/105) will be issued in due course, subject to prescriptions concerning national security, and the date shown on this Acknowledgement Receipt will establish the international filing date of the application.

PTO/AIA/01 (06-12)
Approved for use through 01/31/2014. OMB 0651-0032
U.S. Patent and Trademark Office; U.S. DEPARTMENT OF COMMERCE
Under the Paperwork Reduction Act of 1995, no persons are required to respond to a collection of information unless it displays a valid OMB control number.

DECLARATION (37 CFR 1.63) FOR UTILITY OR DESIGN APPLICATION USING AN APPLICATION DATA SHEET (37 CFR 1.76)

Title of Invention	Baby Bottle With Flexible Nipple Regions

As the below named inventor, I hereby declare that:

This declaration is directed to:

☐ The attached application, or

☒ United States application or PCT international application number 14/551,783

filed on November 24, 2014.

The above-identified application was made or authorized to be made by me.

I believe that I am the original inventor or an original joint inventor of a claimed invention in the application.

I hereby acknowledge that any willful false statement made in this declaration is punishable under 18 U.S.C. 1001 by fine or imprisonment of not more than five (5) years, or both.

WARNING:

Petitioner/applicant is cautioned to avoid submitting personal information in documents filed in a patent application that may contribute to identity theft. Personal information such as social security numbers, bank account numbers, or credit card numbers (other than a check or credit card authorization form PTO-2038 submitted for payment purposes) is never required by the USPTO to support a petition or an application. If this type of personal information is included in documents submitted to the USPTO, petitioners/applicants should consider redacting such personal information from the documents before submitting them to the USPTO. Petitioner/applicant is advised that the record of a patent application is available to the public after publication of the application (unless a non-publication request in compliance with 37 CFR 1.213(a) is made in the application) or issuance of a patent. Furthermore, the record from an abandoned application may also be available to the public if the application is referenced in a published application or an issued patent (see 37 CFR 1.14). Checks and credit card authorization forms PTO-2038 submitted for payment purposes are not retained in the application file and therefore are not publicly available.

LEGAL NAME OF INVENTOR

Inventor: Mark Armstrong Date (Optional): 16 June 2015

Signature: _____

Note: An application data sheet (PTO/SB/14 or equivalent), including naming the entire inventive entity, must accompany this form or must have been previously filed. Use an additional PTO/AIA/01 form for each additional inventor.

This collection of information is required by 35 U.S.C. 115 and 37 CFR 1.63. The information is required to obtain or retain a benefit by the public which is to file (and by the USPTO to process) an application. Confidentiality is governed by 35 U.S.C. 122 and 37 CFR 1.11 and 1.14. This collection is estimated to take 1 minute to complete, including gathering, preparing, and submitting he completed application form to the USPTO. Time will vary depending upon the individual case. Any comments on the amount of time you require to complete this form and/or suggestions for reducing this burden, should be sent to the Chief Information Officer, U.S. Patent and Trademark Office, U.S. Department of Commerce, P.O. Box 1450, Alexandria, VA 22313-1450. DO NOT SEND FEES OR COMPLETED FORMS TO THIS ADDRESS. **SEND TO: Commissioner for Patents, P.O. Box 1450, Alexandria, VA 22313-1450.**

If you need assistance in completing the form, call 1-800-PTO-9199 and select option 2.

PTO/AIA/01 (08-12)
Approved for use through 01/31/2014. OMB 0651-0032
U.S. Patent and Trademark Office; U.S. DEPARTMENT OF COMMERCE
Under the Paperwork Reduction Act of 1995, no persons are required to respond to a collection of information unless it displays a valid OMB control number.

DECLARATION (37 CFR 1.63) FOR UTILITY OR DESIGN APPLICATION USING AN APPLICATION DATA SHEET (37 CFR 1.76)

Title of Invention	Baby Bottle With Flexible Nipple Regions

As the below named inventor, I hereby declare that:

This declaration is directed to:

☐ The attached application, or

☒ United States application or PCT international application number 14/551,783 filed on November 24, 2014.

The above-identified application was made or authorized to be made by me.

I believe that I am the original inventor or an original joint inventor of a claimed invention in the application.

I hereby acknowledge that any willful false statement made in this declaration is punishable under 18 U.S.C. 1001 by fine or imprisonment of not more than five (5) years, or both.

WARNING:

Petitioner/applicant is cautioned to avoid submitting personal information in documents filed in a patent application that may contribute to identity theft. Personal information such as social security numbers, bank account numbers, or credit card numbers (other than a check or credit card authorization form PTO-2038 submitted for payment purposes) is never required by the USPTO to support a petition or an application. If this type of personal information is included in documents submitted to the USPTO, petitioners/applicants should consider redacting such personal information from the documents before submitting them to the USPTO. Petitioner/applicant is advised that the record of a patent application is available to the public after publication of the application (unless a non-publication request in compliance with 37 CFR 1.213(a) is made in the application) or issuance of a patent. Furthermore, the record from an abandoned application may also be available to the public if the application is referenced in a published application or an issued patent (see 37 CFR 1.14). Checks and credit card authorization forms PTO-2038 submitted for payment purposes are not retained in the application file and therefore are not publicly available.

LEGAL NAME OF INVENTOR

Inventor: Arnold Rees Date (Optional): 17 JUNE 2015

Signature: [signature]

Note: An application data sheet (PTO/SB/14 or equivalent), including naming the entire inventive entity, must accompany this form or must have been previously filed. Use an additional PTO/AIA/01 form for each additional inventor.

This collection of information is required by 35 U.S.C. 115 and 37 CFR 1.63. The information is required to obtain or retain a benefit by the public which is to file (and by the USPTO to process) an application. Confidentiality is governed by 35 U.S.C. 122 and 37 CFR 1.11 and 1.14. This collection is estimated to take 1 minute to complete, including gathering, preparing, and submitting the completed application form to the USPTO. Time will vary depending upon the individual case. Any comments on the amount of time you require to complete this form and/or suggestions for reducing this burden, should be sent to the Chief Information Officer, U.S. Patent and Trademark Office, U.S. Department of Commerce, P.O. Box 1450, Alexandria, VA 22313-1450. DO NOT SEND FEES OR COMPLETED FORMS TO THIS ADDRESS. SEND TO: Commissioner for Patents, P.O. Box 1450, Alexandria, VA 22313-1450.

If you need assistance in completing the form, call 1-800-PTO-9199 and select option 2.

Privacy Act Statement

The **Privacy Act of 1974 (P.L. 93-579)** requires that you be given certain information in connection with your submission of the attached form related to a patent application or patent. Accordingly, pursuant to the requirements of the Act, please be advised that: (1) the general authority for the collection of this information is 35 U.S.C. 2(b)(2); (2) furnishing of the information solicited is voluntary; and (3) the principal purpose for which the information is used by the U.S. Patent and Trademark Office is to process and/or examine your submission related to a patent application or patent. If you do not furnish the requested information, the U.S. Patent and Trademark Office may not be able to process and/or examine your submission, which may result in termination of proceedings or abandonment of the application or expiration of the patent.

The information provided by you in this form will be subject to the following routine uses:

1. The information on this form will be treated confidentially to the extent allowed under the Freedom of Information Act (5 U.S.C. 552) and the Privacy Act (5 U.S.C 552a). Records from this system of records may be disclosed to the Department of Justice to determine whether disclosure of these records is required by the Freedom of Information Act.
2. A record from this system of records may be disclosed, as a routine use, in the course of presenting evidence to a court, magistrate, or administrative tribunal, including disclosures to opposing counsel in the course of settlement negotiations.
3. A record in this system of records may be disclosed, as a routine use, to a Member of Congress submitting a request involving an individual, to whom the record pertains, when the individual has requested assistance from the Member with respect to the subject matter of the record.
4. A record in this system of records may be disclosed, as a routine use, to a contractor of the Agency having need for the information in order to perform a contract. Recipients of information shall be required to comply with the requirements of the Privacy Act of 1974, as amended, pursuant to 5 U.S.C. 552a(m).
5. A record related to an International Application filed under the Patent Cooperation Treaty in this system of records may be disclosed, as a routine use, to the International Bureau of the World Intellectual Property Organization, pursuant to the Patent Cooperation Treaty.
6. A record in this system of records may be disclosed, as a routine use, to another federal agency for purposes of National Security review (35 U.S.C. 181) and for review pursuant to the Atomic Energy Act (42 U.S.C. 218(c)).
7. A record from this system of records may be disclosed, as a routine use, to the Administrator, General Services, or his/her designee, during an inspection of records conducted by GSA as part of that agency's responsibility to recommend improvements in records management practices and programs, under authority of 44 U.S.C. 2904 and 2906. Such disclosure shall be made in accordance with the GSA regulations governing inspection of records for this purpose, and any other relevant (*i.e.*, GSA or Commerce) directive. Such disclosure shall not be used to make determinations about individuals.
8. A record from this system of records may be disclosed, as a routine use, to the public after either publication of the application pursuant to 35 U.S.C. 122(b) or issuance of a patent pursuant to 35 U.S.C. 151. Further, a record may be disclosed, subject to the limitations of 37 CFR 1.14, as a routine use, to the public if the record was filed in an application which became abandoned or in which the proceedings were terminated and which application is referenced by either a published application, an application open to public inspection or an issued patent.
9. A record from this system of records may be disclosed, as a routine use, to a Federal, State, or local law enforcement agency, if the USPTO becomes aware of a violation or potential violation of law or regulation.

PTO/AIA/01 (06-12)
Approved for use through 01/31/2014. OMB 0651-0032
U.S. Patent and Trademark Office; U.S. DEPARTMENT OF COMMERCE
Under the Paperwork Reduction Act of 1995, no persons are required to respond to a collection of information unless it displays a valid OMB control number.

DECLARATION (37 CFR 1.63) FOR UTILITY OR DESIGN APPLICATION USING AN APPLICATION DATA SHEET (37 CFR 1.76)

Title of Invention	Baby Bottle With Flexible Nipple Regions

As the below named inventor, I hereby declare that:

This declaration is directed to:

☐ The attached application, or

☒ United States application or PCT international application number 14/551,783

filed on November 24, 2014.

The above-identified application was made or authorized to be made by me.

I believe that I am the original inventor or an original joint inventor of a claimed invention in the application.

I hereby acknowledge that any willful false statement made in this declaration is punishable under 18 U.S.C. 1001 by fine or imprisonment of not more than five (5) years, or both.

WARNING:

Petitioner/applicant is cautioned to avoid submitting personal information in documents filed in a patent application that may contribute to identity theft. Personal information such as social security numbers, bank account numbers, or credit card numbers (other than a check or credit card authorization form PTO-2038 submitted for payment purposes) is never required by the USPTO to support a petition or an application. If this type of personal information is included in documents submitted to the USPTO, petitioners/applicants should consider redacting such personal information from the documents before submitting them to the USPTO. Petitioner/applicant is advised that the record of a patent application is available to the public after publication of the application (unless a non-publication request in compliance with 37 CFR 1.213(a) is made in the application) or issuance of a patent. Furthermore, the record from an abandoned application may also be available to the public if the application is referenced in a published application or an issued patent (see 37 CFR 1.14). Checks and credit card authorization forms PTO-2038 submitted for payment purposes are not retained in the application file and therefore are not publicly available.

LEGAL NAME OF INVENTOR

Inventor: Ian Webb Date (Optional): 16 JUNE 2015.

Signature: Ian Webb

Note: An application data sheet (PTO/SB/14 or equivalent), including naming the entire inventive entity, must accompany this form or must have been previously filed. Use an additional PTO/AIA/01 form for each additional inventor.

This collection of information is required by 35 U.S.C. 115 and 37 CFR 1.63. The information is required to obtain or retain a benefit by the public which is to file (and by the USPTO to process) an application. Confidentiality is governed by 35 U.S.C. 122 and 37 CFR 1.11 and 1.14. This collection is estimated to take 1 minute to complete, including gathering, preparing, and submitting he completed application form to the USPTO. Time will vary depending upon the individual case. Any comments on the amount of time you require to complete this form and/or suggestions for reducing this burden, should be sent to the Chief Information Officer, U.S. Patent and Trademark Office, U.S. Department of Commerce, P.O. Box 1450, Alexandria, VA 22313-1450. DO NOT SEND FEES OR COMPLETED FORMS TO THIS ADDRESS. **SEND TO: Commissioner for Patents, P.O. Box 1450, Alexandria, VA 22313-1450.**

If you need assistance in completing the form, call 1-800-PTO-9199 and select option 2.

IN THE UNITED STATES PATENT AND TRADEMARK OFFICE

Applicants:	Rees et al.	)	Confirmation No.: 6509
		)	
Serial No.:	14/551,783	)	Group Art Unit: 3643
		)	
Filed:	November 24, 2014	)	Examiner: COLLADO, Cynthia
		)	
For:	BABY BOTTLE WITH FLEXIBLE NIPPLE REGIONS	)	Attorney Docket No.: JM-4.2

RESPONSE TO DISAPPROVAL OF TERMINAL DISCLAIMER

MAIL STOP AMENDMENT
Commissioner for Patents
P.O. Box 1450
Alexandria, VA 22313-1450

Sir:

This is in response to the Terminal Disclaimer Review decision of September 29, 2015. Applicant encloses the combined Declaration and Power of Attorney filed in parent Application Serial No. 13/364,557 filed on February 2, 2012, now U.S. Patent No. 8,910,810, the Power of Attorney filed in the grandparent Application Serial No. 11/630,864 filed on June 29, 2005, now U.S. patent No. 8,180,800, and resubmits the Terminal Disclaimer previously filed on September 18, 2015. No new fee should be required with this filing.

Applicant also submits a supplemental Application Data Sheet to identify foreign priority applications.

Remarks begin on page 2 of this document.

REMARKS

On September 18, 2015, Applicant filed a response to the Office Action mailed on May 20, 2015 which included a terminal disclaimer. Examiner Collado informed the undersigned via a voicemail message on December 29, 2015 that the terminal disclaimer was disapproved. The undersigned verified this information on the PAIR system which indicates that the terminal disclaimer was disapproved on September 29, 2015 because the person who signed the terminal disclaimer is not the applicant, patentee or attorney or agent of record.

A declaration and power of attorney which gave the undersigned authority to act in the present application is of record in the parent Application Serial No. 13/364,557 filed on February 2, 2012, now U.S. Patent No. 8,910,810 but was not refiled in the present case. In addition, the Power of Attorney from the grandparent Application Serial No. 11/630,864 filed on June 29, 2005, now U.S. patent No. 8,180,800 also gave the undersigned power to act in the present application but was not refiled in the present case. Accordingly, Applicant presently files both of these Powers of Attorney and refiles the previously filed Terminal Disclaimer. Applicant requests approval of the Terminal Disclaimer.

In addition, Applicant is also filing a supplemental Application Data Sheet (ADS) to identify foreign priority applications which were not included in the original ADS but were identified on the first paragraph of the present application as filed on November 24, 2014.

As the previous filing of the Terminal Disclaimer on September 18, 2015 included the Terminal Disclaimer fee of one hundred sixty dollars ($160.00), no additional fee is required. No other fees should be due with this filing. However should any additional fees be required, please credit our Deposit Account No. 15-0508.

Respectfully submitted,

Date: January 14, 2016

By /Arne M. Olson/
Arne M. Olson (Reg. No. 30,203)

OLSON & CEPURITIS, LTD.
20 North Wacker Drive, 36th Floor
Chicago, Illinois 60606
(312) 580-1180
Attorneys for Applicants

Nanobebe US Inc., Ex. 1002, Page 489
Nanobebe US Inc. v. Mayborn (UK) Limited et al.

Certificate of EFS-Web Transmission

I hereby certify that this correspondence is being transmitted via the U.S. Patent and Trademark Office electronic filing system (EFS-Web) to the USPTO on January 14, 2016.

Typed or printed name of person signing this certificate

Arne M. Olson

Signature /Arne M. Olson /

Nanobebe US Inc., Ex. 1002, Page 490
Nanobebe US Inc. v. Mayborn (UK) Limited et al.

ATTORNEY DOCKET JM-4.1

PATENT APPLICATION DECLARATION AND POWER OF ATTORNEY

As a below named inventor, I DECLARE THAT:

My residence, post office address, and citizenship are as stated below.

I believe that we are the original, first, and joint inventors of the subject matter which is claimed and for which a patent is sought on the invention entitled BABY BOTTLE WITH FLEXIBLE NIPPLE REGIONS, the specification of which:

X is attached hereto;
____ was filed on _____ as Application Serial No._____and was amended on_____ (if applicable).

I hereby state that I have reviewed and understand the contents of the above-identified application, including the claims and drawings, as amended by any amendment referred to herein.

I acknowledge the duty to disclose to the United States Patent and Trademark Office all information known to me to be material to patentability as defined in 37 CFR 1.56, including for continuation-in-part applications, material information which became available between the filing date of the prior application and the national or PCT International filing date of the continuation-in-part application.

I hereby declare that all statements made herein of my knowledge are true and that all statements made on information and belief are believed to be true; and further that these statements were made with the knowledge that willful false statements and the like so made are punishable by fine or imprisonment, or both, under Section 1001 of Title 18 of the United States Code and that such willful false statements may jeopardize the validity of the application or any patent issued thereon.

I hereby appoint as my attorneys or agents, with full power of substitution to prosecute this application and transact all business in the United States Patent and Trademark Office connected therewith, the individuals of the firm of Olson & Cepuritis, Ltd. associated with:

CUSTOMER NO.: 002367

whose mailing address for this application is:

OLSON & CEPURITIS, LTD.
20 North Wacker Drive, 36th Floor
Chicago, Illinois 60606
Telephone: (312) 580-1180

Full name of SOLE or FIRST inventor Arnold Rees

Citizenship UK Residence 9, MELMERBY CLOSE, LOSFORTH

NEWCASTLE UPON TYNE NE3 5JA, UK

Post Office Address (If different) _____

Inventor's signature: A Rees Date: 27th Jan 2012

Full name of SECOND or joint inventor, if any Ian Webb

Citizenship UK Residence _____

_____

Post Office Address (If different) _____

Inventor's signature: _____ Date: _____

ATTORNEY DOCKET JM-4.1

PATENT APPLICATION DECLARATION AND POWER OF ATTORNEY

As a below named inventor, I DECLARE THAT:

My residence, post office address, and citizenship are as stated below.

I believe that we are the original, first, and joint inventors of the subject matter which is claimed and for which a patent is sought on the invention entitled BABY BOTTLE WITH FLEXIBLE NIPPLE REGIONS, the specification of which:

X is attached hereto;
____ was filed on _____ as Application Serial No. _____ and was amended on _____ (if applicable).

I hereby state that I have reviewed and understand the contents of the above-identified application, including the claims and drawings, as amended by any amendment referred to herein.

I acknowledge the duty to disclose to the United States Patent and Trademark Office all information known to me to be material to patentability as defined in 37 CFR 1.56, including for continuation-in-part applications, material information which became available between the filing date of the prior application and the national or PCT international filing date of the continuation-in-part application.

I hereby declare that all statements made herein of my knowledge are true and that all statements made on information and belief are believed to be true; and further that these statements were made with the knowledge that willful false statements and the like so made are punishable by fine or imprisonment, or both, under Section 1001 of Title 18 of the United States Code and that such willful false statements may jeopardize the validity of the application or any patent issued thereon.

I hereby appoint as my attorneys or agents, with full power of substitution to prosecute this application and transact all business in the United States Patent and Trademark Office connected therewith, the individuals of the firm of Olson & Cepuritis, Ltd. associated with:

CUSTOMER NO.: 002387

whose mailing address for this application is:

OLSON & CEPURITIS, LTD.
20 North Wacker Drive, 36th Floor
Chicago, Illinois 60606
Telephone: (312) 580-1180

Full name of SOLE or FIRST inventor Arnold Rees

Citizenship UK Residence _____

Post Office Address (if different) _____

Inventor's signature: _____ Date: _____

Full name of SECOND or joint inventor, if any Ian Webb

Citizenship UK Residence _____

4 LEINSTER MEWS LONDON W2 3EY.

Post Office Address (if different) _____

Inventor's signature: [signature] Date: 27 JAN 2012

ATTORNEY DOCKET JM-4.1

Full name of THIRD or joint inventor, if any Tom Cotton

Citizenship UK Residence

(3) ASTONVILLE ST, LONDON SW18 5AQ

Post Office Address (If different)

Inventor's signature: T. J. Cotton Date: 27.01.2012

Full name of SECOND or joint inventor, if any Mark Armstrong

Citizenship UK Residence

WALES LL41 4PS

Post Office Address (If different) PONT YR AFON GAM LLAN FFESTINIOG

Inventor's signature: M Armstrong Date: 27. JAN 2012

Nanobebe US Inc., Ex. 1002, Page 493
Nanobebe US Inc. v. Mayborn (UK) Limited et al.

JAN 0 8 2010
PATENT & TRADEMARK OFFICE

PTO/SB/81 (01-09)
Approved for use through 11/30/2011. OMB 0651-0035
U.S. Patent and Trademark Office; U.S. DEPARTMENT OF COMMERCE
Under the Paperwork Reduction Act of 1995, no persons are required to respond to a collection of information unless it displays a valid OMB control number.

POWER OF ATTORNEY OR REVOCATION OF POWER OF ATTORNEY WITH A NEW POWER OF ATTORNEY AND CHANGE OF CORRESPONDENCE ADDRESS

Application Number	11/630,864
Filing Date	09-20-2007 (371(c))
First Named Inventor	Arnold Rees
Title	Teat
Art Unit	3781
Examiner Name	COLLADO, CYNTHIA FRANCISCA
Attorney Docket Number	JM-4

I hereby revoke all previous powers of attorney given in the above-identified application.

☐ A Power of Attorney is submitted herewith.

OR

☒ I hereby appoint Practitioner(s) associated with the following Customer Number as my/our attorney(s) or agent(s) to prosecute the application identified above, and to transact all business in the United States Patent and Trademark Office connected therewith: 002387

OR

☐ I hereby appoint Practitioner(s) named below as my/our attorney(s) or agent(s) to prosecute the application identified above, and to transact all business in the United States Patent and Trademark Office connected therewith:

Practitioner(s) Name	Registration Number

Please recognize or change the correspondence address for the above-identified application to:

☒ The address associated with the above-mentioned Customer Number.

OR

☐ The address associated with Customer Number:

OR

☒ Firm or Individual Name	OLSON & CEPURITIS, LTD.				
Address	20 North Wacker Drive, 36th Floor				
City	Chicago	State	IL	Zip	60606
Country	USA				
Telephone	(312) 580-1180	Email			

I am the:

☐ Applicant/Inventor.

OR

☒ Assignee of record of the entire interest. See 37 CFR 3.71.
Statement under 37 CFR 3.73(b) (Form PTO/SB/96) submitted herewith or filed on submitted herewith.

SIGNATURE of Applicant or Assignee of Record

Signature		Date	26TH OCTOBER 2009
Name	Peter Dowson	Telephone	011-44-1912504518
Title and Company	Finance Director, Jackel International Limited		

NOTE: Signatures of all the inventors or assignees of record of the entire interest or their representative(s) are required. Submit multiple forms if more than one signature is required, see below*.

☒ *Total of 2 forms are submitted.

This collection of information is required by 37 CFR 1.31, 1.32 and 1.33. The information is required to obtain or retain a benefit by the public which is to file (and by the USPTO to process) an application. Confidentiality is governed by 35 U.S.C. 122 and 37 CFR 1.11 and 1.14. This collection is estimated to take 3 minutes to complete, including gathering, preparing, and submitting the completed application form to the USPTO. Time will vary depending upon the individual case. Any comments on the amount of time you require to complete this form and/or suggestions for reducing this burden, should be sent to the Chief Information Officer, U.S. Patent and Trademark Office, U.S. Department of Commerce, P.O. Box 1450, Alexandria, VA 22313-1450. DO NOT SEND FEES OR COMPLETED FORMS TO THIS ADDRESS. SEND TO: **Commissioner for Patents, P.O. Box 1450, Alexandria, VA 22313-1450.**

If you need assistance in completing the form, call 1-800-PTO-9199 and select option 2.

OIPE
JAN 0 8 2010
JC84
PATENT & TRADEMARK OFFICE

PTO/SB/96 (08-08)
Approved for use through 09/30/2008. OMB 0651-0031
U.S. Patent and Trademark Office; U.S. DEPARTMENT OF COMMERCE
Under the Paperwork Reduction Act of 1995, no persons are required to respond to a collection of information unless it displays a valid OMB control number.

STATEMENT UNDER 37 CFR 3.73(b)

Applicant/Patent Owner: Jackel International Limited

Application No./Patent No.: 11/630,864 Filed/Issue Date: September 20, 2007 (371(c))

Entitled: TEAT

Jackel International Limited (Name of Assignee), a corporation (Type of Assignee, e.g., corporation, partnership, university, government agency, etc.)

states that it is:

1. [✓] the assignee of the entire right, title, and interest; or
2. [ ] an assignee of less than the entire right, title and interest (The extent (by percentage) of its ownership interest is _____ %)

in the patent application/patent identified above by virtue of either:

A. [✓] An assignment from the inventor(s) of the patent application/patent identified above. The assignment was recorded in the United States Patent and Trademark Office at Reel 019873, Frame 0709, or for which a copy therefore is attached.

OR

B. [ ] A chain of title from the inventor(s), of the patent application/patent identified above, to the current assignee as follows:

1. From: _____ To: _____
   The document was recorded in the United States Patent and Trademark Office at
   Reel _____, Frame _____, or for which a copy thereof is attached.
2. From: _____ To: _____
   The document was recorded in the United States Patent and Trademark Office at
   Reel _____, Frame _____, or for which a copy thereof is attached.
3. From: _____ To: _____
   The document was recorded in the United States Patent and Trademark Office at
   Reel _____, Frame _____, or for which a copy thereof is attached.

[ ] Additional documents in the chain of title are listed on a supplemental sheet.

[ ] As required by 37 CFR 3.73(b)(1)(i), the documentary evidence of the chain of title from the original owner to the assignee was, or concurrently is being, submitted for recordation pursuant to 37 CFR 3.11.

[NOTE: A separate copy (*i.e.*, a true copy of the original assignment document(s)) must be submitted to Assignment Division in accordance with 37 CFR Part 3, to record the assignment in the records of the USPTO. See MPEP 302.08]

The undersigned (whose title is supplied below) is authorized to act on behalf of the assignee.

Signature	16th November 2009 Date
Peter Dowson Printed or Typed Name	011-44-1912504518 Telephone Number
Finance Director, Jackel International Limited Title	

This collection of information is required by 37 CFR 3.73(b). The information is required to obtain or retain a benefit by the public which is to file (and by the USPTO to process) an application. Confidentiality is governed by 35 U.S.C. 122 and 37 CFR 1.11 and 1.14. This collection is estimated to take 12 minutes to complete, including gathering, preparing, and submitting the completed application form to the USPTO. Time will vary depending upon the individual case. Any comments on the amount of time you require to complete this form and/or suggestions for reducing this burden, should be sent to the Chief Information Officer, U.S. Patent and Trademark Office, U.S. Department of Commerce, P.O. Box 1450, Alexandria, VA 22313-1450. DO NOT SEND FEES OR COMPLETED FORMS TO THIS ADDRESS. **SEND TO: Commissioner for Patents, P.O. Box 1450, Alexandria, VA 22313-1450.**

If you need assistance in completing the form, call 1-800-PTO-9199 and select option 2.

PTO/SB/26 (08-11)
Approved for use through 07/31/2012. OMB 0651-0031
U.S. Patent and Trademark Office; U.S. DEPARTMENT OF COMMERCE
Under the Paperwork Reduction Act of 1995, no persons are required to respond to a collection of information unless it displays a valid OMB control number.

TERMINAL DISCLAIMER TO OBVIATE A DOUBLE PATENTING REJECTION OVER A "PRIOR" PATENT	Docket Number (Optional) JM-4.2

In re Application of: Rees et al.

Application No.: 14/551,783

Filed: 11/24/2014

For: BABY BOTTLE WITH FLEXIBLE NIPPLE REGIONS

The owner*, Jackel International Limited, of 100 percent interest in the instant application hereby disclaims, except as provided below, the terminal part of the statutory term of any patent granted on the instant application which would extend beyond the expiration date of the full statutory term of **prior patent** No. 8,910,810 as the term of said **prior patent** is presently shortened by any terminal disclaimer. The owner hereby agrees that any patent so granted on the instant application shall be enforceable only for and during such period that it and the **prior patent** are commonly owned. This agreement runs with any patent granted on the instant application and is binding upon the grantee, its successors or assigns.

In making the above disclaimer, the owner does not disclaim the terminal part of the term of any patent granted on the instant application that would extend to the expiration date of the full statutory term of the **prior patent**, "as the term of said **prior patent** is presently shortened by any terminal disclaimer," in the event that said **prior patent** later:

expires for failure to pay a maintenance fee;
is held unenforceable;
is found invalid by a court of competent jurisdiction;
is statutorily disclaimed in whole or terminally disclaimed under 37 CFR 1.321;
has all claims canceled by a reexamination certificate;
is reissued; or
is in any manner terminated prior to the expiration of its full statutory term as presently shortened by any terminal disclaimer.

Check either box 1 or 2 below, if appropriate.

1. ☐ For submissions on behalf of a business/organization (e.g., corporation, partnership, university, government agency, etc.), the undersigned is empowered to act on behalf of the business/organization.

I hereby declare that all statements made herein of my own knowledge are true and that all statements made on information and belief are believed to be true; and further that these statements were made with the knowledge that willful false statements and the like so made are punishable by fine or imprisonment, or both, under Section 1001 of Title 18 of the United States Code and that such willful false statements may jeopardize the validity of the application or any patent issued thereon.

2. ☑ The undersigned is an attorney or agent of record. Reg. No. 30,203

/Arne M. Olson/ — Signature
9/3/2015 — Date

Arne M. Olson — Typed or printed name

312-580-1180 — Telephone Number

☑ Terminal disclaimer fee under 37 CFR 1.20(d) included.

WARNING: Information on this form may become public. Credit card information should not be included on this form. Provide credit card information and authorization on PTO-2038.

*Statement under 37 CFR 3.73(b) is required if terminal disclaimer is signed by the assignee (owner).
Form PTO/SB/96 may be used for making this certification. See MPEP § 324.

This collection of information is required by 37 CFR 1.321. The information is required to obtain or retain a benefit by the public which is to file (and by the USPTO to process) an application. Confidentiality is governed by 35 U.S.C. 122 and 37 CFR 1.11 and 1.14. This collection is estimated to take 12 minutes to complete, including gathering, preparing, and submitting the completed application form to the USPTO. Time will vary depending upon the individual case. Any comments on the amount of time you require to complete this form and/or suggestions for reducing this burden, should be sent to the Chief Information Officer, U.S. Patent and Trademark Office, U.S. Department of Commerce, P.O. Box 1450, Alexandria, VA 22313-1450. DO NOT SEND FEES OR COMPLETED FORMS TO THIS ADDRESS. **SEND TO: Commissioner for Patents, P.O. Box 1450, Alexandria, VA 22313-1450.**

If you need assistance in completing the form, call 1-800-PTO-9199 and select option 2.

Privacy Act Statement

The **Privacy Act of 1974 (P.L. 93-579)** requires that you be given certain information in connection with your submission of the attached form related to a patent application or patent. Accordingly, pursuant to the requirements of the Act, please be advised that: (1) the general authority for the collection of this information is 35 U.S.C. 2(b)(2); (2) furnishing of the information solicited is voluntary; and (3) the principal purpose for which the information is used by the U.S. Patent and Trademark Office is to process and/or examine your submission related to a patent application or patent. If you do not furnish the requested information, the U.S. Patent and Trademark Office may not be able to process and/or examine your submission, which may result in termination of proceedings or abandonment of the application or expiration of the patent.

The information provided by you in this form will be subject to the following routine uses:

1. The information on this form will be treated confidentially to the extent allowed under the Freedom of Information Act (5 U.S.C. 552) and the Privacy Act (5 U.S.C 552a). Records from this system of records may be disclosed to the Department of Justice to determine whether disclosure of these records is required by the Freedom of Information Act.
2. A record from this system of records may be disclosed, as a routine use, in the course of presenting evidence to a court, magistrate, or administrative tribunal, including disclosures to opposing counsel in the course of settlement negotiations.
3. A record in this system of records may be disclosed, as a routine use, to a Member of Congress submitting a request involving an individual, to whom the record pertains, when the individual has requested assistance from the Member with respect to the subject matter of the record.
4. A record in this system of records may be disclosed, as a routine use, to a contractor of the Agency having need for the information in order to perform a contract. Recipients of information shall be required to comply with the requirements of the Privacy Act of 1974, as amended, pursuant to 5 U.S.C. 552a(m).
5. A record related to an International Application filed under the Patent Cooperation Treaty in this system of records may be disclosed, as a routine use, to the International Bureau of the World Intellectual Property Organization, pursuant to the Patent Cooperation Treaty.
6. A record in this system of records may be disclosed, as a routine use, to another federal agency for purposes of National Security review (35 U.S.C. 181) and for review pursuant to the Atomic Energy Act (42 U.S.C. 218(c)).
7. A record from this system of records may be disclosed, as a routine use, to the Administrator, General Services, or his/her designee, during an inspection of records conducted by GSA as part of that agency's responsibility to recommend improvements in records management practices and programs, under authority of 44 U.S.C. 2904 and 2906. Such disclosure shall be made in accordance with the GSA regulations governing inspection of records for this purpose, and any other relevant (*i.e.*, GSA or Commerce) directive. Such disclosure shall not be used to make determinations about individuals.
8. A record from this system of records may be disclosed, as a routine use, to the public after either publication of the application pursuant to 35 U.S.C. 122(b) or issuance of a patent pursuant to 35 U.S.C. 151. Further, a record may be disclosed, subject to the limitations of 37 CFR 1.14, as a routine use, to the public if the record was filed in an application which became abandoned or in which the proceedings were terminated and which application is referenced by either a published application, an application open to public inspection or an issued patent.
9. A record from this system of records may be disclosed, as a routine use, to a Federal, State, or local law enforcement agency, if the USPTO becomes aware of a violation or potential violation of law or regulation.

PTO/AIA/14 (11-15)
Approved for use through 04/30/2017. OMB 0651-0032
U.S. Patent and Trademark Office; U.S. DEPARTMENT OF COMMERCE
Under the Paperwork Reduction Act of 1995, no persons are required to respond to a collection of information unless it contains a valid OMB control number.

SUPPLEMENTAL Application Data Sheet 37 CFR 1.76	Attorney Docket Number	JM-4.2
	Application Number	14/557,783
Title of Invention	Baby Bottle With Flexible Nipple Regions	

The application data sheet is part of the provisional or nonprovisional application for which it is being submitted. The following form contains the bibliographic data arranged in a format specified by the United States Patent and Trademark Office as outlined in 37 CFR 1.76.
This document may be completed electronically and submitted to the Office in electronic format using the Electronic Filing System (EFS) or the document may be printed and included in a paper filed application.

Secrecy Order 37 CFR 5.2:

☐ Portions or all of the application associated with this Application Data Sheet may fall under a Secrecy Order pursuant to 37 CFR 5.2 (Paper filers only. Applications that fall under Secrecy Order may not be filed electronically.)

Inventor Information:

Inventor 1 Remove

Legal Name

Prefix	Given Name	Middle Name	Family Name	Suffix
	Arnold		Rees	

Residence Information (Select One) ○ US Residency ◉ Non US Residency ○ Active US Military Service

City	Newcastle Upon Tyne	Country of Residence [i]	GB

Mailing Address of Inventor:

Address 1	9 Melmerby Close, Gosforth		
Address 2			
City	Newcastle Upon Tyne	State/Province	OT
Postal Code	NE3 5JA	Country [i]	GB

Inventor 2 Remove

Legal Name

Prefix	Given Name	Middle Name	Family Name	Suffix
	Ian		Webb	

Residence Information (Select One) ○ US Residency ◉ Non US Residency ○ Active US Military Service

City	London	Country of Residence [i]	GB

Mailing Address of Inventor:

Address 1	4 Leinstar Mews		
Address 2			
City	London	State/Province	OT
Postal Code	W2 3E4	Country [i]	GB

Inventor 3 Remove

Legal Name

Nanobebe US Inc., Ex. 1002, Page 498
Nanobebe US Inc. v. Mayborn (UK) Limited et al.

PTO/AIA/14 (11-15)
Approved for use through 04/30/2017. OMB 0651-0032
U.S. Patent and Trademark Office: U.S. DEPARTMENT OF COMMERCE
Under the Paperwork Reduction Act of 1995, no persons are required to respond to a collection of information unless it contains a valid OMB control number.

SUPPLEMENTAL Application Data Sheet 37 CFR 1.76	Attorney Docket Number	JM-4.2
	Application Number	14/551,783
Title of Invention	Baby Bottle With Flexible Nipple Regions	

Prefix	Given Name	Middle Name	Family Name	Suffix
	Mark		Armstrong	

Residence Information (Select One) ○ US Residency ◉ Non US Residency ○ Active US Military Service

City	Wales	Country of Residence i	GB

Mailing Address of Inventor:

Address 1	Pont Yr Afon Gam		
Address 2			
City	Ffestiniog	State/Province	OT
Postal Code	LL414PS	Country i	GB

Inventor 4 Remove

Legal Name

Prefix	Given Name	Middle Name	Family Name	Suffix
	Tom		Cotton	

Residence Information (Select One) ○ US Residency ◉ Non US Residency ○ Active US Military Service

City	London	Country of Residence i	GB

Mailing Address of Inventor:

Address 1	131 Ashtonville Street		
Address 2			
City	London	State/Province	OT
Postal Code	SW1 85 AQ	Country i	GB

All Inventors Must Be Listed - Additional Inventor Information blocks may be generated within this form by selecting the **Add** button. Add

Correspondence Information:

Enter either Customer Number or complete the Correspondence Information section below.
For further information see 37 CFR 1.33(a).

☐ An Address is being provided for the correspondence Information of this application.

Customer Number	2387		
Email Address		Add Email	Remove Email

Nanobebe US Inc., Ex. 1002, Page 499
Nanobebe US Inc. v. Mayborn (UK) Limited et al.

PTO/AIA/14 (11-15)
Approved for use through 04/30/2017. OMB 0651-0032
U.S. Patent and Trademark Office; U.S. DEPARTMENT OF COMMERCE
Under the Paperwork Reduction Act of 1995, no persons are required to respond to a collection of information unless it contains a valid OMB control number.

SUPPLEMENTAL Application Data Sheet 37 CFR 1.76	Attorney Docket Number	JM-4.2
	Application Number	14/551,783
Title of Invention	Baby Bottle With Flexible Nipple Regions	

Application Information:

Title of the Invention	Baby Bottle With Flexible Nipple Regions		
Attorney Docket Number	JM-4.2	**Small Entity Status Claimed** ☐	
Application Type	Nonprovisional		
Subject Matter	Utility		
Total Number of Drawing Sheets (if any)	6	**Suggested Figure for Publication (if any)**	4

Filing By Reference:

Only complete this section when filing an application by reference under 35 U.S.C. 111(c) and 37 CFR 1.57(a). Do not complete this section if application papers including a specification and any drawings are being filed. Any domestic benefit or foreign priority information must be provided in the appropriate section(s) below (i.e., "Domestic Benefit/National Stage Information" and "Foreign Priority Information").

For the purposes of a filing date under 37 CFR 1.53(b), the description and any drawings of the present application are replaced by this reference to the previously filed application, subject to conditions and requirements of 37 CFR 1.57(a).

Application number of the previously filed application	Filing date (YYYY-MM-DD)	Intellectual Property Authority or Country

Publication Information:

☐ Request Early Publication (Fee required at time of Request 37 CFR 1.219)

☐ **Request Not to Publish.** I hereby request that the attached application not be published under 35 U.S.C. 122(b) and certify that the invention disclosed in the attached application **has not and will not** be the subject of an application filed in another country, or under a multilateral international agreement, that requires publication at eighteen months after filing.

Representative Information:

Representative information should be provided for all practitioners having a power of attorney in the application. Providing this information in the Application Data Sheet does not constitute a power of attorney in the application (see 37 CFR 1.32).
Either enter Customer Number or complete the Representative Name section below. If both sections are completed the customer Number will be used for the Representative Information during processing.

Please Select One:	◉ Customer Number	○ US Patent Practitioner	○ Limited Recognition (37 CFR 11.9)
Customer Number	02387		

Nanobebe US Inc., Ex. 1002, Page 500
Nanobebe US Inc. v. Mayborn (UK) Limited et al.

PTO/AIA/14 (11-15)
Approved for use through 04/30/2017. OMB 0651-0032
U.S. Patent and Trademark Office; U.S. DEPARTMENT OF COMMERCE
Under the Paperwork Reduction Act of 1995, no persons are required to respond to a collection of information unless it contains a valid OMB control number.

SUPPLEMENTAL Application Data Sheet 37 CFR 1.76	Attorney Docket Number	JM-4.2
	Application Number	14/551,783
Title of Invention	Baby Bottle With Flexible Nipple Regions	

Domestic Benefit/National Stage Information:

This section allows for the applicant to either claim benefit under 35 U.S.C. 119(e), 120, 121, 365(c), or 386(c) or indicate National Stage entry from a PCT application. Providing benefit claim information in the Application Data Sheet constitutes the specific reference required by 35 U.S.C. 119(e) or 120, and 37 CFR 1.78.
When referring to the current application, please leave the "Application Number" field blank.

Prior Application Status	Patented				Remove
Application Number	Continuity Type	Prior Application Number	Filing Date (YYYY-MM-DD)	Patent Number	Issue Date (YYYY-MM-DD)
14551783	Continuation of	13364557	2012-02-02	8910810	2014-12-16
Prior Application Status	Patented				Remove
Application Number	Continuity Type	Prior Application Number	Filing Date (YYYY-MM-DD)	Patent Number	Issue Date (YYYY-MM-DD)
13364557	Continuation of	11630864	2007-09-20	8181800	2012-05-22
Prior Application Status					Remove
Application Number	Continuity Type	Prior Application Number	Filing or 371(c) Date (YYYY-MM-DD)		
11630864	a 371 of international	PCT/GB2005/002532	2005-06-29		

Additional Domestic Benefit/National Stage Data may be generated within this form by selecting the **Add** button.

Foreign Priority Information:

This section allows for the applicant to claim priority to a foreign application. Providing this information in the application data sheet constitutes the claim for priority as required by 35 U.S.C. 119(b) and 37 CFR 1.55. When priority is claimed to a foreign application that is eligible for retrieval under the priority document exchange program (PDX)[i] the information will be used by the Office to automatically attempt retrieval pursuant to 37 CFR 1.55(i)(1) and (2). Under the PDX program, applicant bears the ultimate responsibility for ensuring that a copy of the foreign application is received by the Office from the participating foreign intellectual property office, or a certified copy of the foreign priority application is filed, within the time period specified in 37 CFR 1.55(g)(1).

			Remove
Application Number	Country[i]	Filing Date (YYYY-MM-DD)	Access Code[i] (if applicable)
2004/14560.3	GB	2004-06-29	
			Remove
Application Number	Country[i]	Filing Date (YYYY-MM-DD)	Access Code[i] (if applicable)
2005/02599.4	GB	2005-02-08	

Additional Foreign Priority Data may be generated within this form by selecting the **Add** button.

Nanobebe US Inc., Ex. 1002, Page 501
Nanobebe US Inc. v. Mayborn (UK) Limited et al.

PTO/AIA/14 (11-15)
Approved for use through 04/30/2017. OMB 0651-0032
U.S. Patent and Trademark Office; U.S. DEPARTMENT OF COMMERCE
Under the Paperwork Reduction Act of 1995, no persons are required to respond to a collection of information unless it contains a valid OMB control number.

SUPPLEMENTAL Application Data Sheet 37 CFR 1.76	Attorney Docket Number	JM-4.2
	Application Number	14/551,783
Title of Invention	Baby Bottle With Flexible Nipple Regions	

Statement under 37 CFR 1.55 or 1.78 for AIA (First Inventor to File) Transition Applications

☐ This application (1) claims priority to or the benefit of an application filed before March 16, 2013 and (2) also contains, or contained at any time, a claim to a claimed invention that has an effective filing date on or after March 16, 2013.
NOTE: By providing this statement under 37 CFR 1.55 or 1.78, this application, with a filing date on or after March 16, 2013, will be examined under the first inventor to file provisions of the AIA.

Nanobebe US Inc., Ex. 1002, Page 502
Nanobebe US Inc. v. Mayborn (UK) Limited et al.

PTO/AIA/14 (11-15)
Approved for use through 04/30/2017. OMB 0651-0032
U.S. Patent and Trademark Office; U.S. DEPARTMENT OF COMMERCE
Under the Paperwork Reduction Act of 1995, no persons are required to respond to a collection of information unless it contains a valid OMB control number.

SUPPLEMENTAL Application Data Sheet 37 CFR 1.76	Attorney Docket Number	JM-4.2
	Application Number	14/551,783
Title of Invention	Baby Bottle With Flexible Nipple Regions	

Authorization or Opt-Out of Authorization to Permit Access:

When this Application Data Sheet is properly signed and filed with the application, applicant has provided written authority to permit a participating foreign intellectual property (IP) office access to the instant application-as-filed (see paragraph A in subsection 1 below) and the European Patent Office (EPO) access to any search results from the instant application (see paragraph B in subsection 1 below).

Should applicant choose not to provide an authorization identified in subsection 1 below, applicant must opt-out of the authorization by checking the corresponding box A or B or both in subsection 2 below.

NOTE: This section of the Application Data Sheet is **ONLY** reviewed and processed with the **INITIAL** filing of an application. After the initial filing of an application, an Application Data Sheet cannot be used to provide or rescind authorization for access by a foreign IP office(s). Instead, Form PTO/SB/39 or PTO/SB/69 must be used as appropriate.

1. Authorization to Permit Access by a Foreign Intellectual Property Office(s)

A. Priority Document Exchange (PDX) - Unless box A in subsection 2 (opt-out of authorization) is checked, the undersigned hereby **grants the USPTO authority** to provide the European Patent Office (EPO), the Japan Patent Office (JPO), the Korean Intellectual Property Office (KIPO), the State Intellectual Property Office of the People's Republic of China (SIPO), the World Intellectual Property Organization (WIPO), and any other foreign intellectual property office participating with the USPTO in a bilateral or multilateral priority document exchange agreement in which a foreign application claiming priority to the instant patent application is filed, access to: (1) the instant patent application-as-filed and its related bibliographic data, (2) any foreign or domestic application to which priority or benefit is claimed by the instant application and its related bibliographic data, and (3) the date of filing of this Authorization. See 37 CFR 1.14(h)(1).

B. Search Results from U.S. Application to EPO - Unless box B in subsection 2 (opt-out of authorization) is checked, the undersigned hereby **grants the USPTO authority** to provide the EPO access to the bibliographic data and search results from the instant patent application when a European patent application claiming priority to the instant patent application is filed. See 37 CFR 1.14(h)(2).

The applicant is reminded that the EPO's Rule 141(1) EPC (European Patent Convention) requires applicants to submit a copy of search results from the instant application without delay in a European patent application that claims priority to the instant application.

2. Opt-Out of Authorizations to Permit Access by a Foreign Intellectual Property Office(s)

☐ A. Applicant **DOES NOT** authorize the USPTO to permit a participating foreign IP office access to the instant application-as-filed. If this box is checked, the USPTO will not be providing a participating foreign IP office with any documents and information identified in subsection 1A above.

☐ B. Applicant **DOES NOT** authorize the USPTO to transmit to the EPO any search results from the instant patent application. If this box is checked, the USPTO will not be providing the EPO with search results from the instant application.

NOTE: Once the application has published or is otherwise publicly available, the USPTO may provide access to the application in accordance with 37 CFR 1.14.

Nanobebe US Inc., Ex. 1002, Page 503
Nanobebe US Inc. v. Mayborn (UK) Limited et al.

PTO/AIA/14 (11-15)
Approved for use through 04/30/2017. OMB 0651-0032
U.S. Patent and Trademark Office; U.S. DEPARTMENT OF COMMERCE
Under the Paperwork Reduction Act of 1995, no persons are required to respond to a collection of information unless it contains a valid OMB control number.

SUPPLEMENTAL Application Data Sheet 37 CFR 1.76	Attorney Docket Number	JM-4.2
	Application Number	14/551,783
Title of Invention	Baby Bottle With Flexible Nipple Regions	

Applicant Information:

Providing assignment information in this section does not substitute for compliance with any requirement of part 3 of Title 37 of CFR to have an assignment recorded by the Office.

Applicant 1

If the applicant is the inventor (or the remaining joint inventor or inventors under 37 CFR 1.45), this section should not be completed. The information to be provided in this section is the name and address of the legal representative who is the applicant under 37 CFR 1.43; or the name and address of the assignee, person to whom the inventor is under an obligation to assign the invention, or person who otherwise shows sufficient proprietary interest in the matter who is the applicant under 37 CFR 1.46. If the applicant is an applicant under 37 CFR 1.46 (assignee, person to whom the inventor is obligated to assign, or person who otherwise shows sufficient proprietary interest) together with one or more joint inventors, then the joint inventor or inventors who are also the applicant should be identified in this section.

Clear

◉ Assignee	○ Legal Representative under 35 U.S.C. 117	○ Joint Inventor
○ Person to whom the inventor is obligated to assign.	○ Person who shows sufficient proprietary interest	

If applicant is the legal representative, indicate the authority to file the patent application, the inventor is:

Name of the Deceased or Legally Incapacitated Inventor:	
If the Applicant is an Organization check here.	☒
Organization Name	Jackel International Limited

Mailing Address Information For Applicant:

Address 1	Dudley Lane		
Address 2	Cramlington		
City	Northumberland	**State/Province**	OT
Country	GB	Postal Code	NE23 7RH
Phone Number		Fax Number	
Email Address			

Additional Applicant Data may be generated within this form by selecting the Add button.

Assignee Information including Non-Applicant Assignee Information:

Providing assignment information in this section does not substitute for compliance with any requirement of part 3 of Title 37 of CFR to have an assignment recorded by the Office.

Nanobebe US Inc., Ex. 1002, Page 504
Nanobebe US Inc. v. Mayborn (UK) Limited et al.

PTO/AIA/14 (11-15)
Approved for use through 04/30/2017. OMB 0651-0032
U.S. Patent and Trademark Office; U.S. DEPARTMENT OF COMMERCE
Under the Paperwork Reduction Act of 1995, no persons are required to respond to a collection of information unless it contains a valid OMB control number.

SUPPLEMENTAL Application Data Sheet 37 CFR 1.76	Attorney Docket Number	JM-4.2
	Application Number	14/551,783
Title of Invention	Baby Bottle With Flexible Nipple Regions	

Assignee 1

Complete this section if assignee information, including non-applicant assignee information, is desired to be included on the patent application publication. An assignee-applicant identified in the "Applicant Information" section will appear on the patent application publication as an applicant. For an assignee-applicant, complete this section only if identification as an assignee is also desired on the patent application publication.

If the Assignee or Non-Applicant Assignee is an Organization check here. ☒

Organization Name	Jackel International Limited

Mailing Address Information For Assignee including Non-Applicant Assignee:

Address 1	Dudley Lane		
Address 2	Cramlington		
City	Northumberland	**State/Province**	OT
Country i	GB	Postal Code	NE23 7RH
Phone Number		Fax Number	
Email Address			

Additional Assignee or Non-Applicant Assignee Data may be generated within this form by selecting the Add button.

Signature:

NOTE: This Application Data Sheet must be signed in accordance with 37 CFR 1.33(b). **However, if this Application Data Sheet is submitted with the INITIAL filing of the application and either box A or B is not checked in subsection 2 of the "Authorization or Opt-Out of Authorization to Permit Access" section, then this form must also be signed in accordance with 37 CFR 1.14(c).**

This Application Data Sheet **must** be signed by a patent practitioner if one or more of the applicants is a **juristic entity** (e.g., corporation or association). If the applicant is two or more joint inventors, this form must be signed by a patent practitioner, **all** joint inventors who are the applicant, or one or more joint inventor-applicants who have been given power of attorney (e.g., see USPTO Form PTO/AIA/81) on behalf of **all** joint inventor-applicants.

See 37 CFR 1.4(d) for the manner of making signatures and certifications.

Signature	/Arne M. Olson/			Date (YYYY-MM-DD)	2016-01-14
First Name	Arne	Last Name	Olson	Registration Number	30203

Additional Signature may be generated within this form by selecting the Add button.

Nanobebe US Inc., Ex. 1002, Page 505
Nanobebe US Inc. v. Mayborn (UK) Limited et al.

PTO/AIA/14 (11-15)
Approved for use through 04/30/2017. OMB 0651-0032
U.S. Patent and Trademark Office; U.S. DEPARTMENT OF COMMERCE
Under the Paperwork Reduction Act of 1995, no persons are required to respond to a collection of information unless it contains a valid OMB control number.

SUPPLEMENTAL Application Data Sheet 37 CFR 1.76	Attorney Docket Number	JM-4.2
	Application Number	14/551,783
Title of Invention	Baby Bottle With Flexible Nipple Regions	

This collection of information is required by 37 CFR 1.76. The information is required to obtain or retain a benefit by the public which is to file (and by the USPTO to process) an application. Confidentiality is governed by 35 U.S.C. 122 and 37 CFR 1.14. This collection is estimated to take 23 minutes to complete, including gathering, preparing, and submitting the completed application data sheet form to the USPTO. Time will vary depending upon the individual case. Any comments on the amount of time you require to complete this form and/or suggestions for reducing this burden, should be sent to the Chief Information Officer, U.S. Patent and Trademark Office, U.S. Department of Commerce, P.O. Box 1450, Alexandria, VA 22313-1450. DO NOT SEND FEES OR COMPLETED FORMS TO THIS ADDRESS. **SEND TO: Commissioner for Patents, P.O. Box 1450, Alexandria, VA 22313-1450.**

Nanobebe US Inc., Ex. 1002, Page 506
Nanobebe US Inc. v. Mayborn (UK) Limited et al.

Electronic Acknowledgement Receipt

EFS ID:	24622329
Application Number:	14551783
International Application Number:	
Confirmation Number:	6509
Title of Invention:	Baby Bottle With Flexible Nipple Regions
First Named Inventor/Applicant Name:	Arnold Rees
Customer Number:	2387
Filer:	Michael Dimitrios Zaronias/Jill Dykstra
Filer Authorized By:	Michael Dimitrios Zaronias
Attorney Docket Number:	JM-4.2
Receipt Date:	14-JAN-2016
Filing Date:	24-NOV-2014
Time Stamp:	13:24:47
Application Type:	Utility under 35 USC 111(a)

Payment information:

Submitted with Payment	no

File Listing:

Document Number	Document Description	File Name	File Size(Bytes)/ Message Digest	Multi Part /.zip	Pages (if appl.)
1		JM-4-2-ResponsetoDisapprovalTermDisclaim.pdf	99439 67bd6f40a9ff6717616b5d5a23eb839ae6114d6f	yes	3

	Multipart Description/PDF files in .zip description				
	Document Description		Start	End	
	Amendment Copy Claims/Response to Suggested Claims		1	1	
	Applicant Arguments/Remarks Made in an Amendment		2	3	
Warnings:					
Information:					
2	Power of Attorney	Declaration_Power_of_Attorney.pdf	198953 9d1027e55d54afb8e120d07db3cac4bea423dfd7	no	3
Warnings:					
Information:					
3	Power of Attorney	Power_of_Attorney_and_Revocation.pdf	116552 cc4b9139f4159ac30937940a43dd32356b366714	no	2
Warnings:					
Information:					
4	Terminal Disclaimer Filed	Terminal_Disclaimer_sb0026.pdf	374053 fbc16b301b58305ce862b50bcebf5811a9fa5751	no	2
Warnings:					
Information:					
5	Application Data Sheet	JM-4-2-SuppADS.pdf	659780 3b9f685b865ddac84d1d138d87ea6a397f51367c	no	9
Warnings:					
Information:					
This is not an USPTO supplied ADS fillable form					
		Total Files Size (in bytes):	1448777		

This Acknowledgement Receipt evidences receipt on the noted date by the USPTO of the indicated documents, characterized by the applicant, and including page counts, where applicable. It serves as evidence of receipt similar to a Post Card, as described in MPEP 503.

New Applications Under 35 U.S.C. 111

If a new application is being filed and the application includes the necessary components for a filing date (see 37 CFR 1.53(b)-(d) and MPEP 506), a Filing Receipt (37 CFR 1.54) will be issued in due course and the date shown on this Acknowledgement Receipt will establish the filing date of the application.

National Stage of an International Application under 35 U.S.C. 371

If a timely submission to enter the national stage of an international application is compliant with the conditions of 35 U.S.C. 371 and other applicable requirements a Form PCT/DO/EO/903 indicating acceptance of the application as a national stage submission under 35 U.S.C. 371 will be issued in addition to the Filing Receipt, in due course.

New International Application Filed with the USPTO as a Receiving Office

If a new international application is being filed and the international application includes the necessary components for an international filing date (see PCT Article 11 and MPEP 1810), a Notification of the International Application Number and of the International Filing Date (Form PCT/RO/105) will be issued in due course, subject to prescriptions concerning national security, and the date shown on this Acknowledgement Receipt will establish the international filing date of the application.

Application Number	Application/Control No.	Applicant(s)/Patent under Reexamination	
	14/551,783	REES ET AL.	

Document Code - DISQ	Internal Document – DO NOT MAIL

TERMINAL DISCLAIMER	☐ APPROVED	☒ DISAPPROVED
Date Filed : 9/18/15	This patent is subject to a Terminal Disclaimer	

Approved/Disapproved by:

Td disapproved.

The person who signed the terminal disclaimer (only for applications filed on or after September 16, 2012): is not the applicant, patentee or an attorney or agent of record. 37 CFR 1.321(a) and (b). (See FP 14.26.08)

Also resubmit Td with this paper, NO FEE is required.

Lawana Hixon

Nanobebe US Inc., Ex. 1002, Page 510
Nanobebe US Inc. v. Mayborn (UK) Limited et al.

IN THE UNITED STATES PATENT AND TRADEMARK OFFICE

Applicants:	Rees et al.	)	Confirmation No.: 6509
		)	
Serial No.:	14/551,783	)	Group Art Unit: 3643
		)	
Filed:	November 24, 2014	)	Examiner: COLLADO, Cynthia
		)	
For:	BABY BOTTLE WITH FLEXIBLE NIPPLE REGIONS	)	Attorney Docket No.: JM-4.2

RESPONSE TO OFFICE ACTION

MAIL STOP AMENDMENT
Commissioner for Patents
P.O. Box 1450
Alexandria, VA 22313-1450

Sir:

This is in response to the Office Action mailed May 20, 2015. Applicant encloses a Petition for Extension of Time for one month and the required fee of two-hundred dollars ($200.00) and a Terminal Disclaimer and its required fee of one hundred sixty dollars ($160.00) for a grand total of three hundred sixty dollars ($360.00). Please consider the remarks as follows:

Remarks begin on page 2 of this document.

REMARKS

Status of the Application

1. Claims 1-17 currently pending and not amended
2. Terminal Disclaimer submitted
3. Applicant remarks traversing rejection under 37 CFR 103(a)

In the present Office Action, claims 1-17 were rejected on the grounds of nonstatutory double patenting as being unpatentable over claims 1-56 of U.S. Patent No. 8,910,810. Claims 1-17 were also rejected under 35 USC 103(a) as being unpatentable over Morano (U.S. Patent No. 6,959,827) in view of Uehara (U.S. Publication No. 2003/0089676).

Before addressing the specifics of the claim rejections, Applicant submits that the claims in the instant application are different than those of the parent application or other related applications. Also, the Applicant rescinds any disclaimer of claim scope made in the parent application or any predecessor application in relation to the instant application. The Examiner is therefore advised that any such previous disclaimer and the cited references that it was made to avoid, may need to be revisited. Accordingly, It is requested that all of the claims in this application be interpreted on the basis of the language set forth in them and the broadest reasonable interpretation in view of the specification, and no limitations or prosecution disclaimers on the language of the claims should be imported into any claim from earlier prosecution or prior versions of the claims or prior patents. It will be assumed that no such importing is being conducted unless a statement is made by the PTO that it is doing so. Further, the Examiner is also reminded that any disclaimer made in the instant application should not be read into or against the parent application.

Non-Statutory Double Patenting

In response to the nonstatutory double patenting rejection of the claims, Applicant encloses a terminal disclaimer and the requisite fee of one hundred sixty dollars ($160.00). Accordingly, Applicant requests that the double patenting rejection be withdrawn.

Nanobebe US Inc., Ex. 1002, Page 512
Nanobebe US Inc. v. Mayborn (UK) Limited et al.

Rejection Under 37 CFR 103(a)

With respect to the rejection of the claims under USC 103(a), Applicant respectfully traverses this rejection. In order to establish a prima facie case of obviousness, the prior art references must teach or suggest all the claim limitations and there must be some suggestion or motivation, either in the references themselves or in the knowledge generally available to one of ordinary skill in the art, to modify the reference or to combine references. In addition, there must be a reasonable expectation of success. *In re Vaeck*, 947 F.2d 488, 20 USPQ2d 1438 (Fed. Cir. 1991).

This first assumes the cited references are proper analogous art. In order for a reference to be proper for use in an obviousness rejection, the reference must be analogous art to the claimed invention. *In re Bigio*, 381 F.3d 1320, 1325 (Fed. Cir. 2004). A reference is analogous art to the claimed invention if: (1) the reference is from the same field of endeavor as the claimed invention (even if it addresses a different problem); or (2) the reference is reasonably pertinent to the problem faced by the inventor (even if it is not in the same field of endeavor as the claimed invention). See *Bigio*, 381 F.3d at 1325.

Applicant submits that the rejection of claims 1-17 under 35 USC 103(a) is improper at least because Morano is not analogous art and even if Morano is analogous art, the combination with Ueahara still does not teach or suggest all the features of the claims.

Morano is Non-Analogous Art

Morano is not analogous art because it is neither from the same field of endeavor nor reasonably pertinent to the problem faced by the inventor. The field of endeavor of the present invention is infant bottles having a nipple region that provides a more natural feeding experience through flexible movement of the nipple region and consistent fluid flow. As shown below, the Morano reference is from the field of juvenile drinking vessels with movable handles.

Nanobebe US Inc., Ex. 1002, Page 513
Nanobebe US Inc. v. Mayborn (UK) Limited et al.

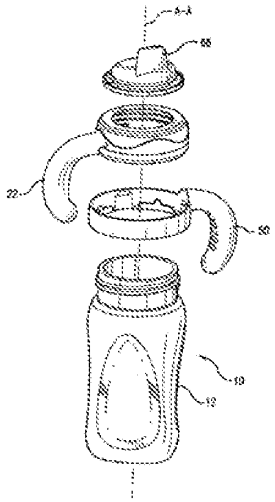

FIG.2

These are clearly different fields of endeavor. Accordingly, Morano reference fails this prong of the analogous art test.

In addition, Morano is not reasonably pertinent to the problem faced by the present inventors. That problem relates to a baby bottle having a nipple region that mimics the natural feeding function of a human breast. Accordingly, the nipple region should move or flex as the infant suckles and should prevent interruptions to fluid flow. Morano provides no assistance in solving this problem. Morano is concerned with providing a drinking vessel that is easier to grasp and manipulate. Hence, Morano also fails to satisfy the second prong of the analogous art test. As a result, Morano is not analogous art. For at least these reasons, Applicant respectful requests reconsideration and withdrawal of the rejection of claims 1-17 based on the Morano reference.

The Combination of Morano and Uehara Fails to Disclose All the Features of Independent Claims 1, 9 and 13

Claim 1

With respect to independent claim 1, the Office Action asserts that Morano discloses all the features of claim 1 except for a teat portion having a variable wall thickness including an aperture, a vent passage extending through the base portion and the vent passage having an air

Nanobebe US Inc., Ex. 1002, Page 514
Nanobebe US Inc. v. Mayborn (UK) Limited et al.

valve below a top edge of a collar. The Office Action further asserts that Uehara discloses these missing features and thus the combination discloses all the features of claim 1. First, Applicant respectfully submits that Morano does not disclose the features identified in the Office Action and second even if Morano does disclose the identified features, Uehara fails to teach the missing features.

The Office Action alleges that Morano discloses an areola portion between the teat portion and base portion by referencing an annotated figure from Morano, which is reproduced below.

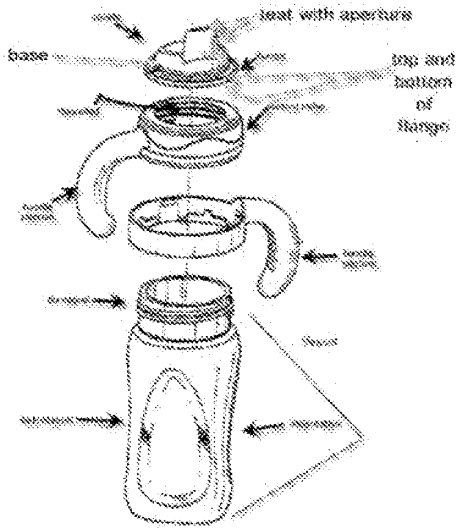

While the figure labels certain structures as a teat portion and a base portion, there is no showing of an areola portion. The areola portion is simply absent in the figure and nowhere in the specification does Morano disclose an areola portion.

The Office Action also alleges that Morano discloses a flange having downwardly depending cylindrical portion and again points to the provided figure as evidence. However, while there may be a flange type structure shown in the figure, there is no indication that this structure has a downwardly depending cylindrical portion as recited by claim 1. There is simply no disclosure in Morano of a flange having a downwardly depending cylindrical portion as recited in claim 1.

Since Morano fails to teach or suggest these features, Applicant respectfully requests reconsideration and withdrawal of the rejection of claim 1.

Nanobebe US Inc., Ex. 1002, Page 515
Nanobebe US Inc. v. Mayborn (UK) Limited et al.

Even assuming the Morano reference discloses the above features, which it does not, Uehara fails to cure the deficiencies identified in the Office Action, namely, a vent passage extending through the base portion and the vent passage having an air valve below a top edge of a collar. The Office Action points to an air valve slit 214c in the provided figure and references paragraph [0224] of Uehara. While Uehara classifies this as a vent valve it still does not correspond to the feature recited in claim 1. Claim 1 recites "a vent passage extending through the base portion." The base portion is defined in claim 1 as "having a wall thickness in a domed configuration." As shown below on the left, vent passage 126 extends through the base portion and the base portion has a wall thickness in a domed configuration. As shown in Uehara on the right, the vent does not extend through the base portion having a domed configuration. The vent disclosed by Uehara appears to extend through a flat wall portion. This flat wall portion cannot correspond to a base portion having a wall thickness in a domed configuration.

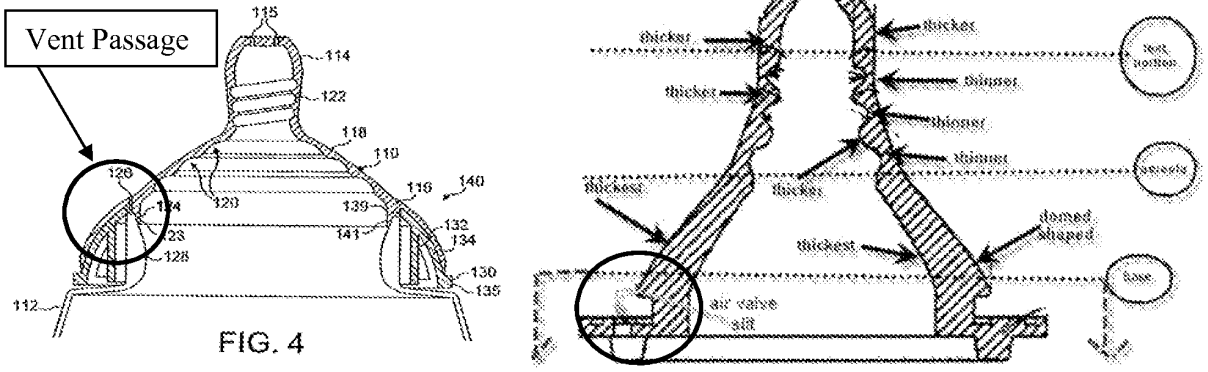

FIG. 4

It is not enough to simply allege a corresponding structure without considering the full extent of the claimed feature. Uehara does not disclose a vent passage extending through the base portion as a base portion is defined in claim 1.

In addition, Uehara does not disclose or suggest that the vent has an air valve below a top edge of a collar as recited in claim 1. Neither the figure provided nor cited paragraph [0224], discloses such a feature. Indeed there is indication in the Office Action that Uehara even discloses a collar so it cannot disclose an air valve below a top edge of a collar.

Nanobebe US Inc., Ex. 1002, Page 516
Nanobebe US Inc. v. Mayborn (UK) Limited et al.

In summary, Uehara fails to disclose not only the missing features noted in the Office Action but also fails to disclose the other features absent in Morano as described above by Applicant. For at least these reasons, Applicant respectfully requests reconsideration and withdrawal of the rejection of claim 1.

Claim 9

With respect to independent claim 9, the Office Action asserts that Morano discloses all the features of claim 9 except for a vent passage extending through the base portion and the vent passage having an air valve below a top edge of a collar. The Office Action further asserts that Uehara discloses these missing features and thus the combination discloses all the features of claim 9. First, Applicant respectfully submits that Morano does not disclose the features identified in the Office Action and second even if Morano does disclose the identified features Uehara fails to teach the missing features.

The Office Action alleges that Morano discloses a flange having downwardly depending cylindrical portion and points to the provided figure as evidence. However, while there may be a flange type structure shown in the figure, there is no indication that this structure has a downwardly depending cylindrical portion as recited by claim 9. There is simply no disclosure in Morano of a flange having a downwardly depending cylindrical portion as recited in claim 9.

For at least this reason, Applicant respectfully requests reconsideration and withdrawal of the rejection of claim 9.

Even assuming the Morano reference discloses the above features which it does not, Uehara fails to cure the deficiencies identified in the Office Action, namely, a vent passage extending through the base portion and the vent passage having an air valve below a top edge of a collar. The Office Action points to an air valve slit 214c in the provided figure and references paragraph [0224] of Uehara. While Uehara classifies this as a vent valve it still does not correspond to the feature recited in claim 9. Claim 9 recites a vent passage extending through the base portion. The base portion is defined in claim 9 as having a wall thickness in a domed configuration. The vent disclosed by Uehara is positioned on what appears to be a flat wall portion. This flat wall portion cannot correspond to the claimed base portion because it is certainly not a base portion having a wall thickness in a domed configuration. It is not enough to

Nanobebe US Inc., Ex. 1002, Page 517
Nanobebe US Inc. v. Mayborn (UK) Limited et al.

simply allege a corresponding structure without considering the full extent of the claimed feature. Uehara does not disclose a vent passage extending through the base portion as a base portion is defined in claim 9.

In addition, Uehara does not disclose or suggest an air valve below a top edge of a collar. Neither the figure provided nor cited paragraph [0224], discloses such a feature. Indeed there is indication in the Office Action that Uehara discloses a collar.

In summary, Uehara fails to disclose not only the missing features noted in the Office Action but also fails to disclose the other features absent in Morano as described above by Applicant. For at least these reasons, Applicant respectfully requests reconsideration and withdrawal of the rejection of claim 9.

Claim 13

With respect to claim 13 (which was appears to be mislabeled as claim 9 on page 10 of the Office Action), the Office Action asserts that Morano discloses all the features of claim 13 except for a vent passage extending through the base portion and the vent passage having an air valve below a top edge of a collar. However, claim 13 does not recite a vent passage having an air valve below a top edge of a collar. In any event, the Office Action further asserts that Uehara discloses these missing features and thus the combination of Morano and Uehara discloses all the features of claim 13. First, Applicant respectfully submits that Morano does not disclose the features identified in the Office Action and second even if Morano does disclose the identified features Uehara fails to teach the missing features.

The Office Action alleges that Morano discloses a teat portion having a groove around its inner cylindrical vertical surface and a flow valve as recited by claim 13, and directs Applicant to view the provided figure. It is abundantly clear however that this figure does not support the contention that Morano discloses such features. The figure fails to even show an inner surface of an alleged teat portion, and the specification provides no support for such features. Since Morano does not show or describe an inner surface it is impossible for Morano to teach or suggest the subject matter of claim 13.

The Office Action also alleges that Morano discloses an areola portion between the teat portion and base portion by referencing a figure from Morano. While the figure labels certain

Nanobebe US Inc., Ex. 1002, Page 518
Nanobebe US Inc. v. Mayborn (UK) Limited et al.

structures as a teat portion and a base portion, there is no showing of an areola portion between them. The areola portion is simply absent in the figure and nowhere does Morano disclose an areola portion.

The Office Action also alleges that Morano discloses a flange having downwardly depending cylindrical portion and again points to the provided figure as evidence. However, while there may be a flange type structure shown in the figure, these is no indication that this structure has a downwardly depending cylindrical portion as recited by claim 13. There is simply no disclosure in Morano of a flange having a downwardly depending cylindrical portion as recited in claim 13.

For at least these reasons, Applicant respectfully requests reconsideration and withdrawal of the rejection of claim 13.

Even assuming the Morano reference discloses the above features, which it does not, Uehara fails to cure the deficiencies identified in the Office Action, namely, a vent passage extending through the base portion and the vent passage having an air valve below a top edge of a collar. The Office Action points to an air valve slit 214c in the provided figure and references paragraph [0138] of Uehara. While Uehara classifies this as a vent valve and describes how it opens under pressure, this structure still does not correspond to the features recited in claim 13. Claim 13 recites a vent passage extending through the base portion. The base portion is defined as having a domed configuration. The vent of Uehara is positioned on what appears to be a flat wall portion. This flat wall portion cannot correspond to a base portion and it certainly not to a base portion having a domed configuration. It is not enough to simply allege a corresponding structure without considering the full extent of the claimed feature. Uehara does not disclose a vent passage extending through the base portion as a base portion is defined in claim 13.

In summary, Uehara fails to disclose not only the missing features noted in the Office Action but also fails to disclose the other features absent in Morano as described above by Applicant. For at least these reasons, Applicant respectfully requests reconsideration and withdrawal of the rejection of claim 13.

Dependent Claims Are Also Allowable

Since claims 2-8, 10-12 and 14-17 depend from claims 1, 9 and 13 respectively, they are

Nanobebe US Inc., Ex. 1002, Page 519
Nanobebe US Inc. v. Mayborn (UK) Limited et al.

allowable for at least the same reasons given above with respect to the independent claims. In addition, these dependent claims are patentably distinct and recite additional features which are patentable. Therefore, Applicant respectfully requests reconsideration and withdrawal, of the rejection of claims 2-8, 10-12 and 14-17.

Nanobebe US Inc., Ex. 1002, Page 520
Nanobebe US Inc. v. Mayborn (UK) Limited et al.

Conclusion

In summary, the claims should now be in condition for allowance. A Notice of Allowance is respectfully requested. No other fees should be due with the filing of this response. However should any additional fees be required the, please credit our Deposit Account No. 15-0508.

Respectfully submitted,

Date: September 18, 2015

By /Arne M. Olson/
Arne M. Olson (Reg. No. 30,203)

OLSON & CEPURITIS, LTD.
20 North Wacker Drive, 36th Floor
Chicago, Illinois 60606
(312) 580-1180
Attorneys for Applicants

Certificate of EFS-Web Transmission

I hereby certify that this correspondence is being transmitted via the U.S. Patent and Trademark Office electronic filing system (EFS-Web) to the USPTO on September 18, 2015.

Typed or printed name of person signing this certificate

Arne M. Olson
Signature /Arne M. Olson /

Nanobebe US Inc., Ex. 1002, Page 521
Nanobebe US Inc. v. Mayborn (UK) Limited et al.

PTO/SB/22 (03-13)
Approved for use through 3/31/2013. OMB 0651-0031
U.S. Patent and Trademark Office; U.S. DEPARTMENT OF COMMERCE
Under the Paperwork Reduction Act of 1995, no persons are required to respond to a collection of information unless it displays a valid OMB control number.

PETITION FOR EXTENSION OF TIME UNDER 37 CFR 1.136(a)

Docket Number (Optional): JM-4.2

Application Number: 14/551,783

Filed: November 24, 2014

For: Baby Bottle with Flexible Nipple Regions

Art Unit: 3781

Examiner: COLLADO, Cynthia

This is a request under the provisions of 37 CFR 1.136(a) to extend the period for filing a reply in the above-identified application.

The requested extension and fee are as follows (check time period desired and enter the appropriate fee below):

		Fee	Small Entity Fee	Micro Entity Fee	
☑	One month (37 CFR 1.17(a)(1))	$200	$100	$50	$ 200.00
☐	Two months (37 CFR 1.17(a)(2))	$600	$300	$150	$
☐	Three months (37 CFR 1.17(a)(3))	$1,400	$700	$350	$
☐	Four months (37 CFR 1.17(a)(4))	$2,200	$1,100	$550	$
☐	Five months (37 CFR 1.17(a)(5))	$3,000	$1,500	$750	$

☐ Applicant asserts small entity status. See 37 CFR 1.27.

☐ Applicant certifies micro entity status. See 37 CFR 1.29.
Form PTO/SB/15A or B or equivalent must either be enclosed or have been submitted previously.

☐ A check in the amount of the fee is enclosed.

☐ Payment by credit card. Form PTO-2038 is attached.

☐ The Director has already been authorized to charge fees in this application to a Deposit Account.

☐ The Director is hereby authorized to charge any fees which may be required, or credit any overpayment, to Deposit Account Number _____.

☑ Payment made via EFS-Web.

WARNING: Information on this form may become public. Credit card information should not be included on this form. Provide credit card information and authorization on PTO-2038.

I am the

☐ applicant/inventor.

☐ assignee of record of the entire interest. See 37 CFR 3.71. 37 CFR 3.73(b) statement is enclosed (Form PTO/SB/96).

☑ attorney or agent of record. Registration number 30,203.

☐ attorney or agent acting under 37 CFR 1.34. Registration number _____.

/Arne M. Olson/ — Signature

September 18, 2015 — Date

Arne M. Olson — Typed or printed name

312-580-1180 — Telephone Number

NOTE: This form must be signed in accordance with 37 CFR 1.33. See 37 CFR 1.4 for signature requirements and certifications. Submit multiple forms if more than one signature is required, see below*.

☑ * Total of 1 forms are submitted.

This collection of information is required by 37 CFR 1.136(a). The information is required to obtain or retain a benefit by the public, which is to file (and by the USPTO to process) an application. Confidentiality is governed by 35 U.S.C. 122 and 37 CFR 1.11 and 1.14. This collection is estimated to take 6 minutes to complete, including gathering, preparing, and submitting the completed application form to the USPTO. Time will vary depending upon the individual case. Any comments on the amount of time you require to complete this form and/or suggestions for reducing this burden should be sent to the Chief Information Officer, U.S. Patent and Trademark Office, U.S. Department of Commerce, P.O. Box 1450, Alexandria, VA 22313-1450. DO NOT SEND FEES OR COMPLETED FORMS TO THIS ADDRESS. **SEND TO: Commissioner for Patents, P.O. Box 1450, Alexandria, VA 22313-1450.**

If you need assistance in completing the form, call 1-800-PTO-9199 and select option 2.

Privacy Act Statement

The **Privacy Act of 1974 (P.L. 93-579)** requires that you be given certain information in connection with your submission of the attached form related to a patent application or patent. Accordingly, pursuant to the requirements of the Act, please be advised that: (1) the general authority for the collection of this information is 35 U.S.C. 2(b)(2); (2) furnishing of the information solicited is voluntary; and (3) the principal purpose for which the information is used by the U.S. Patent and Trademark Office is to process and/or examine your submission related to a patent application or patent. If you do not furnish the requested information, the U.S. Patent and Trademark Office may not be able to process and/or examine your submission, which may result in termination of proceedings or abandonment of the application or expiration of the patent.

The information provided by you in this form will be subject to the following routine uses:

1. The information on this form will be treated confidentially to the extent allowed under the Freedom of Information Act (5 U.S.C. 552) and the Privacy Act (5 U.S.C 552a). Records from this system of records may be disclosed to the Department of Justice to determine whether disclosure of these records is required by the Freedom of Information Act.
2. A record from this system of records may be disclosed, as a routine use, in the course of presenting evidence to a court, magistrate, or administrative tribunal, including disclosures to opposing counsel in the course of settlement negotiations.
3. A record in this system of records may be disclosed, as a routine use, to a Member of Congress submitting a request involving an individual, to whom the record pertains, when the individual has requested assistance from the Member with respect to the subject matter of the record.
4. A record in this system of records may be disclosed, as a routine use, to a contractor of the Agency having need for the information in order to perform a contract. Recipients of information shall be required to comply with the requirements of the Privacy Act of 1974, as amended, pursuant to 5 U.S.C. 552a(m).
5. A record related to an International Application filed under the Patent Cooperation Treaty in this system of records may be disclosed, as a routine use, to the International Bureau of the World Intellectual Property Organization, pursuant to the Patent Cooperation Treaty.
6. A record in this system of records may be disclosed, as a routine use, to another federal agency for purposes of National Security review (35 U.S.C. 181) and for review pursuant to the Atomic Energy Act (42 U.S.C. 218(c)).
7. A record from this system of records may be disclosed, as a routine use, to the Administrator, General Services, or his/her designee, during an inspection of records conducted by GSA as part of that agency's responsibility to recommend improvements in records management practices and programs, under authority of 44 U.S.C. 2904 and 2906. Such disclosure shall be made in accordance with the GSA regulations governing inspection of records for this purpose, and any other relevant (*i.e.*, GSA or Commerce) directive. Such disclosure shall not be used to make determinations about individuals.
8. A record from this system of records may be disclosed, as a routine use, to the public after either publication of the application pursuant to 35 U.S.C. 122(b) or issuance of a patent pursuant to 35 U.S.C. 151. Further, a record may be disclosed, subject to the limitations of 37 CFR 1.14, as a routine use, to the public if the record was filed in an application which became abandoned or in which the proceedings were terminated and which application is referenced by either a published application, an application open to public inspection or an issued patent.
9. A record from this system of records may be disclosed, as a routine use, to a Federal, State, or local law enforcement agency, if the USPTO becomes aware of a violation or potential violation of law or regulation.

PTO/SB/26 (08-11)
Approved for use through 07/31/2012. OMB 0651-0031
U.S. Patent and Trademark Office; U.S. DEPARTMENT OF COMMERCE
Under the Paperwork Reduction Act of 1995, no persons are required to respond to a collection of information unless it displays a valid OMB control number.

TERMINAL DISCLAIMER TO OBVIATE A DOUBLE PATENTING REJECTION OVER A "PRIOR" PATENT	Docket Number (Optional) JM-4.2

In re Application of: Rees et al.

Application No.: 14/551,783

Filed: 11/24/2014

For: BABY BOTTLE WITH FLEXIBLE NIPPLE REGIONS

The owner*, Jackel International Limited, of 100 percent interest in the instant application hereby disclaims, except as provided below, the terminal part of the statutory term of any patent granted on the instant application which would extend beyond the expiration date of the full statutory term of **prior patent** No. 8,910,810 as the term of said **prior patent** is presently shortened by any terminal disclaimer. The owner hereby agrees that any patent so granted on the instant application shall be enforceable only for and during such period that it and the **prior patent** are commonly owned. This agreement runs with any patent granted on the instant application and is binding upon the grantee, its successors or assigns.

In making the above disclaimer, the owner does not disclaim the terminal part of the term of any patent granted on the instant application that would extend to the expiration date of the full statutory term of the **prior patent**, "as the term of said **prior patent** is presently shortened by any terminal disclaimer," in the event that said **prior patent** later:

expires for failure to pay a maintenance fee;
is held unenforceable;
is found invalid by a court of competent jurisdiction;
is statutorily disclaimed in whole or terminally disclaimed under 37 CFR 1.321;
has all claims canceled by a reexamination certificate;
is reissued; or
is in any manner terminated prior to the expiration of its full statutory term as presently shortened by any terminal disclaimer.

Check either box 1 or 2 below, if appropriate.

1. ☐ For submissions on behalf of a business/organization (e.g., corporation, partnership, university, government agency, etc.), the undersigned is empowered to act on behalf of the business/organization.

I hereby declare that all statements made herein of my own knowledge are true and that all statements made on information and belief are believed to be true; and further that these statements were made with the knowledge that willful false statements and the like so made are punishable by fine or imprisonment, or both, under Section 1001 of Title 18 of the United States Code and that such willful false statements may jeopardize the validity of the application or any patent issued thereon.

2. ☑ The undersigned is an attorney or agent of record. Reg. No. 30,203

/Arne M. Olson/ — Signature
9/18/2015 — Date

Arne M. Olson — Typed or printed name

312-580-1180 — Telephone Number

☑ Terminal disclaimer fee under 37 CFR 1.20(d) included.

WARNING: Information on this form may become public. Credit card information should not be included on this form. Provide credit card information and authorization on PTO-2038.

*Statement under 37 CFR 3.73(b) is required if terminal disclaimer is signed by the assignee (owner).
Form PTO/SB/96 may be used for making this certification. See MPEP § 324.

This collection of information is required by 37 CFR 1.321. The information is required to obtain or retain a benefit by the public which is to file (and by the USPTO to process) an application. Confidentiality is governed by 35 U.S.C. 122 and 37 CFR 1.11 and 1.14. This collection is estimated to take 12 minutes to complete, including gathering, preparing, and submitting the completed application form to the USPTO. Time will vary depending upon the individual case. Any comments on the amount of time you require to complete this form and/or suggestions for reducing this burden, should be sent to the Chief Information Officer, U.S. Patent and Trademark Office, U.S. Department of Commerce, P.O. Box 1450, Alexandria, VA 22313-1450. DO NOT SEND FEES OR COMPLETED FORMS TO THIS ADDRESS. **SEND TO: Commissioner for Patents, P.O. Box 1450, Alexandria, VA 22313-1450.**

If you need assistance in completing the form, call 1-800-PTO-9199 and select option 2.

Privacy Act Statement

The **Privacy Act of 1974 (P.L. 93-579)** requires that you be given certain information in connection with your submission of the attached form related to a patent application or patent. Accordingly, pursuant to the requirements of the Act, please be advised that: (1) the general authority for the collection of this information is 35 U.S.C. 2(b)(2); (2) furnishing of the information solicited is voluntary; and (3) the principal purpose for which the information is used by the U.S. Patent and Trademark Office is to process and/or examine your submission related to a patent application or patent. If you do not furnish the requested information, the U.S. Patent and Trademark Office may not be able to process and/or examine your submission, which may result in termination of proceedings or abandonment of the application or expiration of the patent.

The information provided by you in this form will be subject to the following routine uses:

1. The information on this form will be treated confidentially to the extent allowed under the Freedom of Information Act (5 U.S.C. 552) and the Privacy Act (5 U.S.C 552a). Records from this system of records may be disclosed to the Department of Justice to determine whether disclosure of these records is required by the Freedom of Information Act.
2. A record from this system of records may be disclosed, as a routine use, in the course of presenting evidence to a court, magistrate, or administrative tribunal, including disclosures to opposing counsel in the course of settlement negotiations.
3. A record in this system of records may be disclosed, as a routine use, to a Member of Congress submitting a request involving an individual, to whom the record pertains, when the individual has requested assistance from the Member with respect to the subject matter of the record.
4. A record in this system of records may be disclosed, as a routine use, to a contractor of the Agency having need for the information in order to perform a contract. Recipients of information shall be required to comply with the requirements of the Privacy Act of 1974, as amended, pursuant to 5 U.S.C. 552a(m).
5. A record related to an International Application filed under the Patent Cooperation Treaty in this system of records may be disclosed, as a routine use, to the International Bureau of the World Intellectual Property Organization, pursuant to the Patent Cooperation Treaty.
6. A record in this system of records may be disclosed, as a routine use, to another federal agency for purposes of National Security review (35 U.S.C. 181) and for review pursuant to the Atomic Energy Act (42 U.S.C. 218(c)).
7. A record from this system of records may be disclosed, as a routine use, to the Administrator, General Services, or his/her designee, during an inspection of records conducted by GSA as part of that agency's responsibility to recommend improvements in records management practices and programs, under authority of 44 U.S.C. 2904 and 2906. Such disclosure shall be made in accordance with the GSA regulations governing inspection of records for this purpose, and any other relevant (*i.e.*, GSA or Commerce) directive. Such disclosure shall not be used to make determinations about individuals.
8. A record from this system of records may be disclosed, as a routine use, to the public after either publication of the application pursuant to 35 U.S.C. 122(b) or issuance of a patent pursuant to 35 U.S.C. 151. Further, a record may be disclosed, subject to the limitations of 37 CFR 1.14, as a routine use, to the public if the record was filed in an application which became abandoned or in which the proceedings were terminated and which application is referenced by either a published application, an application open to public inspection or an issued patent.
9. A record from this system of records may be disclosed, as a routine use, to a Federal, State, or local law enforcement agency, if the USPTO becomes aware of a violation or potential violation of law or regulation.

Electronic Patent Application Fee Transmittal

Application Number:	14551783
Filing Date:	24-Nov-2014
Title of Invention:	Baby Bottle With Flexible Nipple Regions
First Named Inventor/Applicant Name:	Arnold Rees
Filer:	Michael Dimitrios Zaronias/Jill Dykstra
Attorney Docket Number:	JM-4.2

Filed as Large Entity

Filing Fees for Utility under 35 USC 111(a)

Description	Fee Code	Quantity	Amount	Sub-Total in USD($)
Basic Filing:				
Pages:				
Claims:				
Miscellaneous-Filing:				
Petition:				
Patent-Appeals-and-Interference:				
Post-Allowance-and-Post-Issuance:				
Extension-of-Time:				

Description	Fee Code	Quantity	Amount	Sub-Total in USD($)
Extension - 1 month with $0 paid	1251	1	200	200
Miscellaneous:				
Statutory or Terminal Disclaimer	1814	1	160	160
		Total in USD ($)		**360**

Electronic Acknowledgement Receipt

EFS ID:	23538773
Application Number:	14551783
International Application Number:	
Confirmation Number:	6509
Title of Invention:	Baby Bottle With Flexible Nipple Regions
First Named Inventor/Applicant Name:	Arnold Rees
Customer Number:	2387
Filer:	Michael Dimitrios Zaronias/Jill Dykstra
Filer Authorized By:	Michael Dimitrios Zaronias
Attorney Docket Number:	JM-4.2
Receipt Date:	18-SEP-2015
Filing Date:	24-NOV-2014
Time Stamp:	15:32:59
Application Type:	Utility under 35 USC 111(a)

Payment information:

Submitted with Payment	yes
Payment Type	Deposit Account
Payment was successfully received in RAM	$360
RAM confirmation Number	2001
Deposit Account	150508
Authorized User	OLSON, ARNE M.
The Director of the USPTO is hereby authorized to charge indicated fees and credit any overpayment as follows:	

File Listing:

Document Number	Document Description	File Name	File Size(Bytes)/ Message Digest	Multi Part /.zip	Pages (if appl.)
1		JM-4-2-ama.pdf	277976 8ffd7e380a3a0bde7fa7540a0d2d7f9dc1519319	yes	11
	Multipart Description/PDF files in .zip description				
	Document Description		**Start**	**End**	
	Amendment Copy Claims/Response to Suggested Claims		1	1	
	Claims		2	10	
	Applicant Arguments/Remarks Made in an Amendment		11	11	
Warnings:					
Information:					
2	Extension of Time	JM-4-2-extoftime.pdf	187182 9776b47d1a7520de2d3869db98a03a2eb8a92799	no	2
Warnings:					
Information:					
3	Terminal Disclaimer Filed	JM-4-2-TerminalDiscl.pdf	374071 0fa4d1759ddb0ca1e94beeb9c445ef1ad7aee624	no	2
Warnings:					
Information:					
4	Fee Worksheet (SB06)	fee-info.pdf	32309 3f2fba4290b694f1aa0aa795b38bb923e5614038	no	2
Warnings:					
Information:					
		Total Files Size (in bytes):	871538		

This Acknowledgement Receipt evidences receipt on the noted date by the USPTO of the indicated documents, characterized by the applicant, and including page counts, where applicable. It serves as evidence of receipt similar to a Post Card, as described in MPEP 503.

New Applications Under 35 U.S.C. 111

If a new application is being filed and the application includes the necessary components for a filing date (see 37 CFR 1.53(b)-(d) and MPEP 506), a Filing Receipt (37 CFR 1.54) will be issued in due course and the date shown on this Acknowledgement Receipt will establish the filing date of the application.

National Stage of an International Application under 35 U.S.C. 371

If a timely submission to enter the national stage of an international application is compliant with the conditions of 35 U.S.C. 371 and other applicable requirements a Form PCT/DO/EO/903 indicating acceptance of the application as a national stage submission under 35 U.S.C. 371 will be issued in addition to the Filing Receipt, in due course.

New International Application Filed with the USPTO as a Receiving Office

If a new international application is being filed and the international application includes the necessary components for an international filing date (see PCT Article 11 and MPEP 1810), a Notification of the International Application Number and of the International Filing Date (Form PCT/RO/105) will be issued in due course, subject to prescriptions concerning national security, and the date shown on this Acknowledgement Receipt will establish the international filing date of the application.

PTO/SB/06 (09-11)
Approved for use through 1/31/2014. OMB 0651-0032
U.S. Patent and Trademark Office; U.S. DEPARTMENT OF COMMERCE
Under the Paperwork Reduction Act of 1995, no persons are required to respond to a collection of information unless it displays a valid OMB control number.

PATENT APPLICATION FEE DETERMINATION RECORD Substitute for Form PTO-875	Application or Docket Number 14/551,783	Filing Date 11/24/2014	☐ To be Mailed

ENTITY: ☒ LARGE ☐ SMALL ☐ MICRO

APPLICATION AS FILED – PART I

	(Column 1)	(Column 2)		
FOR	NUMBER FILED	NUMBER EXTRA	RATE ($)	FEE ($)
☐ BASIC FEE (37 CFR 1.16(a), (b), or (c))	N/A	N/A	N/A	
☐ SEARCH FEE (37 CFR 1.16(k), (i), or (m))	N/A	N/A	N/A	
☐ EXAMINATION FEE (37 CFR 1.16(o), (p), or (q))	N/A	N/A	N/A	
TOTAL CLAIMS (37 CFR 1.16(i))	minus 20 =	*	X $ =	
INDEPENDENT CLAIMS (37 CFR 1.16(h))	minus 3 =	*	X $ =	
☐ APPLICATION SIZE FEE (37 CFR 1.16(s))	If the specification and drawings exceed 100 sheets of paper, the application size fee due is $310 ($155 for small entity) for each additional 50 sheets or fraction thereof. See 35 U.S.C. 41(a)(1)(G) and 37 CFR 1.16(s).			
☐ MULTIPLE DEPENDENT CLAIM PRESENT (37 CFR 1.16(j))				
* If the difference in column 1 is less than zero, enter "0" in column 2.			TOTAL	

APPLICATION AS AMENDED – PART II

AMENDMENT	09/18/2015	(Column 1) CLAIMS REMAINING AFTER AMENDMENT		(Column 2) HIGHEST NUMBER PREVIOUSLY PAID FOR	(Column 3) PRESENT EXTRA	RATE ($)	ADDITIONAL FEE ($)
	Total (37 CFR 1.16(i))	* 17	Minus	** 20	= 0	X $80 =	0
	Independent (37 CFR 1.16(h))	* 3	Minus	***3	= 0	X $420 =	0
	☐ Application Size Fee (37 CFR 1.16(s))						
	☐ FIRST PRESENTATION OF MULTIPLE DEPENDENT CLAIM (37 CFR 1.16(j))						
						TOTAL ADD'L FEE	0

AMENDMENT		(Column 1) CLAIMS REMAINING AFTER AMENDMENT		(Column 2) HIGHEST NUMBER PREVIOUSLY PAID FOR	(Column 3) PRESENT EXTRA	RATE ($)	ADDITIONAL FEE ($)
	Total (37 CFR 1.16(i))	*	Minus	**	=	X $ =	
	Independent (37 CFR 1.16(h))	*	Minus	***	=	X $ =	
	☐ Application Size Fee (37 CFR 1.16(s))						
	☐ FIRST PRESENTATION OF MULTIPLE DEPENDENT CLAIM (37 CFR 1.16(j))						
						TOTAL ADD'L FEE	

* If the entry in column 1 is less than the entry in column 2, write "0" in column 3.
** If the "Highest Number Previously Paid For" IN THIS SPACE is less than 20, enter "20".
*** If the "Highest Number Previously Paid For" IN THIS SPACE is less than 3, enter "3".
The "Highest Number Previously Paid For" (Total or Independent) is the highest number found in the appropriate box in column 1.

LIE
/DORRETTA BROOKS/

This collection of information is required by 37 CFR 1.16. The information is required to obtain or retain a benefit by the public which is to file (and by the USPTO to process) an application. Confidentiality is governed by 35 U.S.C. 122 and 37 CFR 1.14. This collection is estimated to take 12 minutes to complete, including gathering, preparing, and submitting the completed application form to the USPTO. Time will vary depending upon the individual case. Any comments on the amount of time you require to complete this form and/or suggestions for reducing this burden, should be sent to the Chief Information Officer, U.S. Patent and Trademark Office, U.S. Department of Commerce, P.O. Box 1450, Alexandria, VA 22313-1450. DO NOT SEND FEES OR COMPLETED FORMS TO THIS ADDRESS. **SEND TO: Commissioner for Patents, P.O. Box 1450, Alexandria, VA 22313-1450.**
If you need assistance in completing the form, call 1-800-PTO-9199 and select option 2.

UNITED STATES PATENT AND TRADEMARK OFFICE

UNITED STATES DEPARTMENT OF COMMERCE
United States Patent and Trademark Office
Address: COMMISSIONER FOR PATENTS
P.O. Box 1450
Alexandria, Virginia 22313-1450
www.uspto.gov

APPLICATION NO.	FILING DATE	FIRST NAMED INVENTOR	ATTORNEY DOCKET NO.	CONFIRMATION NO.
14/551,783	11/24/2014	Arnold Rees	JM-4.2	6509

2387 7590 05/20/2015

Olson & Cepuritis, LTD.
20 NORTH WACKER DRIVE
36TH FLOOR
CHICAGO, IL 60606

EXAMINER	
COLLADO, CYNTHIA FRANCISCA	

ART UNIT	PAPER NUMBER
3781	

MAIL DATE	DELIVERY MODE
05/20/2015	PAPER

Please find below and/or attached an Office communication concerning this application or proceeding.

The time period for reply, if any, is set in the attached communication.

Nanobebe US Inc., Ex. 1002, Page 532
Nanobebe US Inc. v. Mayborn (UK) Limited et al.

Office Action Summary	Application No. 14/551,783	Applicant(s) REES ET AL.	
	Examiner CYNTHIA COLLADO	Art Unit 3781	AIA (First Inventor to File) Status No

-- The MAILING DATE of this communication appears on the cover sheet with the correspondence address --

Period for Reply

A SHORTENED STATUTORY PERIOD FOR REPLY IS SET TO EXPIRE *3* MONTHS FROM THE MAILING DATE OF THIS COMMUNICATION.

- Extensions of time may be available under the provisions of 37 CFR 1.136(a). In no event, however, may a reply be timely filed after SIX (6) MONTHS from the mailing date of this communication.
- If NO period for reply is specified above, the maximum statutory period will apply and will expire SIX (6) MONTHS from the mailing date of this communication.
- Failure to reply within the set or extended period for reply will, by statute, cause the application to become ABANDONED (35 U.S.C. § 133). Any reply received by the Office later than three months after the mailing date of this communication, even if timely filed, may reduce any earned patent term adjustment. See 37 CFR 1.704(b).

Status

1)☒ Responsive to communication(s) filed on *11/24/2014*.

☐ A declaration(s)/affidavit(s) under **37 CFR 1.130(b)** was/were filed on _____.

2a)☐ This action is **FINAL**. 2b)☒ This action is non-final.

3)☐ An election was made by the applicant in response to a restriction requirement set forth during the interview on _____; the restriction requirement and election have been incorporated into this action.

4)☐ Since this application is in condition for allowance except for formal matters, prosecution as to the merits is closed in accordance with the practice under *Ex parte Quayle*, 1935 C.D. 11, 453 O.G. 213.

Disposition of Claims*

5)☒ Claim(s) *1-17* is/are pending in the application.

5a) Of the above claim(s) _____ is/are withdrawn from consideration.

6)☐ Claim(s) _____ is/are allowed.

7)☒ Claim(s) *1-17* is/are rejected.

8)☐ Claim(s) _____ is/are objected to.

9)☐ Claim(s) _____ are subject to restriction and/or election requirement.

* If any claims have been determined allowable, you may be eligible to benefit from the **Patent Prosecution Highway** program at a participating intellectual property office for the corresponding application. For more information, please see http://www.uspto.gov/patents/init_events/pph/index.jsp or send an inquiry to PPHfeedback@uspto.gov.

Application Papers

10)☐ The specification is objected to by the Examiner.

11)☒ The drawing(s) filed on *11/24/2014* is/are: a)☒ accepted or b)☐ objected to by the Examiner.

Applicant may not request that any objection to the drawing(s) be held in abeyance. See 37 CFR 1.85(a).

Replacement drawing sheet(s) including the correction is required if the drawing(s) is objected to. See 37 CFR 1.121(d).

Priority under 35 U.S.C. § 119

12)☐ Acknowledgment is made of a claim for foreign priority under 35 U.S.C. § 119(a)-(d) or (f).

Certified copies:

a)☐ All b)☐ Some** c)☐ None of the:

1.☐ Certified copies of the priority documents have been received.

2.☐ Certified copies of the priority documents have been received in Application No. _____.

3.☐ Copies of the certified copies of the priority documents have been received in this National Stage application from the International Bureau (PCT Rule 17.2(a)).

** See the attached detailed Office action for a list of the certified copies not received.

Attachment(s)

1) ☒ Notice of References Cited (PTO-892)

2) ☒ Information Disclosure Statement(s) (PTO/SB/08a and/or PTO/SB/08b) Paper No(s)/Mail Date *1/23/2015*.

3) ☐ Interview Summary (PTO-413) Paper No(s)/Mail Date. _____ .

4) ☐ Other: _____.

Nanobebe US Inc., Ex. 1002, Page 533
Nanobebe US Inc. v. Mayborn (UK) Limited et al.

The present application is being examined under the pre-AIA first to invent provisions.

DETAILED ACTION

Double Patenting

The nonstatutory double patenting rejection is based on a judicially created doctrine grounded in public policy (a policy reflected in the statute) so as to prevent the unjustified or improper timewise extension of the "right to exclude" granted by a patent and to prevent possible harassment by multiple assignees. A nonstatutory double patenting rejection is appropriate where the claims at issue are not identical, but at least one examined application claim is not patentably distinct from the reference claim(s) because the examined application claim is either anticipated by, or would have been obvious over, the reference claim(s). See, e.g., *In re Berg*, 140 F.3d 1428, 46 USPQ2d 1226 (Fed. Cir. 1998); *In re Goodman*, 11 F.3d 1046, 29 USPQ2d 2010 (Fed. Cir. 1993); *In re Longi*, 759 F.2d 887, 225 USPQ 645 (Fed. Cir. 1985); *In re Van Ornum*, 686 F.2d 937, 214 USPQ 761 (CCPA 1982); *In re Vogel*, 422 F.2d 438, 164 USPQ 619 (CCPA 1970); and *In re Thorington*, 418 F.2d 528, 163 USPQ 644 (CCPA 1969).

A timely filed terminal disclaimer in compliance with 37 CFR 1.321(c) or 1.321(d) may be used to overcome an actual or provisional rejection based on a nonstatutory double patenting ground provided the reference application or patent either is shown to be commonly owned with this application, or claims an invention made as a result of

activities undertaken within the scope of a joint research agreement. A terminal disclaimer must be signed in compliance with 37 CFR 1.321(b).

The USPTO internet Web site contains terminal disclaimer forms which may be used. Please visit http://www.uspto.gov/forms/. The filing date of the application will determine what form should be used. A web-based eTerminal Disclaimer may be filled out completely online using web-screens. An eTerminal Disclaimer that meets all requirements is auto-processed and approved immediately upon submission. For more information about eTerminal Disclaimers, refer to http://www.uspto.gov/patents/process/file/efs/guidance/eTD-info-I.jsp.

Claims 1-17 are rejected on the ground of nonstatutory double patenting as being unpatentable over claims 1-56 of U.S. Patent No. 8, 910,810. Although the claims at issue are not identical, they are not patentably distinct from each other because U.S. Patent No. 8, 910,810 discloses the following: *a feeding bottle comprising: a nipple having: a teat portion having a variable wall thickness including an aperture, a base portion having a wall thickness in a domed configuration, an areola portion between the teat portion and the base portion, a flange connected to the base portion, a vent passage extending through the base portion, the vent passage having an air valve below a top edge of a collar, and the flange being arranged to seal with a vessel; the vessel having: an open top with a first diameter, a body with a second diameter, the body being connected with the open top, and the first diameter of the open top being less than the second diameter of the body; the collar having: an internally threaded cylindrical portion, a downwardly domed peripheral portion surrounding and extending*

from the cylindrical portion, and the nipple being secured to the vessel with the flange of the nipple being captured between the collar and the open top of the vessel.

Claim Rejections - 35 USC § 103

The following is a quotation of 35 U.S.C. 103(a) which forms the basis for all obviousness rejections set forth in this Office action:

> (a) A patent may not be obtained though the invention is not identically disclosed or described as set forth in section 102 of this title, if the differences between the subject matter sought to be patented and the prior art are such that the subject matter as a whole would have been obvious at the time the invention was made to a person having ordinary skill in the art to which said subject matter pertains. Patentability shall not be negatived by the manner in which the invention was made.

The factual inquiries set forth in *Graham* v. *John Deere Co.*, 383 U.S. 1, 148 USPQ 459 (1966), that are applied for establishing a background for determining obviousness under 35 U.S.C. 103(a) are summarized as follows:

1. Determining the scope and contents of the prior art.
2. Ascertaining the differences between the prior art and the claims at issue.
3. Resolving the level of ordinary skill in the pertinent art.
4. Considering objective evidence present in the application indicating obviousness or nonobviousness.

Claims 1-17 are rejected under 35 U.S.C. 103(a) as being unpatentable over Morano (US Patent No.6, 959, 827) in view of Uehara (US 2003/0089676).

[Claim 1] Morano discloses a nipple (see fig below) having a teat and an aereola portion (see teat above areola in fig below), a base portion having a wall thickness in a domed configuration,

a flange having a downwardly depending cylindrical portion and connected to the base portion(see fig below),

the vessel having: an open top with a first diameter(see fig below), a body with a second diameter(see fig below), the body being connected with the open top(see fig below), and the first diameter of the open top being less than the second diameter of the body(see fig below); the collar having: an internally threaded cylindrical portion, a downwardly domed peripheral portion surrounding and extending from the cylindrical portion(see fig below), and the nipple being secured to the vessel with the flange of the nipple being captured between the collar and the open top of the vessel and the flange being arranged to seal with a vessel(see fig below)

Morano fails to show

a teat portion having a variable wall thickness including an aperture, a vent passage extending through the base portion, the vent passage having an air valve below a top edge of a collar.

The reference to Uehara discloses an elastic teat portion having a variable wall thickness (see fig below) including an aperture (see fluid opening),

a slit air valve connected to the base portion wherein the slit valve extends generally transverse to the base portion and opens under negative pressure within the feeding bottle(see fig below,[0224]),

a vent passage extending through the base portion, the vent passage having an air valve below a top edge of a collar(see fig below,[0224]).

Based on the teaching of Uehara it would have been obvious to one having ordinary skill in the art at the time the invention was made to a teat portion having a variable wall thickness (see fig below) including an aperture(see fluid opening),

a vent passage extending through the base portion, the vent passage having an air valve below a top edge of a collar(see fig below,[0224]) to allow the nipple to behave in the same manner as the nipple of the mother.

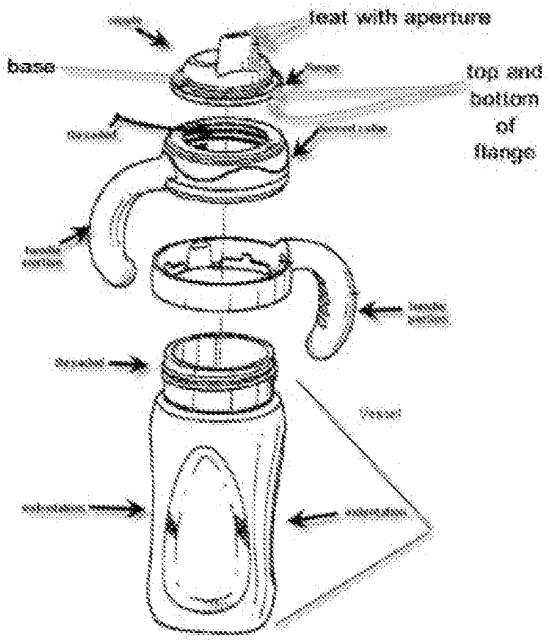
neat with aperture
base
top and bottom of flange

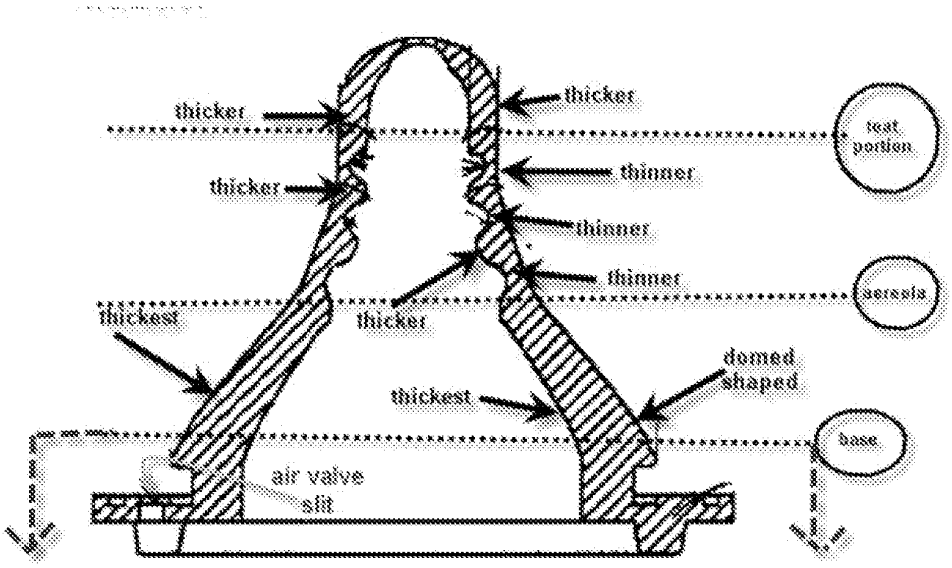
thicker
thicker
thicker
thinner
thinner
thinner
thickest
thicker
thickest
domed shaped
neat portion
shoulder
base
air valve slit

[Claim 2] Morano in view of Uehara discloses wherein the vessel has two indentations (see **Morano** in the fig above).

[Claim 3] Morano in view of Uehara discloses wherein the flange forms an elastomer sealing ring sealing against the top of the vessel (see Uehara in fig above also [0072]).

[Claim 4] Morano in view of Uehara discloses wherein the open top of the vessel comprises a vessel neck (see **Morano**, in the fig above).

[Claim 5] Morano in view of Uehara discloses wherein the open top of the vessel comprises an outwardly threaded vessel neck (see **Morano**, in the fig above).

[Claim 6] Morano in view of Uehara discloses wherein the internally threaded cylindrical portion of the collar is sized to mate with the open top of the vessel (see **Morano**, in the fig above).

[Claim 7] Morano in view of Uehara discloses wherein the collar comprises polypropylene (see Morano, col 3, lines 27-30).

[Claim 8] Morano in view of Uehara discloses wherein the air valve is a one-way air-inlet valve (see **Uehara**, [0137]).

[Claim 9] Morano discloses a nipple having a teat portion including an aperture (see fig above),

a base portion having a domed configuration(see domed shaped base), a flange having a downwardly depending cylindrical portion and connected to the base portion (see flange wall where it goes from the top to the bottom section), and the flange being arranged to seal with a vessel(see fig above);

the vessel having an open top with a first diameter(see fig above), a body with a second diameter(see fig above), the body being connected with the open top(see fig above), and the first diameter of the open top being less than the second diameter of the body(see diameter of the open top to be smaller than the widest part of the body in the fig above); the collar having an internally threaded cylindrical portion(see fig above), a downwardly domed peripheral portion surrounding and extending from the cylindrical portion(see fig above), the domed peripheral portion having a horizontal outward annular flange at its base(see fig above), and the nipple being secured to the vessel with the flange of the nipple being captured between the collar and the open top of the vessel(see fig above).

Morano fails to show a vent passage extending through the base portion, the vent passage having an air valve below a top edge of a collar.

Uehara discloses a vent passage extending through the base portion, the vent passage having an air valve below a top edge of a collar to adjust the imbalance of the pressure when there occurs an imbalance of the pressure (see fig below [0138]).

Based on the teaching of Uehara it would have been obvious to one having ordinary skill in the art at the time the invention was made to have a vent passage having an air valve below a top edge of a collar to adjust the imbalance of the pressure when there occurs an imbalance of the pressure (see fig below, [0138]).

[Claim 10] Morano in view of Uehara discloses wherein the horizontal outward annular flange is thicker than the domed peripheral portion (see Uehara fig above).

[Claim 11] Morano in view of Uehara discloses wherein the diameter of the horizontal outward annular flange is less than the diameter of the vessel body (see Morano fig above where the flange fits inside of the vessel body).

[Claim 11] Morano in view of Uehara discloses wherein the domed peripheral portion terminates at a central circular orifice corresponding with the open top of the vessel (see Uehara fig above where the dome section ends at a central circular office).

[Claim 9] Morano discloses a nipple having: a teat portion having a groove around its inner cylindrical vertical surface and a flow valve, a base portion having a domed configuration(see fig above), an areola portion between the teat portion and the base portion(see fig above), a flange having a downwardly depending cylindrical portion and connected to the base portion(see fig above), the vessel having: an open top with a first

diameter, a body with a second diameter, the body being connected with the open top, and the first diameter of the open top being less than the second diameter of the body(see fig above);

the collar having: an internally threaded cylindrical portion(see fig above), a downwardly domed peripheral portion extending from the cylindrical portion, and the nipple being secured to the vessel with the flange of the nipple being captured between the collar and the open top of the vessel(see fig above). Morano fails to show a vent passage extending through the base portion, the vent passage having an air valve below a top edge of a collar.

Uehara discloses a vent passage extending through the base portion, the vent passage having an air valve below a top edge of a collar to adjust the imbalance of the pressure when there occurs an imbalance of the pressure (see fig below [0138]).

Based on the teaching of Uehara it would have been obvious to one having ordinary skill in the art at the time the invention was made to have a vent passage having an air valve below a top edge of a collar to adjust the imbalance of the pressure when there occurs an imbalance of the pressure (see fig below, [0138]).

[Claim 14] Morano in view of Uehara discloses a teat having a texture.
Morano in view of Uehara do not disclose an outer surface of the teat portion has a first texture and an outer surface of the areola portion has a second texture. At the time the invention was made, it would have been an obvious matter of design choice to a person of ordinary skill in the art to have a first texture on an outer surface of the teat portion

and a outer surface of the areola portion have a second texture of the combination of claim 13 because Applicant has not disclosed that having a first texture on an outer surface of the teat portion and an outer surface of the areola portion have a second texture provides an advantage, is used for a particular purpose, or solves a stated problem. One of ordinary skill in the art, furthermore, would have expected the teat in the combination above, and applicant's invention, to perform equally well with either the outer surface texture taught by the combination above or the claimed 14 text outer surface texture because both teats would perform the same function of allowing the nipple to behave in the same manner as the nipple of the mother

Therefore, it would have been prima facie obvious to modify the combination above to obtain the invention as specified in claim 14 because such a modification would have been considered a mere design consideration which fails to patentably distinguish over the prior art of the combination above.

[Claim 15] Morano in view of Uehara discloses wherein an inner surface of the areola portion has at least one groove extending circumferentially (see Uehara fig above).

[Claim 16] Morano in view of Uehara discloses wherein the teat walls decrease in thickness from the base portion through to the teat portion (see Uehara fig above).

[Claim 17] Morano in view of Uehara discloses wherein the air valve is located below a top edge of the collar (see Uehara fig above).

Conclusion

Any inquiry concerning this communication or earlier communications from the examiner should be directed to CYNTHIA COLLADO whose telephone number is (571)272-8315. The examiner can normally be reached on mon-fri 8-5.

If attempts to reach the examiner by telephone are unsuccessful, the examiner's supervisor, Fenn Mathew can be reached on (571)2724978. The fax phone number for the organization where this application or proceeding is assigned is 571-273-8300.

Information regarding the status of an application may be obtained from the Patent Application Information Retrieval (PAIR) system. Status information for published applications may be obtained from either Private PAIR or Public PAIR. Status information for unpublished applications is available through Private PAIR only. For more information about the PAIR system, see http://pair-direct.uspto.gov. Should you have questions on access to the Private PAIR system, contact the Electronic Business Center (EBC) at 866-217-9197 (toll-free). If you would like assistance from a USPTO Customer Service Representative or access to the automated information system, call 800-786-9199 (IN USA OR CANADA) or 571-272-1000.

CFC
/CYNTHIA COLLADO/
Examiner, Art Unit 3781

/FENN MATHEW/
Supervisory Patent Examiner, Art Unit 3781

Notice of References Cited	Application/Control No. 14/551,783	Applicant(s)/Patent Under Reexamination REES ET AL.	
	Examiner CYNTHIA COLLADO	Art Unit 3781	Page 1 of 1

U.S. PATENT DOCUMENTS

*		Document Number Country Code-Number-Kind Code	Date MM-YYYY	Name	Classification
*	A	US-6,959,827	11-2005	Morano et al.	215/396
*	B	US-2003/0089676	05-2003	Uehara et al.	215/11.1
	C	US-			
	D	US-			
	E	US-			
	F	US-			
	G	US-			
	H	US-			
	I	US-			
	J	US-			
	K	US-			
	L	US-			
	M	US-			

FOREIGN PATENT DOCUMENTS

*		Document Number Country Code-Number-Kind Code	Date MM-YYYY	Country	Name	Classification
	N					
	O					
	P					
	Q					
	R					
	S					
	T					

NON-PATENT DOCUMENTS

*		Include as applicable: Author, Title Date, Publisher, Edition or Volume, Pertinent Pages)
	U	
	V	
	W	
	X	

*A copy of this reference is not being furnished with this Office action. (See MPEP § 707.05(a).)
Dates in MM-YYYY format are publication dates. Classifications may be US or foreign.

Nanobebe US Inc., Ex. 1002, Page 547
Nanobebe US Inc. v. Mayborn (UK) Limited et al.

Index of Claims	Application/Control No.	Applicant(s)/Patent Under Reexamination
	14551783	REES ET AL.
	Examiner	**Art Unit**
	CYNTHIA COLLADO	3781

✓	Rejected	-	Cancelled	N	Non-Elected	A	Appeal
=	Allowed	÷	Restricted	I	Interference	O	Objected

☐ Claims renumbered in the same order as presented by applicant ☐ CPA ☐ T.D. ☐ R.1.47

CLAIM		DATE								
Final	Original	05/03/2015								
	1	✓								
	2	✓								
	3	✓								
	4	✓								
	5	✓								
	6	✓								
	7	✓								
	8	✓								
	9	✓								
	10	✓								
	11	✓								
	12	✓								
	13	✓								
	14	✓								
	15	✓								
	16	✓								
	17	✓								

Nanobebe US Inc., Ex. 1002, Page 548
Nanobebe US Inc. v. Mayborn (UK) Limited et al.

Search Notes	Application/Control No.	Applicant(s)/Patent Under Reexamination
	14551783	REES ET AL.
	Examiner	Art Unit
	CYNTHIA COLLADO	3781

CPC- SEARCHED		
Symbol	Date	Examiner
A 61J 9/04 A 61J 11/02 A 61J 11/045, A 61J 11/04, A 61J 9/00	4/28/2015	CFC

CPC COMBINATION SETS - SEARCHED		
Symbol	Date	Examiner

US CLASSIFICATION SEARCHED			
Class	Subclass	Date	Examiner
215	11.5,11.1,396,398,11.6,276,11.4	4/28/2015	CFC

SEARCH NOTES		
Search Notes	Date	Examiner
Discussed application with SPE Fenn MAthew	4/28/2015	CFC

INTERFERENCE SEARCH			
US Class/ CPC Symbol	US Subclass / CPC Group	Date	Examiner

Nanobebe US Inc., Ex. 1002, Page 549
Nanobebe US Inc. v. Mayborn (UK) Limited et al.

Receipt date: 01/23/2015

PTO/SB/08a (06-09)
Approved for use through 07/31/2009. OMB 0651-0031
U.S. Patent and Trademark Office; U.S. DEPARTMENT OF COMMERCE
Under the Paperwork Reduction Act of 1995, no persons are required to respond to a collection of information unless it contains a valid OMB control number.

Substitute for form 1449/PTO

INFORMATION DISCLOSURE STATEMENT BY APPLICANT

(Use as many sheets as necessary)

Sheet 1 of 9

Complete if Known	
Application Number	14/551,783
Filing Date	November 24, 2014
First Named Inventor	Rees, et al.
Art Unit	3643
Examiner Name	N/A
Attorney Docket Number	JM-4.2

U. S. PATENT DOCUMENTS

Examiner Initials*	Cite No.[1]	Document Number: Number-Kind Code[2] (if known)	Publication Date MM-DD-YYYY	Name of Patentee or Applicant of Cited Document	Pages, Columns, Lines, Where Relevant Passages or Relevant Figures Appear
/C.C./	1.	US- D384748S	10/07/1997	Dunn	
	2.	US- D404138S	01/12/1999	Meyers et al.	
	3.	US- D405530S	02/09/1999	Manganiello et al.	
	4.	US- D412582S	08/03/1999	Morano	
	5.	US- D421306S	02/29/2000	Meyers et al.	
	6.	US- D425994	05/30/2000	Hakim	
	7.	US- D441870S	05/08/2001	Randolph	
	8.	US- D444239S	06/26/2001	Jex Co., Ltd.	
	9.	US- D454642	03/19/2002	Hakim	
	10.	US- D459815S	07/02/2002	Pastucha	
	11.	US- D463567S	09/24/2002	Morano	
	12.	US- D464434S	10/15/2002	Morano	
	13.	US- D465028S	10/29/2002	Renz	
	14.	US- D479606S	09/09/2003	Randolph	
	15.	US- D486579S	02/10/2004	Dunn	
	16.	US- D488560S	04/13/2004	Renz et al.	
	17.	US- D498849S	11/23/2004	Randolph et al.	
	18.	US- D504723S	05/03/2005	Randolph et al.	
/C.C./	19.	US- D504724S	05/03/2005	Randolph et al.	

FOREIGN PATENT DOCUMENTS

Examiner Initials*	Cite No.[1]	Foreign Patent Document: Country Code[3] Number[4] Kind Code[5] (if known)	Publication Date MM-DD-YYYY	Name of Patentee or Applicant of Cited Document	Pages, Columns, Lines, Where Relevant Passages Or Relevant Figures Appear	T[6]
/C.C./	20.	EP 0845971 (WO 97/05853)	10/24/2001	Brown, C., et al.		
/C.C./	21.	EP 1297814A	04/02/2003	Tulett		
/C.C./	22.	EP 0151862 A1	08/21/1985	Avent Medical Ltd.		
/C.C./	23.	EP 1310230 A2	05/14/2003	Pigeon Corp.		
/C.C./	24.	GB 2402347A	12/08/2004	Rohrig		
/C.C./	25.	GB 2412114 A	09/21/2005	Samson, Z.		

Examiner Signature	/Cynthia Collado/ (05/03/2015)	Date Considered	05/03/2015

*EXAMINER: Initial if reference considered, whether or not citation is in conformance with MPEP 609. Draw line through citation if not in conformance and not considered. Include copy of this form with next communication to applicant. [1] Applicant's unique citation designation number (optional). [2] See Kinds Codes of USPTO Patent Documents at www.uspto.gov or MPEP 901.04. [3] Enter Office that issued the document, by the two-letter code (WIPO Standard ST.3). [4] For Japanese patent documents, the indication of the year of the reign of the Emperor must precede the serial number of the patent document. [5] Kind of document by the appropriate symbols as indicated on the document under WIPO Standard ST.16 if possible. [6] Applicant is to place a check mark here if English language Translation is attached.

This collection of information is required by 37 CFR 1.97 and 1.98. The information is required to obtain or retain a benefit by the public which is to file (and by the USPTO to process) an application. Confidentiality is governed by 35 U.S.C. 122 and 37 CFR 1.14. This collection is estimated to take 2 hours to complete, including gathering, preparing, and submitting the completed application form to the USPTO. Time will vary depending upon the individual case. Any comments on the amount of time you require to complete this form and/or suggestions for reducing this burden, should be sent to the Chief Information Officer, U.S. Patent and Trademark Office, P.O. Box 1450, Alexandria, VA 22313-1450. DO NOT SEND FEES OR COMPLETED FORMS TO THIS ADDRESS. **SEND TO: Commissioner for Patents, P.O. Box 1450, Alexandria, VA 22313-1450.**

If you need assistance in completing the form, call 1-800-PTO-9199 (1-800-786-9199) and select option 2.

ALL REFERENCES CONSIDERED EXCEPT WHERE LINED THROUGH. /C.C./

Receipt date: 01/23/2015

PTO/SB/08a (06-09)
Approved for use through 07/31/2009. OMB 0651-0031
U.S. Patent and Trademark Office; U.S. DEPARTMENT OF COMMERCE
Under the Paperwork Reduction Act of 1995, no persons are required to respond to a collection of information unless it contains a valid OMB control number.

Substitute for form 1449/PTO

INFORMATION DISCLOSURE STATEMENT BY APPLICANT

(Use as many sheets as necessary)

Sheet 2 of 9

Complete if Known	
Application Number	14/551,783
Filing Date	November 24, 2014
First Named Inventor	Rees, et al.
Art Unit	3643
Examiner Name	n/a
Attorney Docket Number	JM-4.2

U. S. PATENT DOCUMENTS

Examiner Initials*	Cite No.[1]	Document Number Number-Kind Code[2] (if known)	Publication Date MM-DD-YYYY	Name of Patentee or Applicant of Cited Document	Pages, Columns, Lines, Where Relevant Passages or Relevant Figures Appear
/C.C./	26.	US- D504725S	05/03/2005	Randolph et al.	
	27.	US- D520142S	05/02/2006	Mallet	
	28.	US- D539910	04/03/2007	Ordonez	
	29.	US- D547874	07/31/2007	Horie et al.	
	30.	US- 2002/0030029A	03/14/2002	Hakim	
	31.	US- 2002/0063103A	05/30/2002	Kiernan	
	32.	US- 2003/0032984A	02/13/2003	Hakim	
	33.	US- 2003/0106872A	06/12/2003	Lin	
	34.	US- 2003/093120A1	05/15/2003	Renz	
	35.	US- 2004/0026351A	02/12/2004	Dunn et al.	
	36.	US- 2004/0124168	07/01/2004	Silver	
	37.	US- 2004/0188373A	09/30/2004	Lewis et al.	
	38.	US- 2004/0226906A	11/18/2004	Peterson	
	39.	US- 2004/0256345A	12/23/2004	Lundquist	
	40.	US- 2005/0035078A	02/17/2005	Lieberman et al.	
	41.	US- 2005/0056611A	03/17/2005	Hakim	
	42.	US- 2005/0184022A	08/25/2005	Dunn et al.	
	43.	US- 2005/0224444A	10/13/2005	Akihiro	
/C.C./	44.	US- 2005/0247658A	11/10/2005	Renz	

FOREIGN PATENT DOCUMENTS

Examiner Initials*	Cite No.[1]	Foreign Patent Document Country Code[3]- Number[4]- Kind Code[5] (if known)	Publication Date MM-DD-YYYY	Name of Patentee or Applicant of Cited Document	Pages, Columns, Lines, Where Relevant Passages Or Relevant Figures Appear	T[6]
/C.C./	45.	GB 2167735 A	06/04/1986	Tan, K.		
	46.	GB 2351729 A	01/10/2001	Ho, S.		
	47.	GB 2250017 A	05/27/1992	Fereidoun, S.		
	48.	GB 2139903 A	11/21/1984	Suh, B.		
	49.	GB 0004210 A	06/13/1912	Jackel International Ltd.		
/C.C./	50.	GB 2154451 A1	09/11/1985	Avent Medical Ltd.		

Examiner Signature	/Cynthia Collado/ (05/03/2015)	Date Considered	05/03/2015

*EXAMINER: Initial if reference considered, whether or not citation is in conformance with MPEP 609. Draw line through citation if not in conformance and not considered. Include copy of this form with next communication to applicant. [1] Applicant's unique citation designation number (optional). [2] See Kinds Codes of USPTO Patent Documents at www.uspto.gov or MPEP 901.04. [3] Enter Office that issued the document, by the two-letter code (WIPO Standard ST.3). [4] For Japanese patent documents, the indication of the year of the reign of the Emperor must precede the serial number of the patent document. [5] Kind of document by the appropriate symbols as indicated on the document under WIPO Standard ST.16 if possible. [6] Applicant is to place a check mark here if English language Translation is attached.

This collection of information is required by 37 CFR 1.97 and 1.98. The information is required to obtain or retain a benefit by the public which is to file (and by the USPTO to process) an application. Confidentiality is governed by 35 U.S.C. 122 and 37 CFR 1.14. This collection is estimated to take 2 hours to complete, including gathering, preparing, and submitting the completed application form to the USPTO. Time will vary depending upon the individual case. Any comments on the amount of time you require to complete this form and/or suggestions for reducing this burden, should be sent to the Chief Information Officer, U.S. Patent and Trademark Office, P.O. Box 1450, Alexandria, VA 22313-1450. DO NOT SEND FEES OR COMPLETED FORMS TO THIS ADDRESS. **SEND TO: Commissioner for Patents, P.O. Box 1450, Alexandria, VA 22313-1450.**

If you need assistance in completing the form, call 1-800-PTO-9199 (1-800-786-9199) and select option 2.

ALL REFERENCES CONSIDERED EXCEPT WHERE LINED THROUGH. /C.C./

PTO/SB/08a (06-09)
Approved for use through 07/31/2009. OMB 0651-0031
U.S. Patent and Trademark Office; U.S. DEPARTMENT OF COMMERCE
Under the Paperwork Reduction Act of 1995, no persons are required to respond to a collection of information unless it contains a valid OMB control number.

Substitute for form 1449/PTO

INFORMATION DISCLOSURE STATEMENT BY APPLICANT

(Use as many sheets as necessary)

Sheet 3 of 9

Complete if Known	
Application Number	14/551,783
Filing Date	November 24, 2014
First Named Inventor	Rees, et al.
Art Unit	3643
Examiner Name	n/a
Attorney Docket Number	JM-4.2

U. S. PATENT DOCUMENTS

Examiner Initials*	Cite No.[1]	Document Number Number-Kind Code[2] (if known)	Publication Date MM-DD-YYYY	Name of Patentee or Applicant of Cited Document	Pages, Columns, Lines, Where Relevant Passages or Relevant Figures Appear
/C.C./	51.	US- 2005/0252875A	11/17/2005	Sheu et al.	
	52.	US- 2005/0258123	11/24/2005	Silver	
	53.	US- 2005/0277987A	12/15/2005	Randolph et al.	
	54.	US- 2005/0288712A	12/29/2005	Hakim	
	55.	US- 2006/0011571	01/19/2006	Silver	
	56.	US- 2007/0021782	01/25/2007	Inoue et al.	
	57.	US- 2007/0045214A	03/01/2007	Jennings	
	58.	US- 2007/0095778	05/03/2007	Catton	
	59.	US- 2007/0102388	05/10/2007	Lewis et al.	
	60.	US- 2007/0131637	06/14/2007	Tamura et al.	
	61.	US- 2007/0138121	06/21/2007	Str bling et al.	
	62.	US- 2007/0138709	06/21/2007	Sabree et a.	
	63.	US- 2007/0163983	07/19/2007	Hsu	
	64.	US- 2007/0221604	09/27/2007	Hakim	
	65.	US- 2007/0272645	11/29/2007	Ito et al.	
	66.	US- 2007/0283666	12/31/2007	Py et al.	
	67.	US- 2008/0128379	06/05/2008	Hen	
	68.	US- 2008/0210655	09/04/2008	Rees et al.	
/C.C./	69.	US- 2008/0314776	12/25/2008	Cooke	

FOREIGN PATENT DOCUMENTS

Examiner Initials*	Cite No.[1]	Foreign Patent Document Country Code[3]- Number[4]- Kind Code[5] (if known)	Publication Date MM-DD-YYYY	Name of Patentee or Applicant of Cited Document	Pages, Columns, Lines, Where Relevant Passages Or Relevant Figures Appear	T[6]
/C.C./	70.	DE 19849271 A1	04/27/2000	Willmann, H.		
	71.	DE 20210121 U	10/02/2002	Sheu, M.-T.		
	72.	DE 19716535 A1	11/06/1997	Rummel Heike, et al.		
	73.	JP 05084279A	04/16/1993	Kobayashi		
	74.	JP 02144065A	06/01/1990	Aoki		
/C.C./	75.	JP 2001299877A	10/30/2001	Ishimaru, et al.		

Examiner Signature	/Cynthia Collado/ (05/03/2015)	Date Considered	05/03/2015

*EXAMINER: Initial if reference considered, whether or not citation is in conformance with MPEP 609. Draw line through citation if not in conformance and not considered. Include copy of this form with next communication to applicant. [1] Applicant's unique citation designation number (optional). [2] See Kinds Codes of USPTO Patent Documents at www.uspto.gov or MPEP 901.04. [3] Enter Office that issued the document, by the two-letter code (WIPO Standard ST.3). [4] For Japanese patent documents, the indication of the year of the reign of the Emperor must precede the serial number of the patent document. [5] Kind of document by the appropriate symbols as indicated on the document under WIPO Standard ST.16 if possible. [6] Applicant is to place a check mark here if English language Translation is attached.

This collection of information is required by 37 CFR 1.97 and 1.98. The information is required to obtain or retain a benefit by the public which is to file (and by the USPTO to process) an application. Confidentiality is governed by 35 U.S.C. 122 and 37 CFR 1.14. This collection is estimated to take 2 hours to complete, including gathering, preparing, and submitting the completed application form to the USPTO. Time will vary depending upon the individual case. Any comments on the amount of time you require to complete this form and/or suggestions for reducing this burden, should be sent to the Chief Information Officer, U.S. Patent and Trademark Office, P.O. Box 1450, Alexandria, VA 22313-1450. DO NOT SEND FEES OR COMPLETED FORMS TO THIS ADDRESS. **SEND TO: Commissioner for Patents, P.O. Box 1450, Alexandria, VA 22313-1450.**

If you need assistance in completing the form, call 1-800-PTO-9199 (1-800-786-9199) and select option 2.

ALL REFERENCES CONSIDERED EXCEPT WHERE LINED THROUGH. /C.C./

PTO/SB/08a (06-09)
Approved for use through 07/31/2009. OMB 0651-0031
U.S. Patent and Trademark Office; U.S. DEPARTMENT OF COMMERCE
Under the Paperwork Reduction Act of 1995, no persons are required to respond to a collection of information unless it contains a valid OMB control number.

Substitute for form 1449/PTO

INFORMATION DISCLOSURE STATEMENT BY APPLICANT

(Use as many sheets as necessary)

Sheet 4 of 9

Complete if Known	
Application Number	14/551,783
Filing Date	November 24, 2014
First Named Inventor	Rees, et al.
Art Unit	3643
Examiner Name	n/a
Attorney Docket Number	JM-4.2

U. S. PATENT DOCUMENTS

Examiner Initials*	Cite No.[1]	Document Number Number-Kind Code[2] (if known)	Publication Date MM-DD-YYYY	Name of Patentee or Applicant of Cited Document	Pages, Columns, Lines, Where Relevant Passages or Relevant Figures Appear
/C.C./	76.	US- 2009/0005811	01/01/2009	DuChesne et al.	
	77.	US- 2009/0039046	02/12/2009	Gunter et al.	
	78.	US- 2,517,457A	08/01/1950	Allen, A.	
	79.	US- 2,588,069A	03/04/1952	Allen, A.	
	80.	US- 3,704,803A	12/05/1972	Ponder	
	81.	US- 3,808,35A	04/10/1988	Ware, W.	
	82.	US- 3,946,888A	03/30/1976	Tonkin	
	83.	US- 4,834,099A	05/30/1989	Schrooten	
	84.	US- 4,999,568A	02/19/1991	Morifuji et al.	
	85.	US- 5,101,991A	04/07/1992	Morifuji et al.	
	86.	US- 5,474,028A	12/12/1995	Larson et al.	
	87.	US- 5,544,766A	08/13/1996	Dunn et al.	
	88.	US- 5,673,806A	10/07/1997	Busnel, M.-C.	
	89.	US- 5,678,710A	10/21/1997	Sheu, M.-T.	
	90.	US- 5,784,999	07/28/1998	Larson et al.	
	91.	US- 5,881,893A	03/16/1999	Manganiello	
	92.	US- 6,003,698A	12/21/1999	Playtex Products, Inc.	
	93.	US- 6,032,810B	03/07/2000	Meyers et al.	
/C.C./	94.	US- 6,161,710B	12/19/2000	Dieringer, M.	

FOREIGN PATENT DOCUMENTS

Examiner Initials*	Cite No.[1]	Foreign Patent Document Country Code[3] Number[4] Kind Code[5] (if known)	Publication Date MM-DD-YYYY	Name of Patentee or Applicant of Cited Document	Pages, Columns, Lines, Where Relevant Passages Or Relevant Figures Appear	T[6]
/C.C./	95.	JP 2001009008A	01/16/2001	Ish kawa et al.		
	96.	JP 2000189496A	07/11/2000	Ish kawa et al.		
	97.	JP 2000000288A	01/17/2000	Sato et al.		
	98.	JP 05115535A	05/14/1993	Kobayashi		
	99.	JP 01313056A	12/18/1989	Onuki		
/C.C./	100	JP 2006068360A	03/16/2006	Ito		

Examiner Signature	/Cynthia Collado/ (05/03/2015)	Date Considered	05/03/2015

*EXAMINER: Initial if reference considered, whether or not citation is in conformance with MPEP 609. Draw line through citation if not in conformance and not considered. Include copy of this form with next communication to applicant. [1] Applicant's unique citation designation number (optional). [2] See Kinds Codes of USPTO Patent Documents at www.uspto.gov or MPEP 901.04. [3] Enter Office that issued the document, by the two-letter code (WIPO Standard ST.3). [4] For Japanese patent documents, the indication of the year of the reign of the Emperor must precede the serial number of the patent document. [5] Kind of document by the appropriate symbols as indicated on the document under WIPO Standard ST.16 if possible. [6] Applicant is to place a check mark here if English language Translation is attached.

This collection of information is required by 37 CFR 1.97 and 1.98. The information is required to obtain or retain a benefit by the public which is to file (and by the USPTO to process) an application. Confidentiality is governed by 35 U.S.C. 122 and 37 CFR 1.14. This collection is estimated to take 2 hours to complete, including gathering, preparing, and submitting the completed application form to the USPTO. Time will vary depending upon the individual case. Any comments on the amount of time you require to complete this form and/or suggestions for reducing this burden, should be sent to the Chief Information Officer, U.S. Patent and Trademark Office, P.O. Box 1450, Alexandria, VA 22313-1450. DO NOT SEND FEES OR COMPLETED FORMS TO THIS ADDRESS. **SEND TO: Commissioner for Patents, P.O. Box 1450, Alexandria, VA 22313-1450.**

If you need assistance in completing the form, call 1-800-PTO-9199 (1-800-786-9199) and select option 2.

ALL REFERENCES CONSIDERED EXCEPT WHERE LINED THROUGH. /C.C./

PTO/SB/08a (06-09)
Approved for use through 07/31/2009. OMB 0651-0031
U.S. Patent and Trademark Office; U.S. DEPARTMENT OF COMMERCE
Under the Paperwork Reduction Act of 1995, no persons are required to respond to a collection of information unless it contains a valid OMB control number.

Substitute for form 1449/PTO

INFORMATION DISCLOSURE STATEMENT BY APPLICANT

(Use as many sheets as necessary)

Sheet 5 of 9

Complete if Known	
Application Number	14/551,783
Filing Date	November 24, 2014
First Named Inventor	Rees, et al.
Art Unit	3643
Examiner Name	n/a
Attorney Docket Number	JM-4.2

U. S. PATENT DOCUMENTS

Examiner Initials*	Cite No.[1]	Document Number Number-Kind Code[2] (if known)	Publication Date MM-DD-YYYY	Name of Patentee or Applicant of Cited Document	Pages, Columns, Lines, Where Relevant Passages or Relevant Figures Appear
/C.C./	101	US- 6,241,110B	06/05/2001	Hakim	
	102	US- 6,321,931	11/27/2001	Hakim et al.	
	103	US- 6,357,620	03/19/2002	Hakim	
	104	US- 6,645,228B	11/11/2003	Playtex Products, Inc.	
	105	US- 6,745,912B	06/08/2004	Pigeon Corp.	
	106	US- 6,883,672B	04/26/2005	Dunn et al.	
	107	US- 6,984,688B	01/10/2006	Gu	
	108	US- 6,994,225B	02/07/2006	Hakim	
	109	US- 7,122,045B	10/17/2006	Randolph et al.	
	110	US- 7,150,370B	12/19/2006	Pyun	
	111	US- 7,185,775	03/06/2007	Decal	
	112	US- 7,204,386	04/17/2007	Hakim	
	113	US- 7,210,591	05/01/2007	Goldman et al.	
	114	US- 7,243,814	07/17/2007	Hakim	
	115	US- 7,252,676	08/07/2007	Williams	
	116	US- 7,320,678	01/22/2008	Ruth et al.	
	117	US- 7,395,941	07/08/2008	Hong	
	118	US- 7,481,324	01/27/2009	Almonte	
/C.C./	119	US- 2008/0188894	08/07/2008	Hakim	

FOREIGN PATENT DOCUMENTS

Examiner Initials*	Cite No.[1]	Foreign Patent Document Country Code[3]- Number[4]- Kind Code[5] (if known)	Publication Date MM-DD-YYYY	Name of Patentee or Applicant of Cited Document	Pages, Columns, Lines, Where Relevant Passages Or Relevant Figures Appear	T[6]
/C.C./	120	JP 20066006809A	01/12/2006	Tashiro et al.		
	121	JP 2004129940A	04/30/2004	Uehara et al.		
	122	JP 2003205018A	07/22/2003	Uehara et al.		
	123	JP 2003144529A	05/20/2003	Uehara et al.		
	124	JP 2002306572A	10/22/2003	Konno et al.		
/C.C./	125	JP 2002200144A	07/16/2002	Ishimaru et al.		

Examiner Signature	/Cynthia Collado/ (05/03/2015)	Date Considered	05/03/2015

*EXAMINER: Initial if reference considered, whether or not citation is in conformance with MPEP 609. Draw line through citation if not in conformance and not considered. Include copy of this form with next communication to applicant. [1] Applicant's unique citation designation number (optional). [2] See Kinds Codes of USPTO Patent Documents at www.uspto.gov or MPEP 901.04. [3] Enter Office that issued the document, by the two-letter code (WIPO Standard ST.3). [4] For Japanese patent documents, the indication of the year of the reign of the Emperor must precede the serial number of the patent document. [5] Kind of document by the appropriate symbols as indicated on the document under WIPO Standard ST.16 if possible. [6] Applicant is to place a check mark here if English language Translation is attached.

This collection of information is required by 37 CFR 1.97 and 1.98. The information is required to obtain or retain a benefit by the public which is to file (and by the USPTO to process) an application. Confidentiality is governed by 35 U.S.C. 122 and 37 CFR 1.14. This collection is estimated to take 2 hours to complete, including gathering, preparing, and submitting the completed application form to the USPTO. Time will vary depending upon the individual case. Any comments on the amount of time you require to complete this form and/or suggestions for reducing this burden, should be sent to the Chief Information Officer, U.S. Patent and Trademark Office, P.O. Box 1450, Alexandria, VA 22313-1450. DO NOT SEND FEES OR COMPLETED FORMS TO THIS ADDRESS. **SEND TO: Commissioner for Patents, P.O. Box 1450, Alexandria, VA 22313-1450.**

If you need assistance in completing the form, call 1-800-PTO-9199 (1-800-786-9199) and select option 2.

ALL REFERENCES CONSIDERED EXCEPT WHERE LINED THROUGH. /C.C./

PTO/SB/08a (06-09)
Approved for use through 07/31/2009. OMB 0651-0031
U.S. Patent and Trademark Office; U.S. DEPARTMENT OF COMMERCE
Under the Paperwork Reduction Act of 1995, no persons are required to respond to a collection of information unless it contains a valid OMB control number.

Substitute for form 1449/PTO

INFORMATION DISCLOSURE STATEMENT BY APPLICANT

(Use as many sheets as necessary)

Sheet 6 of 9

Complete if Known	
Application Number	14/551,783
Filing Date	November 24, 2014
First Named Inventor	Rees, et al.
Art Unit	3643
Examiner Name	n/a
Attorney Docket Number	JM-4.2

U. S. PATENT DOCUMENTS

Examiner Initials*	Cite No.[1]	Document Number Number-Kind Code[2] (if known)	Publication Date MM-DD-YYYY	Name of Patentee or Applicant of Cited Document	Pages, Columns, Lines, Where Relevant Passages or Relevant Figures Appear
/C.C./	126	US- 2008/0173654	07/24/2008	Hakim	
	127	US- 2007/0278172	12/06/2007	Hakim	
	128	US- 2007/0221604	09/27/2007	Hakim	
	129	US- 2007/0187419	08/16/2007	Hakim	
	130	US- 2,956,702	10/18/1960	Ransom	
	131	US- 6,981,962	01/03/2006	Lenkersdorf	
	132	US- 6,422,415	07/23/2002	Manganiello	
	133	US- 6,270,519	08/07/2001	Botts	
	134	US- 5,706,973	01/13/1998	Robbins et al.	
	135	US- 2,517,457	08/01/1950	Allen	
	136	US- 7,828,821	11/09/2010	Renz	
	137	US- D444,239	06/26/2001	Kobayashi et al.	
	138	US- 6,959,827	11/01/2005	Morano et al.	
	139	US- 6,745,912	06/08/2004	Uehara et al.	
	140	US- 7,108,676	09/19/2006	Loging	
	141	US- 3,990,596	11/09/1976	Hoffman	
	142	US- D599,028	08/25/2009	Schofield	
	143	US- D620,125	07/20/2010	Rees et al.	
/C.C./	144	US- D626,246	10/26/2010	Rees et al.	

FOREIGN PATENT DOCUMENTS

Examiner Initials*	Cite No.[1]	Foreign Patent Document Country Code[3] Number[4] Kind Code[5] (if known)	Publication Date MM-DD-YYYY	Name of Patentee or Applicant of Cited Document	Pages, Columns, Lines, Where Relevant Passages Or Relevant Figures Appear	T[6]
/C.C./	145	JP 2001299878A	10/30/2001	Ishimaru et al.		
	146	JP 2000135270 A1	05/16/2000	Pigeon Corp.		
	147	JP 2000271193 A	10/03/2000	Jex, Inc.		
	148	JP 2001187117 A	07/10/2001	Jex, Inc.		
	149	JP 2002011076 A	01/15/2002	Pigeon Corp.		
/C.C./	150	WO 2006011573A	02/02/2006	Ito et al.		

Examiner Signature	/Cynthia Collado/ (05/03/2015)	Date Considered	05/03/2015

*EXAMINER: Initial if reference considered, whether or not citation is in conformance with MPEP 609. Draw line through citation if not in conformance and not considered. Include copy of this form with next communication to applicant. [1] Applicant's unique citation designation number (optional). [2] See Kinds Codes of USPTO Patent Documents at www.uspto.gov or MPEP 901.04. [3] Enter Office that issued the document, by the two-letter code (WIPO Standard ST.3). [4] For Japanese patent documents, the indication of the year of the reign of the Emperor must precede the serial number of the patent document. [5] Kind of document by the appropriate symbols as indicated on the document under WIPO Standard ST.16 if possible. [6] Applicant is to place a check mark here if English language Translation is attached.

This collection of information is required by 37 CFR 1.97 and 1.98. The information is required to obtain or retain a benefit by the public which is to file (and by the USPTO to process) an application. Confidentiality is governed by 35 U.S.C. 122 and 37 CFR 1.14. This collection is estimated to take 2 hours to complete, including gathering, preparing, and submitting the completed application form to the USPTO. Time will vary depending upon the individual case. Any comments on the amount of time you require to complete this form and/or suggestions for reducing this burden, should be sent to the Chief Information Officer, U.S. Patent and Trademark Office, P.O. Box 1450, Alexandria, VA 22313-1450. DO NOT SEND FEES OR COMPLETED FORMS TO THIS ADDRESS. **SEND TO: Commissioner for Patents, P.O. Box 1450, Alexandria, VA 22313-1450.**

If you need assistance in completing the form, call 1-800-PTO-9199 (1-800-786-9199) and select option 2.

ALL REFERENCES CONSIDERED EXCEPT WHERE LINED THROUGH. /C.C./

PTO/SB/08a (06-09)
Approved for use through 07/31/2009. OMB 0651-0031
U.S. Patent and Trademark Office; U.S. DEPARTMENT OF COMMERCE
Under the Paperwork Reduction Act of 1995, no persons are required to respond to a collection of information unless it contains a valid OMB control number.

Substitute for form 1449/PTO

INFORMATION DISCLOSURE STATEMENT BY APPLICANT

(Use as many sheets as necessary)

Sheet 7 of 9

Complete if Known	
Application Number	14/551,783
Filing Date	November 24, 2014
First Named Inventor	Rees, et al.
Art Unit	3643
Examiner Name	n/a
Attorney Docket Number	JM-4.2

U. S. PATENT DOCUMENTS

Examiner Initials*	Cite No.[1]	Document Number Number-Kind Code[2] (if known)	Publication Date MM-DD-YYYY	Name of Patentee or Applicant of Cited Document	Pages, Columns, Lines, Where Relevant Passages or Relevant Figures Appear
/C.C./	151	US- 2005/0247719	11/2005	Loging	
/C.C./	152	US- 3,097,757	07-16-1963	H.J. Searer	
/C.C./	153	US- 3,493,139	02-03-1970	Paddoul, et al.	
/C.C./	154	US- 6,032,810	03-07-2000	Myers, et al.	
		US-			
		US-			
		US-			
		US-			
		US-			
		US-			
		US-			
		US-			
		US-			
		US-			
		US-			
		US-			
		US-			
		US-			
		US-			

FOREIGN PATENT DOCUMENTS

Examiner Initials*	Cite No.[1]	Foreign Patent Document Country Code[3] Number[4] Kind Code[5] (if known)	Publication Date MM-DD-YYYY	Name of Patentee or Applicant of Cited Document	Pages, Columns, Lines, Where Relevant Passages Or Relevant Figures Appear	T[6]
/C.C./	152	WO 2005041851A	05/12/2005	Rohrig		
	153	WO 2003092577A	11/13/2003	Dunn et al.		
	154	WO 2004043325A	05/27/2004	Silver		
	155	WO 2004039304A	05/13/2004	Randolph et al.		
	156	WO 9825571A	06/18/1999	Manganiello		
/C.C./	157	WO 00/54726 A	09/21/2000	Prentiss, J.		

Examiner Signature	/Cynthia Collado/ (05/03/2015)	Date Considered	05/03/2015

*EXAMINER: Initial if reference considered, whether or not citation is in conformance with MPEP 609. Draw line through citation if not in conformance and not considered. Include copy of this form with next communication to applicant. [1] Applicant's unique citation designation number (optional). [2] See Kinds Codes of USPTO Patent Documents at www.uspto.gov or MPEP 901.04. [3] Enter Office that issued the document, by the two-letter code (WIPO Standard ST.3). [4] For Japanese patent documents, the indication of the year of the reign of the Emperor must precede the serial number of the patent document. [5] Kind of document by the appropriate symbols as indicated on the document under WIPO Standard ST.16 if possible. [6] Applicant is to place a check mark here if English language Translation is attached.

This collection of information is required by 37 CFR 1.97 and 1.98. The information is required to obtain or retain a benefit by the public which is to file (and by the USPTO to process) an application. Confidentiality is governed by 35 U.S.C. 122 and 37 CFR 1.14. This collection is estimated to take 2 hours to complete, including gathering, preparing, and submitting the completed application form to the USPTO. Time will vary depending upon the individual case. Any comments on the amount of time you require to complete this form and/or suggestions for reducing this burden, should be sent to the Chief Information Officer, U.S. Patent and Trademark Office, P.O. Box 1450, Alexandria, VA 22313-1450. DO NOT SEND FEES OR COMPLETED FORMS TO THIS ADDRESS. **SEND TO: Commissioner for Patents, P.O. Box 1450, Alexandria, VA 22313-1450.**

If you need assistance in completing the form, call 1-800-PTO-9199 (1-800-786-9199) and select option 2.

ALL REFERENCES CONSIDERED EXCEPT WHERE LINED THROUGH. /C.C./

PTO/SB/08a (06-09)
Approved for use through 07/31/2009. OMB 0651-0031
U.S. Patent and Trademark Office; U.S. DEPARTMENT OF COMMERCE
Under the Paperwork Reduction Act of 1995, no persons are required to respond to a collection of information unless it contains a valid OMB control number.

Substitute for form 1449/PTO

INFORMATION DISCLOSURE STATEMENT BY APPLICANT

(Use as many sheets as necessary)

Sheet 8 of 9

Complete if Known	
Application Number	14/551,783
Filing Date	November 24, 2014
First Named Inventor	Rees, et al.
Art Unit	3643
Examiner Name	n/a
Attorney Docket Number	JM-4.2

U. S. PATENT DOCUMENTS

Examiner Initials*	Cite No.[1]	Document Number Number-Kind Code[2] (if known)	Publication Date MM-DD-YYYY	Name of Patentee or Applicant of Cited Document	Pages, Columns, Lines, Where Relevant Passages or Relevant Figures Appear
		US-			
		US-			
		US-			
		US-			
		US-			
		US-			
		US-			
		US-			
		US-			
		US-			
		US-			
		US-			
		US-			
		US-			
		US-			
		US-			
		US-			
		US-			
		US-			
		US-			

FOREIGN PATENT DOCUMENTS

Examiner Initials*	Cite No.[1]	Foreign Patent Document Country Code[3] Number[4] Kind Code[5] (if known)	Publication Date MM-DD-YYYY	Name of Patentee or Applicant of Cited Document	Pages, Columns, Lines, Where Relevant Passages Or Relevant Figures Appear	T[6]
/C.C./	158	WO 2004064578 A1	08/05/2004	Bamed AG		
/C.C./	159	WO 2004065247 A1	08/05/2004	Bamed AG		

Examiner Signature	/Cynthia Collado/ (05/03/2015)	Date Considered	05/03/2015

*EXAMINER: Initial if reference considered, whether or not citation is in conformance with MPEP 609. Draw line through citation if not in conformance and not considered. Include copy of this form with next communication to applicant. [1] Applicant's unique citation designation number (optional). [2] See Kinds Codes of USPTO Patent Documents at www.uspto.gov or MPEP 901.04. [3] Enter Office that issued the document, by the two-letter code (WIPO Standard ST.3). [4] For Japanese patent documents, the indication of the year of the reign of the Emperor must precede the serial number of the patent document. [5] Kind of document by the appropriate symbols as indicated on the document under WIPO Standard ST.16 if possible. [6] Applicant is to place a check mark here if English language Translation is attached.

This collection of information is required by 37 CFR 1.97 and 1.98. The information is required to obtain or retain a benefit by the public which is to file (and by the USPTO to process) an application. Confidentiality is governed by 35 U.S.C. 122 and 37 CFR 1.14. This collection is estimated to take 2 hours to complete, including gathering, preparing, and submitting the completed application form to the USPTO. Time will vary depending upon the individual case. Any comments on the amount of time you require to complete this form and/or suggestions for reducing this burden, should be sent to the Chief Information Officer, U.S. Patent and Trademark Office, P.O. Box 1450, Alexandria, VA 22313-1450. DO NOT SEND FEES OR COMPLETED FORMS TO THIS ADDRESS. **SEND TO: Commissioner for Patents, P.O. Box 1450, Alexandria, VA 22313-1450.**

If you need assistance in completing the form, call 1-800-PTO-9199 (1-800-786-9199) and select option 2.

ALL REFERENCES CONSIDERED EXCEPT WHERE LINED THROUGH. /C.C./

PTO/SB/08b (06-09)
Approved for use through 07/31/2009. OMB 0651-0031
U.S. Patent and Trademark Office; U.S. DEPARTMENT OF COMMERCE
Under the Paperwork Reduction Act of 1995, no persons are required to respond to a collection of informa ion unless it contains a valid OMB control number.

Substitute for form 1449/PTO

INFORMATION DISCLOSURE STATEMENT BY APPLICANT

(Use as many sheets as necessary)

Sheet 9 of 9

Complete if Known	
Application Number	14/551,783
Filing Date	November 24, 2014
First Named Inventor	Rees, et al.
Art Unit	3643
Examiner Name	n/a
Attorney Docket Number	JM-4.2

NON PATENT LITERATURE DOCUMENTS

Examiner Initials*	Cite No.[1]	Include name of the author (in CAPITAL LETTERS), title of the article (when appropriate), title of the item (book, magazine, journal, serial, symposium, catalog, etc.), date, page(s), volume-issue number(s), publisher, city and/or country where published.	T[2]
/C.C./	160	International Search Report for PCT/GB05/00183 mailed 11 August 2005	
/C.C./	161	Search Report for GB0410993.0 mailed 19 May 2005	
/C.C./	162	International Search Report for PCT/GB05/002532 mailed 7 December 2005	
/C.C./	163	Search Report for GB0414560.3 mailed 4 March 2005	
/C.C./	164	Search Report for GB0502599.4 mailed 6 May 2005	

Examiner Signature	/Cynthia Collado/ (05/03/2015)	Date Considered	05/03/2015

*EXAMINER: Initial if reference considered, whether or not citation is in conformance with MPEP 609. Draw line through citation if not in conformance and not considered. Include copy of this form with next communication to applicant.

[1] Applicant's unique citation designation number (optional). [2] Applicant is to place a check mark here if English language Translation is attached.

This collection of information is required by 37 CFR 1.98. The informa ion is required to obtain or retain a benefit by the public which is to file (and by the USPTO to process) an application. Confidentiality is governed by 35 U.S.C. 122 and 37 CFR 1.14. This collection is estimated to take 2 hours to complete, including gathering, preparing, and submitting the completed application form to the USPTO. Time will vary depending upon the individual case. Any comments on the amount of time you require to complete this form and/or suggestions for reducing this burden, should be sent to the Chief Information Officer, U.S. Patent and Trademark Office, P.O. Box 1450, Alexandria, VA 22313-1450. DO NOT SEND FEES OR COMPLETED FORMS TO THIS ADDRESS. **SEND TO: Commissioner for Patents, P.O. Box 1450, Alexandria, VA 22313-1450.**

If you need assistance in completing the form, call 1-800-PTO-9199 (1-800-786-9199) and select option 2.

ALL REFERENCES CONSIDERED EXCEPT WHERE LINED THROUGH. /C.C./

Receipt date: 01/23/2015		
INFORMATION DISCLOSURE STATEMENT BY APPLICANT (Not for submission under 37 CFR 1.99)	Application Number	14551783
	Filing Date	2014-11-24
	First Named Inventor	Arnold Rees et al.
	Art Unit	3643
	Examiner Name	not assigned
	Attorney Docket Number	JM-4.2

CERTIFICATION STATEMENT

Please see 37 CFR 1.97 and 1.98 to make the appropriate selection(s):

☐ That each item of information contained in the information disclosure statement was first cited in any communication from a foreign patent office in a counterpart foreign application not more than three months prior to the filing of the information disclosure statement. See 37 CFR 1.97(e)(1).

OR

☐ That no item of information contained in the information disclosure statement was cited in a communication from a foreign patent office in a counterpart foreign application, and, to the knowledge of the person signing the certification after making reasonable inquiry, no item of information contained in the information disclosure statement was known to any individual designated in 37 CFR 1.56(c) more than three months prior to the filing of the information disclosure statement. See 37 CFR 1.97(e)(2).

☐ See attached certification statement.

☐ The fee set forth in 37 CFR 1.17 (p) has been submitted herewith.

☒ A certification statement is not submitted herewith.

SIGNATURE

A signature of the applicant or representative is required in accordance with CFR 1.33, 10.18. Please see CFR 1.4(d) for the form of the signature.

Signature	/Arne M. Olson/	Date (YYYY-MM-DD)	2015-01-23
Name/Print	Arne M. Olson	Registration Number	30203

This collection of information is required by 37 CFR 1.97 and 1.98. The information is required to obtain or retain a benefit by the public which is to file (and by the USPTO to process) an application. Confidentiality is governed by 35 U.S.C. 122 and 37 CFR 1.14. This collection is estimated to take 1 hour to complete, including gathering, preparing and submitting the completed application form to the USPTO. Time will vary depending upon the individual case. Any comments on the amount of time you require to complete this form and/or suggestions for reducing this burden, should be sent to the Chief Information Officer, U.S. Patent and Trademark Office, U.S. Department of Commerce, P.O. Box 1450, Alexandria, VA 22313-1450. DO NOT SEND FEES OR COMPLETED FORMS TO THIS ADDRESS. **SEND TO: Commissioner for Patents, P.O. Box 1450, Alexandria, VA 22313-1450.**

ALL REFERENCES CONSIDERED EXCEPT WHERE LINED THROUGH. /C.C./

Nanobebe US Inc., Ex. 1002, Page 559
Nanobebe US Inc. v. Mayborn (UK) Limited et al.

EAST Search History

EAST Search History (Prior Art)

Ref #	Hits	Search Query	DBs	Default Operator	Plurals	Time Stamp
L1	1237	A61J9/04.CPC.	US-PGPUB; USPAT; USOCR; FPRS; EPO; JPO; DERWENT; IBM_TDB	OR	OFF	2015/05/03 20:22
S1	2496	(215/11.1,11.5).CCLS.	US-PGPUB; USPAT; USOCR; FPRS; EPO; JPO; DERWENT; IBM_TDB	OR	OFF	2014/08/04 16:40
S2	13	"3097757"	USPAT	OR	OFF	2014/08/04 16:40
S3	2808	(220/714,502,505,524,251,717,703).CCLS.	US-PGPUB; USPAT; USOCR; FPRS; EPO; JPO; DERWENT; IBM_TDB	OR	OFF	2014/08/04 17:10
S4	2	("20080210655").PN.	US-PGPUB; USPAT; USOCR; FPRS; EPO; JPO; DERWENT; IBM_TDB	OR	OFF	2014/08/04 17:14
S5	5	("2008/0210655").URPN.	USPAT	OR	OFF	2014/08/04 17:15
S7	12	"6959827"	USPAT	OR	OFF	2015/04/26 14:01
S8	0	"20030089676"	USPAT	OR	OFF	2015/04/26 14:03
S9	5	"20030089676"	US-PGPUB; USPAT; USOCR; FPRS; EPO; JPO; DERWENT; IBM_TDB	OR	OFF	2015/04/26 14:03
S10	3	"13364557"	US-PGPUB; USPAT; USOCR; FPRS; EPO; JPO; DERWENT; IBM_TDB	OR	OFF	2015/04/26 14:34

Nanobebe US Inc., Ex. 1002, Page 560
Nanobebe US Inc. v. Mayborn (UK) Limited et al.

S11	13	"6959827"	US-PGPUB; USPAT; USOCR; FPRS; EPO; JPO; DERWENT; IBM_TDB	OR	OFF	2015/04/30 17:12
S12	3	"13364557"	US-PGPUB; USPAT; USOCR; FPRS; EPO; JPO; DERWENT; IBM_TDB	OR	OFF	2015/04/30 22:00
S13	3	"20130200031"	US-PGPUB; USPAT; USOCR; FPRS; EPO; JPO; DERWENT; IBM_TDB	OR	OFF	2015/04/30 22:01
S14	3	"20130200031"	US-PGPUB; USPAT; USOCR; FPRS; EPO; JPO; DERWENT; IBM_TDB	OR	OFF	2015/04/30 22:02
S15	0	("2013/0200031").URPN.	USPAT	OR	OFF	2015/04/30 22:02

EAST Search History (Interference)

Ref #	Hits	Search Query	DBs	Default Operator	Plurals	Time Stamp
S6	712	215/11.5	USPAT; UPAD	OR	OFF	2014/08/04 17:00

5/3/2015 8:26:31 PM
C:\Users\ccollado\Documents\EAST\Workspaces\13364557.wsp

Nanobebe US Inc., Ex. 1002, Page 561
Nanobebe US Inc. v. Mayborn (UK) Limited et al.

ARNE M. OLSON
DOLORES T. KENNEY
TALIVALDIS CEPURITIS
KATHRYN E. GARIPAY
JOSEPH M. KUO
ROBERT J. ROSS, Ph.D.
DENNIS H. MA
ALISSA A. DIGMAN

ANITA M. CEPURITIS
SHAWN E. DUCKWORTH
MATTHEW "CHIP" DE PRETER

LAW OFFICES OF
OLSON & CEPURITIS, LTD.
20 NORTH WACKER DRIVE
36TH FLOOR
CHICAGO, ILLINOIS 60606
(312) 580-1180
FACSIMILE (312) 580-1189
firm@olsonip.com

PATENTS
TRADEMARKS
& RELATED MATTERS

ROBERT R. CALIRI
KATHLEEN A. LYONS
OF COUNSEL

April 24, 2015

Office of Finance
Commissioner for Patents
P. O. Box 1450
Alexandria, VA 22313-1450

VIA FACSIMILE TRANSMISSION
(571) 273-6500

ATTENTION: REFUND BRANCH

Re: Deposit Account No. 15-0508
U.S. Serial No. 14/551,783
Filed: November 24, 2014
For: Baby Bottle With Flexible Nipple Regions
Applicant/Assignee: Jackel International Limited
Attorney Docket No.: JM-4.2

Dear Sir:

The above-referenced application was filed November 24, 2014 and an Information Disclosure Statement ("IDS") was filed on January 23, 2015. A copy of the Bibliographic Data confirming the filing dates of these documents is enclosed.

Also enclosed is a copy of the Fee Payment History Table showing that our firm's Deposit Account (Deposit Account 15-0508) was charged $180.00 for the Submission of an Information Disclosure Statement Fee (fee code 1806) on January 28, 2015.

As explained below, our firm was mistakenly charged the Submission of an Information Disclosure Statement Fee in the amount of $180.00.

Pursuant to 37 C.F.R. 1.97(b) the Submission of an Information Disclosure Statement Fee was not required because the IDS was filed within three months of the filing date of the application and before the mailing of a first Office action on the merits.

Nanobebe US Inc., Ex. 1002, Page 562
Nanobebe US Inc. v. Mayborn (UK) Limited et al.

In view of the above, please credit our Deposit Account No. 15-0508 in the amount of **$180.00.**

Respectfully submitted,

Dated: April 24, 2015

By _____
Arne M. Olson
(Reg. No. 30,203)

AMO/sed
Encls.

CUSTOMER NO. 002387
OLSON & CEPURITIS, LTD.
20 North Wacker Drive, 36th Floor
Chicago, Illinois 60606
(312) 580-1180

PAGE 3/5 * RCVD AT 4/24/2015 4:50:53 PM [Eastern Daylight Time] * SVR:W-PTOFAX-002/13 * DNIS:2738500 * CSID:3125801189 * DURATION (mm-ss):01-34

Nanobebe US Inc., Ex. 1002, Page 563
Nanobebe US Inc. v. Mayborn (UK) Limited et al.

Electronic Patent Application Fee Transmittal

Application Number:	14551783
Filing Date:	24-Nov-2014
Title of Invention:	Baby Bottle With Flexible Nipple Regions
First Named Inventor/Applicant Name:	Arnold Rees
Filer:	Shawn E. Duckworth
Attorney Docket Number:	JM-4.2

Filed as Large Entity

Filing Fees for Utility under 35 USC 111(a)

Description	Fee Code	Quantity	Amount	Sub-Total in USD($)
Basic Filing:				
Pages:				
Claims:				
Miscellaneous-Filing:				
Petition:				
Patent-Appeals-and-Interference:				
Post-Allowance-and-Post-Issuance:				
Extension-of-Time:				

Adjustment date: 01/28/2015 EEKUKAY1
01/28/2015 INTEFSW 00010025 14551783
01 FC:1806 180.00 CR

Description	Fee Code	Quantity	Amount	Sub-Total in USD($)
Miscellaneous:				
Submission- Information Disclosure Stmt	1806	1	180	180
		Total in USD ($)		**180**

UNITED STATES PATENT AND TRADEMARK OFFICE

UNITED STATES DEPARTMENT OF COMMERCE
United States Patent and Trademark Office
Address: COMMISSIONER FOR PATENTS
P.O. Box 1450
Alexandria, Virginia 22313-1450
www.uspto.gov

APPLICATION NUMBER	FILING OR 371(C) DATE	FIRST NAMED APPLICANT	ATTY. DOCKET NO./TITLE
14/551,783	11/24/2014	Arnold Rees	JM-4.2

CONFIRMATION NO. 6509

2387
Olson & Cepuritis, LTD.
20 NORTH WACKER DRIVE
36TH FLOOR
CHICAGO, IL 60606

PUBLICATION NOTICE

OC000000074239221

Title: Baby Bottle With Flexible Nipple Regions

Publication No.US-2015-0083685-A1
Publication Date:03/26/2015

NOTICE OF PUBLICATION OF APPLICATION

The above-identified application will be electronically published as a patent application publication pursuant to 37 CFR 1.211, et seq. The patent application publication number and publication date are set forth above.

The publication may be accessed through the USPTO's publically available Searchable Databases via the Internet at www.uspto.gov. The direct link to access the publication is currently http://www.uspto.gov/patft/.

The publication process established by the Office does not provide for mailing a copy of the publication to applicant. A copy of the publication may be obtained from the Office upon payment of the appropriate fee set forth in 37 CFR 1.19(a)(1). Orders for copies of patent application publications are handled by the USPTO's Office of Public Records. The Office of Public Records can be reached by telephone at (703) 308-9726 or (800) 972-6382, by facsimile at (703) 305-8759, by mail addressed to the United States Patent and Trademark Office, Office of Public Records, Alexandria, VA 22313-1450 or via the Internet.

In addition, information on the status of the application, including the mailing date of Office actions and the dates of receipt of correspondence filed in the Office, may also be accessed via the Internet through the Patent Electronic Business Center at www.uspto.gov using the public side of the Patent Application Information and Retrieval (PAIR) system. The direct link to access this status information is currently http://pair.uspto.gov/. Prior to publication, such status information is confidential and may only be obtained by applicant using the private side of PAIR.

Further assistance in electronically accessing the publication, or about PAIR, is available by calling the Patent Electronic Business Center at 1-866-217-9197.

Office of Data Managment, Application Assistance Unit (571) 272-4000, or (571) 272-4200, or 1-888-786-0101

Nanobebe US Inc., Ex. 1002, Page 566
Nanobebe US Inc. v. Mayborn (UK) Limited et al.

IN THE UNITED STATES PATENT AND TRADEMARK OFFICE

Applicants:	Rees et al.	)	Confirmation No.: 6509
		)	
Serial No.:	14/551,783	)	Group Art Unit: 3643
		)	
Filed:	November 24, 2014	)	Examiner: Not Yet Assigned
		)	
For:	BABY BOTTLE WITH FLEXIBLE NIPPLE REGIONS	)	Attorney Docket No.: JM-4.2

PRELIMINARY AMENDMENT

MAIL STOP AMENDMENT
Commissioner for Patents
P.O. Box 1450
Alexandria, VA 22313-1450

Sir:

This Amendment is submitted in advance of prosecution on the merits of the above-identified application. Please amend this application as follows:

Amendments to the Specification begin on page 2 of this document.

Remarks begin on page 4 of this document.

AMENDMENT TO THE SPECIFICATION

Please replace the description of Figures 2b, 3a, 3b and 4, beginning on page 3 line 12, with the following amended paragraphs:

-- FIG. 2b is a side view of the teat of FIG. 1 in use in a second flexed position; ~~and.~~

FIGS. 3a and 3b are end and side views respectively of a soother incorporating the teat of the present ~~invention.~~ invention;

FIG. 4 ~~which~~ is a cross-sectional side view of a teat and vessel according to another aspect of the present invention; --

Please replace the paragraph beginning on page 5, line 20, with the following amended paragraph:

-- Referring to FIG. 4, it will be seen that according to another aspect a teat assembly 140 is mounted on an infant drinking vessel 112. The teat assembly ~~40~~ 140 includes a teat 110 having a teat portion 114 forming a nipple having drink apertures 115 at its upper end, a base portion 116 mountable to the drinking vessel and an areola region 118 therebetween. The teat 110 is textured and shaped to mimic the human breast and can, for example have skin-like texture varying between the teat portion, areola region and base portion, similar to the human breast. The teat can indeed be coloured to mirror human skin colour including ethnic skin colours. The shape of the teat is also similar to the human breast, the base portion 116 being shaped like a breast and having a wide, domed configuration. The areola portion 118 rises from the base portion 116 to the teat portion 114 at an angle to the horizontal, that is to say, with a component of inclination parallel to the teat portion 114, allowing better pursing by the infant so that they can close their lips effectively around the teat, and again mimicking the human breast such that the experience of the infant is as similar as possible to the natural experience of breast feeding. --

Nanobebe US Inc., Ex. 1002, Page 568
Nanobebe US Inc. v. Mayborn (UK) Limited et al.

Please replace the paragraph beginning on page 8, line 17, with the following amended paragraph:

-- The teat assembly 140 also has a positive engagement stop providing tactile feedback to ensure that the teat assembly is ~~corrected~~ correctly tightened on the vessel and allows the lip valve to seal effectively. Referring to FIGS. 7a to 7c, for example, it will be seen that a vessel 400 receives a handle portion 402 and a teat screw collar 404, corresponding to the screw collar 130 described above but with the elastomer teat 10 removed for the purposes of clarity of understanding. --

Nanobebe US Inc., Ex. 1002, Page 569
Nanobebe US Inc. v. Mayborn (UK) Limited et al.

REMARKS

Applicant believes that the amendments are made to correct clerical, typographical and minor errors and the requested amendments constitute no new matter.

An early action on the merits is requested.

Respectfully submitted,

Date: February 16, 2015

By /Arne M. Olson/
Arne M. Olson (Reg. No. 30,203)

OLSON & CEPURITIS, LTD.
20 North Wacker Drive, 36th Floor
Chicago, Illinois 60606
(312) 580-1180
Attorneys for Applicants

Certificate of EFS-Web Transmission

I hereby certify that this correspondence is being transmitted via the U.S. Patent and Trademark Office electronic filing system (EFS-Web) to the USPTO on February 16, 2015.

Typed or printed name of person signing this certificate

Arne M. Olson
Signature /Arne M. Olson /

Nanobebe US Inc., Ex. 1002, Page 570
Nanobebe US Inc. v. Mayborn (UK) Limited et al.

Electronic Acknowledgement Receipt

EFS ID:	21507354
Application Number:	14551783
International Application Number:	
Confirmation Number:	6509
Title of Invention:	Baby Bottle With Flexible Nipple Regions
First Named Inventor/Applicant Name:	Arnold Rees
Customer Number:	2387
Filer:	Alissa A. Digman/Laura DiSanto
Filer Authorized By:	Alissa A. Digman
Attorney Docket Number:	JM-4.2
Receipt Date:	16-FEB-2015
Filing Date:	24-NOV-2014
Time Stamp:	13:33:42
Application Type:	Utility under 35 USC 111(a)

Payment information:

Submitted with Payment	no

File Listing:

Document Number	Document Description	File Name	File Size(Bytes)/ Message Digest	Multi Part /.zip	Pages (if appl.)
1		JM-4-2-PrelimAmend.pdf	75345 fdf83e6d5675d1af29c821f07d0f5c050e922776	yes	4

	Multipart Description/PDF files in .zip description		
	Document Description	**Start**	**End**
	Preliminary Amendment	1	1
	Specification	2	3
	Applicant Arguments/Remarks Made in an Amendment	4	4

Warnings:	
Information:	
Total Files Size (in bytes):	75345

This Acknowledgement Receipt evidences receipt on the noted date by the USPTO of the indicated documents, characterized by the applicant, and including page counts, where applicable. It serves as evidence of receipt similar to a Post Card, as described in MPEP 503.

New Applications Under 35 U.S.C. 111
If a new application is being filed and the application includes the necessary components for a filing date (see 37 CFR 1.53(b)-(d) and MPEP 506), a Filing Receipt (37 CFR 1.54) will be issued in due course and the date shown on this Acknowledgement Receipt will establish the filing date of the application.

National Stage of an International Application under 35 U.S.C. 371
If a timely submission to enter the national stage of an international application is compliant with the conditions of 35 U.S.C. 371 and other applicable requirements a Form PCT/DO/EO/903 indicating acceptance of the application as a national stage submission under 35 U.S.C. 371 will be issued in addition to the Filing Receipt, in due course.

New International Application Filed with the USPTO as a Receiving Office
If a new international application is being filed and the international application includes the necessary components for an international filing date (see PCT Article 11 and MPEP 1810), a Notification of the International Application Number and of the International Filing Date (Form PCT/RO/105) will be issued in due course, subject to prescriptions concerning national security, and the date shown on this Acknowledgement Receipt will establish the international filing date of the application.

Electronic Patent Application Fee Transmittal

Application Number:	14551783
Filing Date:	24-Nov-2014
Title of Invention:	Baby Bottle With Flexible Nipple Regions
First Named Inventor/Applicant Name:	Arnold Rees
Filer:	Shawn E. Duckworth
Attorney Docket Number:	JM-4.2

Filed as Large Entity

Filing Fees for Utility under 35 USC 111(a)

Description	Fee Code	Quantity	Amount	Sub-Total in USD($)
Basic Filing:				
Pages:				
Claims:				
Miscellaneous-Filing:				
Petition:				
Patent-Appeals-and-Interference:				
Post-Allowance-and-Post-Issuance:				
Extension-of-Time:				

Description	Fee Code	Quantity	Amount	Sub-Total in USD($)
Miscellaneous:				
Submission- Information Disclosure Stmt	1806	1	180	180
		Total in USD ($)		**180**

Electronic Acknowledgement Receipt

EFS ID:	21326874
Application Number:	14551783
International Application Number:	
Confirmation Number:	6509
Title of Invention:	Baby Bottle With Flexible Nipple Regions
First Named Inventor/Applicant Name:	Arnold Rees
Customer Number:	2387
Filer:	Shawn E. Duckworth
Filer Authorized By:	
Attorney Docket Number:	JM-4.2
Receipt Date:	28-JAN-2015
Filing Date:	24-NOV-2014
Time Stamp:	09:26:17
Application Type:	Utility under 35 USC 111(a)

Payment information:

Submitted with Payment	yes
Payment Type	Deposit Account
Payment was successfully received in RAM	$180
RAM confirmation Number	10025
Deposit Account	150508
Authorized User	
The Director of the USPTO is hereby authorized to charge indicated fees and credit any overpayment as follows:	

File Listing:

Document Number	Document Description	File Name	File Size(Bytes)/ Message Digest	Multi Part /.zip	Pages (if appl.)
1	Fee Worksheet (SB06)	fee-info.pdf	30578 6d24e707de847a3f4016b1866425ecf36523e197	no	2

Warnings:	
Information:	
Total Files Size (in bytes):	30578

This Acknowledgement Receipt evidences receipt on the noted date by the USPTO of the indicated documents, characterized by the applicant, and including page counts, where applicable. It serves as evidence of receipt similar to a Post Card, as described in MPEP 503.

New Applications Under 35 U.S.C. 111
If a new application is being filed and the application includes the necessary components for a filing date (see 37 CFR 1.53(b)-(d) and MPEP 506), a Filing Receipt (37 CFR 1.54) will be issued in due course and the date shown on this Acknowledgement Receipt will establish the filing date of the application.

National Stage of an International Application under 35 U.S.C. 371
If a timely submission to enter the national stage of an international application is compliant with the conditions of 35 U.S.C. 371 and other applicable requirements a Form PCT/DO/EO/903 indicating acceptance of the application as a national stage submission under 35 U.S.C. 371 will be issued in addition to the Filing Receipt, in due course.

New International Application Filed with the USPTO as a Receiving Office
If a new international application is being filed and the international application includes the necessary components for an international filing date (see PCT Article 11 and MPEP 1810), a Notification of the International Application Number and of the International Filing Date (Form PCT/RO/105) will be issued in due course, subject to prescriptions concerning national security, and the date shown on this Acknowledgement Receipt will establish the international filing date of the application.

PTO/SB/08a (06-09)
Approved for use through 07/31/2009. OMB 0651-0031
U.S. Patent and Trademark Office; U.S. DEPARTMENT OF COMMERCE
Under the Paperwork Reduction Act of 1995, no persons are required to respond to a collection of information unless it contains a valid OMB control number.

Substitute for form 1449/PTO

INFORMATION DISCLOSURE STATEMENT BY APPLICANT

(Use as many sheets as necessary)

Sheet 1 of 9

Complete if Known	
Application Number	14/551,783
Filing Date	November 24, 2014
First Named Inventor	Rees, et al.
Art Unit	3643
Examiner Name	N/A
Attorney Docket Number	JM-4.2

U. S. PATENT DOCUMENTS

Examiner Initials*	Cite No.[1]	Document Number Number-Kind Code[2] (if known)	Publication Date MM-DD-YYYY	Name of Patentee or Applicant of Cited Document	Pages, Columns, Lines, Where Relevant Passages or Relevant Figures Appear
	1.	US- D384748S	10/07/1997	Dunn	
	2.	US- D404138S	01/12/1999	Meyers et al.	
	3.	US- D405530S	02/09/1999	Manganiello et al.	
	4.	US- D412582S	08/03/1999	Morano	
	5.	US- D421306S	02/29/2000	Meyers et al.	
	6.	US- D425994	05/30/2000	Hakim	
	7.	US- D441870S	05/08/2001	Randolph	
	8.	US- D444239S	06/26/2001	Jex Co., Ltd.	
	9.	US- D454642	03/19/2002	Hakim	
	10.	US- D459815S	07/02/2002	Pastucha	
	11.	US- D463567S	09/24/2002	Morano	
	12.	US- D464434S	10/15/2002	Morano	
	13.	US- D465028S	10/29/2002	Renz	
	14.	US- D479606S	09/09/2003	Randolph	
	15.	US- D486579S	02/10/2004	Dunn	
	16.	US- D488560S	04/13/2004	Renz et al.	
	17.	US- D498849S	11/23/2004	Randolph et al.	
	18.	US- D504723S	05/03/2005	Randolph et al.	
	19.	US- D504724S	05/03/2005	Randolph et al.	

FOREIGN PATENT DOCUMENTS

Examiner Initials*	Cite No.[1]	Foreign Patent Document Country Code[3] Number[4] Kind Code[5] (if known)	Publication Date MM-DD-YYYY	Name of Patentee or Applicant of Cited Document	Pages, Columns, Lines, Where Relevant Passages Or Relevant Figures Appear	T[6]
	20.	EP 0845971 (WO 97/05853)	10/24/2001	Brown, C., et al.		
	21.	EP 1297814A	04/02/2003	Tulett		
	22.	EP 0151862 A1	08/21/1985	Avent Medical Ltd.		
	23.	EP 1310230 A2	05/14/2003	Pigeon Corp.		
	24.	GB 2402347A	12/08/2004	Rohrig		
	25.	GB 2412114 A	09/21/2005	Samson, Z.		

Examiner Signature		Date Considered	

*EXAMINER: Initial if reference considered, whether or not citation is in conformance with MPEP 609. Draw line through citation if not in conformance and not considered. Include copy of this form with next communication to applicant. [1] Applicant's unique citation designation number (optional). [2] See Kinds Codes of USPTO Patent Documents at www.uspto.gov or MPEP 901.04. [3] Enter Office that issued the document, by the two-letter code (WIPO Standard ST.3). [4] For Japanese patent documents, the indication of the year of the reign of the Emperor must precede the serial number of the patent document. [5] Kind of document by the appropriate symbols as indicated on the document under WIPO Standard ST.16 if possible. [6] Applicant is to place a check mark here if English language Translation is attached.

This collection of information is required by 37 CFR 1.97 and 1.98. The information is required to obtain or retain a benefit by the public which is to file (and by the USPTO to process) an application. Confidentiality is governed by 35 U.S.C. 122 and 37 CFR 1.14. This collection is estimated to take 2 hours to complete, including gathering, preparing, and submitting the completed application form to the USPTO. Time will vary depending upon the individual case. Any comments on the amount of time you require to complete this form and/or suggestions for reducing this burden, should be sent to the Chief Information Officer, U.S. Patent and Trademark Office, P.O. Box 1450, Alexandria, VA 22313-1450. DO NOT SEND FEES OR COMPLETED FORMS TO THIS ADDRESS. **SEND TO: Commissioner for Patents, P.O. Box 1450, Alexandria, VA 22313-1450.**

If you need assistance in completing the form, call 1-800-PTO-9199 (1-800-786-9199) and select option 2.

PTO/SB/08a (06-09)
Approved for use through 07/31/2009. OMB 0651-0031
U.S. Patent and Trademark Office; U.S. DEPARTMENT OF COMMERCE
Under the Paperwork Reduction Act of 1995, no persons are required to respond to a collection of information unless it contains a valid OMB control number.

Substitute for form 1449/PTO

INFORMATION DISCLOSURE STATEMENT BY APPLICANT

(Use as many sheets as necessary)

Sheet 2 of 9

Complete if Known	
Application Number	14/551,783
Filing Date	November 24, 2014
First Named Inventor	Rees, et al.
Art Unit	3643
Examiner Name	n/a
Attorney Docket Number	JM-4.2

U. S. PATENT DOCUMENTS

Examiner Initials*	Cite No.[1]	Document Number: Number-Kind Code[2] (if known)	Publication Date MM-DD-YYYY	Name of Patentee or Applicant of Cited Document	Pages, Columns, Lines, Where Relevant Passages or Relevant Figures Appear
	26.	US- D504725S	05/03/2005	Randolph et al.	
	27.	US- D520142S	05/02/2006	Mallet	
	28.	US- D539910	04/03/2007	Ordonez	
	29.	US- D547874	07/31/2007	Horie et al.	
	30.	US- 2002/0030029A	03/14/2002	Hakim	
	31.	US- 2002/0063103A	05/30/2002	Kiernan	
	32.	US- 2003/0032984A	02/13/2003	Hakim	
	33.	US- 2003/0106872A	06/12/2003	Lin	
	34.	US- 2003/093120A1	05/15/2003	Renz	
	35.	US- 2004/0026351A	02/12/2004	Dunn et al.	
	36.	US- 2004/0124168	07/01/2004	Silver	
	37.	US- 2004/0188373A	09/30/2004	Lewis et al.	
	38.	US- 2004/0226906A	11/18/2004	Peterson	
	39.	US- 2004/0256345A	12/23/2004	Lundquist	
	40.	US- 2005/0035078A	02/17/2005	Lieberman et al.	
	41.	US- 2005/0056611A	03/17/2005	Hakim	
	42.	US- 2005/0184022A	08/25/2005	Dunn et al.	
	43.	US- 2005/0224444A	10/13/2005	Akihiro	
	44.	US- 2005/0247658A	11/10/2005	Renz	

FOREIGN PATENT DOCUMENTS

Examiner Initials*	Cite No.[1]	Foreign Patent Document: Country Code[3] Number[4] Kind Code[5] (if known)	Publication Date MM-DD-YYYY	Name of Patentee or Applicant of Cited Document	Pages, Columns, Lines, Where Relevant Passages Or Relevant Figures Appear	T[6]
	45.	GB 2167735 A	06/04/1986	Tan, K.		
	46.	GB 2351729 A	01/10/2001	Ho, S.		
	47.	GB 2250017 A	05/27/1992	Fereidoun, S.		
	48.	GB 2139903 A	11/21/1984	Suh, B.		
	49.	GB 0004210 A	06/13/1912	Jackel International Ltd.		
	50.	GB 2154451 A1	09/11/1985	Avent Medical Ltd.		

Examiner Signature		Date Considered	

*EXAMINER: Initial if reference considered, whether or not citation is in conformance with MPEP 609. Draw line through citation if not in conformance and not considered. Include copy of this form with next communication to applicant. [1] Applicant's unique citation designation number (optional). [2] See Kinds Codes of USPTO Patent Documents at www.uspto.gov or MPEP 901.04. [3] Enter Office that issued the document, by the two-letter code (WIPO Standard ST.3). [4] For Japanese patent documents, the indication of the year of the reign of the Emperor must precede the serial number of the patent document. [5] Kind of document by the appropriate symbols as indicated on the document under WIPO Standard ST.16 if possible. [6] Applicant is to place a check mark here if English language Translation is attached.

This collection of information is required by 37 CFR 1.97 and 1.98. The information is required to obtain or retain a benefit by the public which is to file (and by the USPTO to process) an application. Confidentiality is governed by 35 U.S.C. 122 and 37 CFR 1.14. This collection is estimated to take 2 hours to complete, including gathering, preparing, and submitting the completed application form to the USPTO. Time will vary depending upon the individual case. Any comments on the amount of time you require to complete this form and/or suggestions for reducing this burden, should be sent to the Chief Information Officer, U.S. Patent and Trademark Office, P.O. Box 1450, Alexandria, VA 22313-1450. DO NOT SEND FEES OR COMPLETED FORMS TO THIS ADDRESS. **SEND TO: Commissioner for Patents, P.O. Box 1450, Alexandria, VA 22313-1450.**

If you need assistance in completing the form, call 1-800-PTO-9199 (1-800-786-9199) and select option 2.

PTO/SB/08a (06-09)
Approved for use through 07/31/2009. OMB 0651-0031
U.S. Patent and Trademark Office; U.S. DEPARTMENT OF COMMERCE
Under the Paperwork Reduction Act of 1995, no persons are required to respond to a collection of information unless it contains a valid OMB control number.

Substitute for form 1449/PTO

INFORMATION DISCLOSURE STATEMENT BY APPLICANT

(Use as many sheets as necessary)

Sheet 3 of 9

Complete if Known	
Application Number	14/551,783
Filing Date	November 24, 2014
First Named Inventor	Rees, et al.
Art Unit	3643
Examiner Name	n/a
Attorney Docket Number	JM-4.2

U. S. PATENT DOCUMENTS

Examiner Initials*	Cite No.[1]	Document Number Number-Kind Code[2] (if known)	Publication Date MM-DD-YYYY	Name of Patentee or Applicant of Cited Document	Pages, Columns, Lines, Where Relevant Passages or Relevant Figures Appear
	51.	US- 2005/0252875A	11/17/2005	Sheu et al.	
	52.	US- 2005/0258123	11/24/2005	Silver	
	53.	US- 2005/0277987A	12/15/2005	Randolph et al.	
	54.	US- 2005/0288712A	12/29/2005	Hakim	
	55.	US- 2006/0011571	01/19/2006	Silver	
	56.	US- 2007/0021782	01/25/2007	Inoue et al.	
	57.	US- 2007/0045214A	03/01/2007	Jennings	
	58.	US- 2007/0095778	05/03/2007	Catton	
	59.	US- 2007/0102388	05/10/2007	Lewis et al.	
	60.	US- 2007/0131637	06/14/2007	Tamura et al.	
	61.	US- 2007/0138121	06/21/2007	Str bling et al.	
	62.	US- 2007/0138709	06/21/2007	Sabree et a.	
	63.	US- 2007/0163983	07/19/2007	Hsu	
	64.	US- 2007/0221604	09/27/2007	Hakim	
	65.	US- 2007/0272645	11/29/2007	Ito et al.	
	66.	US- 2007/0283666	12/31/2007	Py et al.	
	67.	US- 2008/0128379	06/05/2008	Hen	
	68.	US- 2008/0210655	09/04/2008	Rees et al.	
	69.	US- 2008/0314776	12/25/2008	Cooke	

FOREIGN PATENT DOCUMENTS

Examiner Initials*	Cite No.[1]	Foreign Patent Document Country Code[3] Number[4] Kind Code[5] (if known)	Publication Date MM-DD-YYYY	Name of Patentee or Applicant of Cited Document	Pages, Columns, Lines, Where Relevant Passages Or Relevant Figures Appear	T[6]
	70.	DE 19849271 A1	04/27/2000	Willmann, H.		
	71.	DE 20210121 U	10/02/2002	Sheu, M.-T.		
	72.	DE 19716535 A1	11/06/1997	Rummel Heike, et al.		
	73.	JP 05084279A	04/16/1993	Kobayashi		
	74.	JP 02144065A	06/01/1990	Aoki		
	75.	JP 20001299877A	10/30/2001	Ishimaru, et al.		

Examiner Signature		Date Considered	

*EXAMINER: Initial if reference considered, whether or not citation is in conformance with MPEP 609. Draw line through citation if not in conformance and not considered. Include copy of this form with next communication to applicant. [1] Applicant's unique citation designation number (optional). [2] See Kinds Codes of USPTO Patent Documents at www.uspto.gov or MPEP 901.04. [3] Enter Office that issued the document, by the two-letter code (WIPO Standard ST.3). [4] For Japanese patent documents, the indication of the year of the reign of the Emperor must precede the serial number of the patent document. [5] Kind of document by the appropriate symbols as indicated on the document under WIPO Standard ST.16 if possible. [6] Applicant is to place a check mark here if English language Translation is attached.

This collection of information is required by 37 CFR 1.97 and 1.98. The information is required to obtain or retain a benefit by the public which is to file (and by the USPTO to process) an application. Confidentiality is governed by 35 U.S.C. 122 and 37 CFR 1.14. This collection is estimated to take 2 hours to complete, including gathering, preparing, and submitting the completed application form to the USPTO. Time will vary depending upon the individual case. Any comments on the amount of time you require to complete this form and/or suggestions for reducing this burden, should be sent to the Chief Information Officer, U.S. Patent and Trademark Office, P.O. Box 1450, Alexandria, VA 22313-1450. DO NOT SEND FEES OR COMPLETED FORMS TO THIS ADDRESS. **SEND TO: Commissioner for Patents, P.O. Box 1450, Alexandria, VA 22313-1450.**

If you need assistance in completing the form, call 1-800-PTO-9199 (1-800-786-9199) and select option 2.

PTO/SB/08a (06-09)
Approved for use through 07/31/2009. OMB 0651-0031
U.S. Patent and Trademark Office; U.S. DEPARTMENT OF COMMERCE
Under the Paperwork Reduction Act of 1995, no persons are required to respond to a collection of information unless it contains a valid OMB control number.

Substitute for form 1449/PTO

INFORMATION DISCLOSURE STATEMENT BY APPLICANT

(Use as many sheets as necessary)

Sheet 4 of 9

Complete if Known	
Application Number	14/551,783
Filing Date	November 24, 2014
First Named Inventor	Rees, et al.
Art Unit	3643
Examiner Name	n/a
Attorney Docket Number	JM-4.2

U. S. PATENT DOCUMENTS

Examiner Initials*	Cite No.[1]	Document Number Number-Kind Code[2] (if known)	Publication Date MM-DD-YYYY	Name of Patentee or Applicant of Cited Document	Pages, Columns, Lines, Where Relevant Passages or Relevant Figures Appear
	76.	US- 2009/0005811	01/01/2009	DuChesne et al.	
	77.	US- 2009/0039046	02/12/2009	Gunter et al.	
	78.	US- 2,517,457A	08/01/1950	Allen, A.	
	79.	US- 2,588,069A	03/04/1952	Allen, A.	
	80.	US- 3,704,803A	12/05/1972	Ponder	
	81.	US- 3,808,35A	04/10/1988	Ware, W.	
	82.	US- 3,946,888A	03/30/1976	Tonkin	
	83.	US- 4,834,099A	05/30/1989	Schrooten	
	84.	US- 4,999,568A	02/19/1991	Morifuji et al.	
	85.	US- 5,101,991A	04/07/1992	Morifuji et al.	
	86.	US- 5,474,028A	12/12/1995	Larson et al.	
	87.	US- 5,544,766A	08/13/1996	Dunn et al.	
	88.	US- 5,673,806A	10/07/1997	Busnel, M.-C.	
	89.	US- 5,678,710A	10/21/1997	Sheu, M.-T.	
	90.	US- 5,784,999	07/28/1998	Larson et al.	
	91.	US- 5,881,893A	03/16/1999	Manganiello	
	92.	US- 6,003,698A	12/21/1999	Playtex Products, Inc.	
	93.	US- 6,032,810B	03/07/2000	Meyers et al.	
	94.	US- 6,161,710B	12/19/2000	Dieringer, M.	

FOREIGN PATENT DOCUMENTS

Examiner Initials*	Cite No.[1]	Foreign Patent Document Country Code[3] Number[4] Kind Code[5] (if known)	Publication Date MM-DD-YYYY	Name of Patentee or Applicant of Cited Document	Pages, Columns, Lines, Where Relevant Passages Or Relevant Figures Appear	T[6]
	95.	JP 2001009008A	01/16/2001	Ish kawa et al.		
	96.	JP 2000189496A	07/11/2000	Ish kawa et al.		
	97.	JP 2000000288A	01/17/2000	Sato et al.		
	98.	JP 05115535A	05/14/1993	Kobayashi		
	99.	JP 01313056A	12/18/1989	Onuki		
	100	JP 2006068360A	03/16/2006	Ito		

Examiner Signature		Date Considered	

*EXAMINER: Initial if reference considered, whether or not citation is in conformance with MPEP 609. Draw line through citation if not in conformance and not considered. Include copy of this form with next communication to applicant. [1] Applicant's unique citation designation number (optional). [2] See Kinds Codes of USPTO Patent Documents at www.uspto.gov or MPEP 901.04. [3] Enter Office that issued the document, by the two-letter code (WIPO Standard ST.3). [4] For Japanese patent documents, the indication of the year of the reign of the Emperor must precede the serial number of the patent document. [5] Kind of document by the appropriate symbols as indicated on the document under WIPO Standard ST.16 if possible. [6] Applicant is to place a check mark here if English language Translation is attached.

This collection of information is required by 37 CFR 1.97 and 1.98. The information is required to obtain or retain a benefit by the public which is to file (and by the USPTO to process) an application. Confidentiality is governed by 35 U.S.C. 122 and 37 CFR 1.14. This collection is estimated to take 2 hours to complete, including gathering, preparing, and submitting the completed application form to the USPTO. Time will vary depending upon the individual case. Any comments on the amount of time you require to complete this form and/or suggestions for reducing this burden, should be sent to the Chief Information Officer, U.S. Patent and Trademark Office, P.O. Box 1450, Alexandria, VA 22313-1450. DO NOT SEND FEES OR COMPLETED FORMS TO THIS ADDRESS. **SEND TO: Commissioner for Patents, P.O. Box 1450, Alexandria, VA 22313-1450.**

If you need assistance in completing the form, call 1-800-PTO-9199 (1-800-786-9199) and select option 2.

PTO/SB/08a (06-09)
Approved for use through 07/31/2009. OMB 0651-0031
U.S. Patent and Trademark Office; U.S. DEPARTMENT OF COMMERCE
Under the Paperwork Reduction Act of 1995, no persons are required to respond to a collection of information unless it contains a valid OMB control number.

Substitute for form 1449/PTO

INFORMATION DISCLOSURE STATEMENT BY APPLICANT

(Use as many sheets as necessary)

Sheet 5 of 9

Complete if Known	
Application Number	14/551,783
Filing Date	November 24, 2014
First Named Inventor	Rees, et al.
Art Unit	3643
Examiner Name	n/a
Attorney Docket Number	JM-4.2

U. S. PATENT DOCUMENTS

Examiner Initials*	Cite No.[1]	Document Number Number-Kind Code[2] (if known)	Publication Date MM-DD-YYYY	Name of Patentee or Applicant of Cited Document	Pages, Columns, Lines, Where Relevant Passages or Relevant Figures Appear
	101	US- 6,241,110B	06/05/2001	Hakim	
	102	US- 6,321,931	11/27/2001	Hakim et al.	
	103	US- 6,357,620	03/19/2002	Hakim	
	104	US- 6,645,228B	11/11/2003	Playtex Products, Inc.	
	105	US- 6,745,912B	06/08/2004	Pigeon Corp.	
	106	US- 6,883,672B	04/26/2005	Dunn et al.	
	107	US- 6,984,688B	01/10/2006	Gu	
	108	US- 6,994,225B	02/07/2006	Hakim	
	109	US- 7,122,045B	10/17/2006	Randolph et al.	
	110	US- 7,150,370B	12/19/2006	Pyun	
	111	US- 7,185,775	03/06/2007	Decal	
	112	US- 7,204,386	04/17/2007	Hakim	
	113	US- 7,210,591	05/01/2007	Goldman et al.	
	114	US- 7,243,814	07/17/2007	Hakim	
	115	US- 7,252,676	08/07/2007	Williams	
	116	US- 7,320,678	01/22/2008	Ruth et al.	
	117	US- 7,395,941	07/08/2008	Hong	
	118	US- 7,481,324	01/27/2009	Almonte	
	119	US- 2008/0188894	08/07/2008	Hakim	

FOREIGN PATENT DOCUMENTS

Examiner Initials*	Cite No.[1]	Foreign Patent Document Country Code[3] Number[4] Kind Code[5] (if known)	Publication Date MM-DD-YYYY	Name of Patentee or Applicant of Cited Document	Pages, Columns, Lines, Where Relevant Passages Or Relevant Figures Appear	T[6]
	120	JP 20066006809A	01/12/2006	Tashiro et al.		
	121	JP 2004129940A	04/30/2004	Uehara et al.		
	122	JP 2003205018A	07/22/2003	Uehara et al.		
	123	JP 2003144529A	05/20/2003	Uehara et al.		
	124	JP 2002306572A	10/22/2003	Konno et al.		
	125	JP 2002200144A	07/16/2002	Ishimaru et al.		

Examiner Signature		Date Considered	

*EXAMINER: Initial if reference considered, whether or not citation is in conformance with MPEP 609. Draw line through citation if not in conformance and not considered. Include copy of this form with next communication to applicant. [1] Applicant's unique citation designation number (optional). [2] See Kinds Codes of USPTO Patent Documents at www.uspto.gov or MPEP 901.04. [3] Enter Office that issued the document, by the two-letter code (WIPO Standard ST.3). [4] For Japanese patent documents, the indication of the year of the reign of the Emperor must precede the serial number of the patent document. [5] Kind of document by the appropriate symbols as indicated on the document under WIPO Standard ST.16 if possible. [6] Applicant is to place a check mark here if English language Translation is attached.

This collection of information is required by 37 CFR 1.97 and 1.98. The information is required to obtain or retain a benefit by the public which is to file (and by the USPTO to process) an application. Confidentiality is governed by 35 U.S.C. 122 and 37 CFR 1.14. This collection is estimated to take 2 hours to complete, including gathering, preparing, and submitting the completed application form to the USPTO. Time will vary depending upon the individual case. Any comments on the amount of time you require to complete this form and/or suggestions for reducing this burden, should be sent to the Chief Information Officer, U.S. Patent and Trademark Office, P.O. Box 1450, Alexandria, VA 22313-1450. DO NOT SEND FEES OR COMPLETED FORMS TO THIS ADDRESS. **SEND TO: Commissioner for Patents, P.O. Box 1450, Alexandria, VA 22313-1450.**

If you need assistance in completing the form, call 1-800-PTO-9199 (1-800-786-9199) and select option 2.

PTO/SB/08a (06-09)
Approved for use through 07/31/2009. OMB 0651-0031
U.S. Patent and Trademark Office; U.S. DEPARTMENT OF COMMERCE
Under the Paperwork Reduction Act of 1995, no persons are required to respond to a collection of information unless it contains a valid OMB control number.

Substitute for form 1449/PTO

INFORMATION DISCLOSURE STATEMENT BY APPLICANT

(Use as many sheets as necessary)

Sheet 6 of 9

Complete if Known	
Application Number	14/551,783
Filing Date	November 24, 2014
First Named Inventor	Rees, et al.
Art Unit	3643
Examiner Name	n/a
Attorney Docket Number	JM-4.2

U. S. PATENT DOCUMENTS

Examiner Initials*	Cite No.[1]	Document Number Number-Kind Code[2] (if known)	Publication Date MM-DD-YYYY	Name of Patentee or Applicant of Cited Document	Pages, Columns, Lines, Where Relevant Passages or Relevant Figures Appear
	126	US- 2008/0173654	07/24/2008	Hakim	
	127	US- 2007/0278172	12/06/2007	Hakim	
	128	US- 2007/0221604	09/27/2007	Hakim	
	129	US- 2007/0187419	08/16/2007	Hakim	
	130	US- 2,956,702	10/18/1960	Ransom	
	131	US- 6,981,962	01/03/2006	Lenkersdorf	
	132	US- 6,422,415	07/23/2002	Manganiello	
	133	US- 6,270,519	08/07/2001	Botts	
	134	US- 5,706,973	01/13/1998	Robbins et al.	
	135	US- 2,517,457	08/01/1950	Allen	
	136	US- 7,828,821	11/09/2010	Renz	
	137	US- D444,239	06/26/2001	Kobayashi et al.	
	138	US- 6,959,827	11/01/2005	Morano et al.	
	139	US- 6,745,912	06/08/2004	Uehara et al.	
	140	US- 7,108,676	09/19/2006	Loging	
	141	US- 3,990,596	11/09/1976	Hoffman	
	142	US- D599,028	08/25/2009	Schofield	
	143	US- D620,125	07/20/2010	Rees et al.	
	144	US- D626,246	10/26/2010	Rees et al.	

FOREIGN PATENT DOCUMENTS

Examiner Initials*	Cite No.[1]	Foreign Patent Document Country Code[3] Number[4] Kind Code[5] (if known)	Publication Date MM-DD-YYYY	Name of Patentee or Applicant of Cited Document	Pages, Columns, Lines, Where Relevant Passages Or Relevant Figures Appear	T[6]
	145	JP 2001299878A	10/30/2001	Ishimaru et al.		
	146	JP 2000135270 A1	05/16/2000	Pigeon Corp.		
	147	JP 2000271193 A	10/03/2000	Jex, Inc.		
	148	JP 2001187117 A	07/10/2001	Jex, Inc.		
	149	JP 2002011076 A	01/15/2002	Pigeon Corp.		
	150	WO 2006011573A	02/02/2006	Ito et al.		

Examiner Signature		Date Considered	

*EXAMINER: Initial if reference considered, whether or not citation is in conformance with MPEP 609. Draw line through citation if not in conformance and not considered. Include copy of this form with next communication to applicant. [1] Applicant's unique citation designation number (optional). [2] See Kinds Codes of USPTO Patent Documents at www.uspto.gov or MPEP 901.04. [3] Enter Office that issued the document, by the two-letter code (WIPO Standard ST.3). [4] For Japanese patent documents, the indication of the year of the reign of the Emperor must precede the serial number of the patent document. [5] Kind of document by the appropriate symbols as indicated on the document under WIPO Standard ST.16 if possible. [6] Applicant is to place a check mark here if English language Translation is attached.

This collection of information is required by 37 CFR 1.97 and 1.98. The information is required to obtain or retain a benefit by the public which is to file (and by the USPTO to process) an application. Confidentiality is governed by 35 U.S.C. 122 and 37 CFR 1.14. This collection is estimated to take 2 hours to complete, including gathering, preparing, and submitting the completed application form to the USPTO. Time will vary depending upon the individual case. Any comments on the amount of time you require to complete this form and/or suggestions for reducing this burden, should be sent to the Chief Information Officer, U.S. Patent and Trademark Office, P.O. Box 1450, Alexandria, VA 22313-1450. DO NOT SEND FEES OR COMPLETED FORMS TO THIS ADDRESS. **SEND TO: Commissioner for Patents, P.O. Box 1450, Alexandria, VA 22313-1450.**

If you need assistance in completing the form, call 1-800-PTO-9199 (1-800-786-9199) and select option 2.

PTO/SB/08a (06-09)
Approved for use through 07/31/2009. OMB 0651-0031
U.S. Patent and Trademark Office; U.S. DEPARTMENT OF COMMERCE
Under the Paperwork Reduction Act of 1995, no persons are required to respond to a collection of information unless it contains a valid OMB control number.

Substitute for form 1449/PTO

INFORMATION DISCLOSURE STATEMENT BY APPLICANT

(Use as many sheets as necessary)

Sheet 7 of 9

Complete if Known	
Application Number	14/551,783
Filing Date	November 24, 2014
First Named Inventor	Rees, et al.
Art Unit	3643
Examiner Name	n/a
Attorney Docket Number	JM-4.2

U. S. PATENT DOCUMENTS

Examiner Initials*	Cite No.[1]	Document Number Number-Kind Code[2] (if known)	Publication Date MM-DD-YYYY	Name of Patentee or Applicant of Cited Document	Pages, Columns, Lines, Where Relevant Passages or Relevant Figures Appear
	151	US- 2005/0247719	11/2005	Loging	
	152	US- 3,097,757	07-16-1963	H.J. Searer	
	153	US- 3,493,139	02-03-1970	Paddoul, et al.	
	154	US- 6,032,810	03-07-2000	Myers, et al.	
		US-			
		US-			
		US-			
		US-			
		US-			
		US-			
		US-			
		US-			
		US-			
		US-			
		US-			
		US-			
		US-			
		US-			
		US-			

FOREIGN PATENT DOCUMENTS

Examiner Initials*	Cite No.[1]	Foreign Patent Document Country Code[3] Number[4] Kind Code[5] (if known)	Publication Date MM-DD-YYYY	Name of Patentee or Applicant of Cited Document	Pages, Columns, Lines, Where Relevant Passages Or Relevant Figures Appear	T[6]
	152	WO 2005041851A	05/12/2005	Rohrig		
	153	WO 2003092577A	11/13/2003	Dunn et al.		
	154	WO 2004043325A	05/27/2004	Silver		
	155	WO 2004039304A	05/13/2004	Randolph et al.		
	156	WO 9825571A	06/18/1999	Manganiello		
	157	WO 00/54726 A	09/21/2000	Prentiss, J.		

Examiner Signature		Date Considered	

*EXAMINER: Initial if reference considered, whether or not citation is in conformance with MPEP 609. Draw line through citation if not in conformance and not considered. Include copy of this form with next communication to applicant. [1] Applicant's unique citation designation number (optional). [2] See Kinds Codes of USPTO Patent Documents at www.uspto.gov or MPEP 901.04. [3] Enter Office that issued the document, by the two-letter code (WIPO Standard ST.3). [4] For Japanese patent documents, the indication of the year of the reign of the Emperor must precede the serial number of the patent document. [5] Kind of document by the appropriate symbols as indicated on the document under WIPO Standard ST.16 if possible. [6] Applicant is to place a check mark here if English language Translation is attached.

This collection of information is required by 37 CFR 1.97 and 1.98. The information is required to obtain or retain a benefit by the public which is to file (and by the USPTO to process) an application. Confidentiality is governed by 35 U.S.C. 122 and 37 CFR 1.14. This collection is estimated to take 2 hours to complete, including gathering, preparing, and submitting the completed application form to the USPTO. Time will vary depending upon the individual case. Any comments on the amount of time you require to complete this form and/or suggestions for reducing this burden, should be sent to the Chief Information Officer, U.S. Patent and Trademark Office, P.O. Box 1450, Alexandria, VA 22313-1450. DO NOT SEND FEES OR COMPLETED FORMS TO THIS ADDRESS. **SEND TO: Commissioner for Patents, P.O. Box 1450, Alexandria, VA 22313-1450.**

If you need assistance in completing the form, call 1-800-PTO-9199 (1-800-786-9199) and select option 2.

PTO/SB/08a (06-09)
Approved for use through 07/31/2009. OMB 0651-0031
U.S. Patent and Trademark Office; U.S. DEPARTMENT OF COMMERCE
Under the Paperwork Reduction Act of 1995, no persons are required to respond to a collection of information unless it contains a valid OMB control number.

Substitute for form 1449/PTO

INFORMATION DISCLOSURE STATEMENT BY APPLICANT

(Use as many sheets as necessary)

Sheet 8 of 9

Complete if Known	
Application Number	14/551,783
Filing Date	November 24, 2014
First Named Inventor	Rees, et al.
Art Unit	3643
Examiner Name	n/a
Attorney Docket Number	JM-4.2

U. S. PATENT DOCUMENTS

Examiner Initials*	Cite No.[1]	Document Number Number-Kind Code[2] (if known)	Publication Date MM-DD-YYYY	Name of Patentee or Applicant of Cited Document	Pages, Columns, Lines, Where Relevant Passages or Relevant Figures Appear
		US-			
		US-			
		US-			
		US-			
		US-			
		US-			
		US-			
		US-			
		US-			
		US-			
		US-			
		US-			
		US-			
		US-			
		US-			
		US-			
		US-			
		US-			
		US-			
		US-			

FOREIGN PATENT DOCUMENTS

Examiner Initials*	Cite No.[1]	Foreign Patent Document Country Code[3] Number[4] Kind Code[5] (if known)	Publication Date MM-DD-YYYY	Name of Patentee or Applicant of Cited Document	Pages, Columns, Lines, Where Relevant Passages Or Relevant Figures Appear	T[6]
	158	WO 2004064578 A1	08/05/2004	Bamed AG		
	159	WO 2004065247 A1	08/05/2004	Bamed AG		

Examiner Signature		Date Considered	

*EXAMINER: Initial if reference considered, whether or not citation is in conformance with MPEP 609. Draw line through citation if not in conformance and not considered. Include copy of this form with next communication to applicant. [1] Applicant's unique citation designation number (optional). [2] See Kinds Codes of USPTO Patent Documents at www.uspto.gov or MPEP 901.04. [3] Enter Office that issued the document, by the two-letter code (WIPO Standard ST.3). [4] For Japanese patent documents, the indication of the year of the reign of the Emperor must precede the serial number of the patent document. [5] Kind of document by the appropriate symbols as indicated on the document under WIPO Standard ST.16 if possible. [6] Applicant is to place a check mark here if English language Translation is attached.

This collection of information is required by 37 CFR 1.97 and 1.98. The information is required to obtain or retain a benefit by the public which is to file (and by the USPTO to process) an application. Confidentiality is governed by 35 U.S.C. 122 and 37 CFR 1.14. This collection is estimated to take 2 hours to complete, including gathering, preparing, and submitting the completed application form to the USPTO. Time will vary depending upon the individual case. Any comments on the amount of time you require to complete this form and/or suggestions for reducing this burden, should be sent to the Chief Information Officer, U.S. Patent and Trademark Office, P.O. Box 1450, Alexandria, VA 22313-1450. DO NOT SEND FEES OR COMPLETED FORMS TO THIS ADDRESS. **SEND TO: Commissioner for Patents, P.O. Box 1450, Alexandria, VA 22313-1450.**

If you need assistance in completing the form, call 1-800-PTO-9199 (1-800-786-9199) and select option 2.

PTO/SB/08b (06-09)
Approved for use through 07/31/2009. OMB 0651-0031
U.S. Patent and Trademark Office; U.S. DEPARTMENT OF COMMERCE
Under the Paperwork Reduction Act of 1995, no persons are required to respond to a collection of informa ion unless it contains a valid OMB control number.

Substitute for form 1449/PTO

INFORMATION DISCLOSURE STATEMENT BY APPLICANT

(Use as many sheets as necessary)

Sheet 9 of 9

Complete if Known	
Application Number	14/551,783
Filing Date	November 24, 2014
First Named Inventor	Rees, et al.
Art Unit	3643
Examiner Name	n/a
Attorney Docket Number	JM-4.2

NON PATENT LITERATURE DOCUMENTS

Examiner Initials*	Cite No.[1]	Include name of the author (in CAPITAL LETTERS), title of the article (when appropriate), title of the item (book, magazine, journal, serial, symposium, catalog, etc.), date, page(s), volume-issue number(s), publisher, city and/or country where published.	T[2]
	160	International Search Report for PCT/GB05/00183 mailed 11 August 2005	
	161	Search Report for GB0410993.0 mailed 19 May 2005	
	162	International Search Report for PCT/GB05/002532 mailed 7 December 2005	
	163	Search Report for GB0414560.3 mailed 4 March 2005	
	164	Search Report for GB0502599.4 mailed 6 May 2005	

Examiner Signature		Date Considered	

*EXAMINER: Initial if reference considered, whether or not citation is in conformance with MPEP 609. Draw line through citation if not in conformance and not considered. Include copy of this form with next communication to applicant.

[1] Applicant's unique citation designation number (optional). [2] Applicant is to place a check mark here if English language Translation is attached.

This collection of information is required by 37 CFR 1.98. The informa ion is required to obtain or retain a benefit by the public which is to file (and by the USPTO to process) an application. Confidentiality is governed by 35 U.S.C. 122 and 37 CFR 1.14. This collection is estimated to take 2 hours to complete, including gathering, preparing, and submitting the completed application form to the USPTO. Time will vary depending upon the individual case. Any comments on the amount of time you require to complete this form and/or suggestions for reducing this burden, should be sent to the Chief Information Officer, U.S. Patent and Trademark Office, P.O. Box 1450, Alexandria, VA 22313-1450. DO NOT SEND FEES OR COMPLETED FORMS TO THIS ADDRESS. **SEND TO: Commissioner for Patents, P.O. Box 1450, Alexandria, VA 22313-1450.**

If you need assistance in completing the form, call 1-800-PTO-9199 (1-800-786-9199) and select option 2.

INFORMATION DISCLOSURE STATEMENT BY APPLICANT

(Not for submission under 37 CFR 1.99)

Application Number	14551783
Filing Date	2014-11-24
First Named Inventor	Arnold Rees et al.
Art Unit	3643
Examiner Name	not assigned
Attorney Docket Number	JM-4.2

CERTIFICATION STATEMENT

Please see 37 CFR 1.97 and 1.98 to make the appropriate selection(s):

☐ That each item of information contained in the information disclosure statement was first cited in any communication from a foreign patent office in a counterpart foreign application not more than three months prior to the filing of the information disclosure statement. See 37 CFR 1.97(e)(1).

OR

☐ That no item of information contained in the information disclosure statement was cited in a communication from a foreign patent office in a counterpart foreign application, and, to the knowledge of the person signing the certification after making reasonable inquiry, no item of information contained in the information disclosure statement was known to any individual designated in 37 CFR 1.56(c) more than three months prior to the filing of the information disclosure statement. See 37 CFR 1.97(e)(2).

☐ See attached certification statement.

☐ The fee set forth in 37 CFR 1.17 (p) has been submitted herewith.

☒ A certification statement is not submitted herewith.

SIGNATURE

A signature of the applicant or representative is required in accordance with CFR 1.33, 10.18. Please see CFR 1.4(d) for the form of the signature.

Signature	/Arne M. Olson/	Date (YYYY-MM-DD)	2015-01-23
Name/Print	Arne M. Olson	Registration Number	30203

This collection of information is required by 37 CFR 1.97 and 1.98. The information is required to obtain or retain a benefit by the public which is to file (and by the USPTO to process) an application. Confidentiality is governed by 35 U.S.C. 122 and 37 CFR 1.14. This collection is estimated to take 1 hour to complete, including gathering, preparing and submitting the completed application form to the USPTO. Time will vary depending upon the individual case. Any comments on the amount of time you require to complete this form and/or suggestions for reducing this burden, should be sent to the Chief Information Officer, U.S. Patent and Trademark Office, U.S. Department of Commerce, P.O. Box 1450, Alexandria, VA 22313-1450. DO NOT SEND FEES OR COMPLETED FORMS TO THIS ADDRESS. **SEND TO: Commissioner for Patents, P.O. Box 1450, Alexandria, VA 22313-1450.**

Nanobebe US Inc., Ex. 1002, Page 586
Nanobebe US Inc. v. Mayborn (UK) Limited et al.

Application Data Sheet 37 CFR 1.76	Attorney Docket Number	JM-4.2
	Application Number	14/551,783
Title of Invention	Baby Bottle With Flexible Nipple Regions	

The application data sheet is part of the provisional or nonprovisional application for which it is being submitted. The following form contains the bibliographic data arranged in a format specified by the United States Patent and Trademark Office as outlined in 37 CFR 1.76.
This document may be completed electronically and submitted to the Office in electronic format using the Electronic Filing System (EFS) or the document may be printed and included in a paper filed application.

Secrecy Order 37 CFR 5.2

☐ Portions or all of the application associated with this Application Data Sheet may fall under a Secrecy Order pursuant to 37 CFR 5.2(Paper filers only. Applications that fall under Secrecy Order may not be filed electronically.)

Inventor Information:

Inventor 1 Remove

Legal Name

Prefix	Given Name	Middle Name	Family Name	Suffix
	Arnold		Rees	

Residence Information (Select One) ○ US Residency ◉ Non US Residency ○ Active US Military Service

City	Newcastle Upon Tyne	Country of Residence	GB

Mailing Address of Inventor:

Address 1	9 Melmerby Close, Gosforth		
Address 2			
City	Newcastle Upon Tyne	State/Province	OT
Postal Code	NE3 5JA	Country	GB

Inventor 2 Remove

Legal Name

Prefix	Given Name	Middle Name	Family Name	Suffix
	Ian		Webb	

Residence Information (Select One) ○ US Residency ◉ Non US Residency ○ Active US Military Service

City	London	Country of Residence	GB

Mailing Address of Inventor:

Address 1	4 Leinstar Mews		
Address 2			
City	London	State/Province	OT
Postal Code	W2 3E4	Country	GB

Inventor 3 Remove

Legal Name

Nanobebe US Inc., Ex. 1002, Page 587
Nanobebe US Inc. v. Mayborn (UK) Limited et al.

Application Data Sheet 37 CFR 1.76	Attorney Docket Number	JM-4.2
	Application Number	14/551,783
Title of Invention	Baby Bottle With Flexible Nipple Regions	

Prefix	Given Name	Middle Name	Family Name	Suffix
	Mark		Armstrong	

Residence Information (Select One) ○ US Residency ◉ Non US Residency ○ Active US Military Service

City	Wales	Country of Residence	GB

Mailing Address of Inventor:

Address 1	Pont Yr Afon Gam		
Address 2			
City	Ffestiniog, Gwynedd, Wales	State/Province	OT
Postal Code	LL414PS	Country	GB

Inventor 4 Remove

Legal Name

Prefix	Given Name	Middle Name	Family Name	Suffix
	Tom		Cotton	

Residence Information (Select One) ○ US Residency ◉ Non US Residency ○ Active US Military Service

City	London	Country of Residence	GB

Mailing Address of Inventor:

Address 1	131 Ashtonville Street		
Address 2			
City	London	State/Province	OT
Postal Code	SW1 85 AQ	Country	GB

All Inventors Must Be Listed - Additional Inventor Information blocks may be generated within this form by selecting the **Add** button. Add

Correspondence Information:

Enter either Customer Number or complete the Correspondence Information section below.
For further information see 37 CFR 1.33(a).

☐ An Address is being provided for the correspondence Information of this application.

Customer Number	2387		
Email Address		Add Email	Remove Email

Nanobebe US Inc., Ex. 1002, Page 588
Nanobebe US Inc. v. Mayborn (UK) Limited et al.

Application Data Sheet 37 CFR 1.76	Attorney Docket Number	JM-4.2
	Application Number	14/551,783
Title of Invention	Baby Bottle With Flexible Nipple Regions	

Application Information:

Title of the Invention	Baby Bottle With Flexible Nipple Regions		
Attorney Docket Number	JM-4.2	**Small Entity Status Claimed**	☐
Application Type	Nonprovisional		
Subject Matter	Utility		
Total Number of Drawing Sheets (if any)	6	**Suggested Figure for Publication (if any)**	4

Filing By Reference

Only complete this section when filing an application by reference under 35 U.S.C. 111(c) and 37 CFR 1.57(a). Do not complete this section if application papers including a specification and any drawings are being filed. Any domestic benefit or foreign priority information must be provided in the appropriate section(s) below (i.e., "Domestic Benefit/National Stage Information" and "Foreign Priority Information").

For the purposes of a filing date under 37 CFR 1.53(b), the description and any drawings of the present application are replaced by this reference to the previously filed application, subject to conditions and requirements of 37 CFR 1.57(a).

Application number of the previously filed application	Filing date (YYYY-MM-DD)	Intellectual Property Authority or Country i

Publication Information:

☐ Request Early Publication (Fee required at time of Request 37 CFR 1.219)

☐ **Request Not to Publish.** I hereby request that the attached application not be published under 35 U.S.C. 122(b) and certify that the invention disclosed in the attached application **has not and will not** be the subject of an application filed in another country, or under a multilateral international agreement, that requires publication at eighteen months after filing.

Representative Information:

Representative information should be provided for all practitioners having a power of attorney in the application. Providing this information in the Application Data Sheet does not constitute a power of attorney in the application (see 37 CFR 1.32).
Either enter Customer Number or complete the Representative Name section below. If both sections are completed the customer Number will be used for the Representative Information during processing.

Please Select One:	◉ Customer Number	○ US Patent Practitioner	○ Limited Recognition (37 CFR 11.9)
Customer Number	02387		

Additional Representative Information blocks may be generated within this form by selecting the **Add** button.

Domestic Benefit/National Stage Information:

This section allows for the applicant to either claim benefit under 35 U.S.C. 119(e), 120, 121, or 365(c) or indicate National Stage entry from a PCT application. Providing this information in the application data sheet constitutes the specific reference required by 35 U.S.C. 119(e) or 120, and 37 CFR 1.78.

Nanobebe US Inc., Ex. 1002, Page 589
Nanobebe US Inc. v. Mayborn (UK) Limited et al.

Application Data Sheet 37 CFR 1.76	Attorney Docket Number	JM-4.2
	Application Number	14/551,783
Title of Invention	Baby Bottle With Flexible Nipple Regions	

Prior Application Status	~~Pending~~ Patented	Remove

Application Number	Continuity Type	Prior Application Number	Filing Date (YYYY-MM-DD)	Patent Number	Issue Date (YYYY-MM-DD)
14/551,783	Continuation of	13/364557	2012-02-02	8910810	2014-12-16

Prior Application Status	Patented	Remove

Application Number	Continuity Type	Prior Application Number	Filing Date (YYYY-MM-DD)	Patent Number	Issue Date (YYYY-MM-DD)
13/364557	Continuation of	11/630864	~~2005-06-20~~ 2007-09-20	8181800	2012-05-22

Additional Domestic Benefit/National Stage Data may be generated within this form by selecting the **Add** button.

Foreign Priority Information:

This section allows for the applicant to claim priority to a foreign application. Providing this information in the application data sheet constitutes the claim for priority as required by 35 U.S.C. 119(b) and 37 CFR 1.55(d). When priority is claimed to a foreign application that is eligible for retrieval under the priority document exchange program (PDX) the information will be used by the Office to automatically attempt retrieval pursuant to 37 CFR 1.55(h)(1) and (2). Under the PDX program, applicant bears the ultimate responsibility for ensuring that a copy of the foreign application is received by the Office from the participating foreign intellectual property office, or a certified copy of the foreign priority application is filed, within the time period specified in 37 CFR 1.55(g)(1).

Remove

Application Number	Country	Filing Date (YYYY-MM-DD)	Access Code (if applicable)

Additional Foreign Priority Data may be generated within this form by selecting the **Add** button.

Statement under 37 CFR 1.55 or 1.78 for AIA (First Inventor to File) Transition Applications

☐ This application (1) claims priority to or the benefit of an application filed before March 16, 2013 and (2) also contains, or contained at any time, a claim to a claimed invention that has an effective filing date on or after March 16, 2013.
NOTE: By providing this statement under 37 CFR 1.55 or 1.78, this application, with a filing date on or after March 16, 2013, will be examined under the first inventor to file provisions of the AIA.

Authorization to Permit Access:

☐ Authorization to Permit Access to the Instant Application by the Participating Offices

Nanobebe US Inc., Ex. 1002, Page 590
Nanobebe US Inc. v. Mayborn (UK) Limited et al.

Application Data Sheet 37 CFR 1.76	Attorney Docket Number	JM-4.2
	Application Number	14/551,783
Title of Invention	Baby Bottle With Flexible Nipple Regions	

If checked, the undersigned hereby grants the USPTO authority to provide the European Patent Office (EPO), the Japan Patent Office (JPO), the Korean Intellectual Property Office (KIPO), the World Intellectual Property Office (WIPO), and any other intellectual property offices in which a foreign application claiming priority to the instant patent application is filed access to the instant patent application. See 37 CFR 1.14(c) and (h). This box should not be checked if the applicant does not wish the EPO, JPO, KIPO, WIPO, or other intellectual property office in which a foreign application claiming priority to the instant patent application is filed to have access to the instant patent application.

In accordance with 37 CFR 1.14(h)(3), access will be provided to a copy of the instant patent application with respect to: 1) the instant patent application-as-filed; 2) any foreign application to which the instant patent application claims priority under 35 U.S.C. 119(a)-(d) if a copy of the foreign application that satisfies the certified copy requirement of 37 CFR 1.55 has been filed in the instant patent application; and 3) any U.S. application-as-filed from which benefit is sought in the instant patent application.

In accordance with 37 CFR 1.14(c), access may be provided to information concerning the date of filing this Authorization.

Applicant Information:

Providing assignment information in this section does not substitute for compliance with any requirement of part 3 of Title 37 of CFR to have an assignment recorded by the Office.

Applicant 1

If the applicant is the inventor (or the remaining joint inventor or inventors under 37 CFR 1.45), this section should not be completed. The information to be provided in this section is the name and address of the legal representative who is the applicant under 37 CFR 1.43; or the name and address of the assignee, person to whom the inventor is under an obligation to assign the invention, or person who otherwise shows sufficient proprietary interest in the matter who is the applicant under 37 CFR 1.46. If the applicant is an applicant under 37 CFR 1.46 (assignee, person to whom the inventor is obligated to assign, or person who otherwise shows sufficient proprietary interest) together with one or more joint inventors, then the joint inventor or inventors who are also the applicant should be identified in this section.

Clear

(●) Assignee	( ) Legal Representative under 35 U.S.C. 117	( ) Joint Inventor
( ) Person to whom the inventor is obligated to assign.	( ) Person who shows sufficient proprietary interest	

If applicant is the legal representative, indicate the authority to file the patent application, the inventor is:

Name of the Deceased or Legally Incapacitated Inventor :	
If the Applicant is an Organization check here.	☒
Organization Name	Jackel International Limited

Mailing Address Information:

Address 1	Dudley Lane		
Address 2	Cramlington		
City	Northumberland	**State/Province**	OT
Country i	GB	Postal Code	NE23 7RH
Phone Number		Fax Number	

Nanobebe US Inc., Ex. 1002, Page 591
Nanobebe US Inc. v. Mayborn (UK) Limited et al.

Application Data Sheet 37 CFR 1.76	Attorney Docket Number	JM-4.2
	Application Number	14/551,783
Title of Invention	Baby Bottle With Flexible Nipple Regions	

Email Address	

Additional Applicant Data may be generated within this form by selecting the Add button.

Assignee Information including Non-Applicant Assignee Information:

Providing assignment information in this section does not substitute for compliance with any requirement of part 3 of Title 37 of CFR to have an assignment recorded by the Office.

Assignee 1

Complete this section if assignee information, including non-applicant assignee information, is desired to be included on the patent application publication . An assignee-applicant identified in the "Applicant Information" section will appear on the patent application publication as an applicant. For an assignee-applicant, complete this section only if identification as an assignee is also desired on the patent application publication.

If the Assignee or Non-Applicant Assignee is an Organization check here ☒

Organization Name	Jackel International Limited

Mailing Address Information For Assignee including Non-Applicant Assignee:

Address 1	Dudley Lane		
Address 2	Cramlington		
City	Northumberland	State/Province	OT
Country i	GB	Postal Code	NE23 7RH
Phone Number		Fax Number	
Email Address			

Additional Assignee or Non-Applicant Assignee Data may be generated within this form by selecting the Add button.

Signature:

NOTE: This form must be signed in accordance with 37 CFR 1.33. See 37 CFR 1.4 for signature requirements and certifications

Signature	/Arne M. Olson/			Date (YYYY-MM-DD)	2015-01-23
First Name	Arne	Last Name	Olson	Registration Number	30203

Additional Signature may be generated within this form by selecting the Add button.

Nanobebe US Inc., Ex. 1002, Page 592
Nanobebe US Inc. v. Mayborn (UK) Limited et al.

Electronic Acknowledgement Receipt

EFS ID:	21297281
Application Number:	14551783
International Application Number:	
Confirmation Number:	6509
Title of Invention:	Baby Bottle With Flexible Nipple Regions
First Named Inventor/Applicant Name:	Arnold Rees
Customer Number:	2387
Filer:	Shawn E. Duckworth
Filer Authorized By:	
Attorney Docket Number:	JM-4.2
Receipt Date:	23-JAN-2015
Filing Date:	24-NOV-2014
Time Stamp:	17:08:20
Application Type:	Utility under 35 USC 111(a)

Payment information:

Submitted with Payment	no

File Listing:

Document Number	Document Description	File Name	File Size(Bytes)/ Message Digest	Multi Part /.zip	Pages (if appl.)
1	Transmittal Letter	JM-4-2-Transmittal_Letter.pdf	253739 bf1119afb5a529653cb2b1db285ac1a21d6c6b4d	no	1

Warnings:	
Information:	

2		JM-4-2-IDS.pdf	3928190 4605fc879ecdd8bbbb3a39fa6644eae5be1a669e	yes	12

	Multipart Description/PDF files in .zip description		
	Document Description	**Start**	**End**
	Transmittal Letter	1	2
	Information Disclosure Statement (IDS) Form (SB08)	3	12

Warnings:

Information:

3	Application Data Sheet	JM-4-2_Supplemental_Application_Data_Sheet.pdf	2500396 59c0a87dc147005ffb8cbffa089eeeee2d3388c4	no	6

Warnings:

Information:

This is not an USPTO supplied ADS fillable form

Total Files Size (in bytes):	6682325

This Acknowledgement Receipt evidences receipt on the noted date by the USPTO of the indicated documents, characterized by the applicant, and including page counts, where applicable. It serves as evidence of receipt similar to a Post Card, as described in MPEP 503.

New Applications Under 35 U.S.C. 111
If a new application is being filed and the application includes the necessary components for a filing date (see 37 CFR 1.53(b)-(d) and MPEP 506), a Filing Receipt (37 CFR 1.54) will be issued in due course and the date shown on this Acknowledgement Receipt will establish the filing date of the application.

National Stage of an International Application under 35 U.S.C. 371
If a timely submission to enter the national stage of an international application is compliant with the conditions of 35 U.S.C. 371 and other applicable requirements a Form PCT/DO/EO/903 indicating acceptance of the application as a national stage submission under 35 U.S.C. 371 will be issued in addition to the Filing Receipt, in due course.

New International Application Filed with the USPTO as a Receiving Office
If a new international application is being filed and the international application includes the necessary components for an international filing date (see PCT Article 11 and MPEP 1810), a Notification of the International Application Number and of the International Filing Date (Form PCT/RO/105) will be issued in due course, subject to prescriptions concerning national security, and the date shown on this Acknowledgement Receipt will establish the international filing date of the application.

IN THE UNITED STATES PATENT AND TRADEMARK OFFICE

Applicant/Assignee	Jackel International Limited	)	Confirmation No. 6509
		)	
Inventors:	Arnold Rees, et al.	)	Group Art Unit: 3643
		)	
Serial No.:	14/551,783	)	Examiner: Not Yet Assigned
		)	
Filed:	November 24, 2014	)	Atty. Docket No.: JM-4.2
		)	
For:	Baby Bottle With Flexible Nipple Regions	)	

TRANSMITTAL LETTER

Commissioner for Patents
P. O. Box 1450
Alexandria, VA 22313-1450

Certificate of EFS-Web Transmission
I hereby certify that this correspondence and any document referred to therein is being transmitted via the U.S. Patent and Trademark Office electronic filing system (EFS-Web) to the USPTO on January 23, 2015.
Printed name of person signing this certificate:
Arne M. Olson (Reg. No. 30,203).
Signature: /Arne M. Olson/

Sir:

Enclosed herewith for filing in the above case are the Transmittal of Information Disclosure Statement, Form PTO/SB/08a, and a Supplemental Application Data Sheet where the Application Number is added to the header of pages 1-6, the Application Status of App. No. 13/364,557 was changed to Patented and the Patent Number and Issue Date were added on page 4, and the filing date of App. No. 11/630,864 was corrected on page 4.

Respectfully submitted,

Dated: January 23, 2015

By /Arne M. Olson/
Arne M. Olson
(Reg. No. 30,203)

CUSTOMER NO. 002387
OLSON & CEPURITIS, LTD.
20 North Wacker Drive, 36th Floor
Chicago, Illinois 60606
(312) 580-1180

IN THE UNITED STATES PATENT AND TRADEMARK OFFICE

Applicant/Assignee	Jackel International Limited	) Confirmation No. 6509
Inventors:	Arnold Rees, et al.	) Group Art Unit: 3643
Serial No.:	14/551,783	) Examiner: Not Yet Assigned
Filed:	November 24, 2014	) Atty. Docket No.: JM-4.2
For:	Baby Bottle With Flexible Nipple Regions	)

INFORMATION DISCLOSURE STATEMENT

MAIL STOP AMENDMENT/IDS
Commissioner for Patents
P. O. Box 1450
Alexandria, VA 22313-1450

Certificate of EFS-Web Transmission
I hereby certify that this correspondence and any document referred to therein is being transmitted via the U.S. Patent and Trademark Office electronic filing system (EFS-Web) to the USPTO on January 23, 2015.
Printed name of person signing this certificate: Arne M. Olson (Reg. No. 30,203).
Signature: /Arne M. Olson/

Sir:

Pursuant to 37 C.F.R. §1.56, §1.97 and §1.98, patent and non-patent literature documents that may be material to the patentability of this application are listed on the attached form PTO/SB/08A. This application is a continuation of Application No. 13/364,557, filed February 2, 2012, which is a continuation of Application No. 11/630,864 filed September 20, 2007, and relies on the effective filing dates of the foregoing applications. The listed references are of record in the foregoing applications. Therefore, copies of the cited documents are not enclosed.

The cited documents disclose numerous specific features. There has been no attempt to enumerate each and every feature disclosed by each document, however. The Examiner is requested to review these documents and to determine the extent of the materiality of the document disclosures, if any, with respect to the present invention.

The discussion of any art and the citation of any document herein is not to be construed as an admission that the art or document disclosure is necessarily within the invention field of endeavor, that the art or document disclosure is necessarily prior in time to a particular date which may be relevant to the instant patent application, and/or that the art or document disclosure is otherwise necessarily prior art as defined by the patent law with respect to the instant invention and application.

Applicants reserve the right to later set forth how the claimed invention is distinguished over the disclosure of any document or other art, including the disclosures of the art and documents recited herein, as well as documents that may be cited by the Examiner in rejecting a claim in the instant patent application.

The recitation herein of the art and documents is not to be construed as an assertion that more pertinent art could not possibly be in existence.

Respectfully submitted,

Dated: January 23, 2015

By /Arne M. Olson/
Arne M. Olson
(Reg. No. 30,203)

CUSTOMER NO. 002387
OLSON & CEPURITIS, LTD.
20 North Wacker Drive
36th Floor
Chicago, Illinois 60606
(312) 580-1180

UNITED STATES PATENT AND TRADEMARK OFFICE

UNITED STATES DEPARTMENT OF COMMERCE
United States Patent and Trademark Office
Address: COMMISSIONER FOR PATENTS
P.O. Box 1450
Alexandria, Virginia 22313-1450
www.uspto.gov

APPLICATION NUMBER	FILING OR 371(C) DATE	FIRST NAMED APPLICANT	ATTY. DOCKET NO./TITLE
14/551,783	11/24/2014	Arnold Rees	JM-4.2

CONFIRMATION NO. 6509

2387
Olson & Cepuritis, LTD.
20 NORTH WACKER DRIVE
36TH FLOOR
CHICAGO, IL 60606

NOTICE

OC000000072375386

Date Mailed: 12/12/2014

INFORMATIONAL NOTICE TO APPLICANT

Applicant is notified that the above-identified application contains the deficiencies noted below. No period for reply is set forth in this notice for correction of these deficiencies. However, if a deficiency relates to the inventor's oath or declaration, the applicant must file an oath or declaration in compliance with 37 CFR 1.63, or a substitute statement in compliance with 37 CFR 1.64, executed by or with respect to each actual inventor no later than the expiration of the time period set in the "Notice of Allowability" to avoid abandonment. See 37 CFR 1.53(f).

The item(s) indicated below are also required and should be submitted with any reply to this notice to avoid further processing delays.

- A properly executed inventor's oath or declaration has not been received for the following inventor(s):
  Arnold Rees
  Ian Webb
  Mark Armstrong
  Tom Cotton

Nanobebe US Inc., Ex. 1002, Page 598
Nanobebe US Inc. v. Mayborn (UK) Limited et al.

PATENT APPLICATION FEE DETERMINATION RECORD

Substitute for Form PTO-875

Application or Docket Number: 14/551,783

APPLICATION AS FILED - PART I

FOR	(Column 1) NUMBER FILED	(Column 2) NUMBER EXTRA	SMALL ENTITY RATE($)	SMALL ENTITY FEE($)	OR	OTHER THAN SMALL ENTITY RATE($)	OTHER THAN SMALL ENTITY FEE($)
BASIC FEE (37 CFR 1.16(a), (b), or (c))	N/A	N/A	N/A			N/A	280
SEARCH FEE (37 CFR 1.16(k), (i), or (m))	N/A	N/A	N/A			N/A	600
EXAMINATION FEE (37 CFR 1.16(o), (p), or (q))	N/A	N/A	N/A			N/A	720
TOTAL CLAIMS (37 CFR 1.16(i))	17 minus 20 =	*			OR	x 80 =	0.00
INDEPENDENT CLAIMS (37 CFR 1.16(h))	3 minus 3 =	*				x 420 =	0.00
APPLICATION SIZE FEE (37 CFR 1.16(s))	If the specification and drawings exceed 100 sheets of paper, the application size fee due is $310 ($155 for small entity) for each additional 50 sheets or fraction thereof. See 35 U.S.C. 41(a)(1)(G) and 37 CFR 1.16(s).						0.00
MULTIPLE DEPENDENT CLAIM PRESENT (37 CFR 1.16(j))							0.00
* If the difference in column 1 is less than zero, enter "0" in column 2.			TOTAL			TOTAL	1600

APPLICATION AS AMENDED - PART II

		(Column 1) CLAIMS REMAINING AFTER AMENDMENT		(Column 2) HIGHEST NUMBER PREVIOUSLY PAID FOR	(Column 3) PRESENT EXTRA	SMALL ENTITY RATE($)	SMALL ENTITY ADDITIONAL FEE($)	OR	OTHER THAN SMALL ENTITY RATE($)	OTHER THAN SMALL ENTITY ADDITIONAL FEE($)
AMENDMENT A	Total (37 CFR 1.16(i))	*	Minus	**	=	x =		OR	x =	
	Independent (37 CFR 1.16(h))	*	Minus	***	=	x =		OR	x =	
	Application Size Fee (37 CFR 1.16(s))									
	FIRST PRESENTATION OF MULTIPLE DEPENDENT CLAIM (37 CFR 1.16(j))							OR		
						TOTAL ADD'L FEE		OR	TOTAL ADD'L FEE	

		(Column 1) CLAIMS REMAINING AFTER AMENDMENT		(Column 2) HIGHEST NUMBER PREVIOUSLY PAID FOR	(Column 3) PRESENT EXTRA	SMALL ENTITY RATE($)	SMALL ENTITY ADDITIONAL FEE($)	OR	OTHER THAN SMALL ENTITY RATE($)	OTHER THAN SMALL ENTITY ADDITIONAL FEE($)
AMENDMENT B	Total (37 CFR 1.16(i))	*	Minus	**	=	x =		OR	x =	
	Independent (37 CFR 1.16(h))	*	Minus	***	=	x =		OR	x =	
	Application Size Fee (37 CFR 1.16(s))									
	FIRST PRESENTATION OF MULTIPLE DEPENDENT CLAIM (37 CFR 1.16(j))							OR		
						TOTAL ADD'L FEE		OR	TOTAL ADD'L FEE	

* If the entry in column 1 is less than the entry in column 2, write "0" in column 3.

** If the "Highest Number Previously Paid For" IN THIS SPACE is less than 20, enter "20".

*** If the "Highest Number Previously Paid For" IN THIS SPACE is less than 3, enter "3".

The "Highest Number Previously Paid For" (Total or Independent) is the highest found in the appropriate box in column 1.

UNITED STATES PATENT AND TRADEMARK OFFICE

UNITED STATES DEPARTMENT OF COMMERCE
United States Patent and Trademark Office
Address: COMMISSIONER FOR PATENTS
P.O. Box 1450
Alexandria, Virginia 22313-1450
www.uspto.gov

APPLICATION NUMBER	FILING or 371(c) DATE	GRP ART UNIT	FIL FEE REC'D	ATTY.DOCKET.NO	TOT CLAIMS	IND CLAIMS
14/551,783	11/24/2014	3643	1740	JM-4.2	17	3

CONFIRMATION NO. 6509

2387
Olson & Cepuritis, LTD.
20 NORTH WACKER DRIVE
36TH FLOOR
CHICAGO, IL 60606

FILING RECEIPT

OC000000072375385

Date Mailed: 12/12/2014

Receipt is acknowledged of this non-provisional patent application. The application will be taken up for examination in due course. Applicant will be notified as to the results of the examination. Any correspondence concerning the application must include the following identification information: the U.S. APPLICATION NUMBER, FILING DATE, NAME OF APPLICANT, and TITLE OF INVENTION. Fees transmitted by check or draft are subject to collection. Please verify the accuracy of the data presented on this receipt. **If an error is noted on this Filing Receipt, please submit a written request for a Filing Receipt Correction. Please provide a copy of this Filing Receipt with the changes noted thereon. If you received a "Notice to File Missing Parts" for this application, please submit any corrections to this Filing Receipt with your reply to the Notice. When the USPTO processes the reply to the Notice, the USPTO will generate another Filing Receipt incorporating the requested corrections**

Inventor(s)

Arnold Rees, Newcastle Upon Tyne, UNITED KINGDOM;
Ian Webb, London, UNITED KINGDOM;
Mark Armstrong, Wales, UNITED KINGDOM;
Tom Cotton, London, UNITED KINGDOM;

Applicant(s)

Jackel International Limited, Northumberland, UNITED KINGDOM

Assignment For Published Patent Application

Jackel International Limited, Northumberland, UNITED KINGDOM

Power of Attorney: None

Domestic Priority data as claimed by applicant

This application is a CON of 13/364,557 02/02/2012 PAT 8910810
which is a CON of 11/630,864 09/20/2007 PAT 8181800 *
(*)Data provided by applicant is not consistent with PTO records.

Foreign Applications for which priority is claimed (You may be eligible to benefit from the **Patent Prosecution Highway** program at the USPTO. Please see http://www.uspto.gov for more information.) - None.
Foreign application information must be provided in an Application Data Sheet in order to constitute a claim to foreign priority. See 37 CFR 1.55 and 1.76.

If Required, Foreign Filing License Granted: 12/12/2014
The country code and number of your priority application, to be used for filing abroad under the Paris Convention, is **US 14/551,783**
Projected Publication Date: 03/26/2015

Nanobebe US Inc., Ex. 1002, Page 600
Nanobebe US Inc. v. Mayborn (UK) Limited et al.

Non-Publication Request: No

Early Publication Request: No

Title

Baby Bottle With Flexible Nipple Regions

Preliminary Class

119

Statement under 37 CFR 1.55 or 1.78 for AIA (First Inventor to File) Transition Applications: No

PROTECTING YOUR INVENTION OUTSIDE THE UNITED STATES

Since the rights granted by a U.S. patent extend only throughout the territory of the United States and have no effect in a foreign country, an inventor who wishes patent protection in another country must apply for a patent in a specific country or in regional patent offices. Applicants may wish to consider the filing of an international application under the Patent Cooperation Treaty (PCT). An international (PCT) application generally has the same effect as a regular national patent application in each PCT-member country. The PCT process **simplifies** the filing of patent applications on the same invention in member countries, but **does not result** in a grant of "an international patent" and does not eliminate the need of applicants to file additional documents and fees in countries where patent protection is desired.

Almost every country has its own patent law, and a person desiring a patent in a particular country must make an application for patent in that country in accordance with its particular laws. Since the laws of many countries differ in various respects from the patent law of the United States, applicants are advised to seek guidance from specific foreign countries to ensure that patent rights are not lost prematurely.

Applicants also are advised that in the case of inventions made in the United States, the Director of the USPTO must issue a license before applicants can apply for a patent in a foreign country. The filing of a U.S. patent application serves as a request for a foreign filing license. The application's filing receipt contains further information and guidance as to the status of applicant's license for foreign filing.

Applicants may wish to consult the USPTO booklet, "General Information Concerning Patents" (specifically, the section entitled "Treaties and Foreign Patents") for more information on timeframes and deadlines for filing foreign patent applications. The guide is available either by contacting the USPTO Contact Center at 800-786-9199, or it can be viewed on the USPTO website at http://www.uspto.gov/web/offices/pac/doc/general/index.html.

For information on preventing theft of your intellectual property (patents, trademarks and copyrights), you may wish to consult the U.S. Government website, http://www.stopfakes.gov. Part of a Department of Commerce initiative, this website includes self-help "toolkits" giving innovators guidance on how to protect intellectual property in specific countries such as China, Korea and Mexico. For questions regarding patent enforcement issues, applicants may call the U.S. Government hotline at 1-866-999-HALT (1-866-999-4258).

Nanobebe US Inc., Ex. 1002, Page 601
Nanobebe US Inc. v. Mayborn (UK) Limited et al.

LICENSE FOR FOREIGN FILING UNDER

Title 35, United States Code, Section 184

Title 37, Code of Federal Regulations, 5.11 & 5.15

GRANTED

The applicant has been granted a license under 35 U.S.C. 184, if the phrase "IF REQUIRED, FOREIGN FILING LICENSE GRANTED" followed by a date appears on this form. Such licenses are issued in all applications where the conditions for issuance of a license have been met, regardless of whether or not a license may be required as set forth in 37 CFR 5.15. The scope and limitations of this license are set forth in 37 CFR 5.15(a) unless an earlier license has been issued under 37 CFR 5.15(b). The license is subject to revocation upon written notification. The date indicated is the effective date of the license, unless an earlier license of similar scope has been granted under 37 CFR 5.13 or 5.14.

This license is to be retained by the licensee and may be used at any time on or after the effective date thereof unless it is revoked. This license is automatically transferred to any related applications(s) filed under 37 CFR 1.53(d). This license is not retroactive.

The grant of a license does not in any way lessen the responsibility of a licensee for the security of the subject matter as imposed by any Government contract or the provisions of existing laws relating to espionage and the national security or the export of technical data. Licensees should apprise themselves of current regulations especially with respect to certain countries, of other agencies, particularly the Office of Defense Trade Controls, Department of State (with respect to Arms, Munitions and Implements of War (22 CFR 121-128)); the Bureau of Industry and Security, Department of Commerce (15 CFR parts 730-774); the Office of Foreign AssetsControl, Department of Treasury (31 CFR Parts 500+) and the Department of Energy.

NOT GRANTED

No license under 35 U.S.C. 184 has been granted at this time, if the phrase "IF REQUIRED, FOREIGN FILING LICENSE GRANTED" DOES NOT appear on this form. Applicant may still petition for a license under 37 CFR 5.12, if a license is desired before the expiration of 6 months from the filing date of the application. If 6 months has lapsed from the filing date of this application and the licensee has not received any indication of a secrecy order under 35 U.S.C. 181, the licensee may foreign file the application pursuant to 37 CFR 5.15(b).

SelectUSA

The United States represents the largest, most dynamic marketplace in the world and is an unparalleled location for business investment, innovation, and commercialization of new technologies. The U.S. offers tremendous resources and advantages for those who invest and manufacture goods here. Through SelectUSA, our nation works to promote and facilitate business investment. SelectUSA provides information assistance to the international investor community; serves as an ombudsman for existing and potential investors; advocates on behalf of U.S. cities, states, and regions competing for global investment; and counsels U.S. economic development organizations on investment attraction best practices. To learn more about why the United States is the best country in the world to develop technology, manufacture products, deliver services, and grow your business, visit http://www.SelectUSA.gov or call +1-202-482-6800.

PTO/AIA/15 (03-13)
Approved for use through 01/31/2014. OMB 0651-0032
U.S. Patent and Trademark Office; U.S. DEPARTMENT OF COMMERCE
Under the Paperwork Reduction Act of 1995 no persons are required to respond to a collection of information unless it displays a valid OMB control number

UTILITY PATENT APPLICATION TRANSMITTAL

(Only for new nonprovisional applications under 37 CFR 1.53(b))

Attorney Docket No.	JM-4.2
First Named Inventor	Arnold Rees, et al.
Title	Baby Bottle With Flexible Nipple Regions
Express Mail Label No.	

APPLICATION ELEMENTS

See MPEP chapter 600 concerning utility patent application contents.

1. [✔] **Fee Transmittal Form** (PTO/SB/17 or equivalent)
2. [ ] **Applicant asserts small entity status.** See 37 CFR 1.27
3. [ ] **Applicant certifies micro entity status.** See 37 CFR 1.29. Applicant must attach form PTO/SB/15A or B or equivalent.
4. [✔] **Specification** [*Total Pages* 16] Both the claims and abstract must start on a new page. *(See MPEP § 608.01(a) for information on the preferred arrangement)*
5. [✔] **Drawing(s)** (35 U.S.C. 113) [*Total Sheets* 6]
6. **Inventor's Oath or Declaration** [*Total Pages* ____] *(including substitute statements under 37 CFR 1.64 and assignments serving as an oath or declaration under 37 CFR 1.63(e))*
   a. [ ] Newly executed (original or copy)
   b. [ ] A copy from a prior application (37 CFR 1.63(d))
7. [✔] **Application Data Sheet** ** See note below.* See 37 CFR 1.76 (PTO/AIA/14 or equivalent)
8. **CD-ROM or CD-R** in duplicate, large table, or Computer Program (*Appendix*)
   [ ] Landscape Table on CD
9. **Nucleotide and/or Amino Acid Sequence Submission** (*if applicable, items a. – c. are required*)
   a. [ ] Computer Readable Form (CRF)
   b. [ ] Specification Sequence Listing on:
      i. [ ] CD-ROM or CD-R (2 copies); or
      ii. [ ] Paper
   c. [ ] Statements verifying identity of above copies

ADDRESS TO: **Commissioner for Patents, P.O. Box 1450, Alexandria, VA 22313-1450**

ACCOMPANYING APPLICATION PAPERS

10. [ ] **Assignment Papers** (cover sheet & document(s)) Name of Assignee ____
11. [ ] **37 CFR 3.73(c) Statement** (*when there is an assignee*) [ ] **Power of Attorney**
12. [ ] **English Translation Document** (*if applicable*)
13. [ ] **Information Disclosure Statement** (PTO/SB/08 or PTO-1449)
    [ ] Copies of citations attached
14. [ ] **Preliminary Amendment**
15. [ ] **Return Receipt Postcard** (*MPEP § 503*) (*Should be specifically itemized*)
16. [ ] **Certified Copy of Priority Document(s)** (*if foreign priority is claimed*)
17. [ ] **Nonpublication Request** Under 35 U.S.C. 122(b)(2)(B)(i). Applicant must attach form PTO/SB/35 or equivalent.
18. [ ] **Other:** ____

***Note**: (1) Benefit claims under 37 CFR 1.78 and foreign priority claims under 1.55 **must** be included in an Application Data Sheet (ADS).
(2) For applications filed under 35 U.S.C. 111, the application must contain an ADS specifying the applicant if the applicant is an assignee, person to whom the inventor is under an obligation to assign, or person who otherwise shows sufficient proprietary interest in the matter. See 37 CFR 1.46(b).

19. CORRESPONDENCE ADDRESS

[✔] The address associated with Customer Number: 02387 **OR** [ ] Correspondence address below

Name					
Address					
City		State		Zip Code	
Country		Telephone		Email	

Signature	/Arne M. Olson/	Date	November 24, 2014
Name (Print/Type)	Arne M. Olson	Registration No. (Attorney/Agent)	30203

This collection of information is required by 37 CFR 1.53(b). The information is required to obtain or retain a benefit by the public which is to file (and by the USPTO to process) an application. Confidentiality is governed by 35 U.S.C. 122 and 37 CFR 1.11 and 1.14. This collection is estimated to take 12 minutes to complete, including gathering, preparing, and submitting the completed application form to the USPTO. Time will vary depending upon the individual case. Any comments on the amount of time you require to complete this form and/or suggestions for reducing this burden, should be sent to the Chief Information Officer, U.S. Patent and Trademark Office, U.S. Department of Commerce, P.O. Box 1450, Alexandria, VA 22313-1450. DO NOT SEND FEES OR COMPLETED FORMS TO THIS ADDRESS. **SEND TO: Commissioner for Patents, P.O. Box 1450, Alexandria, VA 22313-1450.**

If you need assistance in completing the form, call 1-800-PTO-9199 and select option 2.

Privacy Act Statement

The **Privacy Act of 1974 (P.L. 93-579)** requires that you be given certain information in connection with your submission of the attached form related to a patent application or patent. Accordingly, pursuant to the requirements of the Act, please be advised that: (1) the general authority for the collection of this information is 35 U.S.C. 2(b)(2); (2) furnishing of the information solicited is voluntary; and (3) the principal purpose for which the information is used by the U.S. Patent and Trademark Office is to process and/or examine your submission related to a patent application or patent. If you do not furnish the requested information, the U.S. Patent and Trademark Office may not be able to process and/or examine your submission, which may result in termination of proceedings or abandonment of the application or expiration of the patent.

The information provided by you in this form will be subject to the following routine uses:

1. The information on this form will be treated confidentially to the extent allowed under the Freedom of Information Act (5 U.S.C. 552) and the Privacy Act (5 U.S.C 552a). Records from this system of records may be disclosed to the Department of Justice to determine whether disclosure of these records is required by the Freedom of Information Act.
2. A record from this system of records may be disclosed, as a routine use, in the course of presenting evidence to a court, magistrate, or administrative tribunal, including disclosures to opposing counsel in the course of settlement negotiations.
3. A record in this system of records may be disclosed, as a routine use, to a Member of Congress submitting a request involving an individual, to whom the record pertains, when the individual has requested assistance from the Member with respect to the subject matter of the record.
4. A record in this system of records may be disclosed, as a routine use, to a contractor of the Agency having need for the information in order to perform a contract. Recipients of information shall be required to comply with the requirements of the Privacy Act of 1974, as amended, pursuant to 5 U.S.C. 552a(m).
5. A record related to an International Application filed under the Patent Cooperation Treaty in this system of records may be disclosed, as a routine use, to the International Bureau of the World Intellectual Property Organization, pursuant to the Patent Cooperation Treaty.
6. A record in this system of records may be disclosed, as a routine use, to another federal agency for purposes of National Security review (35 U.S.C. 181) and for review pursuant to the Atomic Energy Act (42 U.S.C. 218(c)).
7. A record from this system of records may be disclosed, as a routine use, to the Administrator, General Services, or his/her designee, during an inspection of records conducted by GSA as part of that agency's responsibility to recommend improvements in records management practices and programs, under authority of 44 U.S.C. 2904 and 2906. Such disclosure shall be made in accordance with the GSA regulations governing inspection of records for this purpose, and any other relevant (*i.e.*, GSA or Commerce) directive. Such disclosure shall not be used to make determinations about individuals.
8. A record from this system of records may be disclosed, as a routine use, to the public after either publication of the application pursuant to 35 U.S.C. 122(b) or issuance of a patent pursuant to 35 U.S.C. 151. Further, a record may be disclosed, subject to the limitations of 37 CFR 1.14, as a routine use, to the public if the record was filed in an application which became abandoned or in which the proceedings were terminated and which application is referenced by either a published application, an application open to public inspection or an issued patent.
9. A record from this system of records may be disclosed, as a routine use, to a Federal, State, or local law enforcement agency, if the USPTO becomes aware of a violation or potential violation of law or regulation.

Application Data Sheet 37 CFR 1.76	Attorney Docket Number	JM-4.2
	Application Number	
Title of Invention	Baby Bottle With Flexible Nipple Regions	

The application data sheet is part of the provisional or nonprovisional application for which it is being submitted. The following form contains the bibliographic data arranged in a format specified by the United States Patent and Trademark Office as outlined in 37 CFR 1.76.
This document may be completed electronically and submitted to the Office in electronic format using the Electronic Filing System (EFS) or the document may be printed and included in a paper filed application.

Secrecy Order 37 CFR 5.2

☐ Portions or all of the application associated with this Application Data Sheet may fall under a Secrecy Order pursuant to 37 CFR 5.2(Paper filers only. Applications that fall under Secrecy Order may not be filed electronically.)

Inventor Information:

Inventor 1 Remove

Legal Name

Prefix	Given Name	Middle Name	Family Name	Suffix
	Arnold		Rees	

Residence Information (Select One) ○ US Residency ◉ Non US Residency ○ Active US Military Service

City	Newcastle Upon Tyne	Country of Residence i	GB

Mailing Address of Inventor:

Address 1	9 Melmerby Close, Gosforth		
Address 2			
City	Newcastle Upon Tyne	**State/Province**	OT
Postal Code	NE3 5JA	**Country** i	GB

Inventor 2 Remove

Legal Name

Prefix	Given Name	Middle Name	Family Name	Suffix
	Ian		Webb	

Residence Information (Select One) ○ US Residency ◉ Non US Residency ○ Active US Military Service

City	London	Country of Residence i	GB

Mailing Address of Inventor:

Address 1	4 Leinstar Mews		
Address 2			
City	London	**State/Province**	OT
Postal Code	W2 3E4	**Country** i	GB

Inventor 3 Remove

Legal Name

Nanobebe US Inc., Ex. 1002, Page 605
Nanobebe US Inc. v. Mayborn (UK) Limited et al.

Application Data Sheet 37 CFR 1.76	Attorney Docket Number	JM-4.2
	Application Number	
Title of Invention	Baby Bottle With Flexible Nipple Regions	

Prefix	Given Name	Middle Name	Family Name	Suffix
	Mark		Armstrong	

Residence Information (Select One) ○ US Residency ◉ Non US Residency ○ Active US Military Service

City	Wales	Country of Residence i	GB

Mailing Address of Inventor:

Address 1	Pont Yr Afon Gam		
Address 2			
City	Ffestiniog, Gwynedd, Wales	State/Province	OT
Postal Code	LL414PS	Country i	GB

Inventor 4 Remove

Legal Name

Prefix	Given Name	Middle Name	Family Name	Suffix
	Tom		Cotton	

Residence Information (Select One) ○ US Residency ◉ Non US Residency ○ Active US Military Service

City	London	Country of Residence i	GB

Mailing Address of Inventor:

Address 1	131 Ashtonville Street		
Address 2			
City	London	State/Province	OT
Postal Code	SWI 85 AQ	Country i	GB

All Inventors Must Be Listed - Additional Inventor Information blocks may be generated within this form by selecting the **Add** button. Add

Correspondence Information:

Enter either Customer Number or complete the Correspondence Information section below.
For further information see 37 CFR 1.33(a).

☐ **An Address is being provided for the correspondence Information of this application.**

Customer Number	2387		
Email Address		Add Email	Remove Email

Nanobebe US Inc., Ex. 1002, Page 606
Nanobebe US Inc. v. Mayborn (UK) Limited et al.

Application Data Sheet 37 CFR 1.76	Attorney Docket Number	JM-4.2
	Application Number	
Title of Invention	Baby Bottle With Flexible Nipple Regions	

Application Information:

Title of the Invention	Baby Bottle With Flexible Nipple Regions		
Attorney Docket Number	JM-4.2	**Small Entity Status Claimed**	☐
Application Type	Nonprovisional		
Subject Matter	Utility		
Total Number of Drawing Sheets (if any)	6	**Suggested Figure for Publication (if any)**	4

Filing By Reference

Only complete this section when filing an application by reference under 35 U.S.C. 111(c) and 37 CFR 1.57(a). Do not complete this section if application papers including a specification and any drawings are being filed. Any domestic benefit or foreign priority information must be provided in the appropriate section(s) below (i.e., "Domestic Benefit/National Stage Information" and "Foreign Priority Information").

For the purposes of a filing date under 37 CFR 1.53(b), the description and any drawings of the present application are replaced by this reference to the previously filed application, subject to conditions and requirements of 37 CFR 1.57(a).

Application number of the previously filed application	Filing date (YYYY-MM-DD)	Intellectual Property Authority or Country i

Publication Information:

☐ Request Early Publication (Fee required at time of Request 37 CFR 1.219)

☐ **Request Not to Publish.** I hereby request that the attached application not be published under 35 U.S.C. 122(b) and certify that the invention disclosed in the attached application **has not and will not** be the subject of an application filed in another country, or under a multilateral international agreement, that requires publication at eighteen months after filing.

Representative Information:

Representative information should be provided for all practitioners having a power of attorney in the application. Providing this information in the Application Data Sheet does not constitute a power of attorney in the application (see 37 CFR 1.32).
Either enter Customer Number or complete the Representative Name section below. If both sections are completed the customer Number will be used for the Representative Information during processing.

Please Select One:	◉ Customer Number	○ US Patent Practitioner	○ Limited Recognition (37 CFR 11.9)
Customer Number	02387		

Additional Representative Information blocks may be generated within this form by selecting the **Add** button.

Domestic Benefit/National Stage Information:

This section allows for the applicant to either claim benefit under 35 U.S.C. 119(e), 120, 121, or 365(c) or indicate National Stage entry from a PCT application. Providing this information in the application data sheet constitutes the specific reference required by 35 U.S.C. 119(e) or 120, and 37 CFR 1.78.

Nanobebe US Inc., Ex. 1002, Page 607
Nanobebe US Inc. v. Mayborn (UK) Limited et al.

Application Data Sheet 37 CFR 1.76	Attorney Docket Number	JM-4.2
	Application Number	
Title of Invention	Baby Bottle With Flexible Nipple Regions	

Prior Application Status	Pending		Remove
Application Number	Continuity Type	Prior Application Number	Filing Date (YYYY-MM-DD)
	Continuation of	13/364557	2012-02-02

Prior Application Status	Patented			Remove	
Application Number	Continuity Type	Prior Application Number	Filing Date (YYYY-MM-DD)	Patent Number	Issue Date (YYYY-MM-DD)
13/364557	Continuation of	11/630864	2005-06-29	8181800	2012-05-22

Additional Domestic Benefit/National Stage Data may be generated within this form by selecting the **Add** button.

Foreign Priority Information:

This section allows for the applicant to claim priority to a foreign application. Providing this information in the application data sheet constitutes the claim for priority as required by 35 U.S.C. 119(b) and 37 CFR 1.55(d). When priority is claimed to a foreign application that is eligible for retrieval under the priority document exchange program (PDX) the information will be used by the Office to automatically attempt retrieval pursuant to 37 CFR 1.55(h)(1) and (2). Under the PDX program, applicant bears the ultimate responsibility for ensuring that a copy of the foreign application is received by the Office from the participating foreign intellectual property office, or a certified copy of the foreign priority application is filed, within the time period specified in 37 CFR 1.55(g)(1).

Remove

Application Number	Country	Filing Date (YYYY-MM-DD)	Access Code (if applicable)

Additional Foreign Priority Data may be generated within this form by selecting the **Add** button.

Statement under 37 CFR 1.55 or 1.78 for AIA (First Inventor to File) Transition Applications

☐ This application (1) claims priority to or the benefit of an application filed before March 16, 2013 and (2) also contains, or contained at any time, a claim to a claimed invention that has an effective filing date on or after March 16, 2013.
NOTE: By providing this statement under 37 CFR 1.55 or 1.78, this application, with a filing date on or after March 16, 2013, will be examined under the first inventor to file provisions of the AIA.

Authorization to Permit Access:

☐ Authorization to Permit Access to the Instant Application by the Participating Offices

Nanobebe US Inc., Ex. 1002, Page 608
Nanobebe US Inc. v. Mayborn (UK) Limited et al.

Application Data Sheet 37 CFR 1.76	Attorney Docket Number	JM-4.2
	Application Number	
Title of Invention	Baby Bottle With Flexible Nipple Regions	

If checked, the undersigned hereby grants the USPTO authority to provide the European Patent Office (EPO), the Japan Patent Office (JPO), the Korean Intellectual Property Office (KIPO), the World Intellectual Property Office (WIPO), and any other intellectual property offices in which a foreign application claiming priority to the instant patent application is filed access to the instant patent application. See 37 CFR 1.14(c) and (h). This box should not be checked if the applicant does not wish the EPO, JPO, KIPO, WIPO, or other intellectual property office in which a foreign application claiming priority to the instant patent application is filed to have access to the instant patent application.

In accordance with 37 CFR 1.14(h)(3), access will be provided to a copy of the instant patent application with respect to: 1) the instant patent application-as-filed; 2) any foreign application to which the instant patent application claims priority under 35 U.S.C. 119(a)-(d) if a copy of the foreign application that satisfies the certified copy requirement of 37 CFR 1.55 has been filed in the instant patent application; and 3) any U.S. application-as-filed from which benefit is sought in the instant patent application.

In accordance with 37 CFR 1.14(c), access may be provided to information concerning the date of filing this Authorization.

Applicant Information:

Providing assignment information in this section does not substitute for compliance with any requirement of part 3 of Title 37 of CFR to have an assignment recorded by the Office.

Applicant 1

If the applicant is the inventor (or the remaining joint inventor or inventors under 37 CFR 1.45), this section should not be completed. The information to be provided in this section is the name and address of the legal representative who is the applicant under 37 CFR 1.43; or the name and address of the assignee, person to whom the inventor is under an obligation to assign the invention, or person who otherwise shows sufficient proprietary interest in the matter who is the applicant under 37 CFR 1.46. If the applicant is an applicant under 37 CFR 1.46 (assignee, person to whom the inventor is obligated to assign, or person who otherwise shows sufficient proprietary interest) together with one or more joint inventors, then the joint inventor or inventors who are also the applicant should be identified in this section.

Clear

◉ Assignee	○ Legal Representative under 35 U.S.C. 117	○ Joint Inventor
○ Person to whom the inventor is obligated to assign.	○ Person who shows sufficient proprietary interest	

If applicant is the legal representative, indicate the authority to file the patent application, the inventor is:

Name of the Deceased or Legally Incapacitated Inventor :

If the Applicant is an Organization check here. ☒

Organization Name	Jackel International Limited

Mailing Address Information:

Address 1	Dudley Lane		
Address 2	Cramlington		
City	Northumberland	**State/Province**	OT
Country i	GB	Postal Code	NE23 7RH
Phone Number		Fax Number	

Nanobebe US Inc., Ex. 1002, Page 609
Nanobebe US Inc. v. Mayborn (UK) Limited et al.

Application Data Sheet 37 CFR 1.76	Attorney Docket Number	JM-4.2
	Application Number	
Title of Invention	Baby Bottle With Flexible Nipple Regions	

Email Address	

Additional Applicant Data may be generated within this form by selecting the Add button.

Assignee Information including Non-Applicant Assignee Information:

Providing assignment information in this section does not subsitute for compliance with any requirement of part 3 of Title 37 of CFR to have an assignment recorded by the Office.

Assignee 1

Complete this section if assignee information, including non-applicant assignee information, is desired to be included on the patent application publication . An assignee-applicant identified in the "Applicant Information" section will appear on the patent application publication as an applicant. For an assignee-applicant, complete this section only if identification as an assignee is also desired on the patent application publication.

If the Assignee or Non-Applicant Assignee is an Organization check here ☒

Organization Name	Jackel International Limited

Mailing Address Information For Assignee including Non-Applicant Assignee:

Address 1	Dudley Lane		
Address 2	Cramlington		
City	Northumberland	**State/Province**	OT
Country i	GB	Postal Code	NE23 7RH
Phone Number		Fax Number	
Email Address			

Additional Assignee or Non-Applicant Assignee Data may be generated within this form by selecting the Add button.

Signature:

NOTE: This form must be signed in accordance with 37 CFR 1.33. See 37 CFR 1.4 for signature requirements and certifications

Signature	/Arne M. Olson/				
First Name	Arne	Last Name	Olson	Registration Number	30203

Additional Signature may be generated within this form by selecting the Add button.

Nanobebe US Inc., Ex. 1002, Page 610
Nanobebe US Inc. v. Mayborn (UK) Limited et al.

BABY BOTTLE WITH FLEXIBLE NIPPLE REGIONS

Cross-Reference to Related Applications

This application is a continuation of pending U.S. Application Serial No. 13/364,557 filed on February 2, 2012, which was a continuation of U.S. Application Serial No. 11/630,864 filed on September 20, 2007 which was a national filing under § 371 of International Application PCT/GB2005/002532, with an international filing date of June 29, 2005, claiming priority from Great Britain Application No. GB2004/14560.3, with a filing date of June 29, 2004, now abandoned, and Great Britain Application No. GB2005/02599.4, with a filing date of February 8, 2005, now abandoned, all of which are herein incorporated by reference.

Technical Field

The invention relates to a drinking vessel with a nipple, in particular a baby bottle having a nipple of increased flexibility and functionality.

Background of the Invention

Various known teats have been designed to mimic the human breast in operation. One known teat is described in U.S. Pat. No. 6,645,228 and includes a stem and a base. The base has a bulbous region and an areola region from which the stem projects. The bulbous region has an upper region with a progressively thinning wall which acts as a spring element such that as an infant sucks on the teat the areola and stem move back and forth relative to the bulbous region.

Various problems arise with this arrangement. Movement of the areola region and stem relative to the bulbous region does not closely mimic the movement of the human breast during sucking. Furthermore because flexibility is provided upon a progressively thinning wall region, the amount of flexing and the point at which flexing takes place is undefined and unpredictable.

A second known teat is described in U.S. Pat. No. 6,745,912 B2 (Pigeon) including a series of parallel annular grooves on the inner surface of the nipple which allows stretching of the nipple but only in a constrained direction, and with the risk of flow blockage if the nipple collapses.

In addition, efforts are continuing to provide valved feeding bottles, in particular to allow air ingress to the teat. It is believed that this reduces the risk of colic which can otherwise occur as a result of negative pressure building up in the feeding bottle. Various known arrangements include slit valves of various types, however these are frail and difficult to machine. In another approach described in German patent DE19716535 a teat is provided with an inner annular resilient flange at its base which rests on a bottle rim when screwed down by a collar. Upon a negative pressure building up inside the drinking vessel the flange lifts from the vessel rim and air passes up through the collar and between the flange and the vessel rim.

In a similar arrangement described in European patent application EP151862 a teat includes a downwardly depending cylindrical flange at its base which seals against the inner top face of a vessel neck when deformed by being screwed down by a collar. Again a negative pressure inside the vessel lifts the flange away from the vessel neck so that air flows through the collar and between the neck and the flange into the vessel to relieve the pressure differential. Such arrangements rely on the correct amount of screw pressure being applied by the user on fixing the teat which can give rise to varied levels of valving between uses. Furthermore the introduction of a circumferential flange increases material costs.

Summary of the Invention

The invention is set out in the claims. According to a first embodiment, because the flex region is provided in the areola portion allowing the teat portion and/or areola portion to move towards and away from one another a more natural feeding action is provided. Furthermore, because of the inclusion of a plurality of flex channels the point of flexure is clearly defined. According to a second

embodiment, because of the provision of a helical flow formation on the inner face of the teat, continuous flow of liquid is allowed even when the teat collapses via the helical flow path while allowing extension of the teat and in particular a rotational or torsional extension. It will be understood that each of the terms "teat" and "nipple" embraces feeding bottle teats and nipples as well as soother teats and nipples, sometimes known as "baglets".

Embodiments of the invention will now be described by way of example with reference to the drawings.

Brief Description of the Drawings

FIG. 1 is a cross-sectional side view of a teat according to the present invention;

FIG. 2a is a side view of the teat of FIG. 1 in use in a first flexed position;

FIG. 2b is a side view of the teat of FIG. 1 in use in a second flexed position; and.

FIGS. 3a and 3b are end and side views respectively of a soother incorporating the teat of the present invention.

FIG. 4 which is a cross-sectional side view of a teat and vessel according to another aspect of the present invention;

FIG. 5a is a perspective view showing a teat valve in a first, closed configuration;

FIG. 5b is a perspective view showing a teat valve in a second, open configuration;

FIG. 6 is a partial perspective view of the underside of the teat, showing a lip valve;

FIG. 7a is an exploded perspective view showing assembly steps for a drinking vessel according to the invention;

FIG. 7b is a perspective view showing a first detail of an assembled vessel according to the present invention; and

FIG. 7c is a perspective view showing a second detail of an assembled vessel according to the present invention.

Detailed Description of the Invention

Referring firstly to FIG. 1 a teat 10 for use with a feeding bottle includes a teat portion 12, a base portion 14 and an areola portion 16 therebetween. A flange 18 extends from the base of the base portion to allow fixing to a feeding bottle (not

shown) in any appropriate known manner. The base portion may also include a one-way air-inlet valve of any appropriate type for example an integrally moulded duck-bill valve (not shown). The teat has circular symmetry around an axis A running through the center of the teat.

The areola portion 16 includes a flex region 20 comprising three grooves or flex channels 22 extending around an inner surface of the areola portion effectively forming circular thinned regions parallel/concentric with each other about the axis A and hence surrounding the teat portion. The flex region 20 is generally provided between a transition region 24 separating the base portion 14 and the areola portion 16 and a transition region 26 separating the areola portion 16 and the teat portion 12. The flex region 20 allows flexing of the teat as described in more detail below.

The teat can be formed in any appropriate manner, for example compression or injection moulding and formed of any appropriate elastic material such as silicone, latex or thermoplastic elastomer (TPE). Injection moulded silicone provides a particularly desirable degree of elasticity in the teat portion. The teat portion 12 is preferably thinner in cross-section than the remainder of the teat or is co-moulded with a more flexible material to allow additional flexing of the teat portion relative to the teat as a whole. The teat can have a texture such as a skin-like texture moulded or otherwise patterned on to its surface.

As shown in FIGS. 2a and 2b, in operation an infant drinks from the teat mounted on a bottle, the infant's tongue 50 contacting the teat portion 12, the infant's teeth or gums 52 contacting the transition portion 26 and the infant's lips 54 contacting the areola portion 16 generally at the flex region 20. As a result, as the infant sucks on the teat, the teat portion and areola portion flex towards and away from one another by virtue of respective collapsing and extending of the flex region around the flexed channels 22. In particular, as can be seen in FIG. 2a, reduced suction on the teat portion 12 towards the base portion 14 relaxes the flexible reduced suction whereas, as shown in FIG. 2b, suction on the teat portion 12 away from the base portion 14 collapses the flexible region 20 extending the teat portion

and areola portion away from one another.

The back and forth motion of the teat portion 12 mimics very closely the natural movement of the human breast during suckling or sucking of the infant by effectively allowing the teat to move and stretch as skin moves and stretches. The grooves or channels further visually define an areola area and are placed at an area of the teat which is also a non-bite area. The flexible portion also provides a pumping action on liquid in the bottle as the teat portion oscillates or reciprocates back and forth.

FIGS. 3a and 3b show a soother 30 employing a teat or baglet 31 according to the first embodiment of the present invention. The teat 31 includes a teat portion 32, a base portion 34 and an areola portion 36 therebetween. The teat 31 is generally hollow and is secured at the base portion 34 to a shield 38, having a ring or handle 39, with the areola portion 36 forming a non-bite portion of the teat 31. A flex region 37, is situated at the non-bite areola portion 36, and comprises grooves or channels extending around the inner surface of the teat 31 at the areola portion 36. As an infant sucks on the teat 31, the teat portion 32 flexes back and forth as a result of the respective collapsing and extending of the flex region 37 grooves. As before, this back and forth movement mimics the movement of a human breast during suckling, but with the flex region in a non-bite area.

Referring to FIG. 4, it will be seen that according to another aspect a teat assembly 140 is mounted on an infant drinking vessel 112. The teat assembly 40 includes a teat 110 having a teat portion 114 forming a nipple having drink apertures 115 at its upper end, a base portion 116 mountable to the drinking vessel and an areola region 118 therebetween. The teat 110 is textured and shaped to mimic the human breast and can, for example have skin-like texture varying between the teat portion, areola region and base portion, similar to the human breast. The teat can indeed be coloured to mirror human skin colour including ethnic skin colours. The shape of the teat is also similar to the human breast, the base portion 116 being shaped like a breast and having a wide, domed

configuration. The areola portion 118 rises from the base portion 116 to the teat portion 114 at an angle to the horizontal, that is to say, with a component of inclination parallel to the teat portion 114, allowing better pursing by the infant so that they can close their lips effectively around the teat, and again mimicking the human breast such that the experience of the infant is as similar as possible to the natural experience of breast feeding.

The teat 110 is formed from an elastomer with walls of decreasing thickness from the base portion 116 through to the teat 114 providing a more realistic flexing characteristic. The areola portion 118 further includes undulating grooves 120 forming, in cross-section, a wavy profile on the inner surface of the areola portion 118 and extending circumferentially. In the embodiments shown three such grooves are formed adjacent one another providing a bellows action as well as flexing in a direction perpendicular to the flow direction and increasing the flexibility especially in conjunction with the decreasing wall thickness providing a more natural stretching characteristic and sensory feedback to the infant. Yet further, the teat can be textured on its outer and/or inner surface to enhance operation or realism of the teat as appropriate.

The teat portion 114 projects generally perpendicular to the mouth of the vessel 112 and is elongate for example of length 20 mm, again to mimic the extension of the human nipple during breast feeding. The teat portion has a generally rectangular cross-section with wall thickness 1.8 mm and diameter 13 mm. A tight pitch helical groove 122 of groove depth 0.9 mm (half the wall thickness) having for example three turns and 3 mm pitch is moulded or otherwise formed around the inner cylindrical vertical surface of the teat portion 114 to form a flow passage even when the teat portion is collapsed, for example under biting pressure from an infant. In addition the helical groove allows rotational or torsional compression and extension of the teat portion in the range of 5-6 mm and flexing parallel perpendicular to the flow direction, again more closely mimicking the human breast.

At the tip of the teat portion the apertures 115 comprise a variable flow valve, where the flow can either be selected by choosing a teat with appropriate apertures or a two or three crossed slit configuration can be provided allowing the infant to regulate flow. For example referring to FIGS. 5a and 5b, a teat 200 includes a teat portion 202 with a slit valve 204. As can be seen from FIG. 5b when pressure is applied in the longitudinal direction of the slit, for example bite pressure, the slit valve opens allowing fluid flow by application of compression and distortion pressure.

The teat assembly 140 is formed in a two-shot moulding process with elastomer forming the teat 110 and polypropylene forming a screw collar 130 which is integrally formed with the teat 110. As a result a resilient, cheaply and easily manufactured integral assembly is provided.

The screw collar 30 includes an internally threaded cylindrical portion 132 and a downwardly domed peripheral portion 134 surrounding it and extending from an upper end of the cylindrical portion 132. The domed portion 134 includes a horizontal outward annular flange 135 of thicker cross-section at its base. The teat 110 is over-moulded onto the screw collar 130 and the domed portion 134 terminates at a central circular orifice corresponding with an outer face of the neck 128 of the vessel 112, the over-moulded portion of the teat extending inwardly slightly from this position and terminating in a downwardly depending cylindrical flange 141.

As a result the screw collar provides structural strength and a strong screw fit, but the resilient material of the teat portion 140 provides sealing. In particular the threaded cylindrical portion 132 of the screw collar screws on to the outwardly threaded neck 128 of the vessel 112 and the top, innermost edge of the domed portion 134 abuts the outer face of the neck 128. Because the teat material 110 overhangs the inner edge 139 of the domed portion 134, when the teat assembly 140 is screwed down, the overhanging portion seals against the top rim of the neck 128 and the downward cylindrical flange 141 forms an elastomer sealing ring

sealing against the top inner face of the vessel neck 128. The teat 110 includes a vent passage 126 through the elastomer material and substantially at the periphery. A discontinuous flap or lip valve portion 123 projects down from the flange 141 in a portion of the periphery only in the vicinity of the vent passage 126.

Because of the resilience of the flange portion, when an infant sucks on the teat, reducing pressure within the vessel, the lip valve 123 will flex away from the neck 128 of the vessel 112. In the region of the vent 126 in the teat 110, this allows venting between the interior of the vessel and atmosphere through the teat. Referring to FIG. 6 the lip valve 124 can be seen viewed from the underside. In the embodiment shown it will be seen that a passage 125 actually passes through the lip valve, communicating with the vent passage 126. In that case the aperture to the passage 125 will seal against the inner face of the vessel in the sealed configuration and unseal to provide a passage.

Alternatively the slit valve 124 can comprise a flap which flexes away from the interior surface to allow communication with a vent passage as described above.

The teat assembly 140 also has a positive engagement stop providing tactile feedback to ensure that the teat assembly is corrected tightened on the vessel and allows the lip valve to seal effectively. Referring to FIGS. 7a to 7c, for example, it will be seen that a vessel 400 receives a handle portion 402 and a teat screw collar 404, corresponding to the screw collar 130 described above but with the elastomer teat 10 removed for the purposes of clarity of understanding.

The handle portion 402 includes a cut-out portion 406 which cooperates with projections 408a, 408b on the vessel to locate the handle portion in a predetermined position. The handle portion is placed over the vessel and located in the desired orientation and then the collar 404, including an internal thread portion allowing mounting on the vessel 400 is screwed into position as described above, securing the handle portion 402 in place.

As can best be seen in FIG. 7b, the collar portion 404 includes an internal

lug 410 which projects inwardly from the inner face and engages against a stop feature on the screw threaded portion of the vessel 400 formed by the projections 408a, 408b such that the teat 110 "clicks" into a desired position. As a result a controlled compression on the lip valve 124 is obtained such that a consistent and repeatable valving action is obtained on each use. In particular the projections 408a, 408b are separated by a recess, 408c best seen in FIG. 7c. When the collar 404 is screwed into place the lug 410 passes over the projection 408b which has a ramp towards the recess 408c. After the lug 410 has ridden up the ramp it drops into the recess 408c and is obstructed from further movement by the planar face of the projection 408a. The lug 410 further prevents the collar 404 from being unscrewed by virtue of its engagement with the abutting face of the projection 408b. However the lug 410 and projection 408b have chamfered or radiussed abutting faces such that, on application of sufficient unscrewing pressure, the lug 410 rides over the chamfered face of the projection 408b and then down the ramp allowing the collar to be fully unscrewed.

In operation the vessel is filled with drinking liquid and the teat assembly 140 is screwed on until positive engagement is detected (for example a discernable "click") meaning that it is correctly fitted. When the infant then drinks from the vessel the pressure difference pulls the lip valve 124 away from the inner face of the neck 128 of the vessel 112 allowing venting through vent passage 126 and hence reducing the risk of colic. Because of the provision of the lip valve there is no requirement for providing slits and a natural, robust and resilient valve assembly is provided. Furthermore, the valve is formed during the moulding operation and requires no secondary operation for its formation providing commercial and manufacturing benefits. Yet further as a single vent passage is provided at one point on the teat, the risk of leakage is reduced, especially as the vent passes through the teat rather than around the vessel neck.

It will be appreciated that the teat can be formed of any material and can be any appropriate shape which may be, for example, non-symmetrical such as a

shaped or orthodontic teat or even more closely mimicking the shape of the human breast. Different teat configurations can be provided to grow with different ages of infant. For example the teat portion can be made progressively longer as the age of the infant who will be using the teat increases and/or the texture can be made less prominent, for example ranging from coarse for new-borns through fine to gloss.

In the teat of the first embodiment, the flex channels in the flex region can be of any appropriate profile for example square, semi-circular or triangular in cross-section and can be provided on the inner or outer surface of the teat and in any appropriate number. Instead of providing thinned regions the flexed channels can be formed by a concertina or bellows configurations moulded into the teat or any other appropriate hinge or fold mechanism. Furthermore features of either the first or second embodiment can be interchanged or juxtaposed with one another or implemented in other types of drinking vessel cover as appropriate. For example the lip valve can be implemented in a trainer cup cover, a sports bottle or other vessel closures capable of forming a partial vacuum in a vessel in use.

It will be appreciated that whilst the Figures show a soother comprising a teat of the first embodiment, the invention also encompasses a soother comprising a teat of the second embodiment. The soother comprising the teat and shield/ring components can be formed from any appropriate material. For example, the teat can be formed from silicone, latex or Thermoplastic Elastomer (TPE), whilst the shield and ring can be formed from thermoplastic materials such as polypropylene PP, polycarbonate PC or similar material blends as appropriate. Furthermore, the soother can be manufactured by any appropriate moulding method.

WHAT IS CLAIMED IS:

1) A feeding bottle comprising:

a) a nipple having:

a teat portion having a variable wall thickness including an aperture,

a base portion having a wall thickness in a domed configuration,

an areola portion between the teat portion and the base portion,

a flange having a downwardly depending cylindrical portion and connected to the base portion,

a vent passage extending through the base portion,

the vent passage having an air valve below a top edge of a collar, and

the flange being arranged to seal with a vessel;

b) the vessel having:

an open top with a first diameter,

a body with a second diameter,

the body being connected with the open top, and

the first diameter of the open top being less than the second diameter of the body;

c) the collar having:

an internally threaded cylindrical portion,

a downwardly domed peripheral portion surrounding and extending from the cylindrical portion, and

d) the nipple being secured to the vessel with the flange of the nipple being captured between the collar and the open top of the vessel.

2) The feeding bottle of claim 1 wherein the vessel has two indentations.

3) The feeding bottle of claim 1 wherein the flange forms an elastomer sealing ring sealing against the top of the vessel.

4) The feeding bottle of claim 1 wherein the open top of the vessel comprises a vessel neck.

5) The feeding bottle of claim 1 wherein the open top of the vessel comprises an outwardly threaded vessel neck.

6) The feeding bottle of claim 1 wherein the internally threaded cylindrical portion of the collar is sized to mate with the open top of the vessel.

7) The feeding bottle of claim 1 wherein the collar comprises polyproplyene.

8) The feeding bottle of claim 1 wherein the air valve is a one-way air-inlet valve.

9) A feeding bottle comprising:

a) a nipple having:

a teat portion including an aperture,

a base portion having a domed configuration,

a flange having a downwardly depending cylindrical portion and

connected to the base portion,

a vent passage extending through the base portion,

the vent passage having an air valve below a top edge of a collar, and

the flange being arranged to seal with a vessel;

b) the vessel having:

an open top with a first diameter,

a body with a second diameter,

the body being connected with the open top, and

the first diameter of the open top being less than the second diameter of the body;

c) the collar having:

an internally threaded cylindrical portion,

a downwardly domed peripheral portion surrounding and extending from the cylindrical portion,

the domed peripheral portion having a horizontal outward annular flange at its base, and

d) the nipple being secured to the vessel with the flange of the nipple being captured between the collar and the open top of the vessel.

10) The feeding bottle of claim 9 wherein the horizontal outward annular flange is thicker than the domed peripheral portion.

11) The feeding bottle of claim 9 wherein the diameter of the horizontal

outward annular flange is less than the diameter of the vessel body.

12) The feeding bottle of claim 9 wherein the domed peripheral portion terminates at a central circular orifice corresponding with the open top of the vessel.

13) A feeding bottle comprising:

a) a nipple having:

a teat portion having a groove around its inner cylindrical vertical surface and a flow valve,

a base portion having a domed configuration,

an areola portion between the teat portion and the base portion,

a flange having a downwardly depending cylindrical portion and connected to the base portion,

a vent passage extending through a periphery of the base portion,

the vent passage having an air valve, and

the flange being arranged to seal with a vessel;

b) the vessel having:

an open top with a first diameter,

a body with a second diameter,

the body being connected with the open top, and

the first diameter of the open top being less than the second diameter of the body;

c) the collar having:

an internally threaded cylindrical portion,

a downwardly domed peripheral portion extending from the cylindrical portion, and

d) the nipple being secured to the vessel with the flange of the nipple being captured between the collar and the open top of the vessel.

14) The feeding bottle of claim 13 wherein a outer surface of the teat portion has a first texture and a outer surface of the areola portion has a second texture.

15) The feeding bottle of claim 13 wherein an inner surface of the areola portion has at least one groove extending circumferentially.

16) The feeding bottle of claim 13 wherein the teat walls decrease in thickness from the base portion through to the teat portion.

17) The feeding bottle of claim 13 wherein the air valve is located below a top edge of the collar.

Abstract of the Disclosure

According to a first embodiment, a feeding bottle comprises a vessel, collar, and nipple. The nipple comprises a base portion, a teat portion, an areola portion allowing movement of the teat portion towards and away from the base portion. According to a second embodiment, a feeding bottle comprises a vessel, collar, nipple and handle portion removeably secured to the vessel by the collar. The invention includes a flexible region or regions to provide a more natural feeding by closely mimicking the human breast.

Nanobebe US Inc., Ex. 1002, Page 626
Nanobebe US Inc. v. Mayborn (UK) Limited et al.

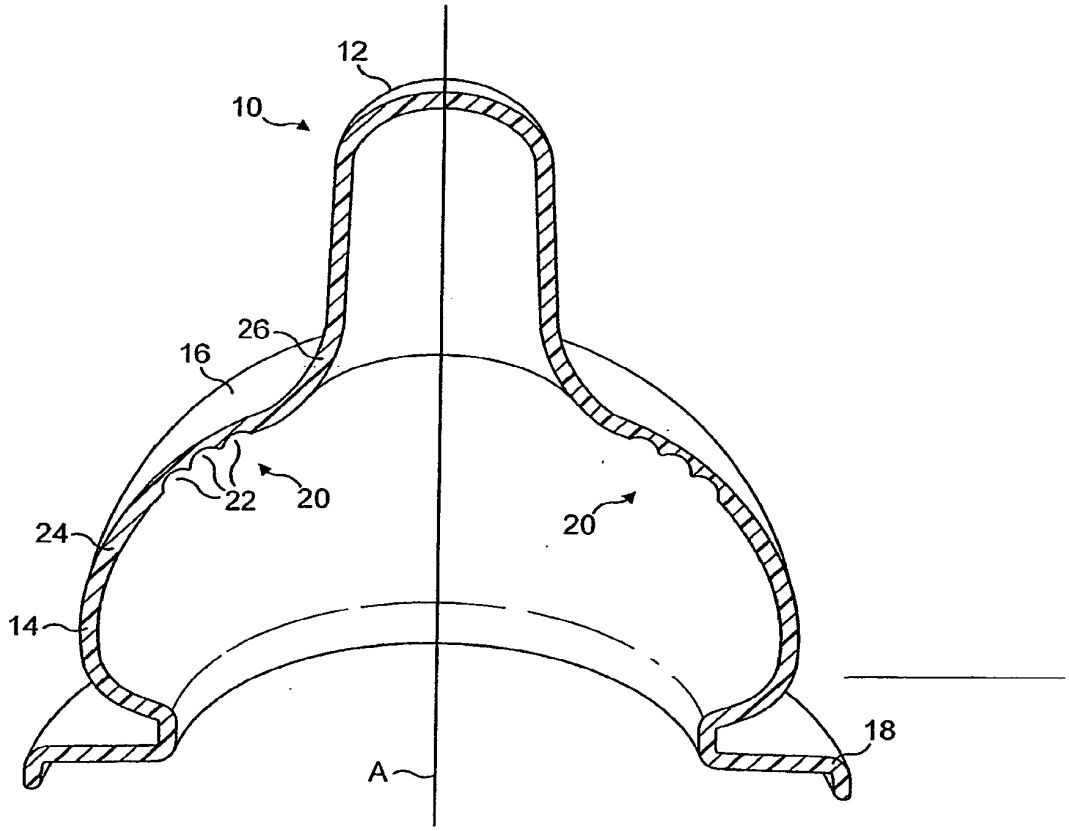

FIG. 1

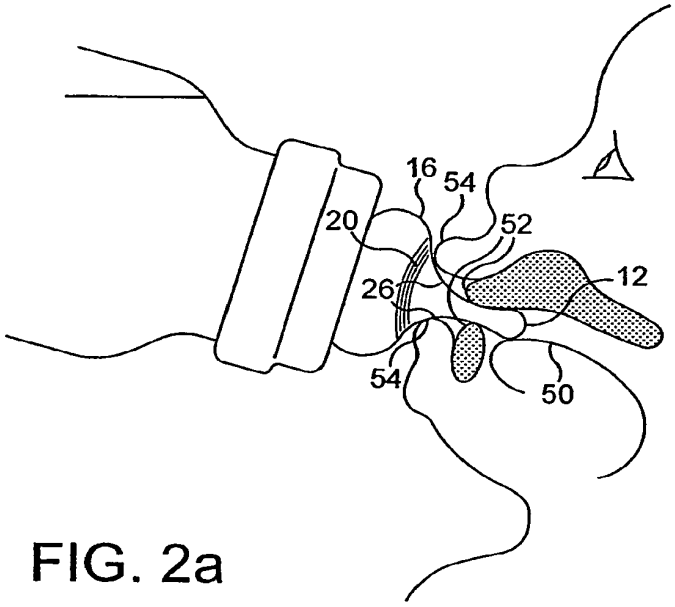

FIG. 2a

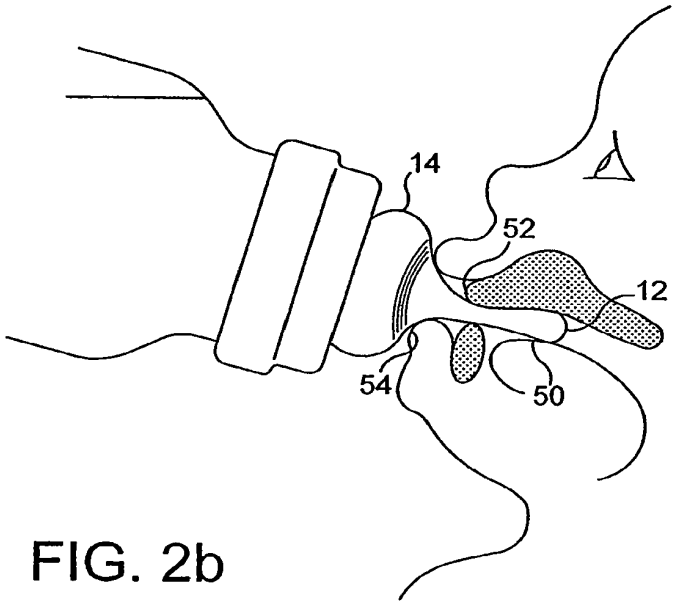

FIG. 2b

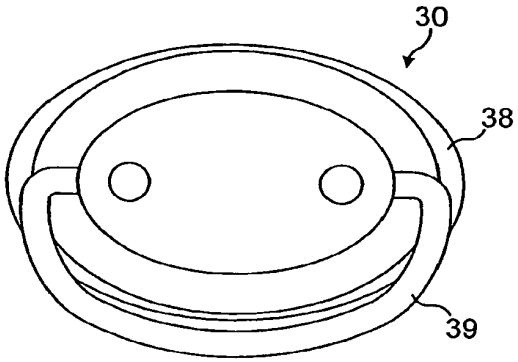

FIG. 3a

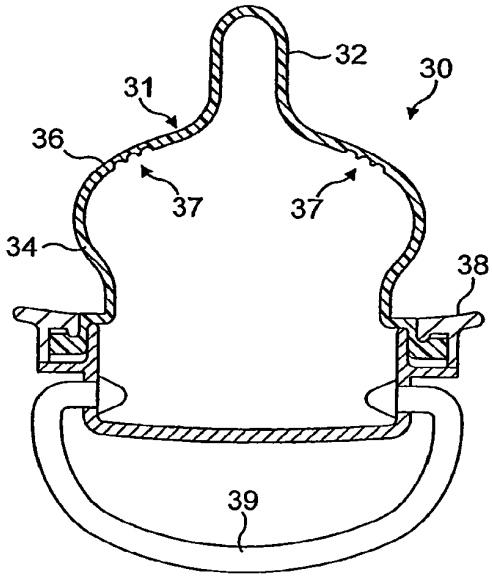

FIG. 3b

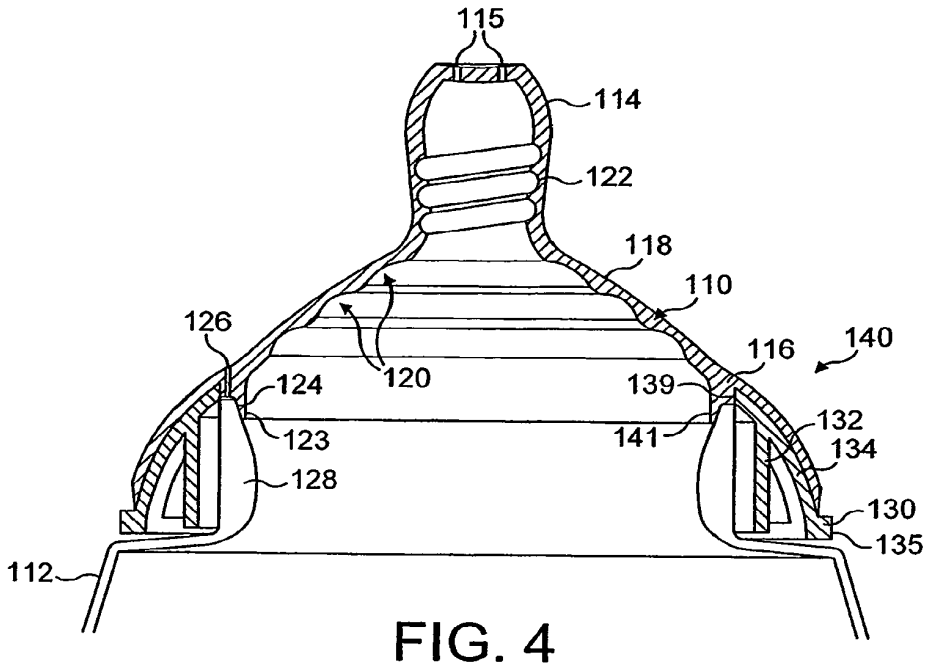

FIG. 4

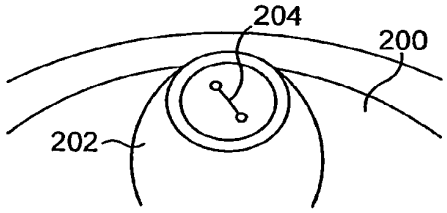

FIG. 5a

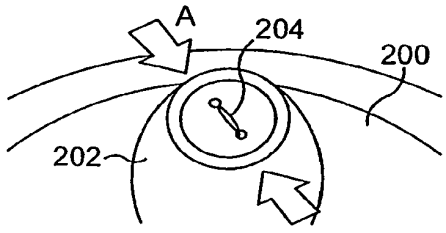

FIG. 5b

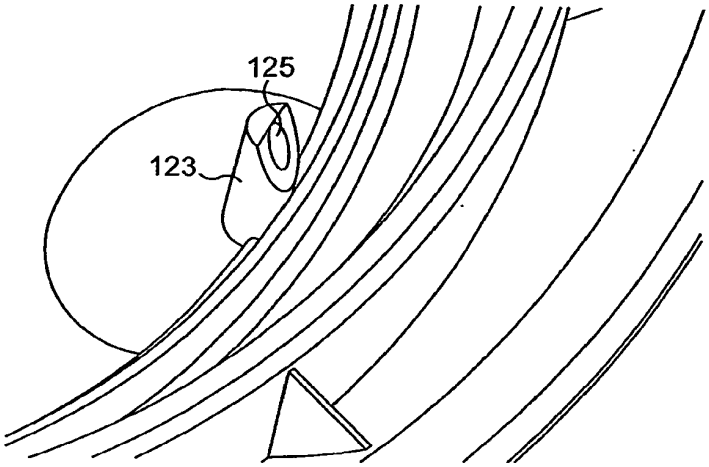

FIG. 6

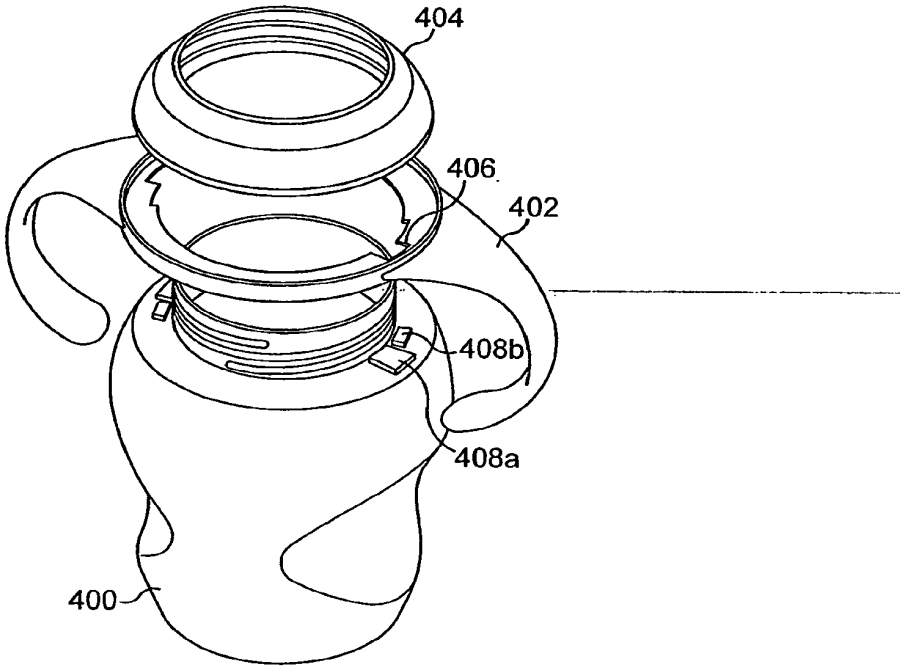

FIG. 7a

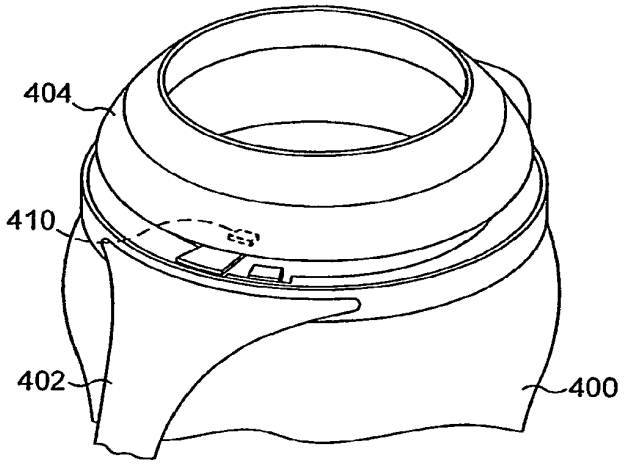

FIG. 7b

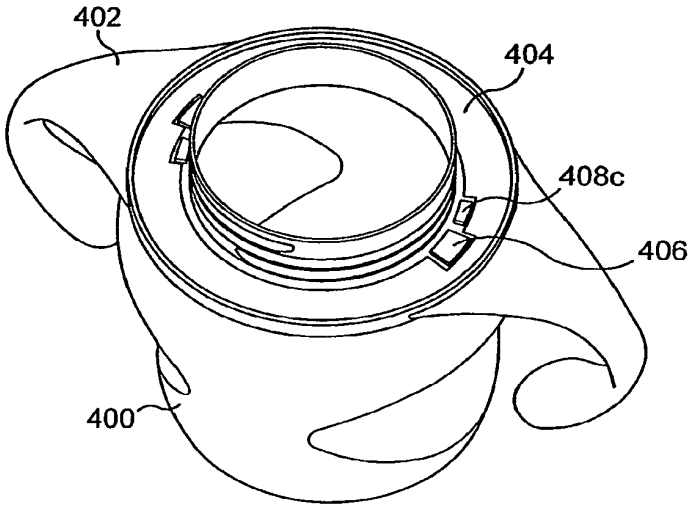

FIG. 7c

Electronic Patent Application Fee Transmittal

Application Number:	
Filing Date:	
Title of Invention:	Baby Bottle With Flexible Nipple Regions
First Named Inventor/Applicant Name:	Arnold Rees
Filer:	Shawn E. Duckworth/Jill Dykstra
Attorney Docket Number:	JM-4.2

Filed as Large Entity

Utility under 35 USC 111(a) Filing Fees

Description	Fee Code	Quantity	Amount	Sub-Total in USD($)
Basic Filing:				
Utility application filing	1011	1	280	280
Utility Search Fee	1111	1	600	600
Utility Examination Fee	1311	1	720	720
Pages:				
Claims:				
Miscellaneous-Filing:				
Petition:				
Patent-Appeals-and-Interference:				

Description	Fee Code	Quantity	Amount	Sub-Total in USD($)
Post-Allowance-and-Post-Issuance:				
Extension-of-Time:				
Miscellaneous:				
		Total in USD ($)		**1600**

Electronic Acknowledgement Receipt

EFS ID:	20784426
Application Number:	14551783
International Application Number:	
Confirmation Number:	6509
Title of Invention:	Baby Bottle With Flexible Nipple Regions
First Named Inventor/Applicant Name:	Arnold Rees
Customer Number:	2387
Filer:	Shawn E. Duckworth/Jill Dykstra
Filer Authorized By:	Shawn E. Duckworth
Attorney Docket Number:	JM-4.2
Receipt Date:	24-NOV-2014
Filing Date:	
Time Stamp:	16:13:35
Application Type:	Utility under 35 USC 111(a)

Payment information:

Submitted with Payment	yes
Payment Type	Deposit Account
Payment was successfully received in RAM	$1600
RAM confirmation Number	5813
Deposit Account	150508
Authorized User	

The Director of the USPTO is hereby authorized to charge indicated fees and credit any overpayment as follows:

Charge any Additional Fees required under 37 C.F.R. Section 1.16 (National application filing, search, and examination fees)

Charge any Additional Fees required under 37 C.F.R. Section 1.17 (Patent application and reexamination processing fees)

File Listing:

Document Number	Document Description	File Name	File Size(Bytes)/ Message Digest	Multi Part /.zip	Pages (if appl.)
1	Transmittal Letter	JM-4-2-Transmittal.pdf	275511 e342b8c4071c003ebcd95476ae1563c975782c5d	no	2
Warnings:					
Information:					
2	Application Data Sheet	JM-4-2-ADS.pdf	126457 eca9f3780e4ed02aabf254cda214d4426967446a	no	6
Warnings:					
Information:					
This is not an USPTO supplied ADS fillable form					
3		JM-4-2-pap.pdf	128602 1adf262fe10b4b24dc50795958d2f288409e2583	yes	16

Multipart Description/PDF files in .zip description

Document Description	Start	End
Specification	1	10
Claims	11	15
Abstract	16	16

Warnings:					
Information:					
4	Drawings-only black and white line drawings	JM-4-2-Drawings.pdf	247472 dfc8371cadf9a7f36d6cd77add9659384bcfa198	no	6
Warnings:					
Information:					
5	Fee Worksheet (SB06)	fee-info.pdf	32939 8d54933d14c2854aca3a160cd7be9bdb1ddbd481	no	2
Warnings:					
Information:					
		Total Files Size (in bytes):	810981		

This Acknowledgement Receipt evidences receipt on the noted date by the USPTO of the indicated documents, characterized by the applicant, and including page counts, where applicable. It serves as evidence of receipt similar to a Post Card, as described in MPEP 503.

New Applications Under 35 U.S.C. 111

If a new application is being filed and the application includes the necessary components for a filing date (see 37 CFR 1.53(b)-(d) and MPEP 506), a Filing Receipt (37 CFR 1.54) will be issued in due course and the date shown on this Acknowledgement Receipt will establish the filing date of the application.

National Stage of an International Application under 35 U.S.C. 371

If a timely submission to enter the national stage of an international application is compliant with the conditions of 35 U.S.C. 371 and other applicable requirements a Form PCT/DO/EO/903 indicating acceptance of the application as a national stage submission under 35 U.S.C. 371 will be issued in addition to the Filing Receipt, in due course.

New International Application Filed with the USPTO as a Receiving Office

If a new international application is being filed and the international application includes the necessary components for an international filing date (see PCT Article 11 and MPEP 1810), a Notification of the International Application Number and of the International Filing Date (Form PCT/RO/105) will be issued in due course, subject to prescriptions concerning national security, and the date shown on this Acknowledgement Receipt will establish the international filing date of the application.

Document code: WFEE

United States Patent and Trademark Office
Sales Receipt for Accounting Date: 12/12/2014

SDUONG SALE #00000038 Mailroom Dt: 11/24/2014 150508 14551783
01 FC : 1051 140.00 DA