Filed: May 17, 2023

UNITED STATES PATENT AND TRADEMARK OFFICE

BEFORE THE PATENT TRIAL AND APPEAL BOARD

LG ELECTRONICS INC., LG ELECTRONICS U.S.A., INC. AND GOOGLE LLC.

Petitioners,

v.

SPACETIME3D, INC.

Patent Owner

Case IPR2023-00578

U.S. Patent No. 9,696,868

DECLARATION OF EDDIE BAKHASH

I, E. Eddie Bakhash, declare and state:

1. I am the President and founder of SpaceTime3D, Inc. ("SpaceTime3D"), and I am the sole inventor of U.S. Patent No. 9,696,868 ("the '868 Patent"), entitled "System and Method for Providing Three-Dimensional Graphical User Interface." I make this Declaration in support of Patent Owner's Preliminary Response to Petition for *Inter Partes* Review of the '868 Patent ("Petition").

2. In addition to being the inventor of the '868 Patent, I am also the inventor of several other pending and issued United States patents, including U.S. Patent Nos. 7,735,018 ("the '018 Patent"), 8,881,048 ("the '048 Patent"), 9,304,654 ("the '654 Patent"), and 11,112,931, and U.S. Patent Application Nos. 17/388,948, 17/388,970, 17/388,937, and 17/888,453, all disclosing and claiming new and novel two-dimensional ("2D") and three-dimensional ("3D") graphical user interfaces ("GUIs").

3. I have a bachelor of science degree from New York University Stern School of Business. I also have over 20 years of work experience in the computer industry, during which time I designed and developed several 2D and 3D GUIs, including GUIs for SpaceTime3D and AmericanPearl.com, Inc. As such, I consider myself a person of ordinary skill in the art ("POSITA") with respect to the subject matter of the '868 Patent.

4. SpaceTime3D is an application software company incorporated in New York, NY. It is also the assignee of the '868 Patent, a true and correct copy of which is attached as **Exhibit A**. The '868 Patent is a continuation of

the application resulting in the '654 Patent, which is a continuation of the application resulting in the '048 Patent, which is a continuation of the application resulting in the '018 Patent, which claims priority to a provisional patent application that was filed on September 13, 2005, Serial No. 60/717,019.

5. The '868 Patent provides "an improved three-dimensional graphical user interface." According to the specification, "[b]ecause the 3D GUI creates the illusion of infinite space in 3D, it can create a visual history of the user's computing session, whereby the user can visit past visual computing events (or a snapshot in time) by simply navigating to previously recorded states or viewpoints. Accordingly, the 3D GUI can function as a visual chronological history of the user's computing session." Exhibit A at col. 5, ll. 18-32.

6. The '868 Patent specification describes several ways of presenting and interacting with information in 3D space. The claimed invention focuses on one way, where images of applications are presented in 3D space, and individual applications are interacted with, one at a time, in 2D space. In particular, Claim 1 of the '868 Patent provides for a 3D GUI where (1) a user provides a plurality of inputs, (2) corresponding applications are open in 2D space, and (3) images of the applications are generated and presented in 3D space (the GUI switches from 2D to 3D space), arranged chronologically, with the first one being in the foreground, the second one in the background, etc. *Id.* at col. 38, l. 40 – col. 39, l. 51.

7. When the user interacts with the first image (in the foreground), a corresponding active application is presented to the user in 2D space (the GUI

switches from 3D to 2D space), where the application replaces the plurality of images. *Id*. The user can then interact with the application in 2D space to modify the application-specific data associated therewith. *Id*.

8. In other words, the claimed invention allows the user to open applications in 2D space, browse through open applications (or images thereof) in 3D space, and modify a particular application by switching from 3D space, where the plurality of images are presented, to 2D space, where an active application (corresponding to the selected image) is presented. The claimed invention further provides that when switching from 2D to 3D, the plurality of images replaces the applications visible in 2D space, and when switching from 3D to 2D, the selected application replaces the plurality of images. *Id*. It is this switching back-and-forth between 2D and 3D space, with images in 3D space being updated to where the user last left off, that creates "a visual chronological history of the user's computing session." *See*, *e.g.*, *id*. at col. 5, ll. 18-32.

9. The claims of the '868 Patent are particularly advantageous in ultra-mobile personal computer ("UMPC") devices (*e.g.*, smartphones) having limited screen sizes, reduced processing power, and limited electrical (*e.g.*, battery) power, by allowing a user to interact with a first, active application in 2D space, and switching to a second, active application by (i) replacing the first application in 2D space with images of a plurality of applications in 3D space, (ii) allowing the user to select an image of the second application, and (iii) replacing the plurality of images in 3D space with the second, active application in 2D space.

10. By interacting with individual, active applications in 2D space and scrolling through images of a plurality of webpages in 3D space, which is a non-conventional technique that exploits the fact that images of applications can be more easily manipulated in 3D space than the active applications themselves, the claimed invention improves the functionality of the computing (*e.g.*, UMPC) devices by requiring less power, minimal (or reduced) processing, and smaller screen sizes.

11. The '868 Patent specifically identifies problems with the conventional system of inputting information into a computer to achieve a given output, which involves a series of tedious steps—repetitive mouse clicks and keyboard inputs—to run applications and documents or navigate to certain information. *See*, *e.g.*, *id*. at col. 1, ll. 41-58. To switch to a different application or document on a computer, the user often has to close his/her current applications and documents, hide them or overlap them on a finite desktop display by drawing them on top of each other, and then mine through folder within folder to find them again at a later date. Because the user's desktop screen real estate is finite, he/she must redo these same tasks over and over again. *Id.*

12. This conventional system wastes the end user's time by (1) requiring many mouse clicks to open and close applications and/or documents, (2) requiring the user to remember the combinations of programs and documents he/she may need for a given purpose, and (3) requiring the user to create elaborate hierarchical folder systems to aid in the process of storing and recalling applications and/or documents. *Id.*

13. In 2007, SpaceTime3D released a 3D web browser, generally referred to as "SpaceTime." The web browser incorporated features of the claimed invention in that it allowed a user to navigate through a plurality of webpages by presenting images of the webpages in 3D space. When the user double-clicked on a particular image, the corresponding webpage was presented in 2D space, allowing the user to interact with the webpage to acquire additional information (*e.g.*, another webpage via a link embedded therein, etc.). As in the claimed invention, the webpage presented in 2D space replaces the plurality of images presented in 3D space, and vice versa.

14. The SpaceTime web browser received praise by technical journals and newspapers, including but not limited to the *San Jose Mercury News*, *The Washington Post*, *The Wall Street Journal*, *The Economist*, *Popular Science*, *PC World*, *Tech Digest*, *TechNewsWorld,* and InternetNews.com. A true and correct copy of an article from the *San Jose Mercury News*, entitled "3-D Software Shows Promise," is attached hereto as **Exhibit B**; a true and correct copy of an article from *TechCrunch*, entitled "SpaceTime: 3D Browser Eye Candy," is attached hereto as **Exhibit C**; a true and correct copy of an article from *TechNewsWorld*, discussing the "Product of the Week," is attached hereto as **Exhibit D**; and another article from TechNewsWorld entitled "SpaceTime Browser Adds New Dimension to Search, is attached as **Exhibit E**.

15. For instance, reporter Dean Takahashi of the *San Jose Mercury News* exclaimed that SpaceTime3D's product "is the most advanced 3-D navigation system I've seen." *See* **Exhibit B**. Greg Kumparak of *TechCrunch* stated that "[i]t's difficult to describe the user experience … [i]t's pure eye

candy" (*see* **Exhibit C**), and Rob Enderle of TechNewsWorld stated that "I can already image SpaceTime's tag line: We don't do searches – we make search results amazing" (*see* **Exhibit D**).

16. It was not just the 3D browsing that was found to be "eye candy," but the incorporation of the claimed invention, where users can switch back and forth between 3D and 2D space, where images of webpages are presented in 3D space and individual, active webpages are presented in 2D space. For example, reporter Jack Germain of TechNewsWorld wrote that "[w]ith SpaceTime, I have an unlimited 3-D space. This lets me map out my browsing progress in a visual time line, treating each Web site as an object that I can manipulate and rearrange within the 3-D environment. SpaceTime also lets me alternate between 3-D and 2-D perspectives by double clicking on a 3-D display and then clicking the Return button. This process eliminates the hassle of reading and closing pop-up windows and clicking on the Back button." *See* **Exhibit E**.

17. Samsung Electronics, the manufacturer of the Galaxy smartphone, was also impressed by SpaceTime3D and its technology. For example, on February 1, 2008, a Samsung USA employee in charge of purchasing new technologies emailed SpaceTime3D: "Hello, my name is Young Choi with Samsung Electronics America. It seems like your 3d browser can be at its best when it is used in UMPC [mobile devices]. Samsung has a number of UMPC products, and I would like to find out if SpaceTime is planning to introduce a browser targeted penetrate in UMPC." *See* **Exhibit F**. Attached hereto as **Exhibits F-J** are true and correct copies of emails between SpaceTime3D and

Samsung.

18. I responded to Samsung's inquiry, explaining that by placing SpaceTime3D on UMPCs, SpaceTime3D offers an advanced, cutting-edge 3D graphical user interface that eliminates the restrictions of the 2D Vista graphical user interface on small devices (difficult to input information and find things) by allowing end users to (1) easily shuffle through information in small spaces and (2) interact with their information in 3D by changing perspectives when necessary.

19. I was then invited to attend the "2nd Samsung Sourcing Conference and Event" in order to "discuss future collaboration with Samsung Digital Media Groups." *See* **Exhibit G**. According to Samsung, "[t]his event will provide an opportunity for us to get an understanding of Spacetime technology and solutions to discuss its applicability to our Digital Media Products. Samsung is looking forward to discussing potential collaboration to implement Spacetime's technology to our Digital Media Groups." *See id*.

20. I attended the event on or around May 19-21, 2008, and provided Samsung with a PowerPoint presentation to facilitate the parties' discussion of a potential licensing arrangement. That presentation made clear that SpaceTime3D's technology was (at that time) patent-pending.

21. Following the Conference, Samsung USA notified me that Samsung Electronics, in Korea, would also like to review SpaceTime3D's technology, and on June 4, 2008, Samsung USA invited me "to travel to Korea to meet with [their] UI engineers in Suwon for further technical discussions and demos." *See* **Exhibit H**.

22. While I was unable to travel to South Korea, I did meet with Samsung in San Jose, California, and continued to provide Samsung with information regarding SpaceTime3D's technology.

23. Negotiations between the parties continued into 2010. For example, on April 16, 2010, Samsung noted "excit[ement] to hear that [SpaceTime3D] just released a very powerful new GUI for tablets and netbooks," inquired about the "basic platform," expressed a "love to see the new development of [SpaceTime3D's] technology," and asked that SpaceTime3D "[p]lease send [them] the changes and improvements you've make [sic] until now. Samsung's new tablet runs Android so I'm wondering if your browser is compatible." *See* **Exhibit I**. At this time, Samsung offered to "start talking about technical collaboration and potential co-development agreement," first "by getting our engineers interested by showing them what SpaceTime is offering and how it makes the user experience better." *See* **Exhibit J**.

24. While discussions with Samsung broke down, years later, after litigation involving the '868 Patent, Samsung (via a confidential "Settlement and License Agreement") acquired licenses to several SpaceTime3D patents, including the '868 Patent. Earlier this month, LG Electronics Inc. also acquired a license to the '868 Patent via a confidential "Settlement and License Agreement," resulting in the termination of LG's involvement in this Petition.

25. The back and forth between SpaceTime3D and Samsung, the articles in trade journals and newspapers touting SpaceTime3D's web browser, and the Samsung and LG licenses, are evidence of commercial success,

recognition, and praise by others in the industry.

26. I have reviewed the Petition and the Exhibits filed therewith (APPLE1001-1026), including the Declaration of Dr. Henry Fuchs (APPLE1003). I respectfully disagree with Petitioners' and Dr. Fuchs' conclusions that the claims of the '868 Patent are invalid over U.S. Patent Publication No. 2005/0091596 ("Anthony") and U.S. Patent Publication No. 2005/0088447 ("Hanggie") (Ground 1a and 2a), Anthony, Hanggie, and U.S. Patent Publication No. 2006/0107229 ("Matthews") (Ground 1b and 2b), or Anthony, Hanggie, Matthews and U.S. Patent No. 6,414,677 ("Robertson").

27. First, the Petition relies on prior art that is cumulative to prior art that was considered by the Examiner during prosecution of the '868 Patent. During prosecution, SpaceTime3D distinguished its invention from several prior art references, including U.S. Patent Publication No. 2002/0033848 ("Sciammarella"), U.S. Patent No. 6,725,427 ("Freeman"), U.S. Patent No. 6,768,999 ("Prager"), U.S. Patent Publication No. 2001/0050687 ("Iida"), and U.S. Patent Publication No. 2003/0179231 ("Kamiwada"). These prior art references are virtually identical (in all material respects) to the prior art cited in the Petition.

28. Petitioners rely on Anthony for its disclosure of displaying items in a 3D space based on an "ordering attribute." In one embodiment the selected "ordering attribute" is chronological, "e.g., by using a date of creation or date of edit attribute as the ordering attribute." APPLE1007 at [0042]. However, as Petitioners point out, it is "*data objects*" (*e.g.*, digital photograph images, etc.) that are arranged based on the ordering attribute in Anthony, *not*

applications, as claimed. Pet. at 23-24.

29. Petitioners argue that "a POSITA would have understood and found it obvious that a plurality of application windows could be organized and represented within Anthony's timeline." Pet. at 23. I disagree. Anthony provides that in an alternate embodiment, "file type" can be an ordering attribute. *See*, *e.g.*, APPLE1007 at [0042] and [0049] ("[I]f the ordering attribute were file type, the focal group header 602a might contain a label that simply says, 'Excel Spreadsheets' or some other file type as is known in the art."). Thus, a POSITA would understand that "data objects" (*i.e.*, files) can be organized by file type (*e.g.*, alphabetically, etc.)—not by "date of creation or date of edit" of each "file type," as Petitioners suggestion.

30. For example, Claim 1 provides that the plurality of images, which are images of at least a portion of application-specific data (*e.g.*, certain files) are arranged in 3D space "based on a last time that said user one of … opened said … application and interacted with [said application]." While doing so would allow a user to identify applications that were last opened or interacted with, allowing them to easily switch between recently used applications (*i.e.*, a feature of the claimed invention), it would not allow them to find a particular file from hundreds or thousands of files (*i.e.*, the purpose of Anthony). *See*, *e.g.*, APPLE1007 at [0001] ("[T]he invention provides systems and methods for enabling a user to more efficiently view, find, and select from a group of objects in a graphical user interface.").

31. In other words, Anthony arranges *all files* based on a particular ordering attribute (*e.g.*, date of creation, file type, etc.) to easily find a

particular file. While the claimed invention presents *certain files* (or images thereof) in 3D space, it only does so to illustrate open applications and where the user last left off, with each image being arranged based on when the corresponding application was last opened or interacted with. This "visual history" is not to find a particular file (as it would be of little to no value in doing so), but to easily switch from one open application to another. Thus, it would not have been obvious to a POSITA to modify Anthony as Petitioners suggest.

32. Anthony also does not disclose or suggest a 2D space, or switching back-and-forth between 2D and 3D space. Petitioners argue that this feature is disclosed in Hanggie. According to Petitioners, Hanggie teaches "control buttons [*e.g.*, a maximize button] enabling selection between 2D and 3D viewing modes." Pet. at 24. In particular, they argue that this is accomplished by clicking on the "maximize" button, which "would result in Anthony's user interface switching from a 3D timeline view … to a 2D view of the maximized window." *Id*. at 26. I emphatically disagree as there are serious flaws with this argument.

33. Hanggie describes a "3D compositing desktop window manager" for presenting content in a 3D environment. APPLE1006 at [0001]. "In order to draw the window in 3D, the [3D compositing desktop window manager] may define the window anatomy using various components, including a base content object and one or more child content objects." *Id*. at [0057]. As shown in Figure 3, "[t]he frame or base content 303 of the window 301 may host child content including buttons 305 (e.g., used to restore, maximize, minimize, close

the window, etc.), and indicative icon 307, scrollbars 309, menu bar 311, and window caption text 313." *Id*. at [0058].

34. Hanggie goes on to provide that not only can the window be interacted with in 3D space (*e.g.*, by minimizing, maximizing, scrolling, etc.), but so too can the contents of the window (*e.g.*, "text by a word processor, numeric grid by a spreadsheet, or images by a photo editing application"). *Id*. at [0060]. This is accomplished by "map[ping] mouse hit-test points relative to application-defined, content-local, 3D coordinates, and deliver[ing] mouse event notifications to the application." *Id*.

35. While Hanggie teaches that the window in Figure 3 can be "maximized" or enlarged, that is not the same as switching to a 2D space as Petitioners contend. In Hanggie, not only is everything presented in 3D space, but the windows themselves are 3D. This can be seen in Figure 3, where the window has depth in addition to height and width. Thus, maximizing the window would merely enlarge the 3D window—not switch from a 3D space to a 2D space. While it is true that both 2D and 3D objects can be presented in 3D space, a 3D object can *only* be presented in 3D space as the 3D object (by definition) has depth, which requires a space having depth.

36. However, even if maximizing a window in 3D is essentially switching to a 2D space (it is not), the combination argued by Petitioners would not have resulted in the claimed invention. In the '868 Patent, Claim 1 requires three things when switching between 2D and 3D space: (1) switching between ***a plurality of <u>images</u>*** and ***<u>active applications</u>***; (2) ***<u>replacing</u>*** applications that are visible in 2D space with the plurality of images, and (3)

replacing the plurality of images (***including the image that is being interacted with***) with an individual, active application. None of these are disclosed or suggested in the prior art cited by Petitioners.

37. In Hanggie, every item presented in 3D space is active (both the window and its contents). Thus, maximizing a window would not result in going from an inactive image of an application to an active version of the application, as claimed. Instead, ***it would merely result in enlarging the active window that was previously presented in 3D space***. Second, and importantly, ***there is no "replacing said plurality of images*** within said three-dimensional space ***[including the image being interacted with]*** with one of said first, second, and third objects corresponding to said one of said plurality of application within a two-dimensional space," as claimed.

38. Petitioners argue that "a maximized 2D window would then replace … any windows within the timeline." Pet. at 57. While it is true that maximizing a window may prevent the user from seeing the other windows in 3D space, it would not "replace" the window that is being maximized, as claimed. The "maximize" button, like the "close" button, the "file" pulldown, etc., is a window property. It merely results in enlarging the window to occupy all, or almost all, parts of the display. It does not change the functionality of the window. If you maximize an image, the user will be presented with a larger image. If you maximize an active application, the active application remains, only larger.

39. The foregoing is true regardless of whether the claimed combination is Anthony in view of Hanggie (Ground 1a) or Hanggie in view of

Anthony (Ground 2a) (collectively "HAC"), as Petitioners are relying exclusively on Hanggie's "maximizing" button for switching from 3D to 2D. *See* Pet. at 26 ("[T]he POSITA would have found it obvious to implement the maximize control button such that manual user selection of that button would result in Anthony's user interface switching from a 3D timeline view … to a 2D view of the maximized window.") and 32 ("[T]he POSITA would have found it obvious to implement Hanggie's maximize control button such that manual user selection of that button would result in Hanggie's user interface switching from a 3D timeline view, to a 2D view of the maximize window.").

40. Not only is the feature missing from the cited references, but Hanggie actually teaches away from the claimed invention. In Hanggie, everything is presented and active in 3D space. There is no switching back-and-forth between 2D and 3D. While Hanggie acknowledges that its CDWM may not work well in certain devices, "e.g., in systems with low video memory, or with no 3D acceleration hardware," or "based on power-conservation conditions," the solution is to *disable 3D*. APPLE1006 at [0092] ("[T]he operating system may enforce legacy [*e.g.*, 2D] drawing mode because it is the video graphics processing unit (GPU) [that] is less active and thus consumes less power."). In contradistinction, the claimed invention *enables 3D* for the presentation of *images*, which are easier to manipulate, skew, etc., in 3D space. ***As such, the cited prior art can be said to teach away from the claimed invention, which is evidence of non-obviousness.***

41. In arguing obviousness, Petitioners make several inaccurate characterizations of the prior art. For example, Petitioners play fast-and-loose

with the term "2D," confusing a 2D *window* with a 2D *space*. For example, Petitioners state that "FIG. 4 describes how a 2D window is rendered in the DWM [legacy] mode." Pet. at 44. Figure 4 does not describe legacy mode, but how the CDWM provides legacy support, using shadowing and advanced lighting techniques to present windows in 3D. *See* APPLE1006 at [0092] ("That is, the invalidation model DWM is supported by the operating system in addition to the composition model in order to provide legacy support."). Plus, regardless of whether the windows are 2D or 3D, in Hanggie, ***all windows are presented in a 3D environment***.

42. Petitioners also argue that the user can switch back-and-forth between 2D and 3D windows. However, the claimed invention is switching back-and-forth between 2D and 3D *spaces*, not *windows*. As the Court pointed out in its Markman Order, both 2D and 3D objects can be presented in 3D space. EX2012 at 12-19.

43. As discussed above, every item presented in 3D space is active (both the window and its contents). This is true regardless of whether the windows are generated by legacy applications or non-legacy applications. Petitioners agree, stating that "Hanggie's CDWM generates a window having content ('application-specific data') corresponding to the application file selected by the user" (Pet. at 40) and that it would have been obvious "to modify at least a portion of the application content ('application specific data')" (Pet. at 42). However, Petitioners then go on to argue that the same *active window* is an *image*, and that Hanggie "generate[s] a plurality of images in the form of 3D windows." Pet. 45.

44. There is absolutely no support for any image being generated in Hanggie, let alone "replacing all objects corresponding to said plurality of applications that are visible in said 2D space with said plurality of images." As Petitioners admit, "Hanggie's CDWM generates a window having content ('application-specific data') corresponding to the application file selected by the user." *Id.* at 40. Clearly, this is not an "image," but an active application that, according to Petitioners, can be interacted with "to modify at least a portion of the application content ('application-specific data') … [f]or instance … edit[ing] text and images in the application window using the computer's keyboard, mouse, and/or other input devices." *Id*. at 42.

45. In Grounds 1b and 2b, Petitioners argue that Claims 6-8 and 15-17 are obvious over Anthony and Hanggie (collectively HAC) in view of U.S. Patent Publication No. 2006/0107229 ("Matthews"). While I disagree with Petitioners' characterization of Matthews, it doesn't make up for the deficiencies of Anthony and Hanggie, as discussed above. As such, if the Board denies Grounds 1a and 2a, at least with respect to Claims 1, 10, and 19, then it should also deny Grounds 1b and 2b.

46. The same is true for Grounds 1c and 2c, where Petitioners argue that Claim 7 is obvious over HAC and Matthews in view of U.S. Patent No. 6,414,677 ("Robertson"). While I disagree with Petitioners' characterization of Robertson, it doesn't make up for the deficiencies of Anthony and Hanggie, as discussed above. As such, if the Board denies Grounds 1a and 2a, at least with respects to Claims 1, 10, and 19, then it should also deny Grounds 1c and 2c.

47. In sum, the prior art cited by Petitioners is drastically different

from the '868 Patent. None of the references teach, disclose, or suggest a GUI that toggles back-and-forth between 2D and 3D space, where individual, active applications are displayed in 2D space and images of applications are presented in 3D space. In Anthony and Hanggie, everything takes place in 3D space, *i.e.*, there is no switching back-and-forth. While this works well on personal computers (PCs) having unlimited power and a relatively powerful processor, it does not work well on ultra mobile computers having small displays and limited power. On such devices, the claimed invention is advantageous as it is easier to manipulate (*e.g.*, scroll through, rotate, etc.) images in 3D space than live, active webpages.

48. In addition, the claimed invention does not merely toggle between 2D and 3D space, but does so in a way to ensure that each image of each application's output is presented in 3D space exactly as the user left it last. This is accomplished by "generating at least a plurality of images … where said first image is an image of at least a portion of … first application-specific data, said second image is an image of at least a portion of … second application-specific data, and said third image is an image of at least a portion of … third application-specific data." Exhibit A at col. 38, l. 59 – col. 39, l. 2. By doing this, the plurality of images serve as a visual display of the state or history of each application—displaying them in 3D space the way they looked when last edited in 2D space. This allows one to visually and intuitively navigate between different applications. To this end, the '868 Patent provides:

Because the 3D GUI creates the illusion of infinite space in 3D, it can

> create a visual history of the user's computing session, whereby the user can visit past visual computing events (or a snapshot in time) by simply navigating to previously recorded states or viewpoints. Accordingly, the 3D GUI can function as a visual chronological history of the user's computing session … the 3D GUI will navigate the user through a 3D space that is the visual history of where the user last left off.

Exhibit A at 5:18-32.

49. If the user clicks on an image in 3D space, an active version of the corresponding application is presented in 2D space, "replacing said plurality of images within said 3D space," where the application-specific data can be modified. Not only does the prior art cited by Petitioners not switch back-and-forth between 2D and 3D space, but it does not do so in a way that creates "a visual history of the user's computing session," easily allowing the user to switch from a current application to one that was recently used.

50. The '868 patent allows a user to seamlessly and easily interact with different applications without the experience being "laggy" or requiring excessive steps. By counterintuitively placing images of applications in 3D Space, instead of live interactable applications that need to be updated in real-time, this greatly benefits the functionality of the device by allowing for reduced processing and power consumption.

51. Additionally, as a user interacts with a particular application in 2D space, they can quickly leave what they are doing and seamlessly switch to a 3D space and select another open application with the assurance of knowing

that when they return to 2D space, their application will appear exactly as they left it last, allowing them to continue in an uninterrupted fashion.

52. Each image presented in the 3D space of each application's output shows the application exactly as the user left it last; almost like a snapshot in time and displays it in an order that it was last opened or interacted with. This provides a stunning visual trail of one's past computing experience, neatly displayed in a 3D stack with the most recent one in the foreground and the others behind it in the background. In this way, users can see a visual history or trail showing the output of each application as they left it last.

53. It should be noted that these visual snapshots in time of the application's actual output are very different from viewing a thumbnail of a saved file in Anthony's timeline. While a thumbnail of a file may show you the way the file looked when it was saved or opened, it does not show you what you were doing the last time you interacted with the application that created the file, nor does it let you pick-up exactly where you left off last so you can seamlessly continue.

I declare under penalty of perjury under the laws of the United States that the foregoing is true and correct. Executed this 17th date of May 2023, at Palo Alto, California.

Eddie Bakhash

E. Eddie Bakhash

EXHIBIT A

US009696868B2

(12) **United States Patent**
Bakhash

(10) **Patent No.: US 9,696,868 B2**
(45) **Date of Patent: *Jul. 4, 2017**

(54) **SYSTEM AND METHOD FOR PROVIDING THREE-DIMENSIONAL GRAPHICAL USER INTERFACE**

(71) Applicant: **Ezra Eddie Bakhash**, Palo Alto, CA (US)

(72) Inventor: **Ezra Eddie Bakhash**, Palo Alto, CA (US)

(*) Notice: Subject to any disclaimer, the term of this patent is extended or adjusted under 35 U.S.C. 154(b) by 356 days.

This patent is subject to a terminal disclaimer.

(21) Appl. No.: **14/614,708**

(22) Filed: **Feb. 5, 2015**

(65) **Prior Publication Data**

US 2015/0149965 A1 May 28, 2015

Related U.S. Application Data

(63) Continuation of application No. 14/503,142, filed on Sep. 30, 2014, now Pat. No. 9,304,654, which is a (Continued)

(51) **Int. Cl.**
G06F 3/0481 (2013.01)
G06F 3/0482 (2013.01)
(Continued)

(52) **U.S. Cl.**
CPC ***G06F 3/04815*** (2013.01); ***G06F 3/0482*** (2013.01); ***G06F 3/04817*** (2013.01);
(Continued)

(58) **Field of Classification Search**
CPC G06F 3/04815; G06F 3/04817; G06F 3/0482; G06F 3/04845; G06F 17/30572;
(Continued)

(56) **References Cited**

U.S. PATENT DOCUMENTS

5,319,387 A * 6/1994 Yoshikawa G06F 3/0304 345/157
5,428,735 A * 6/1995 Kahl G06F 3/0481 707/999.004

(Continued)

Primary Examiner — Ting Lee
(74) *Attorney, Agent, or Firm* — Fitzsimmons IP Law

(57) **ABSTRACT**

Methods and systems are provided for an improved three-dimensional graphical user interface. In one embodiment, the method generally comprises: receiving a plurality of inputs from a user and opening a plurality of applications in response thereto, wherein outputs from each application are displayed (e.g., individually) within a two-dimensional space. The method further comprises allowing a user to switch between the plurality of applications by generating images of each output, and displaying those images (e.g., collectively) within a three-dimensional space. The user can then interact with a particular application by selecting a corresponding one of the images displayed within the three-dimensional space. In one embodiment, the method further comprises replacing the output(s) in two-dimensional space with the images in three-dimensional space, and replacing the images in three-dimensional space with the output from the selected application in two-dimensional space.

20 Claims, 30 Drawing Sheets

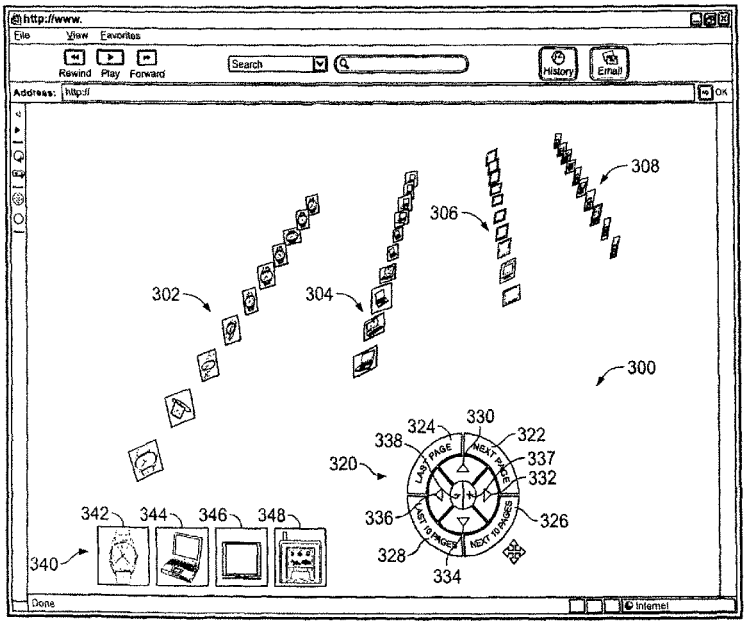

Related U.S. Application Data

continuation of application No. 12/751,879, filed on Mar. 31, 2010, now Pat. No. 8,881,048, which is a continuation of application No. 11/531,676, filed on Sep. 13, 2006, now Pat. No. 7,735,018.

(60) Provisional application No. 60/717,019, filed on Sep. 13, 2005.

(51) **Int. Cl.**

G06F 3/0484	(2013.01)
G06F 17/30	(2006.01)
G06T 15/20	(2011.01)
G11B 27/34	(2006.01)

(52) **U.S. Cl.**
CPC ***G06F 3/04845*** (2013.01); ***G06F 17/30572*** (2013.01); ***G06F 17/30864*** (2013.01); ***G06F 17/30873*** (2013.01); ***G06T 15/20*** (2013.01); ***G11B 27/34*** (2013.01)

(58) **Field of Classification Search**
CPC G06F 17/30864; G06F 17/30873; G06T 15/20; G11B 27/34
See application file for complete search history.

(56) **References Cited**

U.S. PATENT DOCUMENTS

6,121,969	A *	9/2000	Jain	G06F 3/04815 382/305
6,499,029	B1 *	12/2002	Kurapati	G06F 17/30817 707/750
6,577,330	B1 *	6/2003	Tsuda	G06F 3/04815 715/781
6,725,427	B2 *	4/2004	Freeman	G06F 17/30011 707/E17.008
6,768,999	B2 *	7/2004	Prager	A63F 7/0676 707/999.002
2001/0050687	A1 *	12/2001	Iida	G06T 11/206 345/581
2002/0033848	A1 *	3/2002	Sciammarella	G06F 3/0481 715/838
2003/0164827	A1 *	9/2003	Gottesman	G06T 15/20 345/419
2003/0179231	A1 *	9/2003	Kamiwada	G06F 3/04815 715/757
2004/0268451	A1 *	12/2004	Robbin	G06F 9/4443 715/738

* cited by examiner

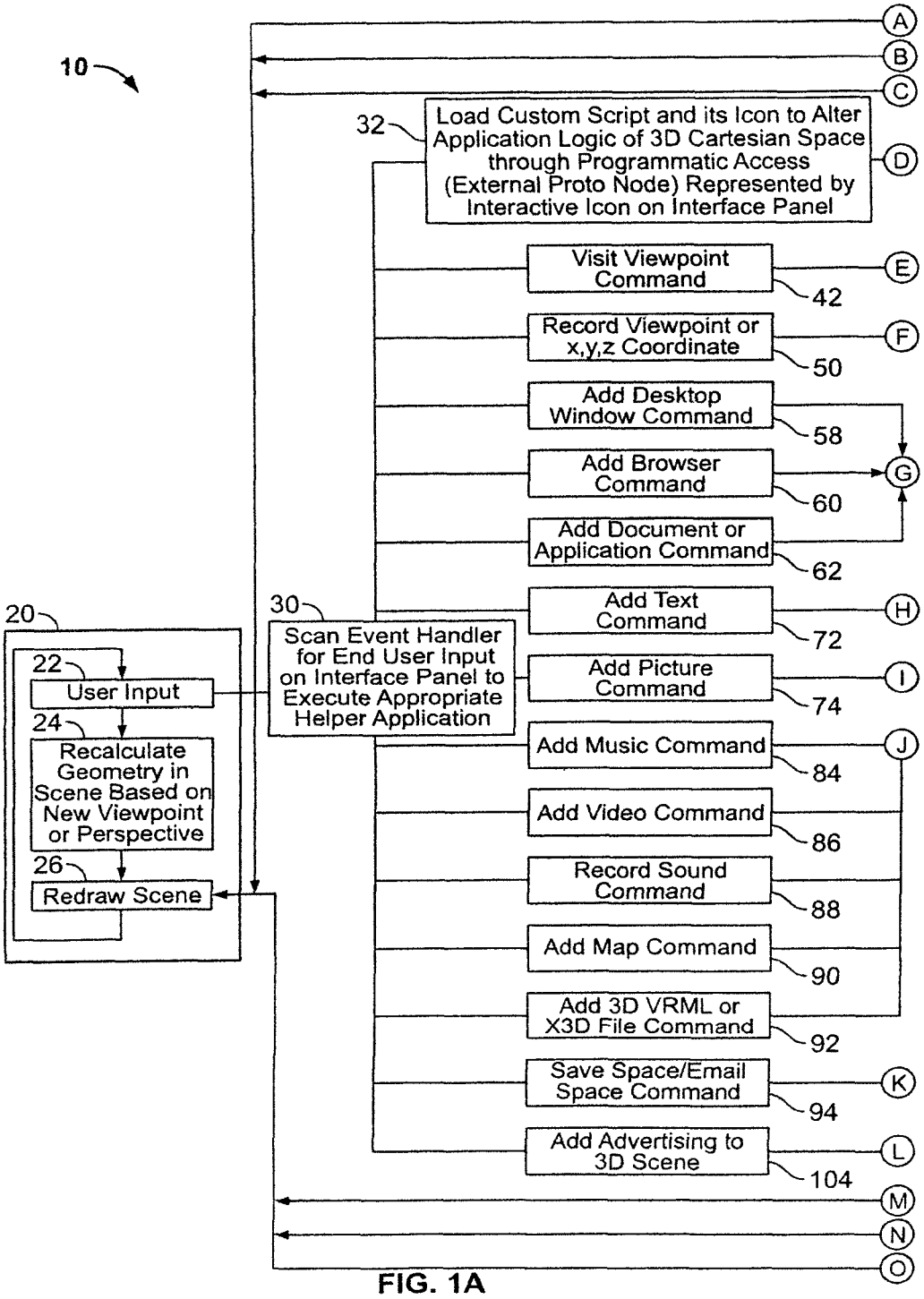
10
A
B
C
32
Load Custom Script and its Icon to Alter Application Logic of 3D Cartesian Space through Programmatic Access (External Proto Node) Represented by Interactive Icon on Interface Panel
D
Visit Viewpoint Command
42
E
Record Viewpoint or x,y,z Coordinate
50
F
Add Desktop Window Command
58
Add Browser Command
60
G
Add Document or Application Command
62
Add Text Command
72
H
30
Scan Event Handler for End User Input on Interface Panel to Execute Appropriate Helper Application
Add Picture Command
74
I
20
22
User Input
24
Recalculate Geometry in Scene Based on New Viewpoint or Perspective
26
Redraw Scene
Add Music Command
84
J
Add Video Command
86
Record Sound Command
88
Add Map Command
90
Add 3D VRML or X3D File Command
92
Save Space/Email Space Command
94
K
Add Advertising to 3D Scene
104
L
M
N
O

FIG. 1A

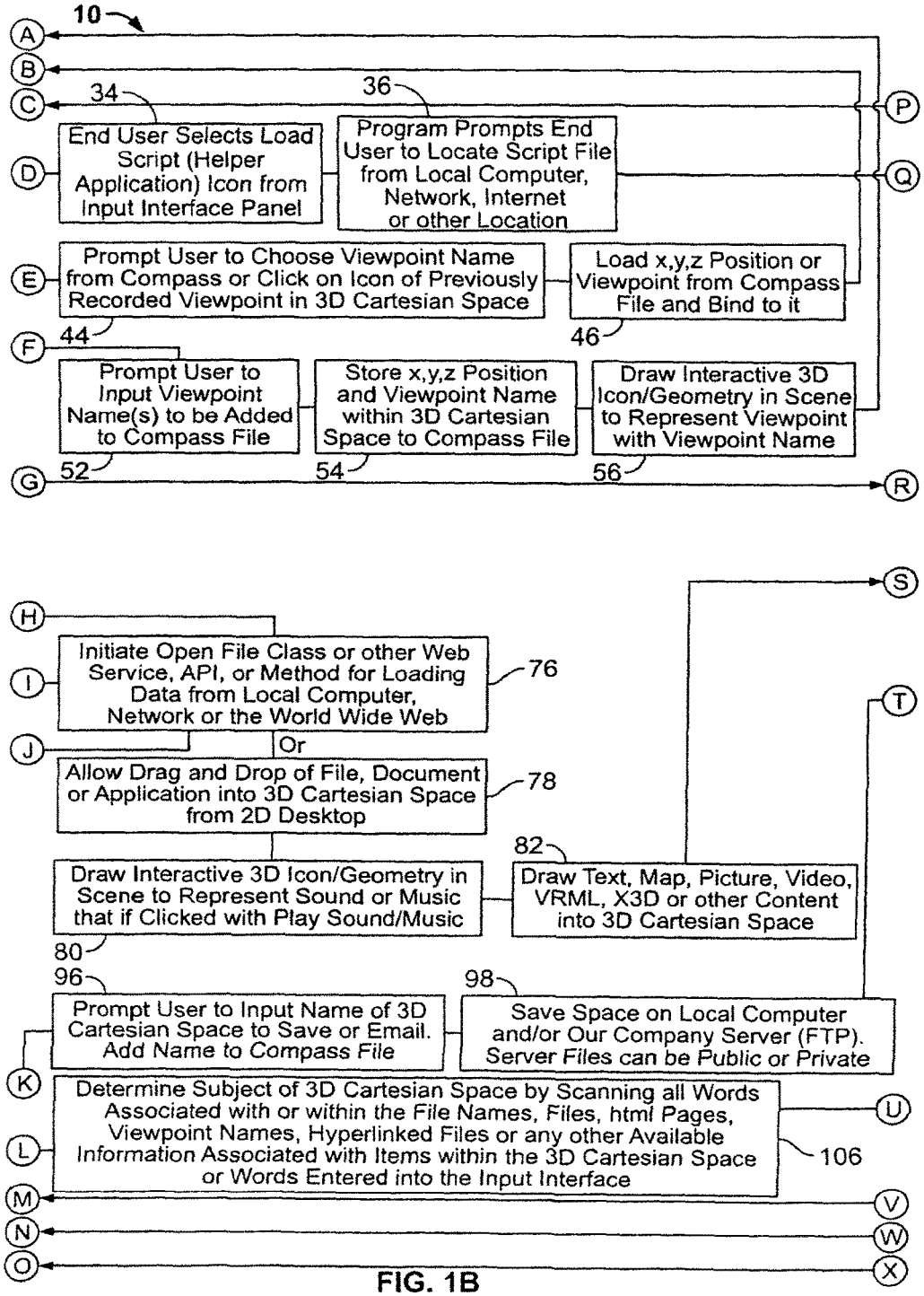
10
A
B
C
D
E
F
G
H
I
J
K
L
M
N
O
P
Q
R
S
T
U
V
W
X
34
End User Selects Load Script (Helper Application) Icon from Input Interface Panel
36
Program Prompts End User to Locate Script File from Local Computer, Network, Internet or other Location
Prompt User to Choose Viewpoint Name from Compass or Click on Icon of Previously Recorded Viewpoint in 3D Cartesian Space
44
Load x,y,z Position or Viewpoint from Compass File and Bind to it
46
Prompt User to Input Viewpoint Name(s) to be Added to Compass File
52
Store x,y,z Position and Viewpoint Name within 3D Cartesian Space to Compass File
54
Draw Interactive 3D Icon/Geometry in Scene to Represent Viewpoint with Viewpoint Name
56
Initiate Open File Class or other Web Service, API, or Method for Loading Data from Local Computer, Network or the World Wide Web
76
Or
Allow Drag and Drop of File, Document or Application into 3D Cartesian Space from 2D Desktop
78
Draw Interactive 3D Icon/Geometry in Scene to Represent Sound or Music that if Clicked with Play Sound/Music
80
82
Draw Text, Map, Picture, Video, VRML, X3D or other Content into 3D Cartesian Space
96
Prompt User to Input Name of 3D Cartesian Space to Save or Email. Add Name to Compass File
98
Save Space on Local Computer and/or Our Company Server (FTP). Server Files can be Public or Private
Determine Subject of 3D Cartesian Space by Scanning all Words Associated with or within the File Names, Files, html Pages, Viewpoint Names, Hyperlinked Files or any other Available Information Associated with Items within the 3D Cartesian Space or Words Entered into the Input Interface
106

FIG. 1B

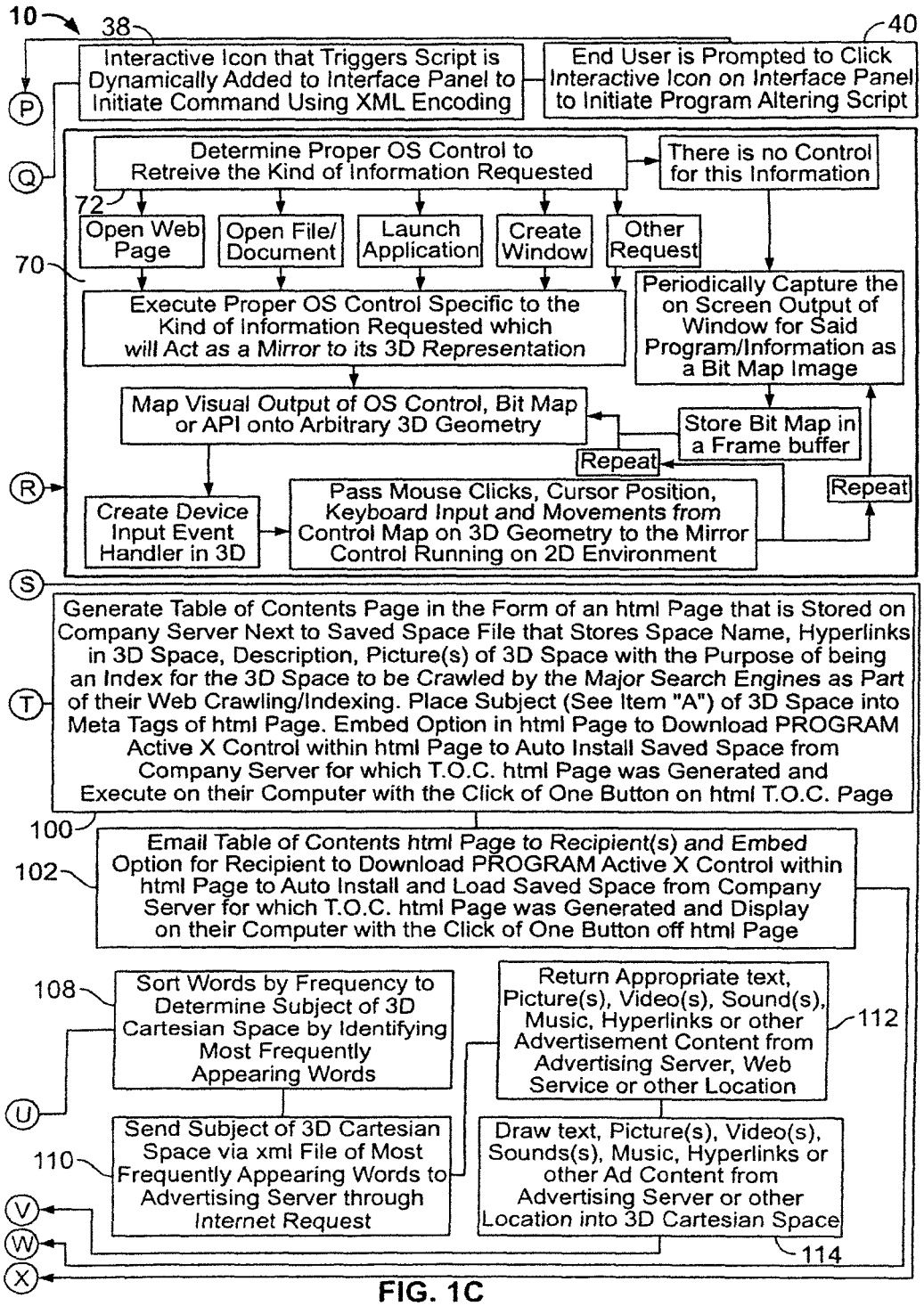
10
38
40
Interactive Icon that Triggers Script is Dynamically Added to Interface Panel to Initiate Command Using XML Encoding
End User is Prompted to Click Interactive Icon on Interface Panel to Initiate Program Altering Script
P
Q
Determine Proper OS Control to Retreive the Kind of Information Requested
There is no Control for this Information
72
Open Web Page
Open File/ Document
Launch Application
Create Window
Other Request
70
Execute Proper OS Control Specific to the Kind of Information Requested which will Act as a Mirror to its 3D Representation
Periodically Capture the on Screen Output of Window for Said Program/Information as a Bit Map Image
Map Visual Output of OS Control, Bit Map or API onto Arbitrary 3D Geometry
Store Bit Map in a Frame buffer
Repeat
R
Repeat
Create Device Input Event Handler in 3D
Pass Mouse Clicks, Cursor Position, Keyboard Input and Movements from Control Map on 3D Geometry to the Mirror Control Running on 2D Environment
S
Generate Table of Contents Page in the Form of an html Page that is Stored on Company Server Next to Saved Space File that Stores Space Name, Hyperlinks in 3D Space, Description, Picture(s) of 3D Space with the Purpose of being an Index for the 3D Space to be Crawled by the Major Search Engines as Part of their Web Crawling/Indexing. Place Subject (See Item "A") of 3D Space into Meta Tags of html Page. Embed Option in html Page to Download PROGRAM Active X Control within html Page to Auto Install Saved Space from Company Server for which T.O.C. html Page was Generated and Execute on their Computer with the Click of One Button on html T.O.C. Page
T
100
Email Table of Contents html Page to Recipient(s) and Embed Option for Recipient to Download PROGRAM Active X Control within html Page to Auto Install and Load Saved Space from Company Server for which T.O.C. html Page was Generated and Display on their Computer with the Click of One Button off html Page
102
108
Sort Words by Frequency to Determine Subject of 3D Cartesian Space by Identifying Most Frequently Appearing Words
Return Appropriate text, Picture(s), Video(s), Sound(s), Music, Hyperlinks or other Advertisement Content from Advertising Server, Web Service or other Location
112
U
Send Subject of 3D Cartesian Space via xml File of Most Frequently Appearing Words to Advertising Server through Internet Request
110
Draw text, Picture(s), Video(s), Sounds(s), Music, Hyperlinks or other Ad Content from Advertising Server or other Location into 3D Cartesian Space
114
V
W
X

FIG. 1C

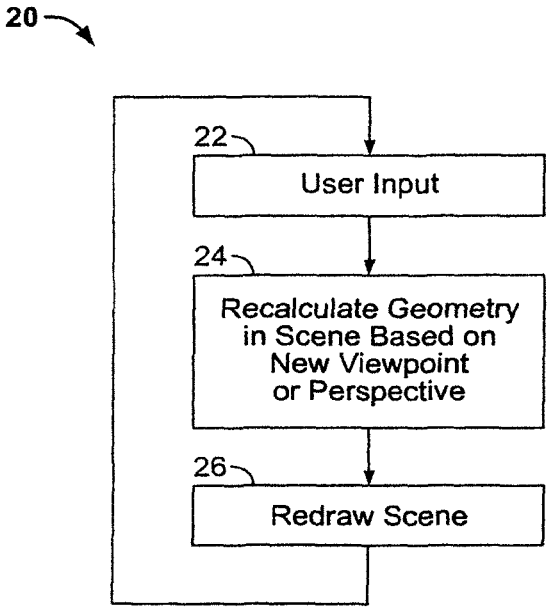
20
22
User Input
24
Recalculate Geometry in Scene Based on New Viewpoint or Perspective
26
Redraw Scene

FIG. 2

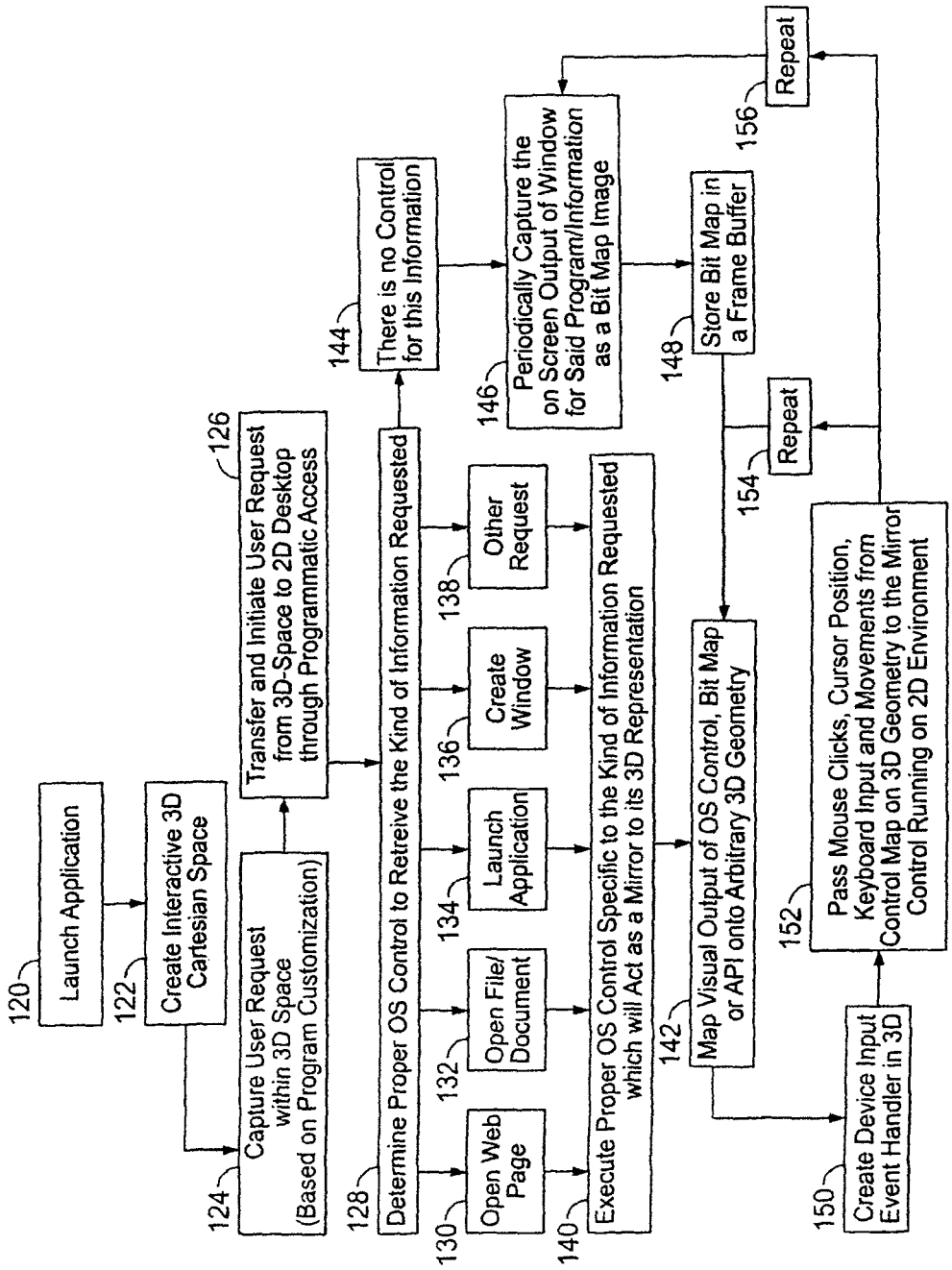
120
Launch Application
122
Create Interactive 3D Cartesian Space
124
Capture User Request within 3D Space (Based on Program Customization)
126
Transfer and Initiate User Request from 3D-Space to 2D Desktop through Programmatic Access
128
Determine Proper OS Control to Retreive the Kind of Information Requested
130
Open Web Page
132
Open File/ Document
134
Launch Application
136
Create Window
138
Other Request
140
Execute Proper OS Control Specific to the Kind of Information Requested which will Act as a Mirror to its 3D Representation
142
Map Visual Output of OS Control, Bit Map or API onto Arbitrary 3D Geometry
144
There is no Control for this Information
146
Periodically Capture the on Screen Output of Window for Said Program/Information as a Bit Map Image
148
Store Bit Map in a Frame Buffer
150
Create Device Input Event Handler in 3D
152
Pass Mouse Clicks, Cursor Position, Keyboard Input and Movements from Control Map on 3D Geometry to the Mirror Control Running on 2D Environment
154
Repeat
156
Repeat

FIG. 3

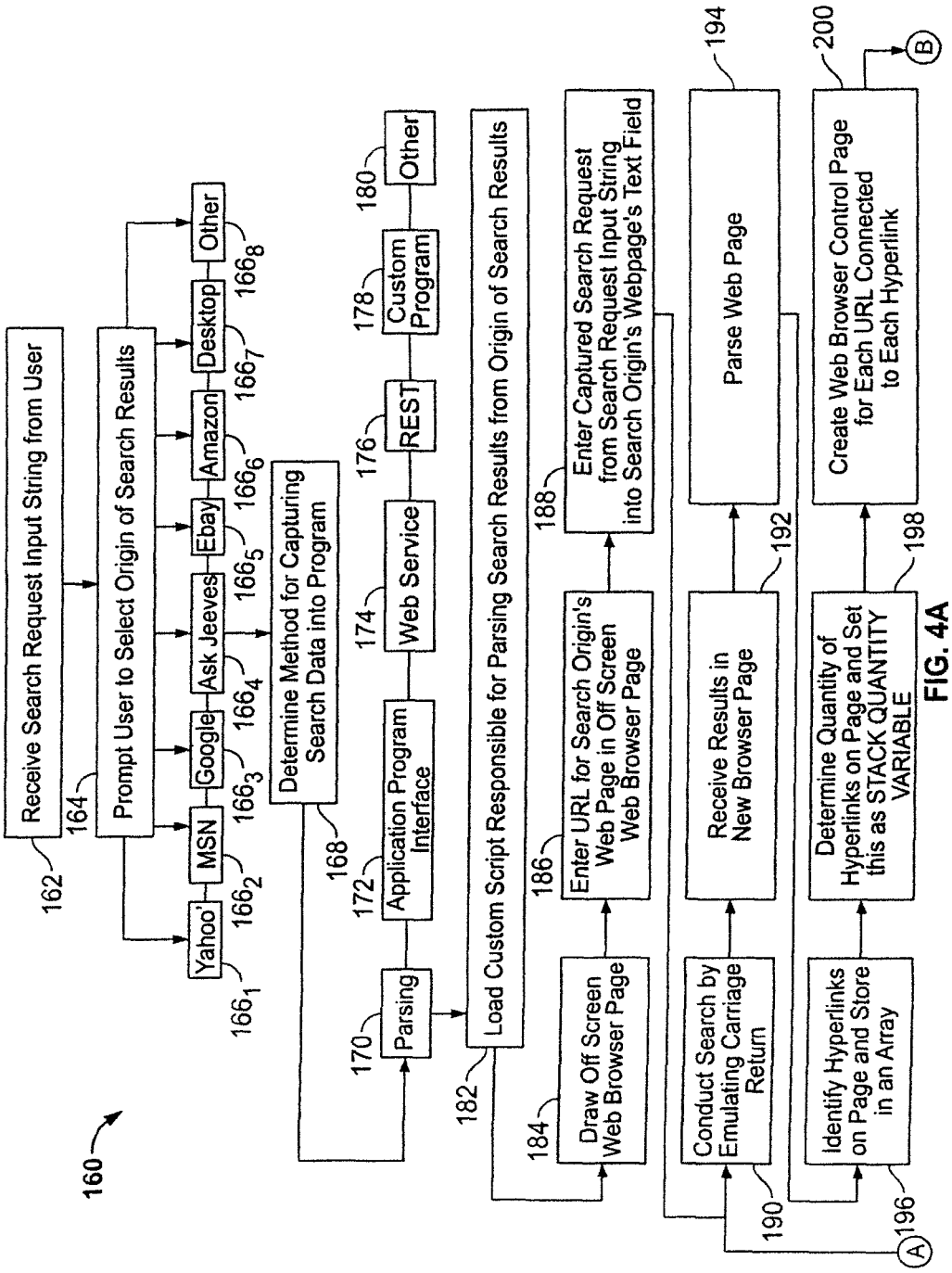
160
162
Receive Search Request Input String from User
164
Prompt User to Select Origin of Search Results
Yahoo!
MSN
Google
Ask Jeeves
Ebay
Amazon
Desktop
Other
166_1
166_2
166_3
166_4
166_5
166_6
166_7
166_8
168
Determine Method for Capturing Search Data into Program
170
Parsing
172
Application Program Interface
174
Web Service
176
REST
178
Custom Program
180
Other
182
Load Custom Script Responsible for Parsing Search Results from Origin of Search Results
184
Draw Off Screen Web Browser Page
186
Enter URL for Search Origin's Web Page in Off Screen Web Browser Page
188
Enter Captured Search Request from Search Request Input String into Search Origin's Webpage's Text Field
190
Conduct Search by Emulating Carriage Return
192
Receive Results in New Browser Page
194
Parse Web Page
196
Identify Hyperlinks on Page and Store in an Array
198
Determine Quantity of Hyperlinks on Page and Set this as STACK QUANTITY VARIABLE
200
Create Web Browser Control Page for Each URL Connected to Each Hyperlink
A
B

FIG. 4A

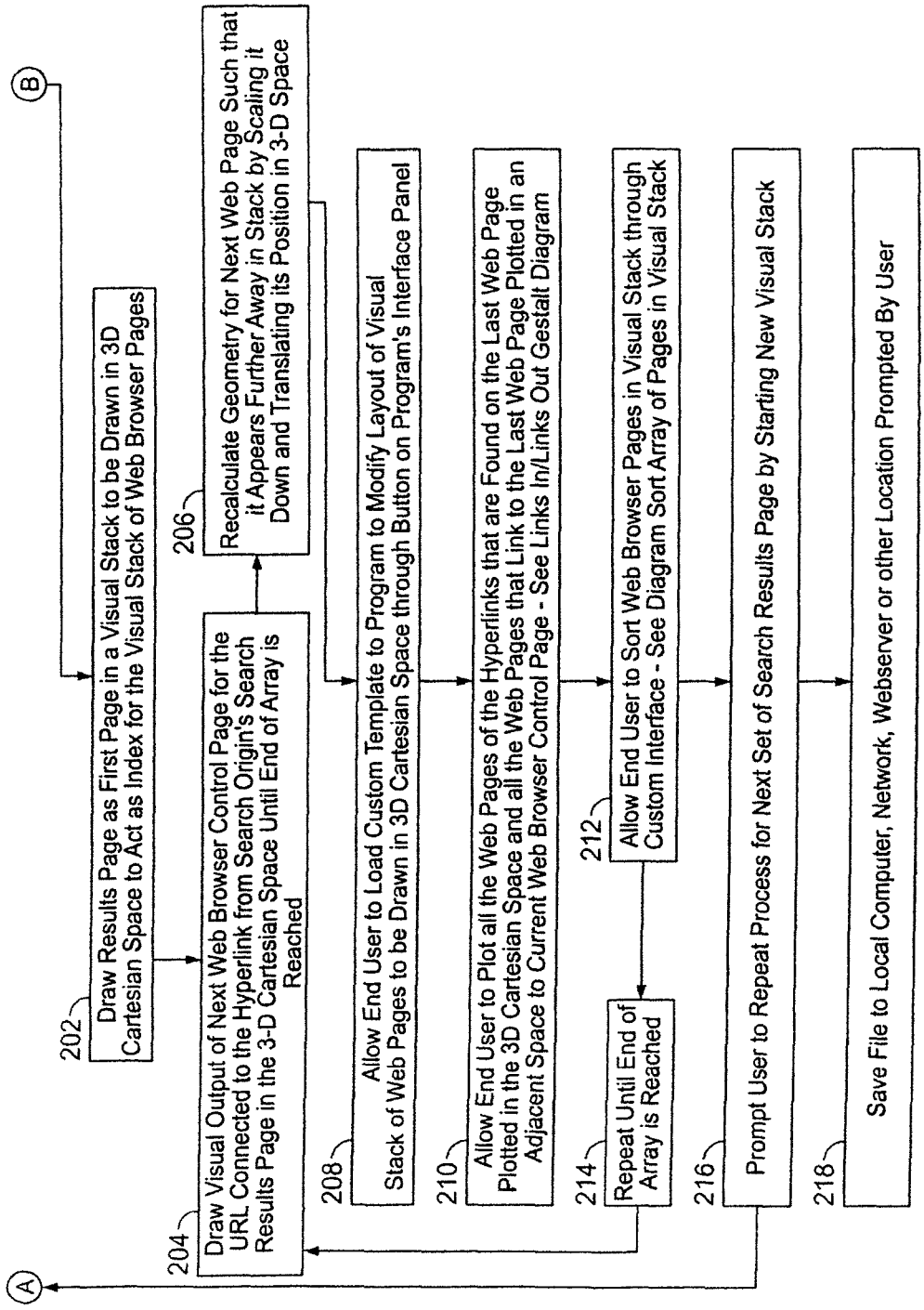
B
202
Draw Results Page as First Page in a Visual Stack to be Drawn in 3D Cartesian Space to Act as Index for the Visual Stack of Web Browser Pages
204
Draw Visual Output of Next Web Browser Control Page for the URL Connected to the Hyperlink from Search Origin's Search Results Page in the 3-D Cartesian Space Until End of Array is Reached
206
Recalculate Geometry for Next Web Page Such that it Appears Further Away in Stack by Scaling it Down and Translating its Position in 3-D Space
208
Allow End User to Load Custom Template to Program to Modify Layout of Visual Stack of Web Pages to be Drawn in 3D Cartesian Space through Button on Program's Interface Panel
210
Allow End User to Plot all the Web Pages of the Hyperlinks that are Found on the Last Web Page Plotted in the 3D Cartesian Space and all the Web Pages that Link to the Last Web Page Plotted in an Adjacent Space to Current Web Browser Control Page - See Links In/Links Out Gestalt Diagram
212
Allow End User to Sort Web Browser Pages in Visual Stack through Custom Interface - See Diagram Sort Array of Pages in Visual Stack
214
Repeat Until End of Array is Reached
216
Prompt User to Repeat Process for Next Set of Search Results Page by Starting New Visual Stack
218
Save File to Local Computer, Network, Webserver or other Location Prompted By User
A

FIG. 4B

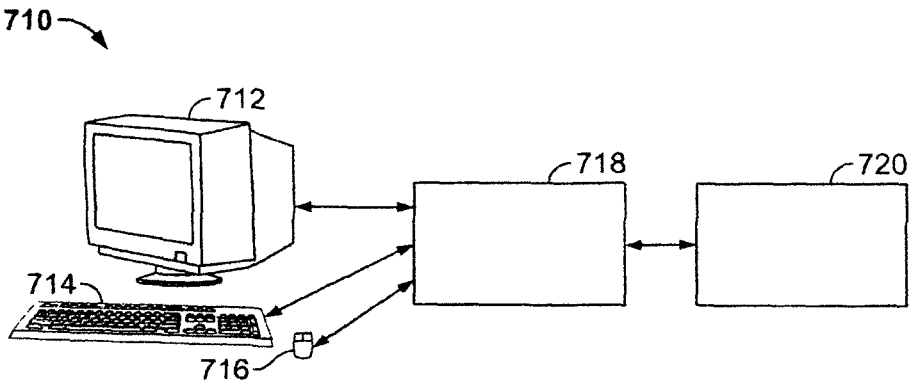

FIG. 5A

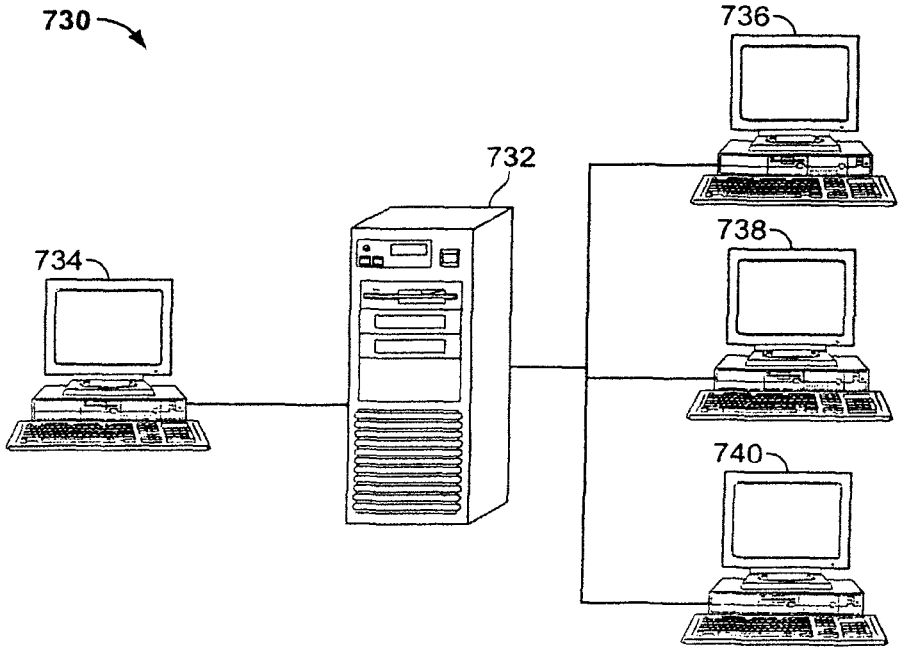

FIG. 5B

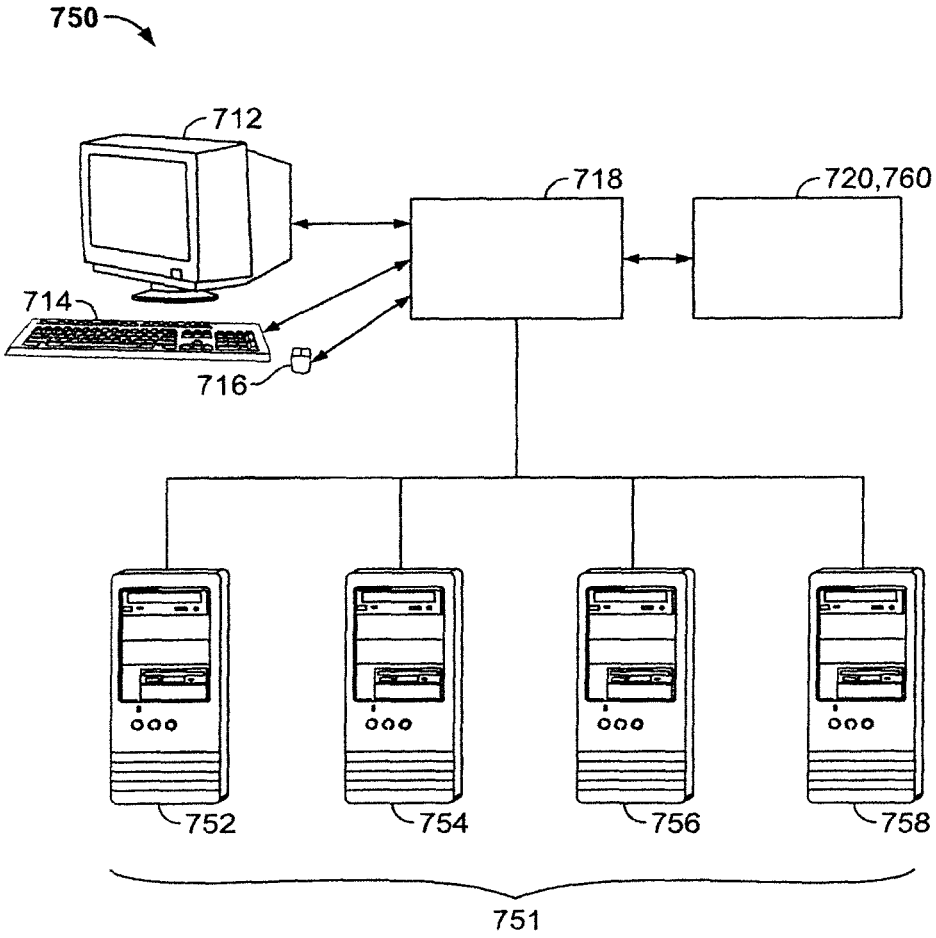

FIG. 5C

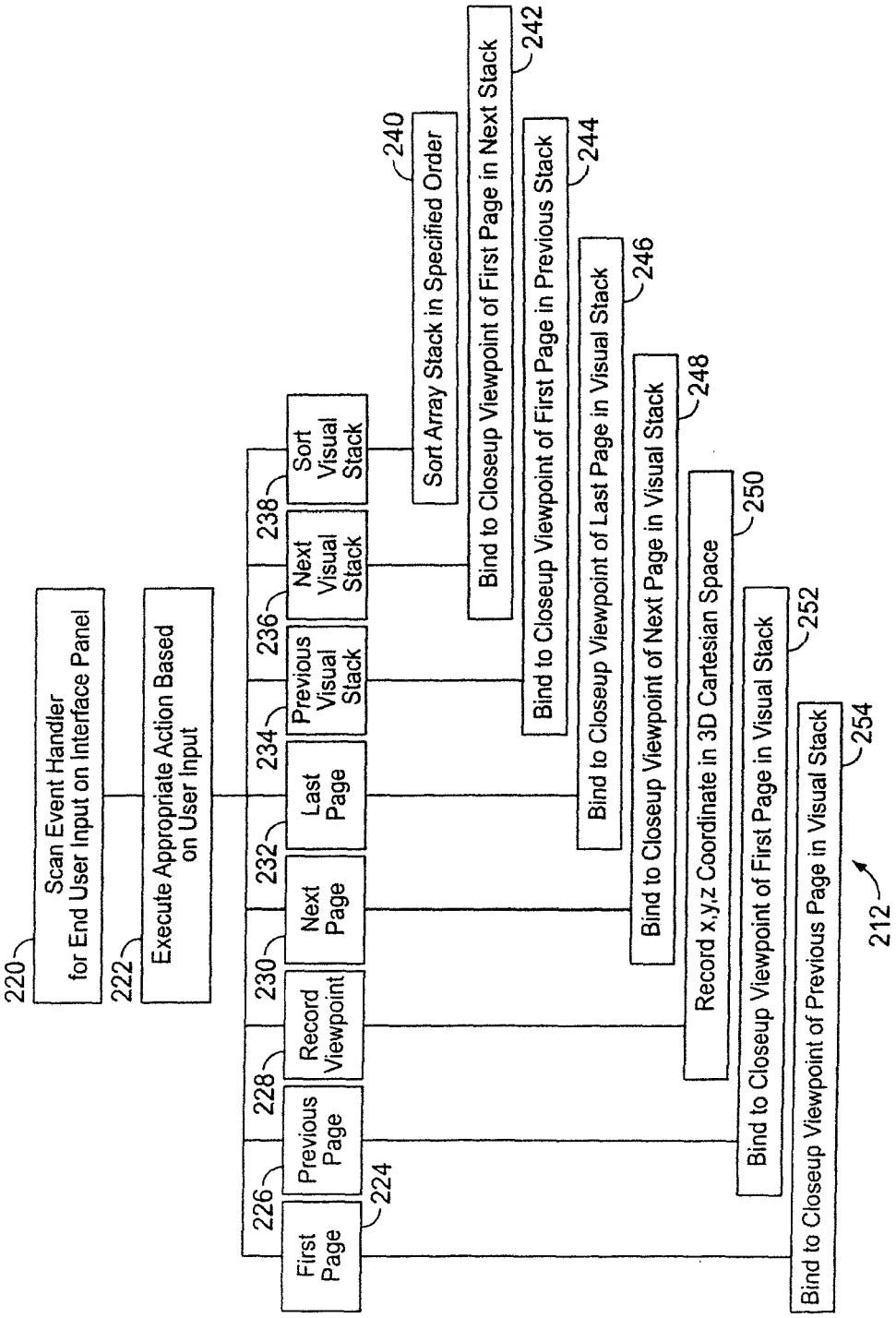
220
Scan Event Handler for End User Input on Interface Panel
222
Execute Appropriate Action Based on User Input
226
First Page
224
228
Previous Page
230
Record Viewpoint
232
Next Page
234
Last Page
236
Previous Visual Stack
238
Next Visual Stack
Sort Visual Stack
240
Sort Array Stack in Specified Order
242
Bind to Closeup Viewpoint of First Page in Next Stack
244
Bind to Closeup Viewpoint of First Page in Previous Stack
246
Bind to Closeup Viewpoint of Last Page in Visual Stack
248
Bind to Closeup Viewpoint of Next Page in Visual Stack
250
Record x,y,z Coordinate in 3D Cartesian Space
252
Bind to Closeup Viewpoint of First Page in Visual Stack
254
Bind to Closeup Viewpoint of Previous Page in Visual Stack
212

FIG. 6

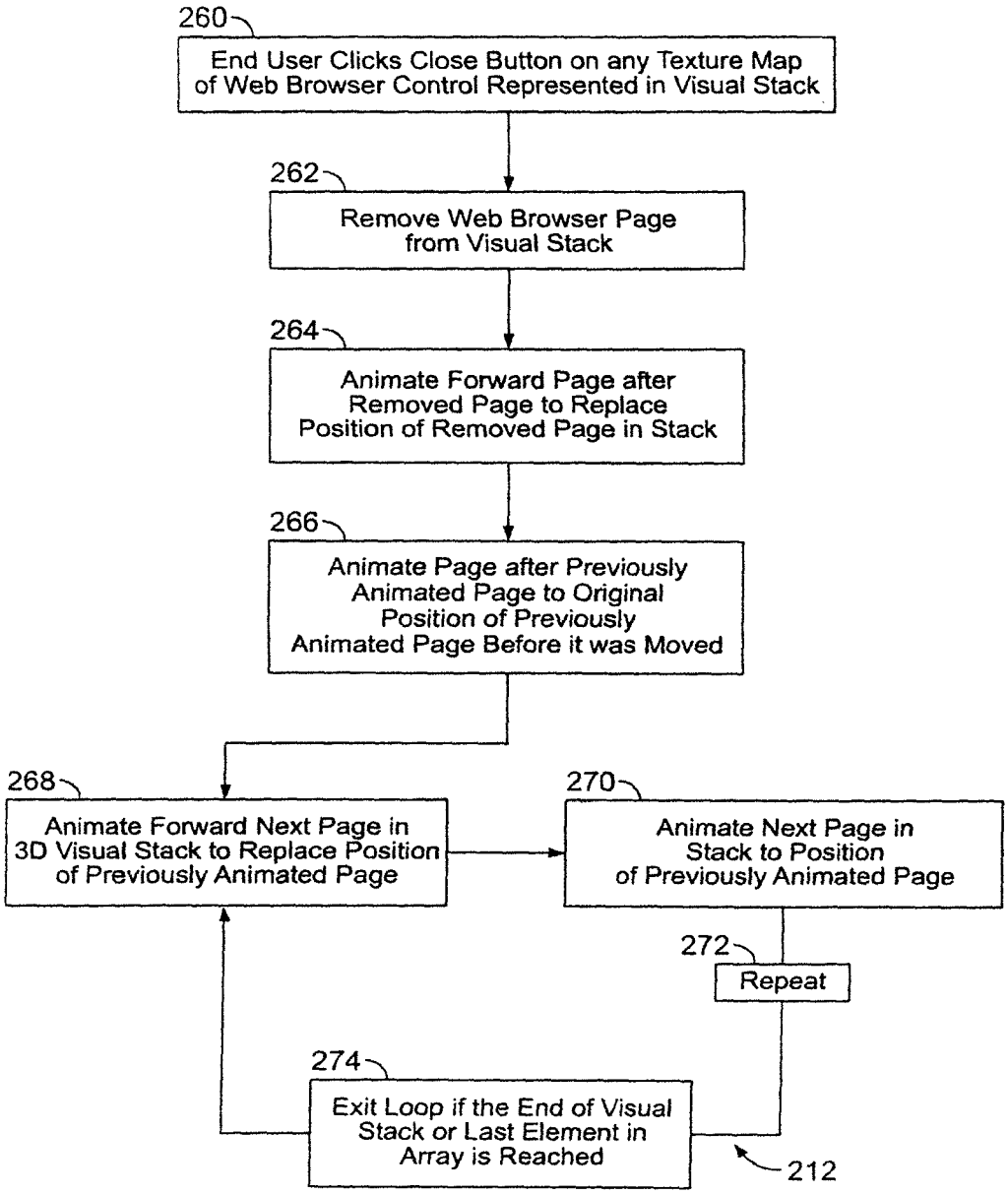
260
End User Clicks Close Button on any Texture Map of Web Browser Control Represented in Visual Stack
262
Remove Web Browser Page from Visual Stack
264
Animate Forward Page after Removed Page to Replace Position of Removed Page in Stack
266
Animate Page after Previously Animated Page to Original Position of Previously Animated Page Before it was Moved
268
Animate Forward Next Page in 3D Visual Stack to Replace Position of Previously Animated Page
270
Animate Next Page in Stack to Position of Previously Animated Page
272
Repeat
274
Exit Loop if the End of Visual Stack or Last Element in Array is Reached
212

FIG. 7

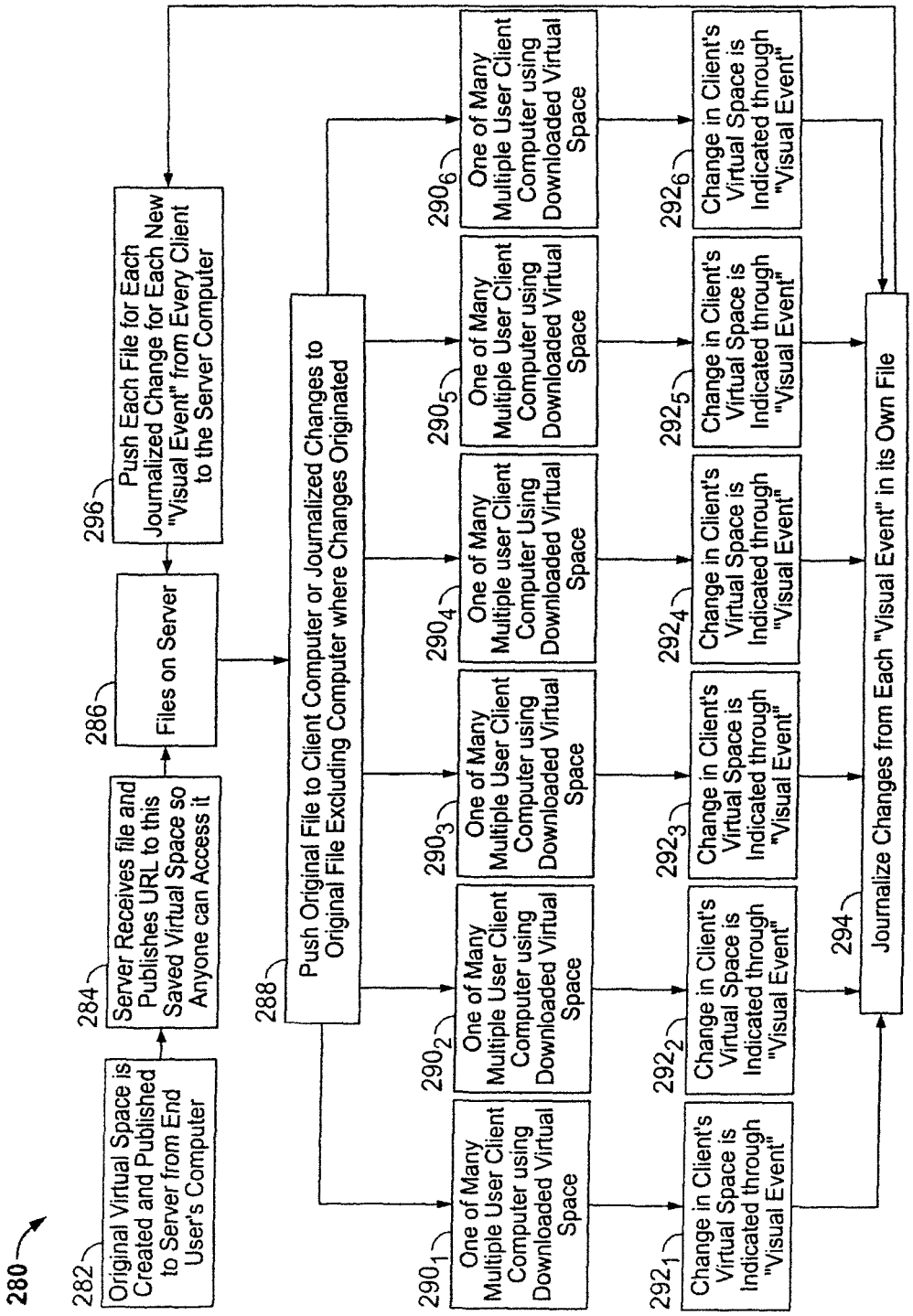
280
282
Original Virtual Space is Created and Published to Server from End User's Computer
284
Server Receives file and Publishes URL to this Saved Virtual Space so Anyone can Access it
286
Files on Server
296
Push Each File for Each Journalized Change for Each New "Visual Event" from Every Client to the Server Computer
288
Push Original File to Client Computer or Journalized Changes to Original File Excluding Computer where Changes Originated
290₁
One of Many Multiple User Client Computer using Downloaded Virtual Space
290₂
One of Many Multiple User Client Computer using Downloaded Virtual Space
290₃
One of Many Multiple User Client Computer using Downloaded Virtual Space
290₄
One of Many Multiple user Client Computer Using Downloaded Virtual Space
290₅
One of Many Multiple User Client Computer using Downloaded Virtual Space
290₆
One of Many Multiple User Client Computer using Downloaded Virtual Space
292₁
Change in Client's Virtual Space is Indicated through "Visual Event"
292₂
Change in Client's Virtual Space is Indicated through "Visual Event"
292₃
Change in Client's Virtual Space is Indicated through "Visual Event"
292₄
Change in Client's Virtual Space is Indicated through "Visual Event"
292₅
Change in Client's Virtual Space is Indicated through "Visual Event"
292₆
Change in Client's Virtual Space is Indicated through "Visual Event"
294
Journalize Changes from Each "Visual Event" in its Own File

FIG. 8

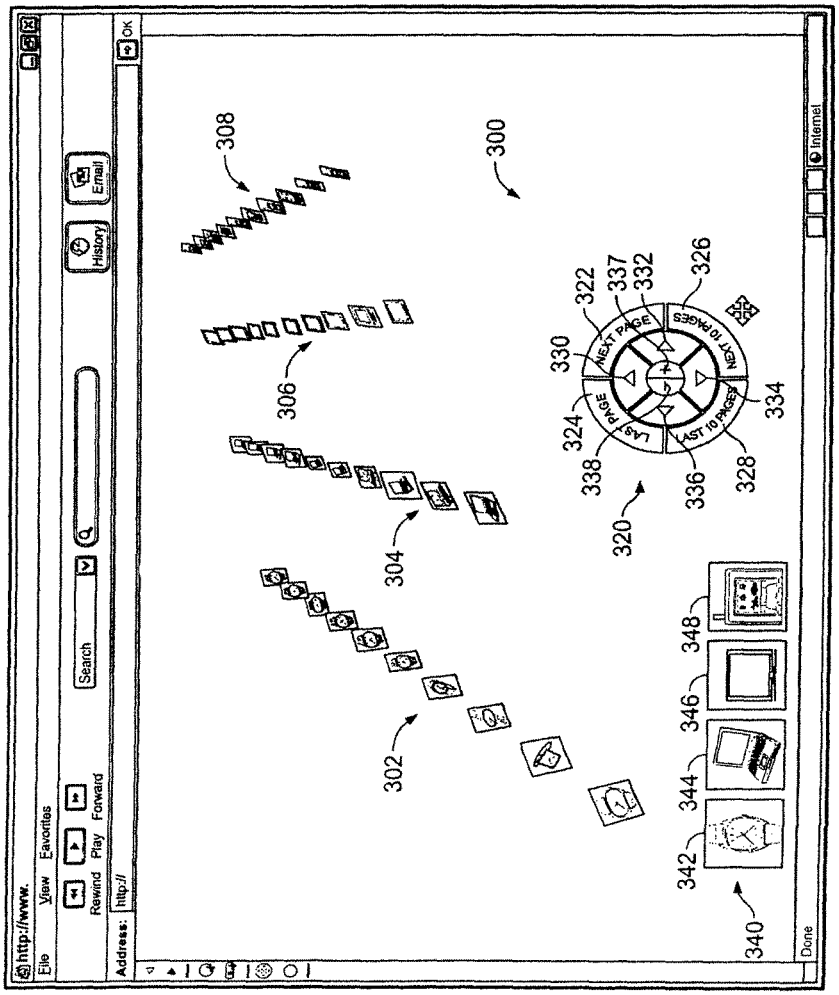
http://www.
File View Favorites
Rewind Play Forward
Search
History
Email
Address: http://
OK
Internet
Done
300
302
304
306
308
320
322
324
326
328
330
332
334
336
337
338
340
342
344
346
348
NEXT PAGE
LAST PAGE
NEXT 10 PAGES
LAST 10 PAGES

FIG. 9

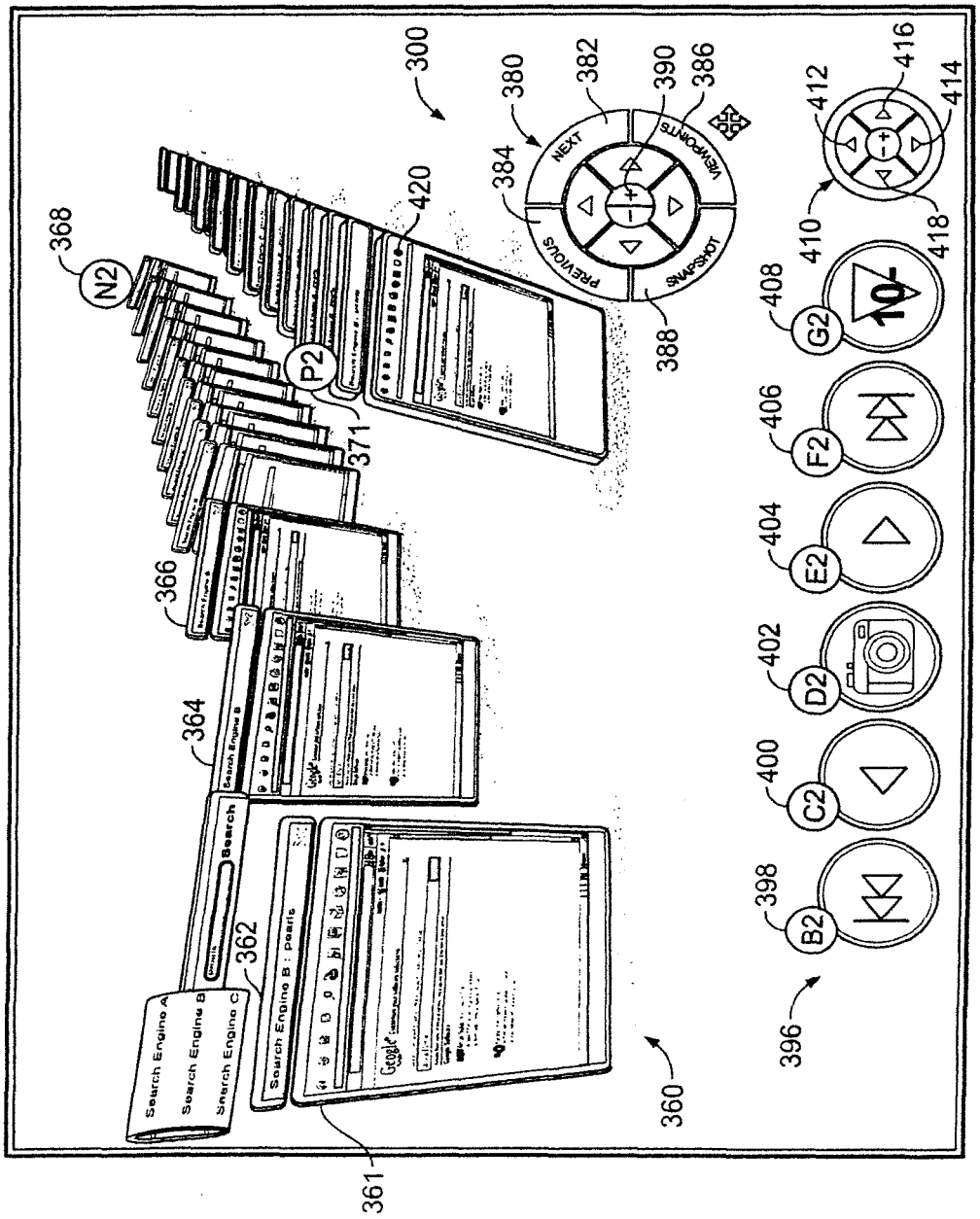
300
380
382
390
386
384
388
NEXT
VIEWPOINTS
PREVIOUS
SNAPSHOT
368
N2
420
P2
371
366
364
362
361
360
Search Engine A
Search Engine B
Search Engine C
Search Engine B : pearls
Search
396
398
B2
400
C2
402
D2
404
E2
406
F2
408
G2
10
410
412
414
416
418

FIG. 10

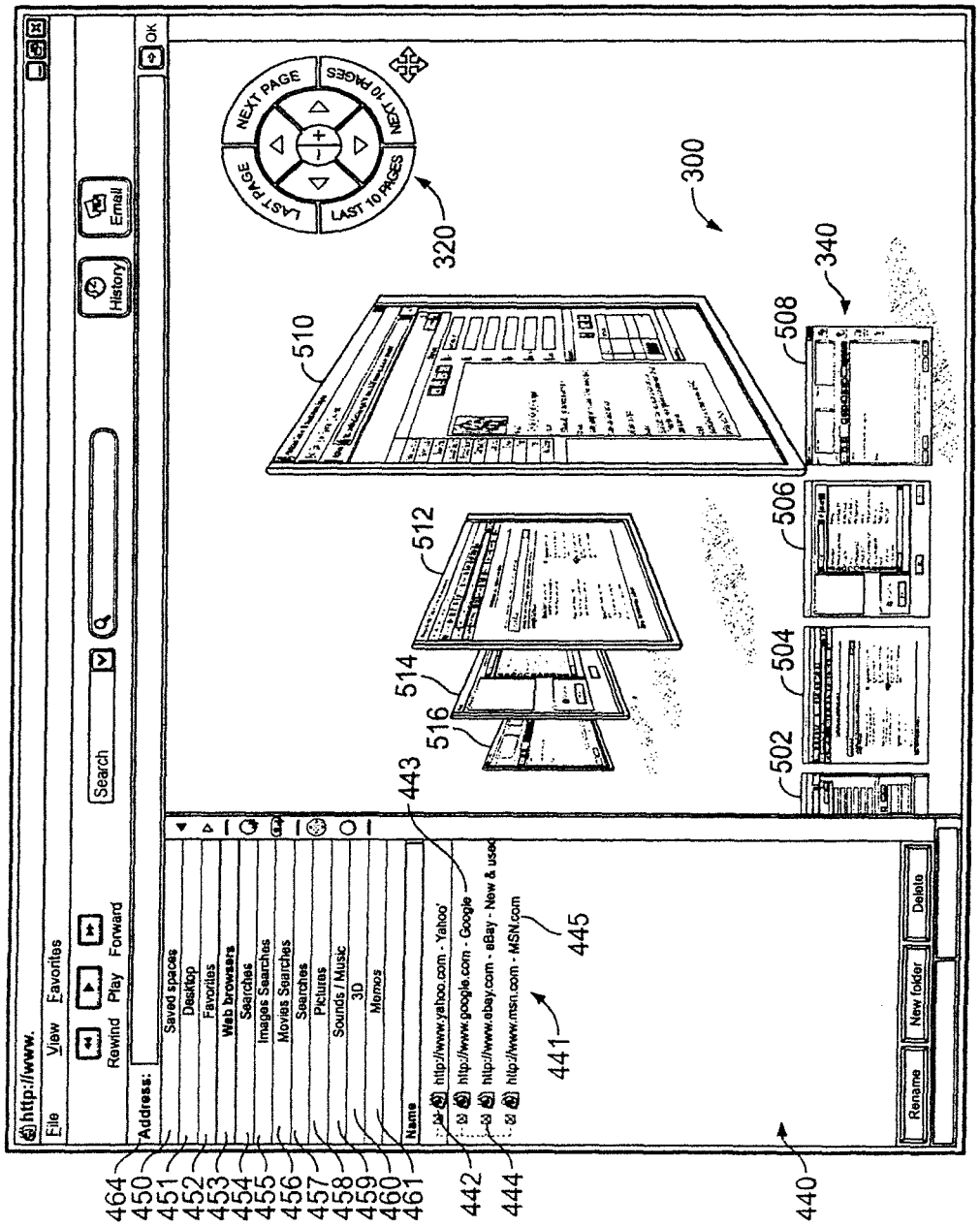
http://www.
File View Favorites
Rewind Play Forward
Search
History
Email
Address:
OK
Saved spaces
Desktop
Favorites
Web browsers
Searches
Images Searches
Movies Searches
Searches
Pictures
Sounds / Music
3D
Memos
Name
http://www.yahoo.com - Yahoo!
http://www.google.com - Google
http://www.ebay.com - eBay - New & used
http://www.msn.com - MSN.com
Rename
New folder
Delete
NEXT PAGE
NEXT 10 PAGES
LAST PAGE
LAST 10 PAGES
300
320
340
502
504
506
508
510
512
514
516
440
441
442
443
444
445
450
451
452
453
454
455
456
457
458
459
460
461
464

FIG. 11

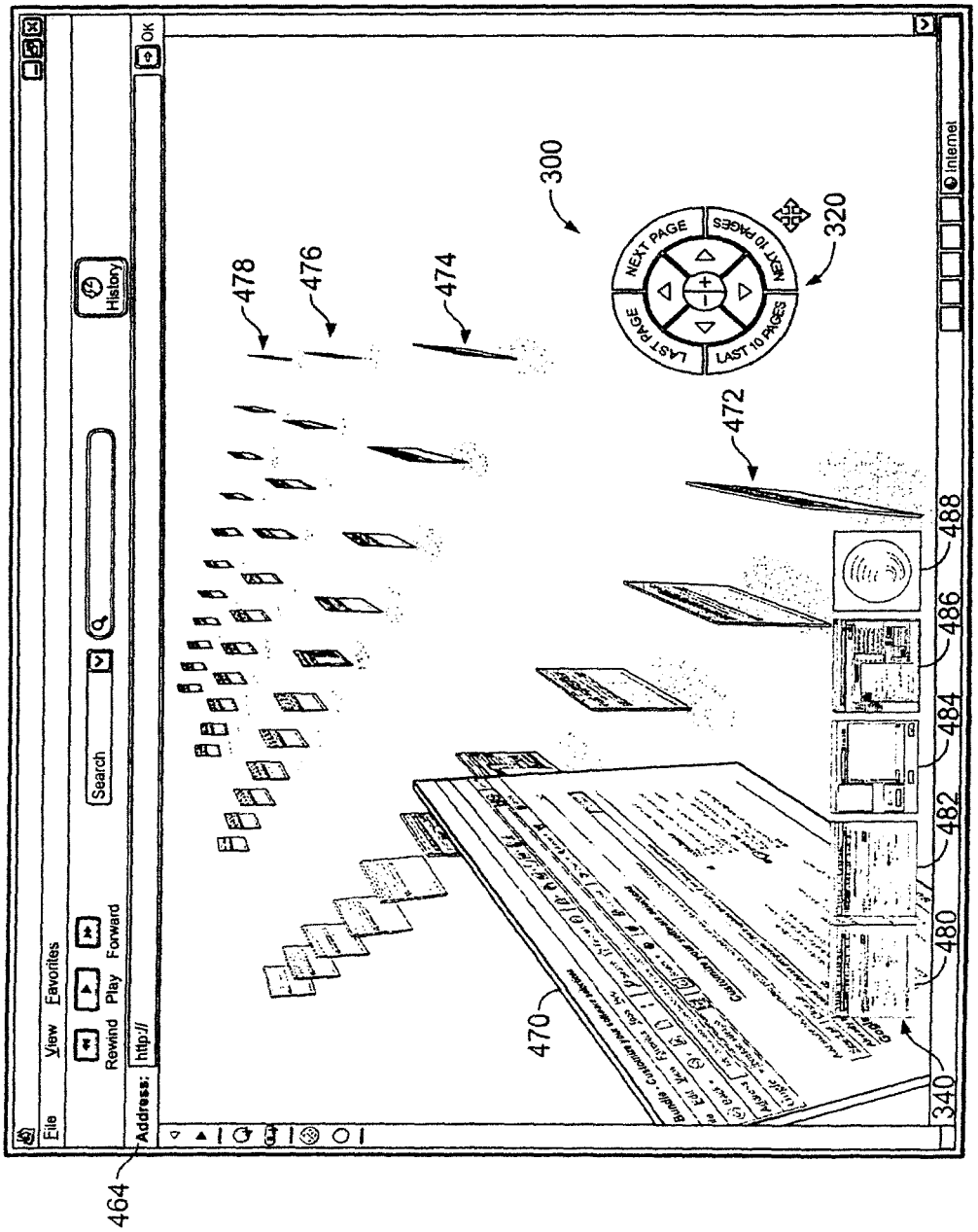
File
View
Favorites
Rewind
Play
Forward
Search
History
Address:
http://
OK
Internet
300
320
NEXT PAGE
NEXT 10 PAGES
LAST PAGE
LAST 10 PAGES
470
472
474
476
478
480
482
484
486
488
340
464

FIG. 12

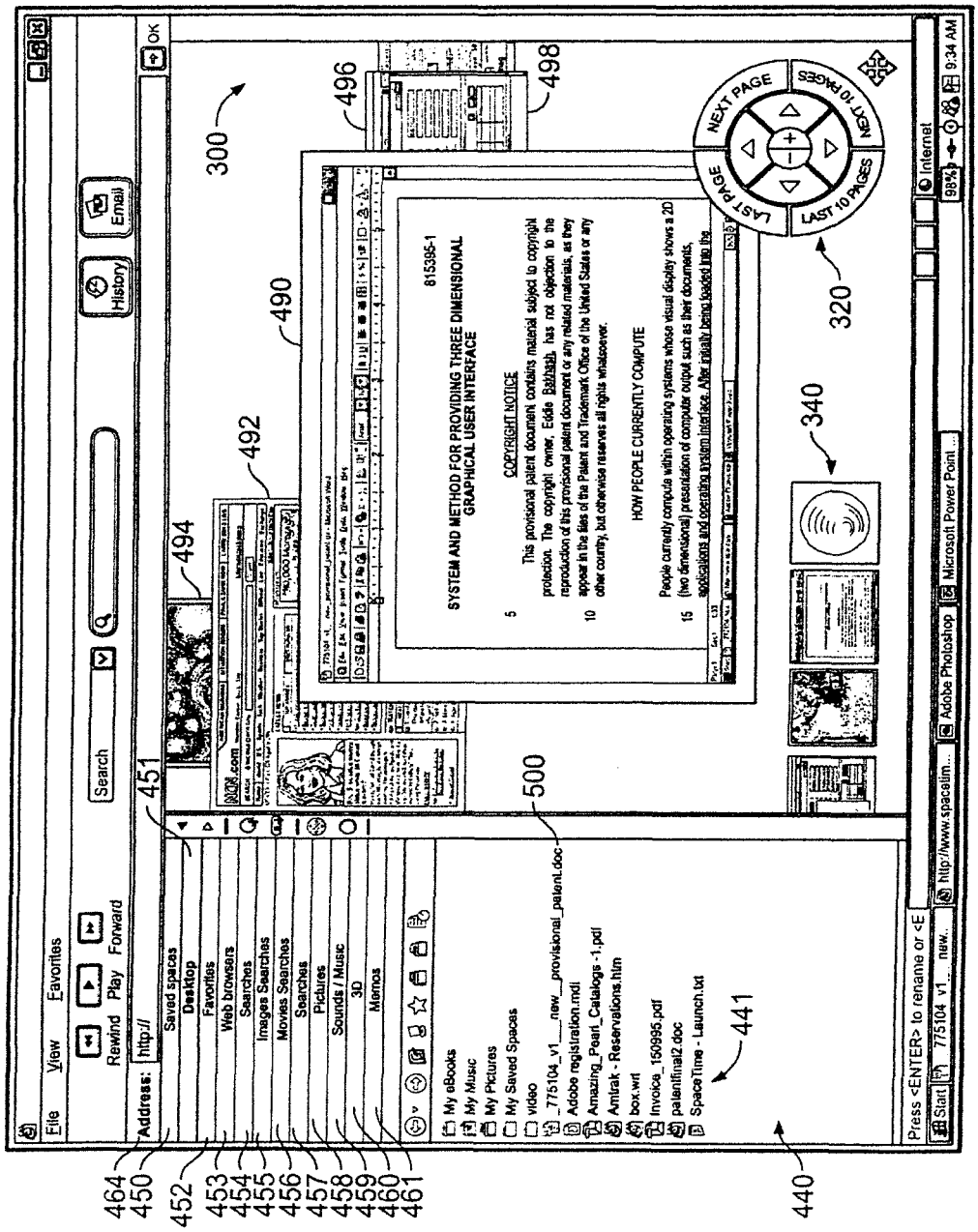
File View Favorites
Rewind Play Forward
Address: http://
Search
History
Email
OK
Saved Spaces
Desktop
Favorites
Web browsers
Searches
Images Searches
Movies Searches
Searches
Pictures
Sounds / Music
3D
Memos
My eBooks
My Music
My Pictures
My Saved Spaces
video
_775104_v1___new__provisional_patent.doc
Adobe registration.mdl
Amazing_Pearl_Catalogs -1.pdf
Amtrak - Reservations.htm
box.wrl
Invoice_150995.pdf
patentfinal2.doc
SpaceTime - Launch.txt
Press <ENTER> to rename or <E
Start
775104_v1__new...
http://www.spacetim...
Adobe Photoshop
Microsoft Power Point...
Internet
98%
9:34 AM
815395-1
SYSTEM AND METHOD FOR PROVIDING THREE DIMENSIONAL GRAPHICAL USER INTERFACE
COPYRIGHT NOTICE
This provisional patent document contains material subject to copyright protection. The copyright owner, Eddie Bathiash, has not objection to the reproduction of this provisional patent document or any related materials, as they appear in the files of the Patent and Trademark Office of the United States or any other country, but otherwise reserves all rights whatsoever.
HOW PEOPLE CURRENTLY COMPUTE
People currently compute within operating systems whose visual display shows a 2D (two dimensional) presentation of computer output such as their documents, applications and operating system interface. After initially being loaded into the
NEXT PAGE
LAST PAGE
NEXT 10 PAGES
LAST 10 PAGES
300
320
340
440
441
450
451
452
453
454
455
456
457
458
459
460
461
464
490
492
494
496
498
500

FIG. 13A

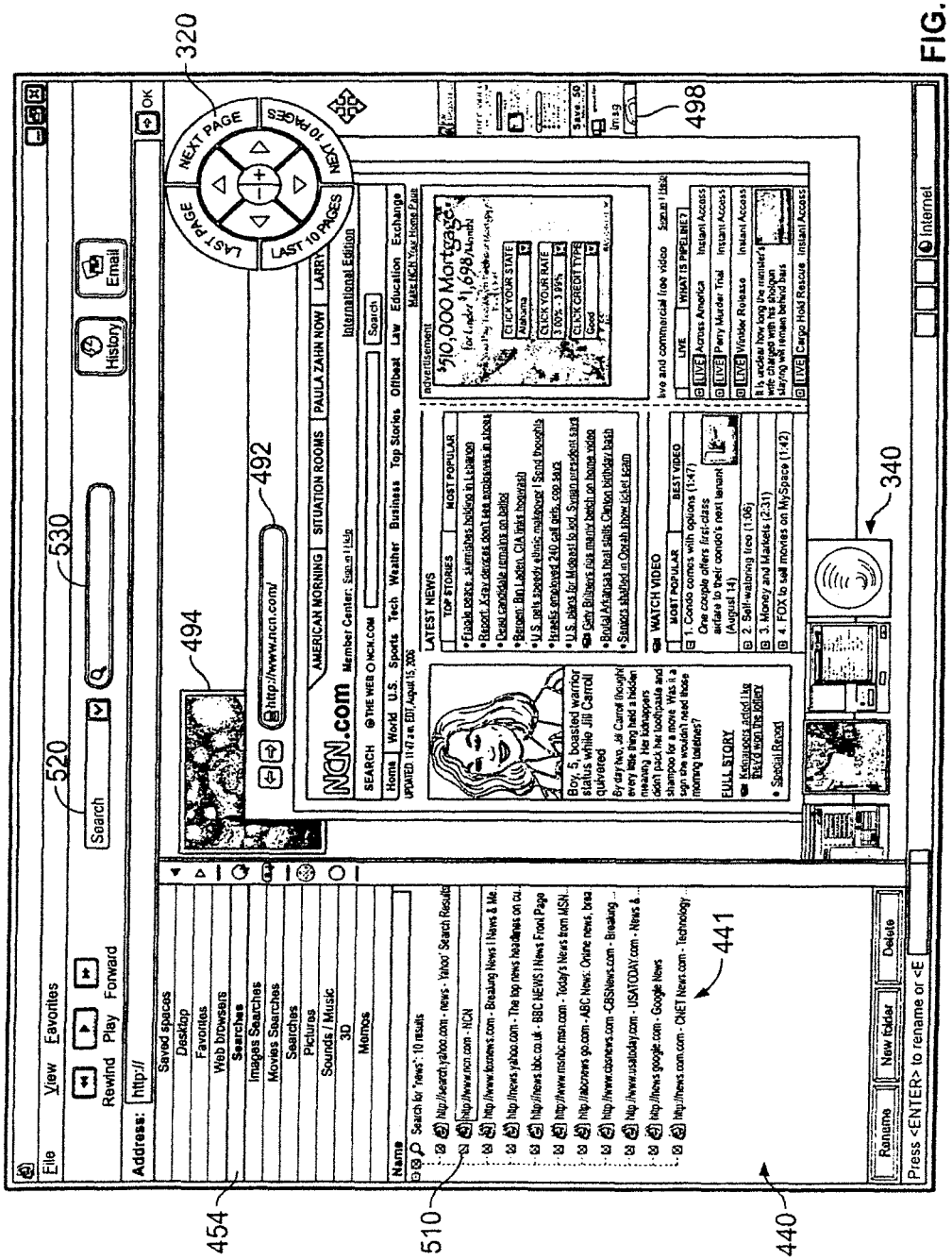
320
530
520
494
492
498
340
441
454
510
440
NEXT PAGE
NEXT 10 PAGES
LAST PAGE
LAST 10 PAGES
Search
History
Email
Rewind
Play
Forward
Address:
Saved spaces
Desktop
Favorites
Web browsers
Searches
Images Searches
Movies Searches
Searches
Pictures
Sounds / Music
3D
Memos
Name
Rename
New folder
Delete
Press <ENTER> to rename or <E
Internet
NCN.com
AMERICAN MORNING
SITUATION ROOMS
PAULA ZAHN NOW
LARRY
International Edition
LATEST NEWS
WATCH VIDEO
FULL STORY
$510,000 Mortgage
CLICK YOUR STATE
CLICK YOUR RATE
CLICK CREDIT TYPE
Boy, 5, boasted warrior status while Jill Carroll quivered

FIG. 13B

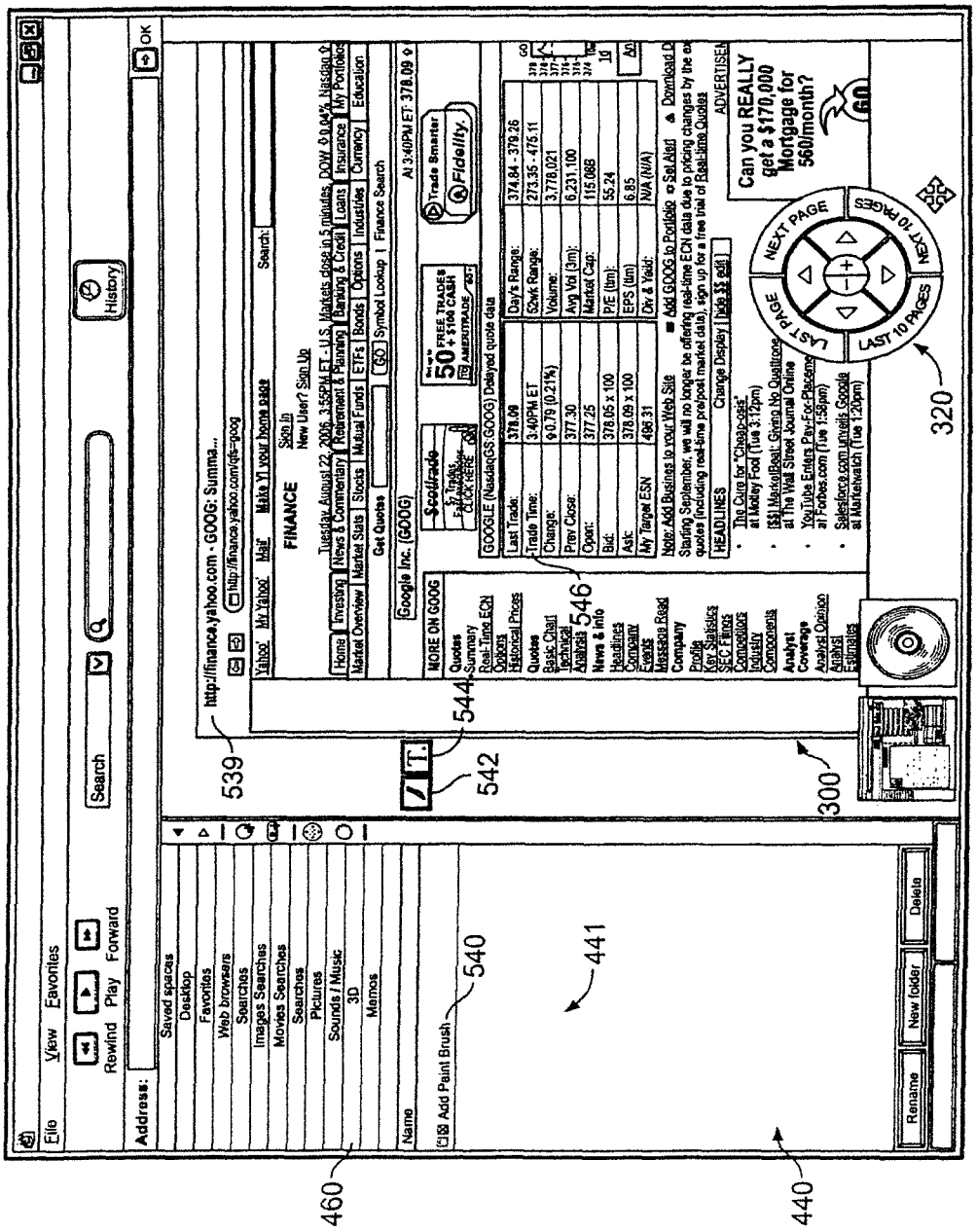
File View Favorites
Rewind Play Forward
Address:
Saved spaces
Desktop
Favorites
Web browsers
Searches
Images Searches
Movies Searches
Searches
Pictures
Sounds / Music
3D
Memos
Name
Add Paint Brush
Rename
New folder
Delete
History
Search
http://finance.yahoo.com - GOOG: Summa...
http://finance.yahoo.com/gb-goog
FINANCE
Google Inc. (GOOG)
GOOGLE (NasdaqGS:GOOG) Delayed quote data
Can you REALLY get a $170,000 Mortgage for 560/month?
NEXT PAGE
LAST PAGE
NEXT 10 PAGES
LAST 10 PAGES
539
540
541
542
544
546
300
320
440
460

FIG. 14


File
View
Favorites
Rewind
Play
Forward
Search
History
Address:
http://
OK
522
530
La chambre de Van Gogh a Arles, 1889.jpg
552
Van_Gogh_Starlight_Over_The_Rhone.jpg
554
556
558
NEXT PAGE
LAST PAGE
NEXT 10 PAGES
LAST 10 PAGES
320
300
550
340
Internet

FIG. 15

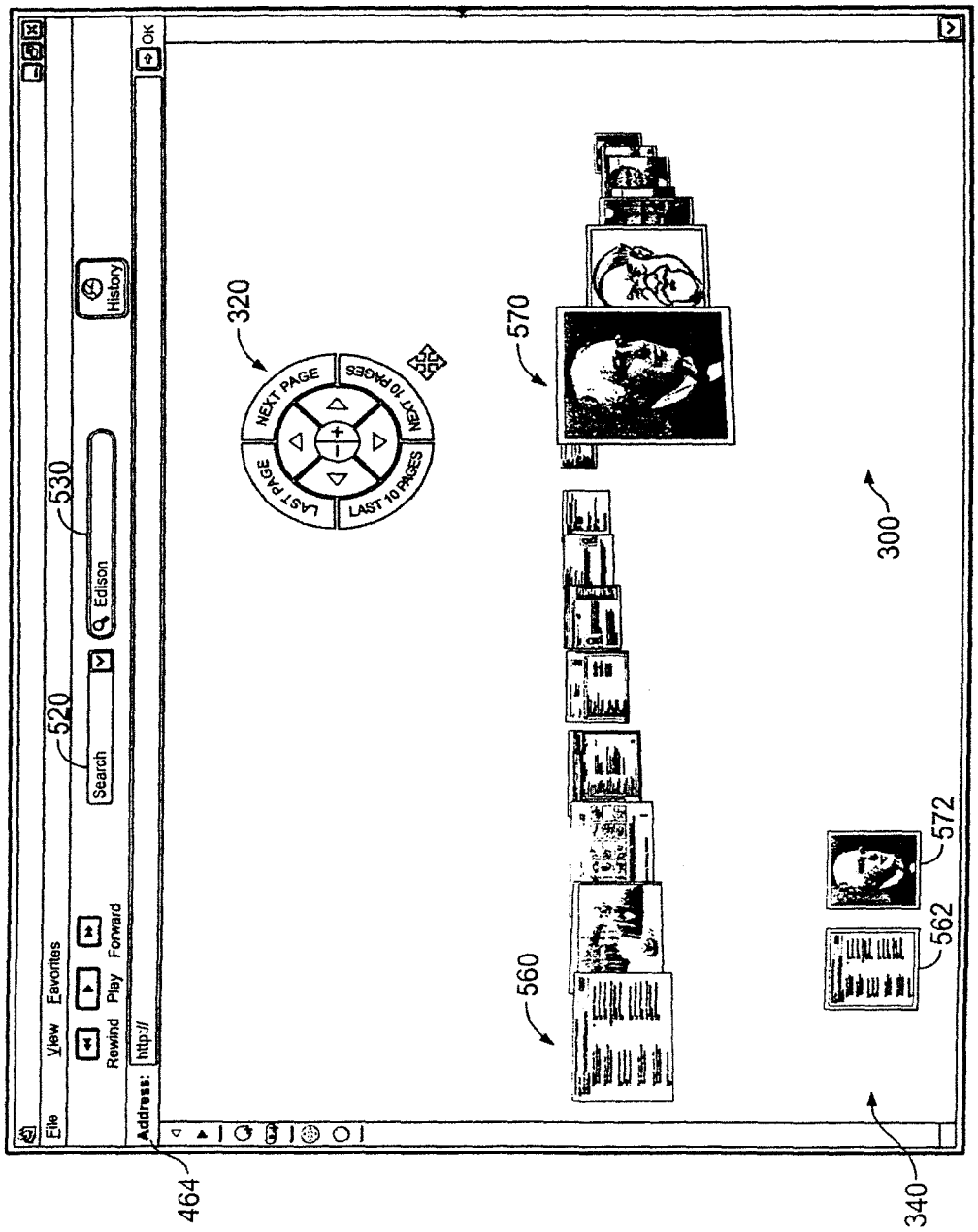
File
View
Favorites
Rewind
Play
Forward
Search
Edison
History
Address:
http://
OK
520
530
464
320
NEXT PAGE
NEXT 10 PAGES
LAST PAGE
LAST 10 PAGES
570
560
572
562
300
340

FIG. 16A

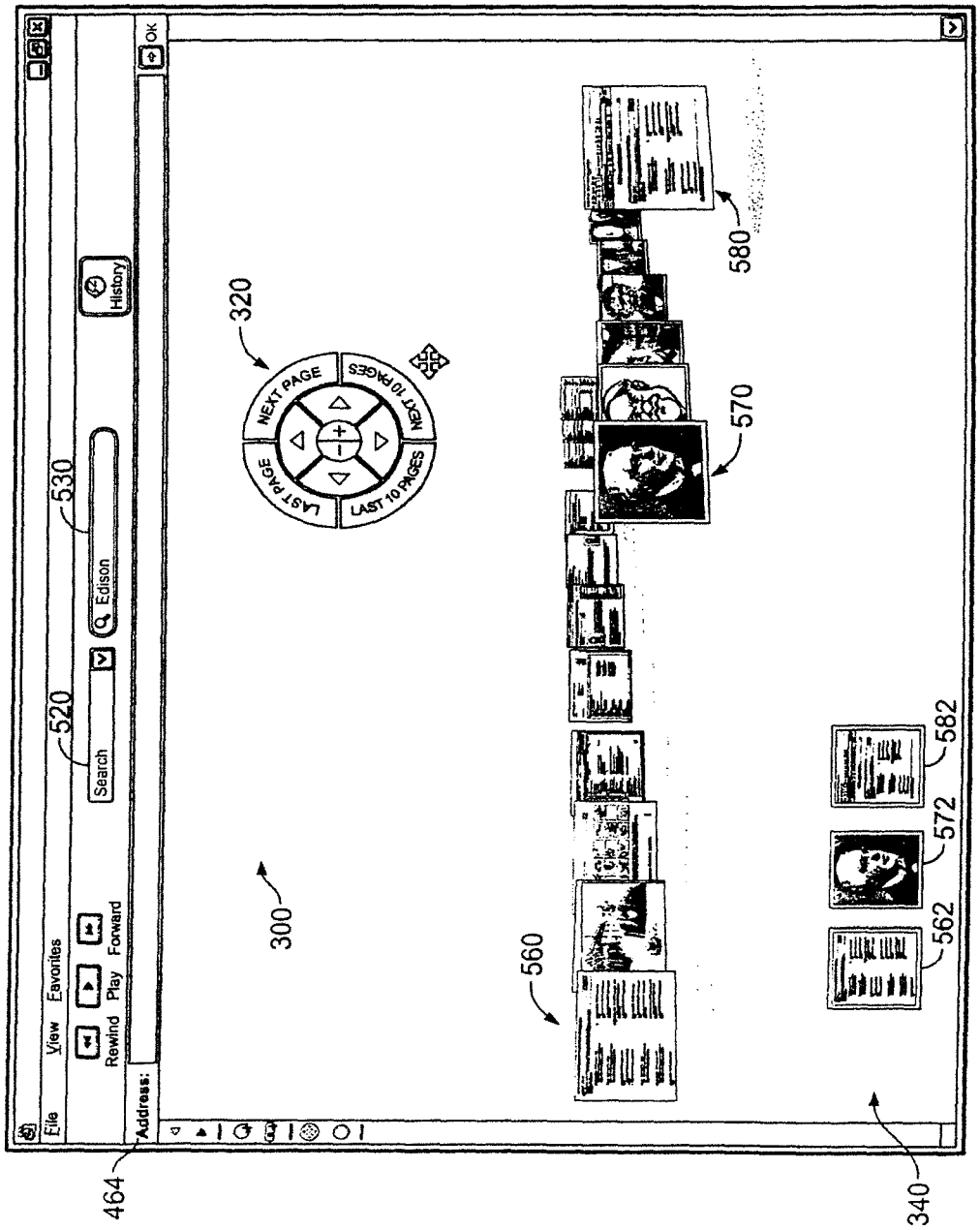
File
View
Favorites
Rewind
Play
Forward
Search
Edison
History
Address:
OK
NEXT PAGE
NEXT 10 PAGES
LAST PAGE
LAST 10 PAGES
300
320
340
464
520
530
560
562
570
572
580
582

FIG. 16B

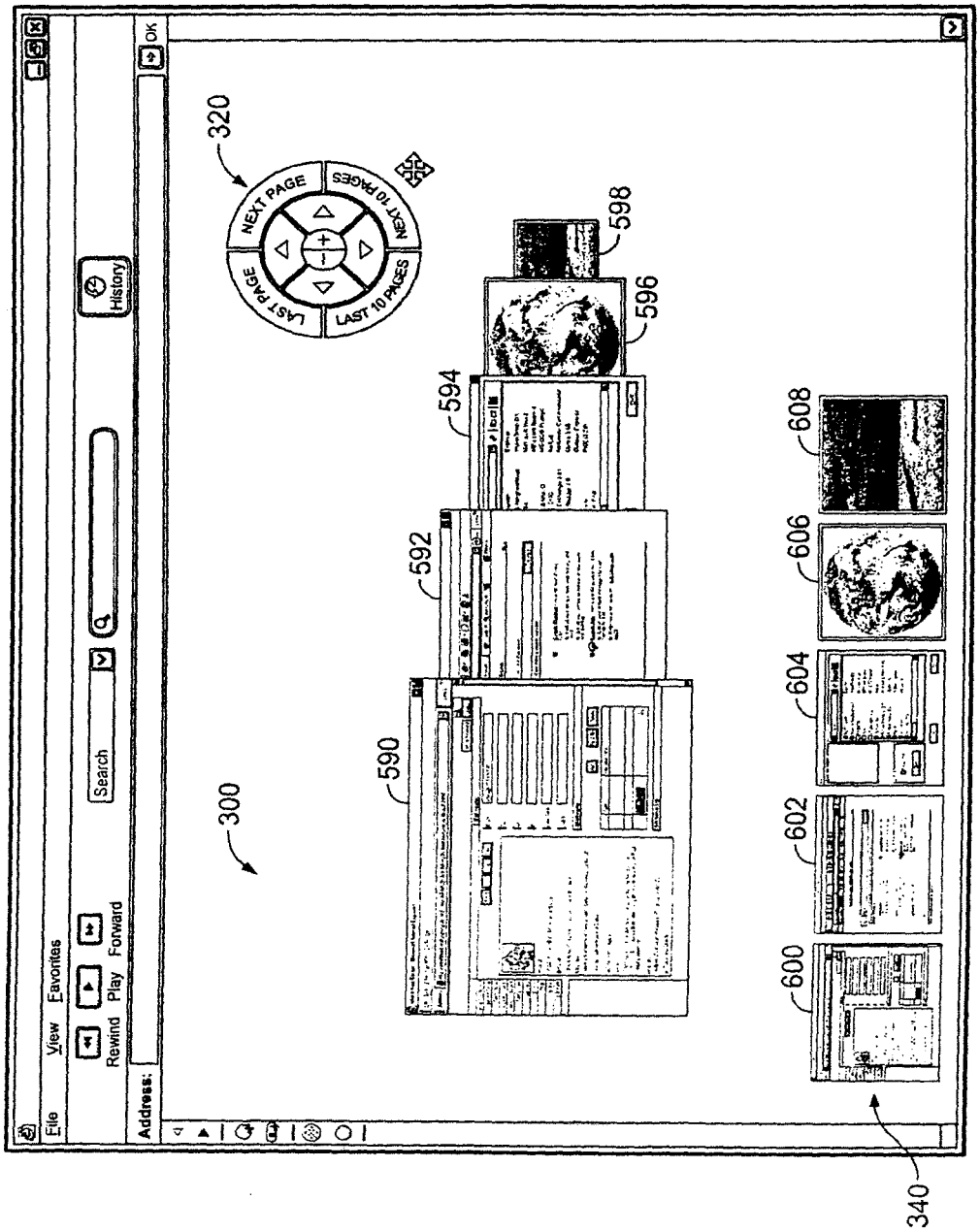
File
View
Favorites
Rewind
Play
Forward
Search
History
Address:
OK
300
320
NEXT PAGE
NEXT 10 PAGES
LAST PAGE
LAST 10 PAGES
590
592
594
596
598
600
602
604
606
608
340

FIG. 17A

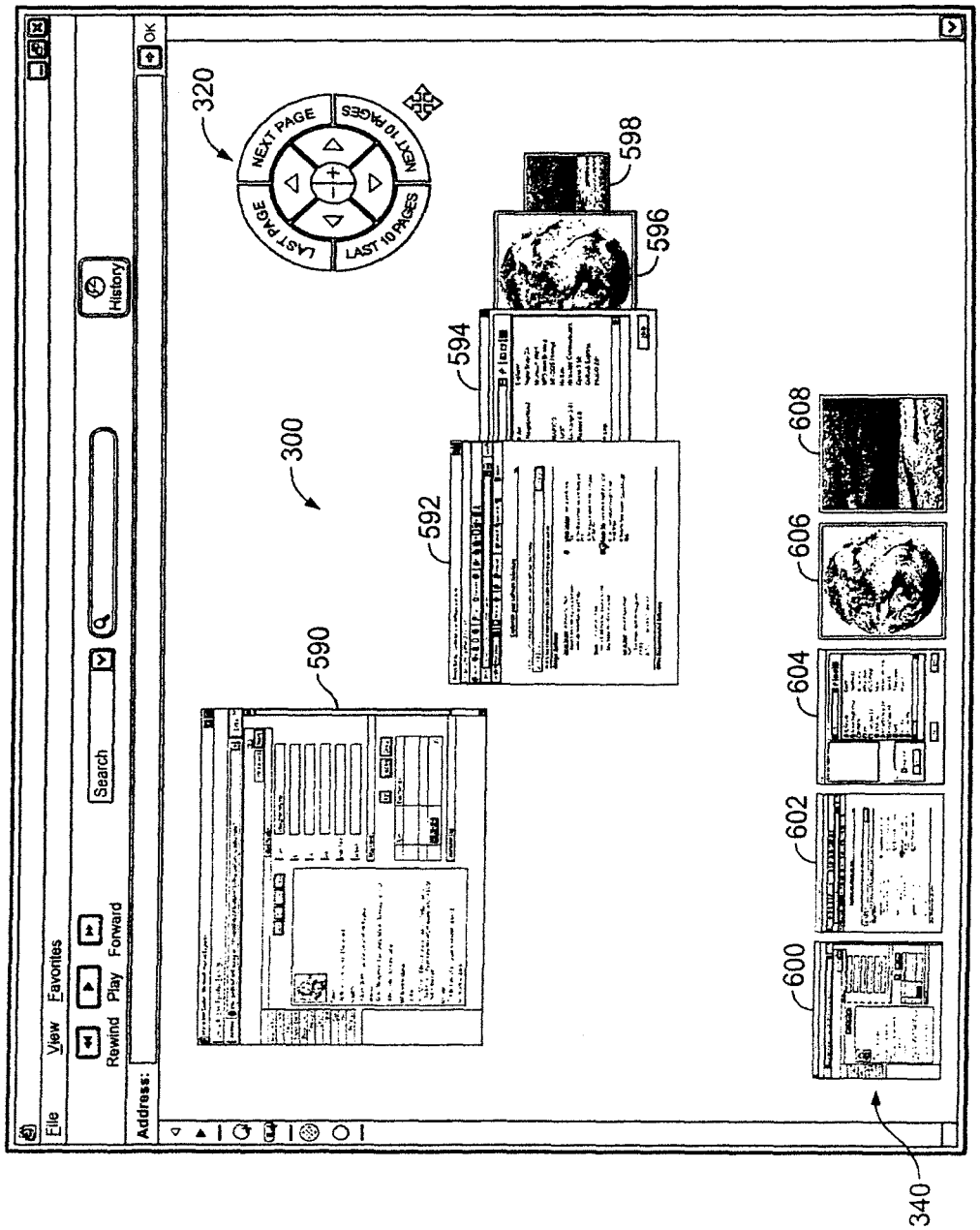
File
View
Favorites
Rewind
Play
Forward
Search
History
Address:
OK
320
NEXT PAGE
NEXT 10 PAGES
LAST PAGE
LAST 10 PAGES
300
590
592
594
596
598
600
602
604
606
608
340

FIG. 17B


File
View
Favorites
Rewind
Play
Forward
Search
History
Address:
OK
NEXT PAGE
NEXT 10 PAGES
LAST PAGE
LAST 10 PAGES
590
592
594
596
598
600
602
604
606
608
340

FIG. 17C

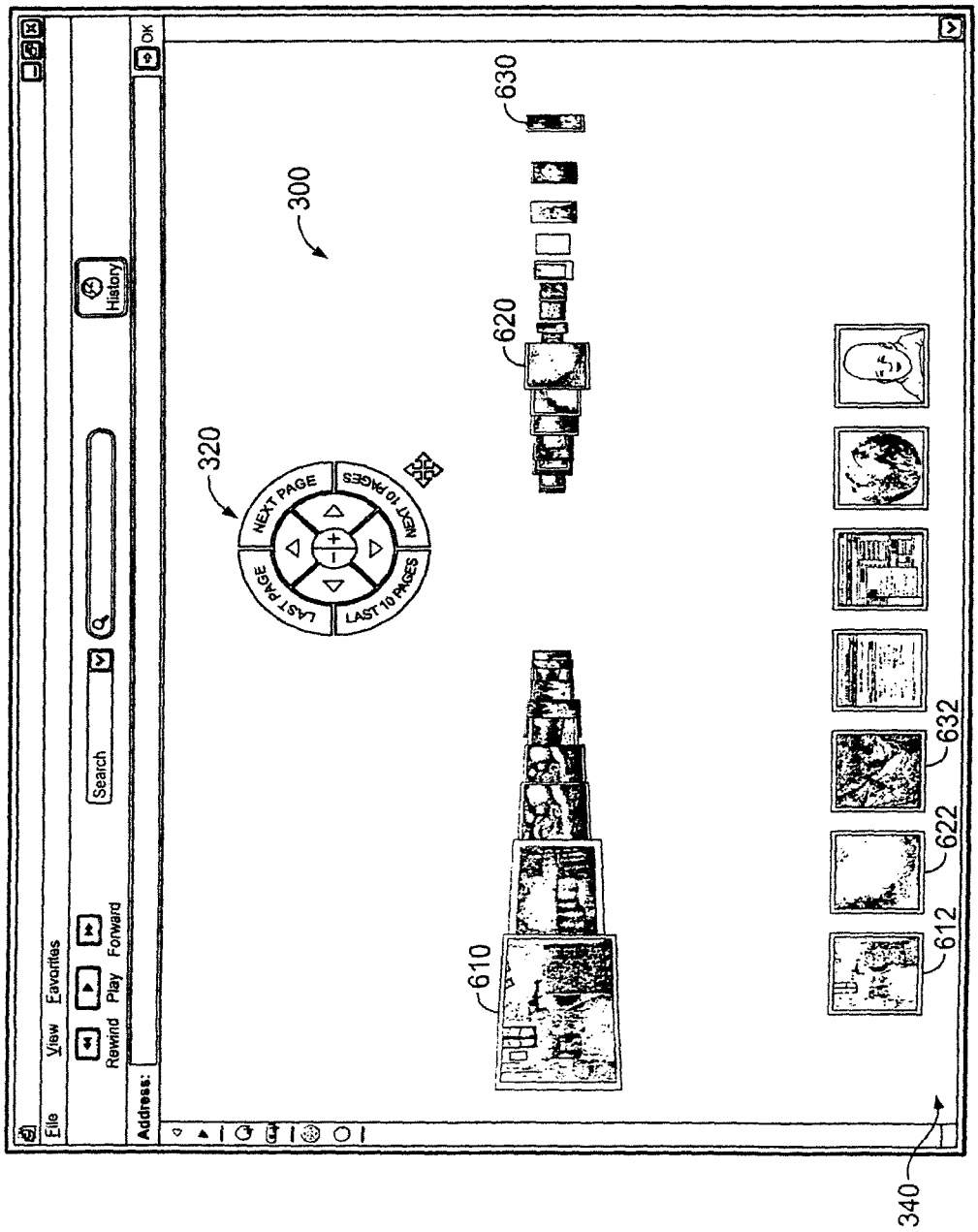
File
View
Favorites
Rewind
Play
Forward
Search
History
Address:
OK
300
320
NEXT PAGE
NEXT 10 PAGES
LAST PAGE
LAST 10 PAGES
610
620
630
612
622
632
340

FIG. 18

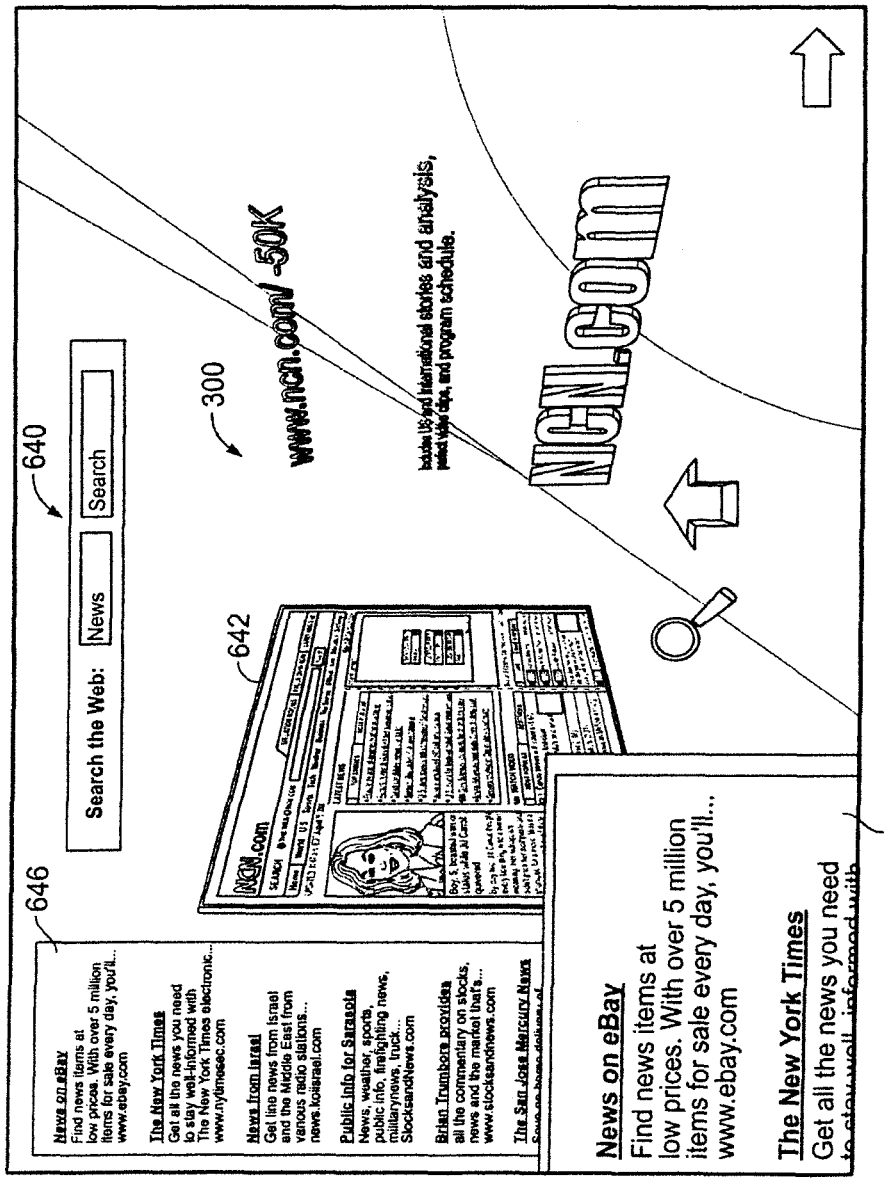
640
Search the Web:
News
Search
300
www.ncn.com/ -50K
642
646
644
News on eBay
Find news items at low prices. With over 5 million items for sale every day, you'll... www.ebay.com
The New York Times
Get all the news you need to stay well-informed with The New York Times electronic... www.nytimesec.com
News from Israel
Get line news from Israel and the Middle East from various radio stations... news.kolsrael.com
Public Info for Sarasota
News, weather, sports, public info, fire/fighting news, military news, truck... StocksandNews.com
Brian Trumbore provides all the commentary on stocks, news and the market that's... www.stocksandnews.com
The San Jose Mercury News
NCN.com

FIG. 19

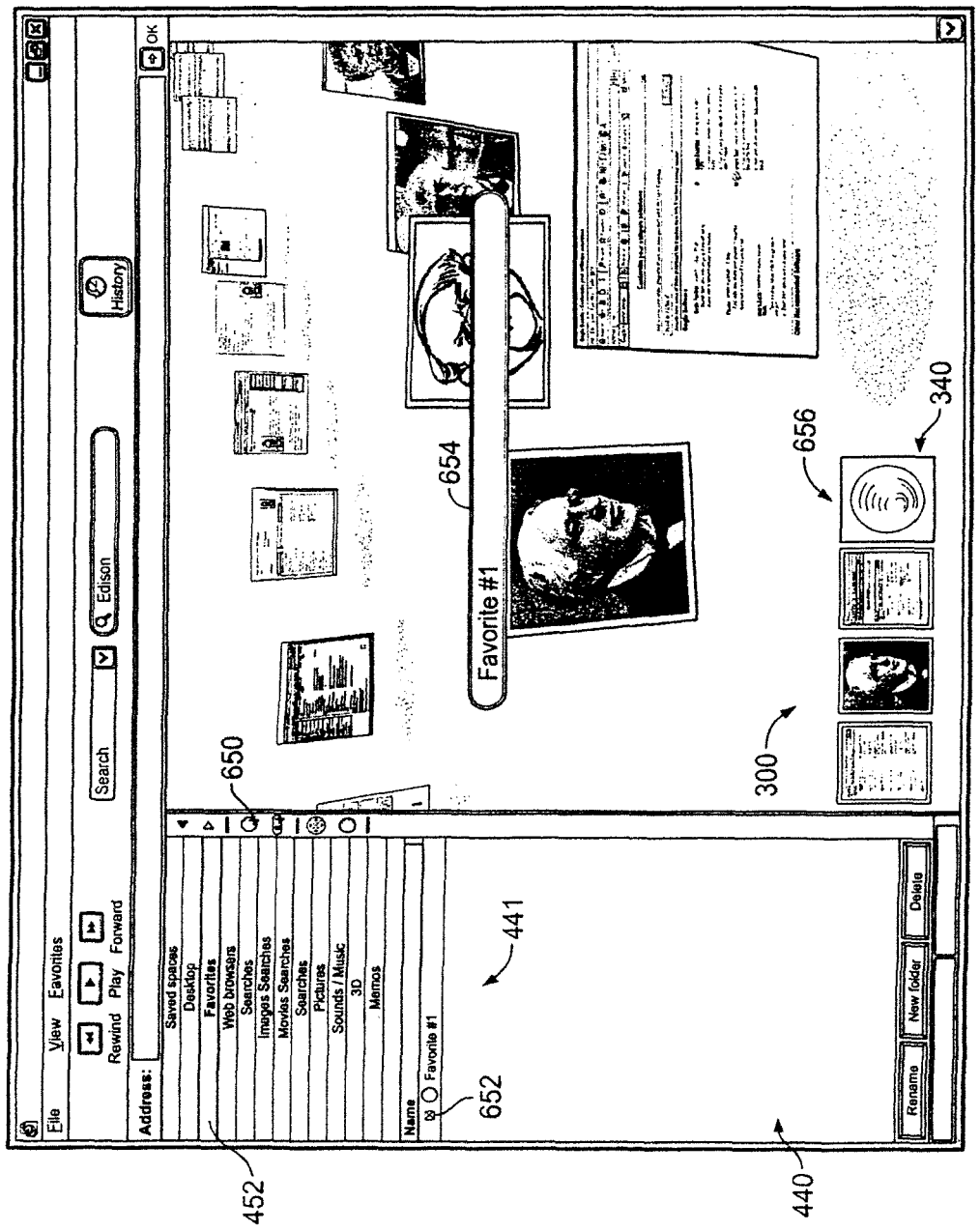
File
View
Favorites
Rewind
Play
Forward
Search
Edison
History
Address:
OK
Saved spaces
Desktop
Favorites
Web browsers
Searches
Images Searches
Movies Searches
Searches
Pictures
Sounds / Music
3D
Memos
Name
Favorite #1
Rename
New folder
Delete
Favorite #1
650
652
654
656
340
300
441
440
452

FIG. 20

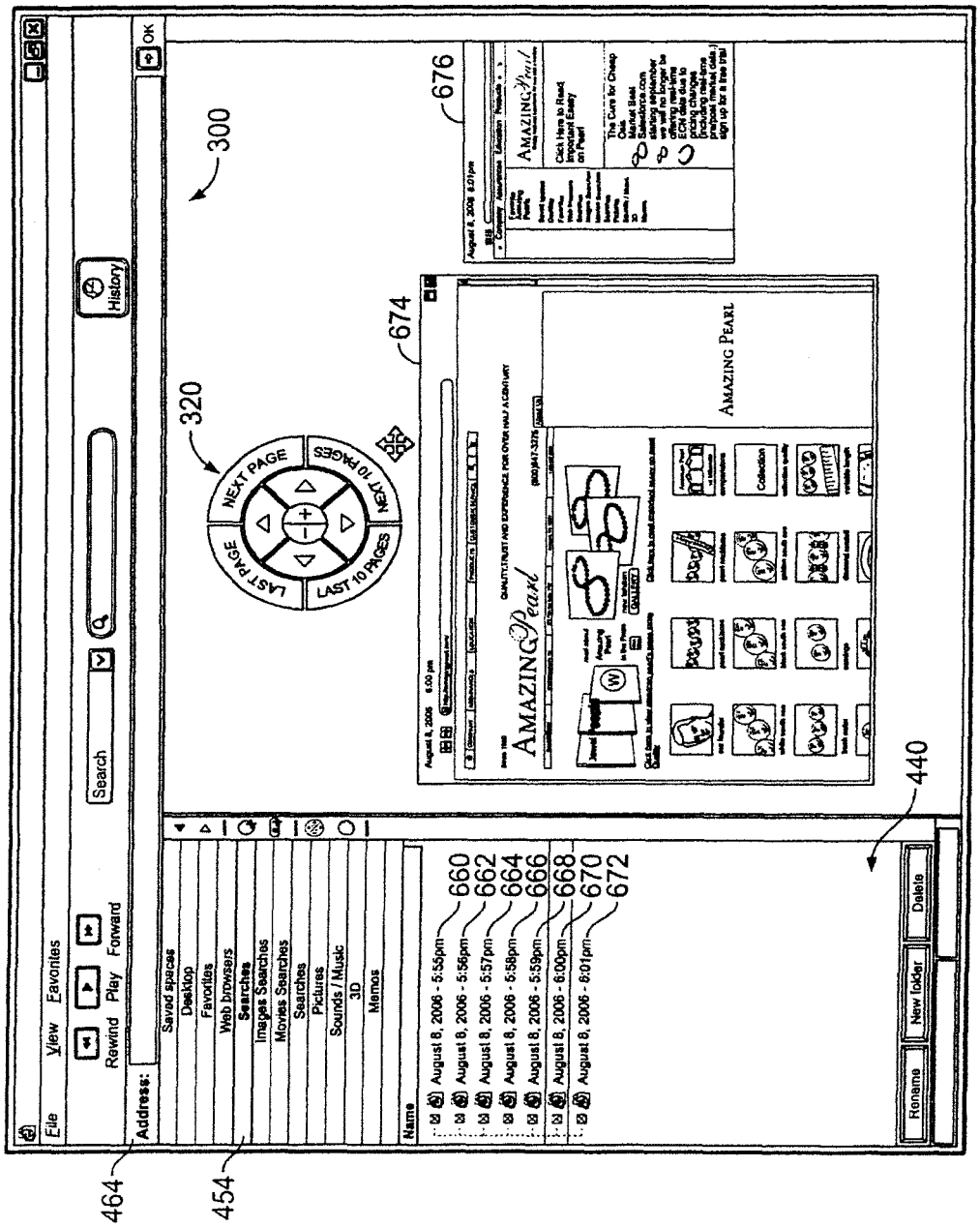
File View Favorites
Rewind Play Forward
Search
History
Address:
OK
Saved spaces
Desktop
Favorites
Web browsers
Searches
Images Searches
Movies Searches
Searches
Pictures
Sounds / Music
3D
Memos
Name
August 8, 2006 - 5:55pm
August 8, 2006 - 5:56pm
August 8, 2006 - 5:57pm
August 8, 2006 - 5:58pm
August 8, 2006 - 5:59pm
August 8, 2006 - 6:00pm
August 8, 2006 - 6:01pm
Rename
New folder
Delete
300
320
NEXT PAGE
NEXT 10 PAGES
LAST PAGE
LAST 10 PAGES
674
676
440
464
454
660
662
664
666
668
670
672

FIG. 21

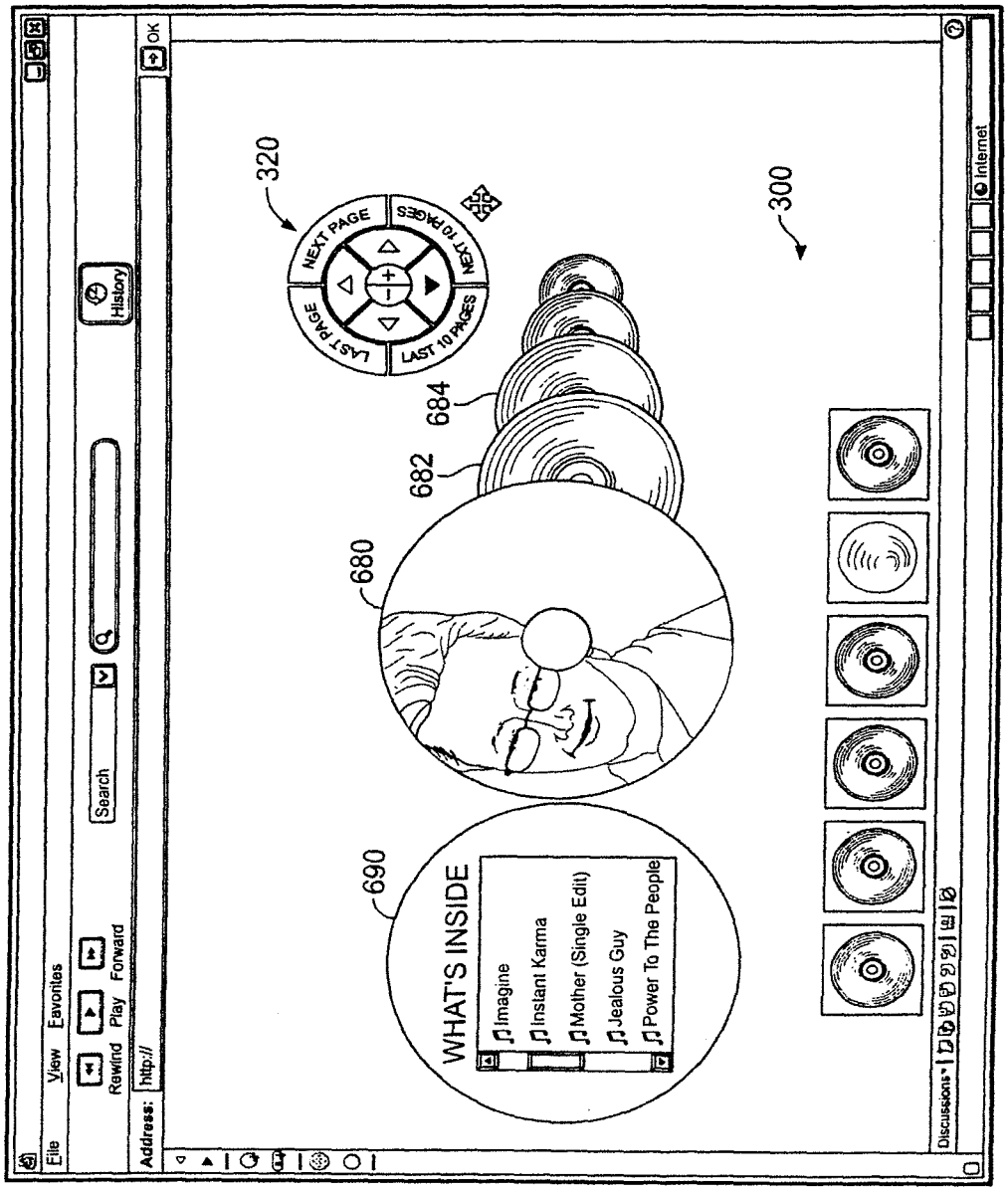
File
View
Favorites
Rewind
Play
Forward
Search
History
Address:
http://
OK
320
NEXT PAGE
NEXT 10 PAGES
LAST PAGE
LAST 10 PAGES
300
684
682
680
690
WHAT'S INSIDE
Imagine
Instant Karma
Mother (Single Edit)
Jealous Guy
Power To The People
Discussions
Internet

FIG. 22

SYSTEM AND METHOD FOR PROVIDING THREE-DIMENSIONAL GRAPHICAL USER INTERFACE

CROSS-REFERENCE TO RELATED APPLICATION

This application is a continuation of U.S. patent application Ser. No. 14/503,142, filed Sep. 30, 2014, which is a continuation of U.S. patent application Ser. No. 12/751,879, filed Mar. 31, 2010, now U.S. Pat. No. 8,881,048, which is a continuation of U.S. patent application Ser. No. 11/531,676, filed Sep. 13, 2006, now U.S. Pat. No. 7,735,018, which claims priority pursuant to 35 U.S.C. §119(e) to U.S. Provisional Application No. 60/717,019, filed Sep. 13, 2005, which applications are specifically incorporated herein, in their entirety, by reference.

COPYRIGHT NOTICE

This patent document contains material that is subject to copyright protection. The copyright owner has no objection to the reproduction of this patent document or related materials as they appear in the files of the patent offices of the United States or other countries, but otherwise reserves all copyright rights whatsoever.

BACKGROUND OF THE INVENTION

1. Field of the Invention

The present invention is directed toward graphical user interfaces for operating and accessing information on a computer, and more particularly, to a three-dimensional ("3D") interactive computing interface and sorting interface comprising information from real-time and static sources, including, but not limited to, meta search results from the Web; information from APIs, webservices, search engines, application programs, and networks; and files on the end user's desktop.

2. Description of Related Art

Currently, people use computers by inputting information into the computer to achieve a given output. Often this can be a series of tedious steps (mouse clicks and keyboard inputs) to run applications and documents or navigate to information. To get to new computing experiences, people often have to close their current applications and documents, hide them or overlap them on a finite desktop by drawing them on top of each other, and then mine through folders within folders to find them again at a later date. The user's desktop is finite, and one must redo the same tasks over and over again. This wastes time by (i) requiring many mouse clicks to open and close documents, (ii) requiring one to remember all the combinations of programs and documents one might need for a given purpose and (iii) requiring one to create elaborate hierarchical folder systems to aid in the process of storing and recalling applications and documents. This is primarily due to the limited space the end user has on their desktop.

People currently compute within operating systems that present computer output, such as documents, applications, and operating system's interface in a 2D (two-dimensional) visual display. After initially being loaded into the computer by the boot program, the operating system controls all the other programs in a computer. Typically, the component of the operating system that summons the style in which this output is displayed is called the GUI or graphical user interface. A successful GUI will use screen presentations

including metaphors that utilize graphic elements such as icons to make an operating system's input and output easier to manage. Most computer operating systems incorporate a GUI that utilizes two-dimensional graphics to capture, process, and output all input from an end user in a 2D form—having height and width only.

This output is usually confined within a window that is drawn on a finite-sized desktop, i.e., the working area of a computer, that has a given length and width. When the computer's output exceeds this finite working graphical area, elements of the GUI (the windows) are typically drawn on top of each other such that the GUI components overlap one another other. In some operating systems, a shadow is drawn beneath these overlapping windows on the desktop to make them appear as if they have depth. This technique allows an end user to identify the overlapping windows more easily.

We live in a 3D (three-dimensional) world where we see that objects not only have a horizontal position (x) and vertical position (y) but also have depth (z) that is also known as time, according to the three-dimensional coordinate system of mathematics. This notion of expressing depth or time in a visual computer metaphor is important for the creation of a visual history of the end user's computing sessions. By plotting new output of the computer (instead of replacing) in a virtual space that does not overlap or substitute what exists on the finite desktop, a new virtual space through depth and time is created. For example, if one were to pull up the webpage for the URL http://www.yahoo.com, and then click on a hyperlink (e.g., finance), the current webpage in its window would be replaced by the webpage for Yahoo! finance.

3D has shown itself in computing primarily in the following areas: (1) games, (2) CAD/medical visualization, and (3) virtual worlds. A virtual world is a computer-simulated environment that its users can inhabit and interact with via avatars. This habitation usually is represented in the form of two- or three-dimensional graphical representations of humanoids (or other graphical or text-based avatars).

The navigation window of many desktop operating systems use controls and buttons to allow end users to navigate to other folders and windows in the hierarchical structure of the file system. Often, in navigating to new windows, the new windows replace the display of the current window. Accordingly, it would be very desirable to provide an improved graphical user interface that allows the user to efficiently navigate though a virtual space wherein groups of windows can be easily organized, stored, and retrieved.

SUMMARY OF THE INVENTION

The present invention addresses the shortcomings of the prior-art systems and methods. In particular, the present invention is directed to a system and method for providing an improved 3D graphical user interface.

In accordance with one aspect of the embodiments described herein, there is provided a graphical user interface that uses the two-dimensional ("2D") display of a user's computer to display three-dimensional ("3D") objects in a simulated real-time 3D immersive Cartesian space.

In one embodiment, there is provided a system whereby new computing output occupies new virtual space near the original output, without losing the original output. When an end user clicks on a hyperlink on the webpage, there appears in the virtual space a new webpage that is linked to but does not replace the current webpage in its window; rather, the

new webpage is drawn in a new virtual space. This way, the end user can visit past visual computing moments in time.

In accordance with another aspect of the embodiments described herein, there is provided a method for providing a three-dimensional graphical user interface, comprising receiving an input from an end user, capturing computing output from at least one computer source in response to the received end-user input, and presenting the computing output as at least two objects within a three-dimensional virtual space displayed to the end user.

In one embodiment, the method further comprises generating a timeline that includes an icon for each object presented within the virtual space, wherein the icons are organized in linear chronological order according to when the objects were presented within the virtual space and displaying the timeline within the virtual space. In another embodiment, the method further comprises providing a database module for storing and categorizing data regarding each object presented within the virtual space, providing a hyperlink within the database module to respective viewpoint of each object presented within the virtual space, and displaying the data regarding one or more of the objects within the database module presented along with virtual space.

In accordance with another aspect of the embodiments described herein, there is provided a system for providing a three-dimensional graphical user interface, comprising a display screen, an input device for receiving an input from an end user, a processor module operatively coupled to the display screen and the user input device, and a memory module operatively coupled to the processor module. The memory module preferably comprises executable code for the processor to capture computing output from at least one computer source in response to the received end-user input and present the computing output as at least two objects within a three-dimensional virtual space displayed on the display screen.

In one embodiment, the memory module further comprises executable code for the processor to generate a timeline that includes an icon for each object presented within the virtual space, wherein the icons are organized in linear chronological order according to when the objects were presented within the Cartesian space, and display the timeline within the virtual space. In another embodiment, the memory module further comprises executable code for the processor to provide a database module for storing and categorizing data regarding each object presented within the virtual space, provide a hyperlink within the database module to respective viewpoint of each object presented within the virtual space, and display the data regarding one or more of the objects within the database module presented along with virtual space.

In accordance with another aspect of the embodiments described herein, there is provided a system for providing a three-dimensional graphical user interface in a computer network, comprising a server connected to the computer network and a user-interface application executing in association with the server to provide the functions of receiving an input from an end user, capturing computing output from at least one computer source in response to the received end-user input, and presenting the computing output as at least two objects within a three-dimensional virtual space displayed to the end user.

In one embodiment, the user-interface application executing in association with the server further provides the functions of generating a timeline that includes an icon for each object presented within the virtual space, wherein the icons are organized in linear chronological order according to when the objects were presented within the Cartesian space, and displaying the timeline within the virtual space. In one embodiment, the user-interface application executing in association with the server further provides the functions of: providing a database module for storing and categorizing data regarding each object presented within the virtual space, providing a hyperlink within the database module to respective viewpoint of each object presented within the virtual space, and displaying the data regarding one or more of the objects within the database module presented along with virtual space.

In accordance with another aspect of the embodiments described herein, there is provided a network system for providing a three-dimensional graphical user interface, comprising: a computer-server network comprising a plurality of servers in communication with each other; at least one display screen operatively coupled to the computer-server network; at least one input device for receiving an input from an end user, the input device being operatively coupled to the computer server network; and a software module for providing a series of screen displays to the end user, the software module being accessible by one or more of the servers of the computer-server network. The software module preferably comprises instructions for directing the servers to capture computing output from at least one network source in response to the received end-user input and to present the computing output as at least two objects within a simulated three-dimensional Cartesian space displayed on the display screen.

In one embodiment, the software module further comprises instructions for directing the servers to generate a timeline that includes an icon for each object presented within the Cartesian space, wherein the icons are organized in linear chronological order according to when the objects were presented within the Cartesian space and to display the timeline within the Cartesian space. In another embodiment, the software module further comprises instructions for directing the servers to provide a database module for storing and categorizing data regarding each object presented within the virtual space, to provide a hyperlink within the database module to respective viewpoint of each object presented within the virtual space, and to display the data regarding one or more of the objects within the database module presented along with virtual space.

In accordance with another aspect of the embodiments described herein, there is provided a computer-readable recording medium for storing a computer program that makes a computer execute: receiving an input from an end user; capturing computing output from at at least one computer source in response to the received end-user input; and presenting the computing output as at least two objects within a simulated three-dimensional Cartesian space displayed to the end user.

In one embodiment, the computer program makes the computer generate a timeline that includes an icon for each object presented within the Cartesian space, wherein the icons are organized in linear chronological order according to when the objects were presented within the Cartesian space, and display the timeline within the Cartesian space. In another embodiment, the computer program makes the computer provide a database module for storing and categorizing data regarding each object presented within the virtual space, provide a hyperlink within the database module to respective viewpoint of each object presented within the

virtual space, and display the data regarding one or more of the objects within the database module presented along with virtual space.

In accordance with another aspect of the embodiments described herein, there is provided a 3D graphical user interface that takes a user from one computing place to another while creating the illusion of infinite space in three dimensions ("3D"). By capturing the output of the user's traditional two-dimensional desktop, the 3D GUI stages this output seamlessly in a 3D space by plotting the windows or other graphical representations of programs in 3D. In one embodiment of the present invention, the 3D GUI anticipates what the user may seek next (for example, the next webpage in a search result), eliminates dormant computing time, and puts the user in a reduced-click computing environment by automatically plotting the new computing experience while visually recording the old.

Because the 3D GUI creates the illusion of infinite space in 3D, it can create a visual history of the user's computing session, whereby the user can visit past visual computing events (or a snapshot in time) by simply navigating to previously recorded states or viewpoints. Accordingly, the 3D GUI can function as a visual chronological history of the user's computing session, whereby the user can name the computer experience they are currently having through their position (or viewpoint) in a 3D space and revisit it by recalling the name or title at a later time. The 3D GUI automates computing by remembering where the user left off last—visually—such that the next time the user requires the same series of inputs to achieve that same given output, the 3D GUI will navigate the user through a 3D space that is the visual history of where the user last left off.

In one embodiment, the 3D GUI can run as an Active X control within a browser window on the desktop of a computer (in conjunction with a web-browser program, such as Internet Explorer). In addition, the present invention can run as a stand-alone application or embedded within an HTML page. For example, a 3D virtual space (that was saved in the 3D GUI) of a series of photographs of a model wearing different jewelry styles can be embedded on a jewelry e-commerce site by embedding the code for the Active X control version of the 3D GUI into the markup language of the HTML page according to the syntax for the component.

The program may run, for example, in conjunction with Internet Explorer, other web browsers, or stand-alone applications. The 3D GUI allows the user to create a 3D space on their computer or the web. Through programmatic access or helper applications (e.g., represented by interactive icons within the 3D space), the 3D GUI allows the user to locate data, applications, files created by applications, desktop windows, HTML pages, and 3D applications, and it facilitates or invites the graphical output of these files and programs in their interactive 3D spaces. In general, the present invention displays graphics from the user's 2D finite desktop in 3D infinite space while retaining the functionality of the 2D programs and documents. Users will be able to use these files and applications, without restrictions, within 3D spaces.

In accordance with another aspect of the embodiments described herein, the 3D GUI allows the user to create one or multiple 3D spaces on the fly to facilitate the graphical output of files and applications. For example, the user may have the option of linking multiple 3D spaces together, thereby creating a network of 3D spaces. Regardless of where the files or applications are located (e.g., within the same folder, in a subfolder, on a different computer, within the network, on a different network, across the Internet, etc.), the user will have full access to the file through its native program, or to the website through the default browser. In this way, the 3D GUI allows the output of disparate computer programs to visually converge in one expandable, changeable 3D space.

A more complete understanding of the disclosed 3D graphical user interface will be afforded to those skilled in the art, as well as a realization of additional advantages and objects thereof, by a consideration of the following detailed description of the preferred embodiment. Reference will be made to the appended sheets of drawings which will first be described briefly.

BRIEF DESCRIPTION OF THE DRAWINGS

FIGS. **1**A-**1**C provide a block diagram detailing one embodiment of the process for providing in improved three-dimensional graphical user interface.

FIG. **2** is a flowchart illustrating the process for cyclically redrawing a 3D Cartesian space based on user input.

FIG. **3** is a flowchart illustrating an exemplary approach to processing information achieve interactive composite texture mapping, as well as interactivity and persistency, in a virtual space.

FIGS. **4**A and **4**B provide a flowchart illustrating a process for creating a 3D output of webpages or other content from hyperlinks.

FIG. **5**A is a block diagram of one embodiment of a system for providing a 3D GUI.

FIG. **5**B is a block diagram of one embodiment of a system for providing a 3D GUI in a computer network.

FIG. **5**C is a block diagram of one embodiment of a network system for providing a 3D GUI.

FIG. **6** is a block diagram detailing a process for sorting an array of webpages in a 3D stack.

FIG. **7** is a flowchart showing a process for sorting an array of webpages in a 3D stack.

FIG. **8** is a flowchart for a process and system wherein multiple users can simultaneously vie and modify virtual spaces in collaborative fashion.

FIG. **9** illustrates one embodiment of a 3D GUI application window.

FIG. **10** illustrates another embodiment of a 3D GUI application window.

FIG. **11** illustrates an embodiment of a 3D GUI application window with an opened database module.

FIG. **12** illustrates an arrangement of windows within the virtual space of one embodiment of a 3D GUI application window.

FIGS. **13**A and **13**B illustrate another embodiment of a 3D GUI application window with an opened database module.

FIG. **14** illustrates an embodiment of a 3D GUI having a paintbrush feature.

FIG. **15** illustrates an exemplary arrangements of windows and timeline icons in a 3D GUI application window.

FIGS. **16**A and **16**B illustrate exemplary arrangements of 3D stacks and timeline icons in a 3D GUI application window.

FIGS. **17**A-**17**C illustrate exemplary arrangements of windows and timeline icons in a 3D GUI application window.

FIG. **18** illustrates another exemplary arrangement of 3D stacks and timeline icons in a 3D GUI application window.

FIG. **19** illustrates an embodiment of a 3D GUI that delivers advertisements into the virtual space for the end user.

FIG. **20** shows a 3D GUI with the Favorites helper application opened within the database module.

FIG. **21** shows a 3D GUI with the Searches helper application opened within the database module.

FIG. **22** shows a 3D GUI with an exemplary helper application for a music file opened within the virtual space.

DETAILED DESCRIPTION OF ILLUSTRATIVE EMBODIMENTS

The present invention satisfies the need for a system and method of providing an improved three-dimensional graphical user interface. In particular, the present invention is directed to a system and method for displaying a three-dimensional graphical user interface by receiving an input from an end user, capturing computing output from at least one computer source in response to the received end-user input, and presenting the computing output as at least two objects within a three-dimensional virtual space displayed to the end user. The method preferably further comprises generating a timeline that includes an icon for each object presented within the virtual space, wherein each of the icons are organized in linear chronological order according to when the objects were presented within the virtual space. In the detailed description that follows, like element numerals are used to describe like elements illustrated in one or more of the figures.

Described herein is a system for (i) selectively capturing computing output and information (webpages, applications, documents, desktops and/or anything that can be visualized on a computer) from disparate sources (local computer or network); (ii) allowing the captured output and information to visually converge by staging or drawing it in a common 3D virtual space; (iii) organizing this staged output in a meaningful way utilizing a novel 3D GUI to allow end users an easier and more efficient way to organize, visualize, search, and sort this captured output and information; and (iv) sharing these virtual spaces by saving them, publishing them to the web, e-mailing them, or allowing multiple users to collaborate by simultaneously viewing and modifying them.

Described herein is a system for creating and managing this new 3D computing experience, based on the existing infrastructure of a 2D operating system's output. A preferred embodiment of this system, diagrammed in FIGS. **1A-1C**, is described in further detail below. In accordance with one aspect of the embodiments described herein, there is provided a system and method for creating a 3D interactive computing interface and sorting interface that includes information from real-time and static sources, including meta search results from the web; information from APIs, web-services, search engine outputs, application program outputs, and networks; and files on the end user's desktop/laptop in a unique interactive 3D interface.

"Meta search" refers to a search wherein a query is submitted to more than one search engine or directory, and wherein results are reported from all the engines, possibly after removing duplicates and sorting. "API" refers to an interface that enables one program to use facilities provided by another, whether by calling that program or by being called by it. At a higher level, an API is a set of functionality delivered by a programming system, and as such, the mix of APIs in a particular system explains what that system can do. "Web" refers a network of servers linked together by a common protocol, allowing access to millions of hypertext resources. It is also known as WWW, W3 and the World Wide Web. "Webservices" refers to a standard approach to interoperating between different software applications, running on a variety of platforms and frameworks, over the Internet. It is software that runs over a network and provides information services based on XML standards that are accessed through a URI (Universal Resource Identifier) address and an XML-defined information interface. "Real time" refers to a transmission or data-processing mode in which the data is entered in an interactive session where an application can respond fast enough to affect later data input.

The invention provides a Graphical User Interface (GUI) that uses the two-dimensional display of an end user's computer to display information (e.g., webpages and other information mapped onto 3D objects) in a simulated real-time 3-D immersive Cartesian space. The program runs within web browsers (e.g., Internet Explorer and Mozilla Firefox) or as a stand-alone application compatible with the local operating system. The 3D GUI program creates the appearance of a 3-D space within a 2-D window on the desktop of a computer, as illustrated in the embodiment of FIG. **10**. The program can utilize a ubiquitous interactive and immersive 3D rendering browser or player which will process 3D drawing instructions based on higher-level language code (the program) written in the drawing language native to the browser.

The program creates what seems to be an infinite simulated 3-D Cartesian space within the two-dimensional display or window of an end user's computer by abiding by the visual rule of perspective whereby geometry or objects that are supposed to be closer to oneself appear larger concerning their spatial attribute and objects or geometry that are further away appear smaller, as shown in the exemplary embodiments of FIGS. **10-12**. The program simulates a 3-D space within a 2-D window by redrawing objects in the space relative to one another as determined by their perceived distance from the viewer. Objects that are supposed to be further away are smaller whereas objects that are supposed to be closer are larger.

The program creates interactivity of the simulated real-time 3-D immersive Cartesian space. While the user is immersed in this 3D space, the program will take instructions from the user processed by the event handler presented by the Graphical User Interface initiated controls that can change their perspective or viewpoint (as defined as a location or visual perspective in the local coordinate system or three-dimensional space) by moving closer to it, away from it, changing their angle or both. Once the program receives user-initiated input to change the visual perspective of the scene, the program will redraw the scene to reflect the user-initiated input, as well as changes to the visual perspective.

In accordance with one aspect of the embodiments described herein, there is provided a system and method for providing a three-dimensional graphical user interface. With reference to FIG. **5**A, in one embodiment, the system **710** comprises a display screen **712** and input devices **714**, **716** for receiving an input from an end user. The system **710** further comprises a processor module **718** (operatively coupled to the display screen **712** and the user input devices **714**, **716**) and a memory module **720** (operatively coupled to the processor module **718**).

The memory module **720** preferably comprises executable code for the processor module **718** to capture computing output from at least one computer source in response to the received end-user input, and to present the computing output as at least two objects within a three-dimensional virtual space displayed on the display screen **712**. In one embodiment, the memory module **720** preferably further

comprises executable code for the processor module **718** to generate a timeline **340** that includes an icon for each object presented within the virtual space **300**, wherein the icons are organized in linear chronological order according to when the objects were presented within the Cartesian space **300**. In another embodiment, the memory module **720** preferably further comprises executable code for the processor module **718** to provide a compass or database module **440** for storing and categorizing data regarding each object presented within the virtual space, to provide a hyperlink within the database module to respective viewpoint of each object presented within the virtual space, and to display the data regarding one or more of the objects within the database module **440** presented along with virtual space **300**.

In accordance with another aspect of the embodiments described herein, there is provided a system for providing a three-dimensional graphical user interface in a computer network. With reference to **5**B, in one embodiment, the system **730** comprises a server **732** connected to the computer network (**734**, **736**, **738**, **740**) and a user-interface application executing in association with the server **732** to provide the functions of receiving an input from an end user; capturing computing output from at least one computer source in response to the received end-user input; and presenting the computing output as at least two objects within a three-dimensional virtual space displayed to the end user. In one embodiment, the user-interface application executing in association with the server **732** preferably provides the functions of generating a timeline **340** that includes an icon for each object presented within the virtual space **300** wherein the icons are organized in linear chronological order according to when the objects were presented within the Cartesian space **300** and displaying the timeline **340** within the virtual space **300**. In another embodiment, the user-interface application executing in association with the server **732** preferably provides the functions of providing a compass or database module **440** for storing and categorizing data regarding each object presented within the virtual space, providing a hyperlink within the database module to respective viewpoint of each object presented within the virtual space, and displaying the data regarding one or more of the objects within the database module **440** presented along with virtual space **300**.

In accordance with another aspect of the embodiments described herein, there is provided a network system for providing a three-dimensional graphical user interface. With reference to **5**C, in one embodiment, the network system **750** comprises: a computer-server network **751** comprising a plurality of servers (**752**, **754**, **756**, **758**) in communication with each other; at least one display screen **712** in operative communication with or operatively coupled to the computer-server network **751** (directly or indirectly); at least one input device (**714**, **716**) for receiving an input from an end user, the input devices (**714**, **716**) being operatively coupled to the computer-server network **751**; and a software module **760** for providing a series of screen displays to the end user, the software module **760** being accessible by one or more of the servers (**752**, **754**, **756**, **758**) of the computer-server network **751**.

The software module **760** preferably comprises instructions for directing the servers (**752**, **754**, **756**, **758**) to capture computing output from at least one network source in response to the received end-user input, and present the computing output as at least two objects within a simulated three-dimensional Cartesian space **300** displayed on the display screen **712**. In one embodiment, the software module **760** further comprises instructions for directing one or more of the servers (**752**, **754**, **756**, **758**) to generate a timeline **340** that includes an icon for each object presented within the Cartesian space **300**, wherein the icons are organized in linear chronological order according to when the objects were presented within the Cartesian space **300**, and to display the timeline **340** within the Cartesian space **300**. In another embodiment, the software module **760** further comprises instructions for directing one or more of the servers (**752**, **754**, **756**, **758**) to provide a compass or database module **440** for storing and categorizing data regarding each object presented within the virtual space, to provide a hyperlink within the database module to respective viewpoint of each object presented within the virtual space, and to display the data regarding one or more of the objects within the database module **440** presented along with virtual space **300**.

Within the 3D immersive space that the 3D GUI creates, the user's viewpoint can be changed, where "viewpoint" is defined as a specific location or perspective in the local coordinate system (3D space) from which the user can view the scene or file. As such, an interface called a compass **440** can be used to help the user name, map, and navigate the viewpoints in a 3D space, as illustrated in the exemplary embodiment of FIG. **11**. Here, the compass or database module **440**, which is located to the left of the display of the virtual space **300**, can be used to record the user's current viewpoint at any time while immersed in the 3D space. For example, the entry **442** shows the viewpoint "Yahoo!" indexed in the compass **440**. The compass **440** can be used to assign one or multiple names to the recorded viewpoint, and/or to store the names of viewpoint(s) as one name in a collection of names in a relational database. The names constitute a map of the 3D space as well as a method to navigate the map. For example, in one embodiment, there is provided a linear map, called a timeline **340**, having a plurality of icons (**502**, **504**, **506**, **508**). The icons **502**, **504**, **506**, **508** in the timeline represent viewpoints indexed in the compass **440** and correspond to the windows **510**, **512**, **514**, **518**, respectively. The compass can also serve as the user interface to the relational database of stored names/viewpoints. The compass can have drop-down menus, wherein each menu is a record (in the relational database) that stores the name(s) and/or fields of viewpoints assigned by the user or automatically generated by the application program. The compass can be expandable to facilitate an infinite array of menus or records, thereby creating a table or group of records.

In the embodiment shown in FIG. **11**, the explorer pane of the 3D GUI window serves as the compass **440** as it pertains to the Windows environment. In this pane, one can see tabs labeled Saved Spaces **450**, Desktop **451**, Favorites **452**, Web Browsers **453**, Searches **454**, Images Searches **455**, Movies Searches **456**, Searches **457**, Pictures **458**, Sound/Music **459**, 3D **460**, and Memos **461**. These tabs represent programmatic access or helper applications, which are described in further detail below.

As shown in the embodiment of FIG. **11**, the tab called Web Browsers **453** is selected, revealing the Web Browsers menu below it, and the name of the viewpoint of the webpage (shown in the main window or virtual space) whose URL is http://www.yahoo.com and whose viewpoint name as it relates to the compass **440** is "http://www.yahoo.com—Yahoo!" **442**. More specifically, listed in the menu of the compass **440** are the names of four viewpoints of the webpages (shown in the main window or virtual space) whose URLs are http://www.yahoo.com, http://www.google.com, http://www.ebay.com, and http://www.

msn.com and whose viewpoint names as they relate to the compass (and are listed as such) are "http://www.yahoo.com—Yahoo!" **442**, "http://www.google.com—Google" **443**, "http://www.ebay.com—ebay" **444** and "http://www.msn.com—MSN" **445**. In this way, the end user can use the programmatic access or helper applications (**450-461**) to have their content staged in a 3D virtual space, can have the viewpoint representation of their content automatically indexed and organized in the compass **440**, and can have a linear representation of the graphical events in the compass **440** indexed on the timeline **340** via 3D icons (**502**, **504**, **506**, **508**).

In a preferred embodiment of the present invention, the helper applications are adapted to display the output of files and programs within windows (e.g., within the 3D spaces). In an alternate embodiment of the present invention, the programmatic access or helper applications are adapted to display information via customized interfaces whose graphical designs look like the real-world objects they seek to represent. For example, with reference to the embodiment of FIG. **22**, a user may run a helper application or programmatic access for a music file. After clicking on the icon for the helper application for sounds/music, the 3D GUI will prompt the user to locate the music file on either their local computer, a networked computer, or the World Wide Web. The helper application will then draw the interface (**680**, **682**, **684**) for the music file, preferably in the form of a compact disc, in the 3D space (**300**). The user can then interact with the graphical representation of the music file (e.g., the graphical representation of a CD) to run and play the music file shown in interface **690**.

The naming of stored viewpoints can exist as a single name in one menu in the compass or as a combination of multiple names in multiple menus. In one embodiment, each viewpoint is associated with only one name in each menu. This way, the user can select multiple names in multiple menus to create meaningful combinations of names that dynamically retrieve stored viewpoints based on the relationship of names selected. The user can edit the menus of the compass, thereby adding or removing categories or expanding the menus. All of this can happen in real time, as the user authors and interacts with his or her 3D scene(s). The user may also be able to combine two or more disparate compass interfaces, thereby creating a larger virtual map and navigation system for one or more 3D spaces. A named viewpoint in the compass can link to a viewpoint in the current scene, a viewpoint in another 3D file on the local desktop, or a viewpoint in another 3D file hosted on the World Wide Web. This way, the compass creates a means of navigation that creates abstraction between viewpoints in any given files (local desktop files, files on the web, etc.).

In one embodiment of the present invention, the 3D GUI is further adapted to generate custom 2D maps of stored viewpoints and their names for specific menu items in the compass. Specifically, the 3D GUI creates 3D icons for each viewpoint named and created via the compass and plots them into the 3D space with the respective names assigned to them as signposts, allowing the user to map all of the viewpoints for a 3D space and to draw lines among the viewpoints to see relationships among disparate viewpoints.

With reference to the embodiment of FIG. **11**, there is provided a linear map **340** (drawn on the bottom margin of the virtual space **300**), in an infinite possibility of maps, whereby the 3D GUI is adapted to express the map of stored viewpoints as 3D icons with their names (should the end user mouse-over them) for specific menu items in the compass **440** expressed as a timeline **340**. Here, the timeline **340** is a map which represents the linear progress of animation from the first viewpoint to the last viewpoint, should the end user click each 3D icon in such a sequence, originally created and indexed in the compass **440**. In essence, each 3D icon (**502**, **504**, **506**, **508**) is a hyperlink or graphic that jumps to a new location or viewpoint (when clicked).

The present system utilizes a unique graphical user interface called a timeline that allows end users to (i) index and keep track of, (ii) navigate to and (iii) replay every visual event and important action that occurs within a virtual space as it is happening (on-the-fly) by drawing icons for these visual events in linear chronological order within the virtual space (see FIG. **18**). As used herein, "visual event" refers to a change in appearance to the 3D virtual space typically caused by adding information and output captured from other sources (automatically through programmatic access or manually by the end user) and drawn within the 3D virtual space (see FIGS. **1** and **2**—boxes **22**, **24**, **26**).

In one embodiment, each new action, initiated as a result of input from the end user or otherwise initiated by programmatic access, that results in a visual event, is automatically stored in the compass and then plotted as an icon on a dynamic timeline linear map **340** (see FIGS. **11**, **12**, and **13**A). Those skilled in the art will understand that it would be impossible to list every possible kind of computing event that would constitute a visual event that would be drawn as an icon on the timeline **340**. In one embodiment (shown in FIGS. **11**, **12**, and **13**A), the timelines **340** are drawn horizontally on the bottom margin of the page in a straight line. In another embodiment (not shown), the timeline can be drawn vertically on the left or right margin of the page.

Each item plotted in the timeline is an icon that represents the action the end user initiated to cause a visual event for which the icon on the timeline was created. For example, with respect to a horizontal timeline, items to the left of a given item on the timeline occurred before the given item, whereas items to the right of the given item on the timeline occurred after the given item. With reference to the illustrative embodiment of FIG. **18**, the visual event (**610**) for which icon **612** was drawn on the timeline **340** occurred before the visual event (**620**) for which icon **622** was drawn on the timeline **340**. Similarly, the visual event (**630**) for which icon **632** was drawn on the timeline **340** occurred after the visual event (**620**) for which icon **622** was drawn on the timeline **340**.

This way, end users can go back to past computing experiences (what was drawn at some viewpoint or x,y,z coordinate in the virtual space at the time an icon was created and added to the timeline) by clicking any icon on the timeline (in a linear order, random order, etc.) which binds the end user to a viewpoint for which information regarding the visual event is plotted within the virtual space; in this case in its own unique 3D or visual stack in the current embodiment.

With reference to FIG. **13**A, in one embodiment, there is provided a helper application called Desktop **451** that allows the user to drag and drop items shown in the menu **441** of the database module **440** into the virtual space **300**. A dynamic linear map (drawn on the bottom margin of the virtual space) in the form of the timeline **340** is provided to express the actions of the end user's input as icons on the timeline **340**. Should the user click any icon on the timeline **340**, the user's viewpoint will change to the first item in the 3D stack (i.e., stack visualized in 3D) created for the action or visual event. Ultimately, the timeline **340** is a linear map

for all the items or output the helper applications (**450-461**) capture and draw within the 3D GUI's stage or virtual space **300**.

In another embodiment, illustrated in FIG. **16**A, an end user selects the helper application called Yahoo! Search (**520**), and types a search term (e.g., "Albert Einstein" or "Thomas Edison") into the helper application's text input field (**530**). The helper application gathers the information for the search request through a webservice or other technique (FIGS. **4**A and **4**B) and plots the search results in a unique 3D stack **560**, which is represented in the timeline **340** by an icon **562**. The plotting of the search results in its own 3D stack by a helper application constitutes a visual event or change to the 3D virtual space for which an icon is drawn and added to the timeline.

An end user can select another helper application called Yahoo! Image Search (**520**) and enter the same search term in the search field (**530**) of the Yahoo! Image Search text input field. The Yahoo! Image Search helper application gathers the information for this search request by interfacing with Yahoo!'s webservices and then plots the search results in its own unique 3D stack **570** translated to the right (+x in the 3D Cartesian virtual space) of the previously plotted 3D stack or stack visualized in 3D. In addition, the drawing of the new visual stack within the virtual space constitutes a visual event whereby another icon **572** representing stack **570** is added to the timeline (to the right of the last icon **562**).

With reference to FIG. **16**B, should an end user create a web-browser page within the virtual space (FIGS. **1**A-**1**C—box **60**) such as http://www.google.com through the "address": command-line interface **464**, whereby an end user can input a URL and have it added to the virtual space (FIGS. **1**A-**1**C—box **60**), the new webpage would be drawn in its own 3D stack **580** translated to the right (+x in the 3D Cartesian virtual space) of the previously plotted 3D stacks **560**, **570**. This would add another icon **582** to the timeline (to the right of the last icon **572**). If the end user navigated within the virtual space and changed their viewpoint and selected the "record viewpoint" feature of the 3D GUI system (FIGS. **1**A-**1**C—box **50**), the would records the x, y, and z position (viewpoint) within the virtual space, adds this to the database module, such as under a tab called favorites.

As shown in FIG. **20**, when the user clicks on the "record viewpoint" icon **650**, the system records the x, y and z position ("viewpoint") within the virtual space, and adds this to the compass **440** as an item 652 under the tab called favorites **452**. The system preferably allows the user to name the viewpoint and draw a 3D icon **654** within the 3D virtual space indicating the position of the stored viewpoint within the virtual space as a signpost. The system preferably draws the 3D icon **656** for the newly created viewpoint on the timeline **340** translated to the right of the previously drawn icon on the timeline as this would be categorized as a visual event. In this way, each visual event added to the virtual space is archived and expressed on-the-fly on the timeline through its icon.

Clicking each of the icons on the timeline from left to right in succession would result in successive changes to the end user's viewpoint. In this way, visual events within the virtual space are archived as they happen and expressed on the timeline in linear order. The user can travel back in time by simply clicking the icon on the timeline that represents the "visual events" that were drawn in the virtual space, for which the icon on the timeline was created. Clicking the item on the timeline would change the end user's viewpoint to the position in the virtual space where the visual events were originally drawn; in this case, the first item in each 3D stack.

Within the 3D GUI system, the addition of items to the timeline is dynamic and happens when new visual events are created. Furthermore, the timeline becomes an important component of the GUI system when a virtual space is viewed by an end user other than its author (either through e-mail or visiting a published URL of the saved space on a server). Upon viewing for the first time a virtual space that another end user authored, an end user can click the icons on the timeline from left to right in linear fashion and experience in chronological order what the author of the virtual space experienced as they created it. In this way, the timeline captures or records the visual changes of a virtual space in chronological order so others viewing it can re-experience the virtual space by clicking the icons on the timeline in succession from left to right.

The 3D GUI preferably utilizes an application program or run-time environment that is used to execute code programmed for it based on this system. For example, the program can utilize an interactive and immersive 3D-rendering browser that processes 3D drawing instructions based on higher-level language code (the program) written in the drawing language native to the browser program. There are numerous programming languages as well as run-time environments/3D-rendering browsers that can be used to achieve this. The run-time environment or browser can be (1) a stand alone application, (2) an Active X control or object within a web browser, and/or (3) an embedded object in webpages.

This system or 3D interactive computing interface will create what is known as a virtual space on the computer desktop for which it runs through the browser program. A virtual space is simply a program (running within the run-time environment/3D-rendering browser) simulating a 3D space within a flat 2D display by redrawing objects in the virtual space relative to one another as determined by their perceived distance from the viewer, FIG. **2**. Objects that are supposed to be further away are drawn smaller whereas objects that are supposed to be closer are drawn larger.

Furthermore, the subject matter of a simulated 3-D Cartesian space drawn within the two-dimensional display or Window of an end user's computer is preferably redrawn in a cyclical fashion (FIGS. **1** and **2**—boxes **22**, **24**, **26**) to refresh the scene such that changes to the objects drawn must happen quickly enough based on the responses of the end user such that the experience feels truly interactive.

The information that is responsible for a virtual space is not unlike any other file where the information that composes the file can be stored, named, and amended at will (FIGS. **1**A-**1**C—box **94**). In addition, because a 3D virtual space is used (1) to express the graphical user interface it utilizes for input and output and (2) as a stage to visualize the information to be sorted and searched on the system, many of the commands that are part of an operating system's file system can also apply to saved virtual spaces. In addition, each saved virtual space (FIGS. **1**A-**1**C—box **96**) can act as a container for all of the items that were added to the virtual space through the helper applications (FIGS. **1**A-**1**C—boxes **32**, **34**, **36**, **38**, **40**) that act as a bridge allowing information to stream into the system's virtual spaces. As one of the more popular functions of the Internet is to download and transfer files from one computer to another, the notion of utilizing a virtual space to output and add files, content, and information into as a medium to e-mail or transfer these files is novel and useful. Those skilled in the art will realize that once a virtual space is

archived as a file, it can easily be e-mailed or sent via FTP to another server or computer as easily as any other e-mail or file.

In the current computing paradigm, e-mail messages are sent to one another as messages with attachments of binary files such as pictures, videos, sounds, and executable files. Once an e-mail message is received, to view an attachment, the recipient must (i) select the file, (ii) decode each file using their e-mail software, (iii) download it, and (iv) launch the file in its own new window using a separate program that created it or can view it. In contrast, in the 3D GUI, all the files, such as pictures, video, sounds, webpages, or other content, that are added to a virtual space (see FIGS. **1**A-**1**C—boxes **32**, **42**, **50**, **58**, **60**, **62**, **72**, **74**, **84**, **86**, **88**, **90**, **92**, **94**, **104**) can be e-mailed as a whole in one file. Once the recipient of the e-mail receives the e-mail, they can access the virtual space with all of its content with one click, by clicking the hyperlink to the saved space whether it is (i) attached to the e-mail or (ii) saved on a server (FIGS. **1**A-**1**C—box **98**). Doing so opens the virtual space and stages all of the content without the end user needing to open files separately one by one.

More specifically, once the virtual space is received via e-mail or downloaded to an end user's computer from a server or via FTP on the Web, the hyperlink to the saved space in the webpage responsible for showing the e-mail or FTP file sees the embedded HTML <object> tag for the Active X control or application that can execute the e-mailed or transferred file with one click. In general, this tag contains information needed to execute the control, which can be located on the GUI server or elsewhere. In this way, the 3D GUI system (configured in this embodiment of the invention as an Active X control) can run on any computer, allowing saved virtual 3D spaces with an end user's content to be sent to any other computer via e-mail, file transfer protocol or other method and have all the content within the virtual space accessible to an end user with one click.

In one embodiment of the present system, the 3D GUI program allows the end user to publish their spaces to a GUI server (FIG. **8**—box **282**), such as by clicking a publish button or the like within the program. The 3D GUI program saves the file by uploading it or pushing it to the server and creates an address for this file as a URL (FIG. **8**—boxes **284** and **286**). One or multiple users (FIG. **8**—boxes $\mathbf{290}_1$-$\mathbf{290}_n$) could visit this published URL at the same time. Visiting this URL would launch the 3D GUI Active X control on each of the end users' client computers and independently download the most recent version of the file to each of the multiple users' computers (FIG. **8**—box **288**) so they could interact with and use the virtual space. Initially, each end user would be executing the same version of the virtual-space file initially downloaded on their client computer. The server would keep an index of all the end users who downloaded the file (known as the "multiple users") through network communication among the client(s) and the server computer.

Any change through a visual event to any of the multiple users' virtual spaces would be journalized in its own file. Here, visual event refers to a change in appearance to the 3D virtual space, typically caused by adding information and output captured from other sources and drawn within the 3D virtual space (FIG. **2**—box **22**, **24**, **26**). The term "journalizing" refers to a file system that logs changes to a journal before actually writing them to the main file. Each file for each journalized change for each new visual event from every client computer would be pushed to the server (FIG. **8**—box **296**), through a network connection, and added to the original file as a journal entry. Once the server received a journal entry to a file it would push the additions to the original file to all the multiple users' client computers except the client computer for which the change originated. In this way, the new visual events or journalized files from all the multiple users would be updated to the virtual spaces of all the multiple users. This process preferably recurs quickly in a cyclical fashion, thereby allowing all the changes from all of the multiple users to be reflected in real time.

The 3D GUI program provides interactivity of the simulated real-time 3-D immersive Cartesian space. While the end user is immersed in this 3D space, the program will take instructions from the user processed by the event handler presented by the Graphical User Interface initiated controls that can change their perspective or viewpoint, which refers to a location or visual perspective in the local coordinate system or three-dimensional space. As such, the end user will be able to achieve multiple, unique viewpoints in a virtual space by moving closer to or away from an object in the virtual space (e.g., a webpage), and/or changing the angle or perspective of the webpage in the virtual space.

In one embodiment of the invention, the Graphical User Interface control that assists the end user in changing their perspective in the virtual space is called a navigator, and it can be seen in FIGS. **11** and **12**. By clicking on the icons on the navigator, the end user can change their perspective or viewpoint in the 3D virtual space. In the embodiment shown in FIGS. **11** and **12**, (1) the "+" button on the navigator moves the end user forward along the z-axis in the 3D Cartesian space; (2) the "−" button on the navigator moves the end user backward along the z-axis in the 3D Cartesian space; (3) the "up arrow" moves the end user up along the y-axis in the 3D Cartesian space; (4) the "down arrow" moves the end user down along the y-axis in the 95 3D Cartesian space; (5) the "left arrow" moves the end user left along the x-axis in the 3D Cartesian space; and the (6) "right arrow" moves the end user right along the x-axis in the 3D Cartesian space.

Once the program receives user-initiated input to change the visual perspective of the scene, the program will redraw the scene to reflect the user-initiated input as well as changes to the visual perspective, as illustrated in FIG. **2**. The program recalculates the shapes and sizes of objects or geometry in the scene/3D Cartesian space to reflect the location or visual perspective of the end user in the local coordinate system. In order to achieve a realistic real-time experience, the program will redraw the scene in a cyclical fashion.

The event handler is a part of a computer program created to tell the program how to act in response to a specific event (e.g., the clicking of a mouse, the dragging of a scrollbar, or the pressing of a button). The program's custom event-handling functions will be executed by the event dispatcher, which is a part of the operating system that detects graphical user interface (GUI) events and calls functions in the executing program to handle those events (see en.wikipedia.org/wiki/Event handler).

The program recalculates the shapes and sizes of objects or geometry in the scene/3D Cartesian space to reflect the location or visual perspective of the end user (based on the input gathered by the event handler) in the local thee dimensional coordinate system. In order to achieve a realistic real-time experience, the program will redraw the scene in a cyclical fashion. In this way, the end user can control their navigation, position, and viewpoint in the 3D immersive space, giving them the freedom to visualize any geometry within the 3D space at any angle or viewpoint chosen (see FIG. **2**).

In accordance with one aspect of the embodiments described herein, there is provided a method and system for creating a 3D output of webpages from hyperlinks via interactive meta search results from search-engine outputs. With reference to the embodiment of FIGS. **4**A and **4**B, there is provided a graphical user interface, such as an input interface or helper application (box **162**) within the 3D scene, that allows the end user to input a search term or combination of search terms once an end user is within their 3D space. The helper application or programmatic access can allow the end user to input not only the search term(s), but the source from which the search results should originate (e.g., eBay, Yahoo!, Google, e-mail, desktop, MySpace, MSN, or any other available source of information (as shown in FIGS. **4**A and **4**B—box **164**). Accordingly, the proper helper application must be customized to capture or interface the 3D GUI system with the origin of information. Most search engines, portals and publishers of information on the world wide web require different programmatic access techniques to expose their information through web-services to allow other systems to connect with their information. Workers who are skilled in this art will understand that slight changes must be made to bridge the 3D GUI to this information without departing from the system. For example, the method can comprise connecting with http://www.google.com to facilitate the bridge of information into the 3D GUI system.

Similar to the way a search engine's crawler roams the world wide web by visiting hyperlinks, storing the URLs, and indexing the keywords and text of each page encountered, in one embodiment, the 3D GUI program can conduct a world wide web search on-the-fly, using these search terms in the search system or website of the end user's choice by opening one 2D HTML page of the homepage of the chosen search engine (in this case http://www.google.com FIGS. **4**A and **4**B—box **184**), drawn off screen (hidden) through the operating system's web browser control (FIGS. **4**A and **4**B—box **184**) as a child window within the 3D GUI. Our program will then enter the search term into the off screen text input field of the search engine's homepage (FIGS. **4**A and **4**B—box **188**), emulate a carriage return, retrieve the search results (FIGS. **4**A and **4**B—box **192**), parse the search results found in each HTML page, identify each hyperlink that the search engine returned to the end user as a search result, and store this in an array. In one approach, the program will open one new webpage or window in the 3D space (behind the search results page) for each element of this array or each hyperlink found on the search system's results page that would display the webpage found at the URL for the given hyperlink.

If the end user conducts a new search, the program will open a new browser window with the URL of the search system of their choice off screen for each search phrase entered into the input interface, transfer the keyword phrase to this search page as a staging area and emulate the carriage return. Once the search results appear, they can be brought into the program again. However, each new search result much have its own browser window drawn off screen and then brought back into the 3D Cartesian space.

In addition, it should be noted that the web browser control in the Windows operating system adds browsing, document viewing, and data downloading capabilities to applications. Applications using this control will allow the user to browse sites on the World Wide Web, as well as folders in the local file system and on a network. The web browser control is used in certain embodiments of the present invention. However, it will be noted that the 3D GUI system can utilize any part of the operating system shell or other component, other than the web browser control, as the method to capture and display output from the computer.

The 3D GUI program can open one new webpage or window in the 3D virtual space (behind the search results page FIGS. **4**A and **4**B—box **202**) for each element of this array or hyperlinks found on the search system's results page that would display the webpage found at the URL for the given hyperlink. In this way, the 3D GUI is not unlike a search engine's crawler except here the system visualizes the actual webpages, information and hyperlinks it encounters on-the-fly in a 3D virtual space instead of storing it in a database as an index. In FIGS. **4**A and **4**B—box **202**, one can identify the search results page drawn in front of two webpages. The system as a default draws each new webpage in what we call a "3D stack" (i.e., a stack visualized in 3D, sometimes referred to as a 3D stack) as shown where each new webpage occupies an x,y,z coordinate similar to the position of the existing webpage; except it is drawn further into the distance along the z axis (where it appears smaller from the given perspective) and is translated on the x or y or both x, y axis to allow the end user to see multiple webpages from any given perspective. For example, in the embodiment of FIG. **9**, one can see a bird's eye view of four 3D stacks **302**, **304**, **306**, **308** drawn in a virtual space **300** where each 3D stack (each containing about ten items in this embodiment) represents a new search.

With reference to the embodiment of FIG. **10**, frames **366** and **371** provide two search results conducted using a search engine (e.g., Google). Each search results in the creation of its own 3D stack (**360**, **370**), each stack including about ten webpages. The dynamic creation of these 3D stacks (**360**, **370**) in the 3D virtual space **300** is the default gestalt that the 3D GUI display engine uses to output the elements found within the 3D virtual space's organized output of information. In another embodiment, the display engine has the ability to load other custom templates to achieve one or more different gestalts (e.g., 3D stacks, etc.).

With continued reference to FIG. **10**, there is provided another embodiment of a navigator **380**. By clicking on the icons on the navigator **380**, such as next page **382** and previous page **384**, the end user can easily change his/her perspective or viewpoint to coincide with the meaning of the buttons on the navigator **380**. For example, clicking the next page **382** on the navigator **380** binds the end user to a close-up viewpoint of the next page in a 3D stack (e.g., moving from page/frame/window **361** to page/frame/window **364**). Additionally, (a) the + button **390** moves the end user forward along the +z axis in the 3D Cartesian space, (b) the − button **392** moves the end user backward along the −z axis in the 3D Cartesian space.

There are also provided a group of navigation buttons **396** near the bottom of the screen. Clicking the button **324** brings up the first page of a 3D stack (e.g., page **361** of stack **360**), whereas button **406** pulls up the last page of a 3D stack (e.g., page **368** of stack **360**). Stated another way, clicking button **398** binds the end user to a close-up viewpoint of the first page in the 3D stack, whereas clicking button **406** binds the user to a close-up viewpoint of the last page in the stack. Similarly, clicking button **400** brings up the previous page, whereas button **404** pulls up the next page in a given stack. Clicking button **402** causes the program to take a snapshot of the current Cartesian space arrangement of windows and objects, which makes it possible for the user to pull up the current Cartesian space at a later time. Clicking the "next 10 pages" button (now shown) draws the next ten pages in the 3D stack, adding it to the original ten pages to create a total

of twenty pages in the 3D stack. Clicking the previous 10 pages button **408** binds the end user to a close-up viewpoint of the previous 10 pages in a 3D stack (for example, moving from the twentieth page back to the tenth page).

Also illustrated in the embodiment of FIG. **10** is a supplemental navigation button **410** for changing his/her perspective or viewpoint in the 3D virtual space **300**. For example (a) the up arrow **412** moves the end user up along the +y axis in the 3D Cartesian space, (b) the down arrow **414** moves the end user down along the −y axis in the 3D Cartesian space, (c) the left arrow **418** moves the end user left along the −x axis in the 3D Cartesian space and the (d) right arrow **416** moves the end user right along the +x axis in the 3D Cartesian space.

When an end user clicks the close button **420** on any texture map of a web browser control represented in the 3D stack, the 3D GUI removes the page from the 3D stack, animates the next page after removed page forward to replace position of removed page in stack, animates page after previously animated page to original position of previously animated page before it was moved, animates forward next page in 3D visual stack to replace position of previously animated page, animates next page in stack to position of previously animated page, and repeats this process until the end of the 3D stack or last element in the array is reached.

In addition, the 3D GUI can be easily customized in another embodiment of the invention to accommodate a formula to dynamically compute the position or x,y,z coordinates of each webpage (or other item) drawn within a 3D stack to take on the overall look of what we call a custom gestalt whereby the configuration or pattern (x,y,z coordinates in the virtual space) of elements are so unified as a whole that it cannot be described merely as a sum of its parts. For example, in one embodiment (not illustrated), a different gestalt or pattern for drawing webpages takes on the shape of a three-dimensional cube where each webpage is plotted at the point of intersection of three sides of the cube (different than the column gestalt in FIG. **9**).

In another embodiment, the 3D GUI retrieves images from a helper application which are then presented in a matrix wherein four pictures are drawn into two rows and two columns for each 3D stack along the x and y plane within the virtual space. In yet another embodiment, the visual gestalt is of a matrix where sixteen pictures are drawn into four rows and four columns for each 3D stack along the x and y plane within the virtual space's gestalt.

In accordance with another aspect of the embodiments described herein, the 3D GUI "gestalt" can be adapted to provide a "Links In/Links Out" feature in combination with a gestalt for any object or web page in the search results within the virtual space. First, should the user request, the program will automatically allow the end user to plot all of the web pages or objects that "link out" of any given web page or object within the 3D virtual space. Second, should the user request, the program will automatically allow the end user to plot all of the web pages or objects that "link in" to any given web page or object within the 3D virtual space.

The 3D GUI system's display engine can also be adapted to output a custom gestalt suitable for e-mail. The labels drawn in the 3D Cartesian space, their positions and angles for Links In/Links Out can be customized to display any titles which correspond to the kind of data presented. Each coordinate or position in the 3D Cartesian space for plotting the information displayed in 3D stacks and Links In/Links Out, are variables that can be amended within a custom template that is compatible with the program to alter the look of the gestalt in the 3D Cartesian space. This can be accomplished by using xml encoded data in the template that utilizes the extensible nature of the program. Those skilled in the art will be able to create these extensible data tables that work with the system. The program can handle multiple templates at once through template files and switch between different themes on-the-fly at the request of the end user through their input from the interface panel.

In one approach, each coordinate or position in the 3D Cartesian space displayed in the 3D stacks are variables that are amended by a custom template that is compatible with the program to alter the look of the gestalt in the 3D Cartesian space. This is accomplished by using xml encoded data in the template file that utilizes the extensible nature of the program. For example, a cluster of eight windows can be arranged at the corners of a cube configuration, wherein the each window can be rotated through the cube arrangement to sort through the pages in the cluster. The Links In and Links Out feature can be represented by line segments that connect each cluster. It will be noted that a cube cluster is only exemplary and that clusters having variable numbers of pages to display are contemplated as well. For example, in another embodiment, five windows are represented in a cluster having a pyramid configuration, wherein the pyramid comprises a rectangular base with four points and a single point located above the rectangular base.

In one embodiment of the invention, the 3D GUI can be a historical visual chronology of the user's computing session, whereby the application can archive the date and time of each new visual event by recording the viewpoint at that date and time of the computing session and revisit these visual events by restoring the viewpoint at that date and time. Here, we are calling a "visual event" as any change in appearance to the 3D virtual space usually caused by adding information and output captured from other sources and drawn within the 3D virtual space (FIG. **2**—boxes **22**, **24**, **26**). In one embodiment of the present invention a virtual space is created as shown in FIG. **21**. Furthermore, the helper application called "Yahoo! Search" is utilized to conduct a search and plot the webpages for the search result in the 3D virtual space in its own 3D stack. The searches tab **454** in the compass **440** is selected showing the date and time that each search result or webpage was plotted within the virtual space in the window pane below it in chronological order (see entries **660-672** in menu **441** of compass **440**).

We are calling the "compass" an area in the program that can store information in the 3D GUI that is related to the program such as viewpoints. The compass can have categories where information is stored. Changing the categories gives the end user access to different information, allowing one to filter or discover information based on the category selected where the information resides.

Here we see that the events (**674**, **676**) shown or drawn in the virtual space **300** correspond to the archived date and time indexed for each event in the searches tab of the compass. Since 3D virtual spaces have a (i) horizontal position known as (x), (ii) vertical position known as (y) and (iii) a position of depth (z) which is also known as time, one can see how it is possible to create a visual history of the end user's computing session by plotting new output in a new position further along the (z) axis and date and, time stamp it (e.g., entry **670** which reads Aug. 8, 2006—6:00 p.m.) In fact, the system can be programmed to archive any information combined with the proper operating system controls or other output at the next visual event to be drawn in the 3D virtual space by the help of custom helper applications. For

example, a graphical event could be the creation of a webpage in the GUI's 3D virtual space by typing a URL such as http://www.yahoo.com followed by a carriage return on the command line interface labeled "address:" **464**.

The 3D GUI automates navigation in computing by remembering where the user left off last—visually—such that the next time the user requires the same series of inputs to achieve that same given output, the 3D GUI will navigate the user through a recorded 3D space that is the visual history of where the user last left off and the items that were output into the virtual space will be staged just as they were.

With reference to FIG. **13**A, in one embodiment, the application the 3D GUI runs as an Active X control within the Internet Explorer web browser. The Saved Spaces tab can be selected in the explorer pane to reveal all the saved spaces in the menu below it. Clicking a saved space will load the 3D virtual space into the main window. Window **490** shows the output of another helper application called Desktop **451** whose name is shown as a tab in the compass **440**. In the illustrated embodiment, a saved Microsoft Word document **500** is running in a window **490** within a 3D virtual space **300** alongside items **492**, **494**, **496**, **498**. All of the outputs of these items were captured through the input of the end user through helper applications using the method called "Interactivity and Persistency" (see exemplary approach shown in FIG. **3**). This output saved here as a virtual space **300** can be combined together from disparate sources and saved together as one in a virtual space **300**.

Furthermore, the Microsoft Word document **500** whose output is running in the 3D virtual space window **490** was input (into the 3D virtual space **300**) by the end user by drag-and-drop (FIGS. **1**A-**1**C—box **78**) from the menu of the helper application labeled Desktop **451**, in the explorer pane of the 3D GUI application shown as a graphical event. Using the helper application called Desktop **451**, any file, document, application or desktop can be added to a 3D GUI virtual space by drag-and-drop (FIGS. **1**A-**1**C—box **78**) in the same way the Microsoft Word document **500** was added to the virtual space **300**. Furthermore, once the file, document, application or desktop is added to the virtual space **300**, it is fully interactive and functional and appears no different from, or close to, the original way the program functions when it was not in the 3-D Cartesian space **300**.

FIG. **13**B shows a saved virtual space whose file name is called ncn (**510**) whose itemized output from helper application called "Yahoo! Search" (**520**) is indexed in the explorer pane **441** of the 3D GUI window. Clicking one of these indexed names (viewpoints) will bind the end user to a viewpoint created by the helper application that brings a favorable viewpoint/perspective of the output for this particular webpage in the 3D virtual space to the end user's view. As such, each name indexed in the explorer pane of the window (compass or database module **440**) under the searches tab **454** serves both as an index of the search results gathered by the helper application as well as a hyperlink or trigger to a favorable viewpoint within the 3D virtual space of each webpage within the search results.

In certain cases it may be difficult to interact with a file, document, application, desktop or other output within a 3D virtual space. This can be the case if the end user is occupying an unfavorable viewpoint in the virtual space where objects are drawn in skew within the virtual space. In such a case, the 3D GUI system uses a technique called "Bind to the HUD", which involves bringing a file, document, webpage, application, desktop or other output into view by drawing it on the HUD. Those skilled in the art will recognize that the term "HUD" or "heads-up display" refers generally to a way of projecting information directly into a human's visual field. This technique was pioneered for military aviation, but has been used experimentally in other applications as well. This can be accomplished by changing the viewpoint of the end user within the virtual space so it is directly in an end user's visual field.

When the viewpoint of the end user within a virtual space has caused the webpage to be drawn in skew, there will often be a distortion in shape of the normal distribution toward one side or the other. In such a case, the 3D GUI system utilizes the Bind to the HUD feature whereby clicking an icon or bottom (analogous to the minimize in windows operating system environment) triggers a change to the viewpoint of the end user within the virtual space so that the webpage is directly in an end user's visual field, thereby making it easier to interact with. In one embodiment, this is accomplished by revealing the 2D version of the webpage that was initially hidden or drawn off screen and positioning it in a layer that is in front of the 3D virtual space such that the end user can interact with this layer in 2D. Furthermore, the end user has the freedom to unbind to the hud or hide the 2D webpage again that was initially hidden or drawn off screen by clicking the appropriate button (again, analogous to the minimize button in the windows operating system environment). As such, an end user can toggle or switch between 2D and 3D for any selectively captured computing output and information (webpages, applications, documents, desktops or anything that can be visualized on a computer) that was drawn within a 3D virtual space at will by using this technique.

Since the 3D GUI takes advantage of seemingly unlimited space, the output of applications and documents need not be closed, hidden or filed. They are staged and can permanently exist visually open (by recording their output in a 3D virtual space) where they are and how the user last left them. The 3D GUI does this by allowing the user to record everything they ever did, visually, and letting them revisit it through unlimited space. Should the user require a new computing experience, they simply create more virtual space and plot new applications and documents within this newly created virtual space through helper applications or programmatic access.

Should the user require an old computing experience, the 3D GUI changes the graphical output of the screen to visually represent what they saw during the old computing experience (e.g., data at a particular viewpoint recorded at a particular date and time or archived under a file name). This old computing experience can be saved in a file as what we call a "saved space". A saved space is not unlike any other file as it stores the information that can be seen in a virtual space by the 3D GUI program at any time the end user chooses by utilizing the save space command. In addition, the 3D GUI can systematically archive any new visual change or addition to the virtual space by date and time and recall what was seen in a past virtual space by date and time. This way, the 3D GUI lets one travel back (visually) in computing time.

In accordance with one embodiment of the present invention, the 3D GUI provides full functionality and interactivity of the 2D display of a user's computer (including the selective and isolated capturing of graphical windows, desktops, HTML pages, and general program outputs) redrawn into a novel simulated real-time 3D immersive Cartesian space, whereby the 2D graphics are drawn or mapped onto 3D objects.

The 3D GUI invention is a novel system that offers a 3D stage to bridge information into and handle this information

from an operating system's output. The 3D GUI system disclosed here can be adapted to capture any output from any operating system, in the language of the operating system, regardless of any programmatic or structural changes to the operating system, the way it outputs or the sequence of programmatic events used to program the operating system or interact with it.

In one embodiment, the 3D GUI system implements interactive composite texture mapping of operating system controls or other operating system outputs into infinitely immersive interactive 3D Cartesian space to facilitate search, sort and a browsing GUI system of information (e.g., but not limited to webpages, applications, documents, windows, networks, webservices, etc.).

Regardless of the (1) kind of information brought into (through the output of the operating system) the program whether it be webpages, pictures, windows, applications, desktop screens, pdf files, etc. or (2) the method by which the information is captured by the program whether it be through APIs, Meta Search, or webservices, or (3) the programmatic access by which it is delivered (controls, windows, desktops, images, VNC) it is critical that the program bring the information into the simulated 3-D interactive Cartesian space in such a manner that the information being brought in is fully interactive and functional and appears no different from, or close to, the original way the program functions when it was not in the 3-D Cartesian space.

In accordance with one aspect of the embodiments described herein, there is provided a special control from the operating system such that the information being dealt with (e.g., webpages) functions properly in the 3-D Space as it would in 3D. Accordingly, in the world of computing, a "CONTROL" is defined as an object that enables user interaction or input, often to initiate action, display information or set values. For example, in order for a webpage on the World Wide Web to function properly in the operating system in a typical window on the 2-D desktop of an end user's computer, the language of that webpage (HTML) must be read by an operating system program or CONTROL in order for the webpage in question to be displayed and function properly. One such particular control used by the Windows Operating Systems is called a Web Browser control that deals with webpages as well as typical desktop windows. Currently, most Windows controls are visualized using a 2-D paradigm. The name of one such control is called MSHTML/webbrowser control for rendering HTML webpages and other content on the Windows desktop within a window.

Webpages, unlike pictures that the end user simply view, require interactivity to function properly in a virtual space. Because the viewpoint of an end user within a 3D interactive virtual space can change, so to do the shapes and sizes of the objects being drawn change based on the end user's navigation within the virtual space. If the objects being drawn within a 3D virtual space having operating system output such as controls mapped onto them, a special system must be created to insure that the end user can interact with the mapped object in a 3D virtual space with the same responsiveness of input and output that one would find in a 2D desktop. As such, described herein is a interactive 3D composite texture mapping to serve as a visual bridge of information from an operating system's 2-D output (e.g., the programmatic access for which the 2-D is being displayed utilizes a control, and all the information a control is capable of displaying) to the 3-D interactive Cartesian space, wherein the represented objects remains fully functional in the immersive space from any viewpoint that the end user selects (see FIG. **3**). As such, the program delivers full functionality and interactivity of the two-dimensional display of an end user's computer (including the selective and isolated capturing of graphical windows, desktops, HTML pages, and general program outputs or any information a control can display or non-control item) redrawn into a novel simulated real-time 3-D immersive Cartesian space whereby the two-dimensional graphics are drawn or mapped onto three-dimensional objects.

While immersed in this 3D space, end users can see their two-dimensional computer display components that were captured and redrawn and fully interact with them, creating an entirely new way of computing. While interacting with their mapped or redrawn two-dimensional displays, end users can change their perspective or viewpoint (as defined as a location or visual perspective in the local coordinate system or three-dimensional space) by moving closer to it, away from it, changing their angle or both.

In one exemplary embodiment, the visual output of an operating system's control that one would normally find output on the 2D desktop (e.g., webbrowser control/msHTML) is texture mapped onto 3D geometry (e.g., a cube, pyramid, etc.) in the GUI system's 3D immersive virtual space. This is one operating system control chosen from an infinite library of possible operating system controls, APIs or any outputs whose output can be captured by the 3D GUI and drawn onto any object in the 3D space. In addition, the origin and method for the visual output of an operating system's control can be texture-mapped onto the 3D Geometry in the GUI system's 3D immersive virtual space regardless of what it is or how it was captured.

With reference to FIG. **3**, there is provided an Interactivity and Persistency Diagram illustrating the processing of information required to achieve both interactive composite texture mapping as well as interactivity and persistency in a virtual space. In the diagram, this process is initiated with the launching of the 3D GUI application which can be installed on either a client computer or a server computer.

The 3D GUI running on a server can deliver information and software to other computers linked by a network. Here, the client is the requesting application program or user in a client/server relationship. For example, the 3D GUI client application is effectively making client requests for information from the 3D GUI server over the Web. The 3D GUI program itself is a client in its relationship with the computer that is getting and returning the requested information. The computer handling the request and sending back the information is the 3D GUI server.

In this embodiment, the 3D GUI application program will run locally on the computer rather than as a web-application or network-application over a network connection. However, both configurations are possible. Should the invention execute on a server or other such computer, this would provide a user of the client computer to have access to other computers' operating system's output. Initially, the application is launched as described by Launch Application in the diagram. A virtual space is created, "Create Interactive 3D Cartesian Space", on the computer desktop for which it runs through the program. Virtual space is simply a program (running within the run-time environment/3d rendering browser) simulating a 3D space within a flat 2D display by redrawing objects in the virtual space. Depending on the application or computing purpose at hand, the program will capture user input request based on the intended program customization.

Through programmatic access, the application will transfer and initiate user requests from the 3D virtual space to 2D desktop or directly to the operating system of the computer through an API call. If this transfer of user requests from 3D to 2D is done directly to the 2D desktop without an API call, the user requests are transferred by simulating/emulating or reproducing the request or device input from event handler off-screen onto the hidden 2D mirror component and capturing the response or change in output from the 2D mirror again in a synchronous fashion and mapping it back to arbitrary 3D geometry. We say off-screen because the 2D desktop or operating system control is hidden from the end user to focus attention on the 3D virtual space. In this way, end users can compute with the same outputs from their 2D desktop through a 3D virtual space that acts as 3D window into 2D output, setting the stage for computing with seamlessly unlimited virtual space.

Based on program customization, the application will "Determine proper OS control to retrieve the kind of information requested" by the end-user to the purpose at hand. For example, this could include (but not limited to): (1) opening a webpage, (2) opening a file or document, (3) launching an application, (4) create a window or (5) executing any other program locally or over a network connection.

As such, once the proper operating system control is specified and located, an application program interface call is executed for this system control. In order to enable the usability and functionality of this control or other operating system application program interface within a virtual space, the 3D GUI will blit or map visual output of OS control, bit map or API onto arbitrary 3D geometry. The phrase arbitrary 3D geometry is used to clarify that this geometry can be unique to the theme of the virtual space that the 3D GUI is customized to through a template that utilizes a specific gestalt.

It will be noted that the 3D GUI is not limited to one method for capturing this map or "visual output of OS control" or simulating or passing the user's request to the mirror as each operating system has a unique method for handling controls and their output.

Within the 3D virtual space, a device input event handler is utilized to pass mouse clicks, cursor positions, keyboard input and movements from the operating system control mapped onto the 3D geometry to the mirror control running on 2D environment.

Currently, this method or cyclical process of capturing operating system output and drawing it into a 3D virtual space is a workaround or manual procedure implemented in order to overcome a shortcoming of the operating system to the problem at hand. In another embodiment, the operating system can incorporate this feature or similar to it with one simple API call in the future at which time the 3D GUI system could utilize this API.

This process of (1) mapping visual out of operating system control on 3D geometry in a virtual space, (2) scanning the device input event handler and (3) passing this input to the mirror control running in 2D environment or directly to the operating system is repeated in a cyclical fashion to create a real time experience of interacting with said operating system controls or operating system output in a virtual space, regardless of the viewpoint or perspective of the end-user in the virtual space. The 3D GUI application runs in real time in which information is received and immediately responded to without any time delay among the virtual space and the 2D map or operating system API output. This synchronous communication is advantageous as too much delay would make the system lag.

As one can discern from FIG. **3**, in the situation that there is no operating system control or programmatic access to capture the map or visual output of an operating system control, a contingency is incorporated to periodically capture the on-screen output of an operating system control or output (e.g., window) as a bit map from the frame buffer, video driver, operating system graphics API or video memory by blit (to copy an image, or part of an image, from one place to another). With further reference to FIG. **3**, it will be noted that the method and system for providing a 3D GUI as described herein allows the system to capture the visual output from any computer source regardless of its origin or how it was output. For example, while boxes **128**, **140**, **142** in FIG. **3** refer to OS Control and/or say "Execute Proper OS Control Specific to the Kind of information Requested . . . ," it will be noted that the invention is not limited to applications involving OS Control, but can relate more generally to applications involving Programmatic Access or the like. For example, in certain embodiments, box **140** of the flowchart of FIG. **3** can read "Execute Proper Programmatic Access to the Kind of Information Requested which will act as a Mirror to its 3D Representation."

By capturing the output of the user's traditional two-dimensional desktop, the GUI stages this output in a seamlessly 3D space by plotting the windows or other graphical representations of programs in 3D. In one embodiment of the present invention, 3D GUI anticipates what the user may seek next (for example, the next webpage in a search result), eliminates dormant computing time, and puts the user in a reduced-click computing environment by automatically plotting the new computing experience (in a new space, rather than overlapping it onto something else) while visually recording the old. Because the 3D GUI creates the illusion of infinite space in 3D, it can create a visual history of the user's computing session, whereby the user can visit past visual computing events (or a snapshot in time) by simply navigating to previously recorded states. This can be accomplished because new information expressed graphically in a virtual space does not replace old information by replacing it or overlapping it. Instead, it is drawn in new virtual space. Accordingly, the 3D GUI can serve a historical visual chronology of the user's computing session, whereby the user can name the computer experience they are currently having through their position(s) (or viewpoint) in a 3D space and revisit it by recalling the name or title at a later time.

While immersed in this 3D space, the user can see their 2D computer display that was captured and redrawn and fully interact with it, creating an entirely new way of computing. While interacting with their mapped or redrawn 2D display, the user can change their perspective or viewpoint (as defined as a location or visual perspective in the local coordinate system or 3D space) by moving closer to it, away from it, changing their angle or both.

The 3D objects that are being drawn onto (or next to) can collectively represent a theme or backdrop for the content that is redrawn, such as a house, library or even neighborhood. For example, electronic music files may be mapped onto 3D pictures of CDs or Records, electronic videos files may be mapped onto televisions or movie screens, etc. (see FIG. **22**). The redrawing of 2D computer screens onto interactive 3D objects increases the visual computing space and allows the user to organize the computer output onto objects or near objects whose 3D visual construct may represent the real world object the computer output is associated with.

In accordance with one aspect of the present invention, the 3D GUI is adapted to create a visual computing history, whereby normal changes to a 2D computer display output are drawn or mapped onto new 3D objects, rather than replace the current output or 2D display once a change is made. For example, in one embodiment, when the user clicks on a hyperlink on webpage A, this results in the creation of a new webpage B instead of replacing A. For example, as the user browses the internet by interacting with a two-dimensional output mapped onto a three-dimensional object, pages that the user would normally hyperlink to by clicking a link would replace the 2D computer display. The 3D GUI, however, is adapted to create an entirely new 3D object whose surface is mapped with the new display content that would normally replace the original 2D interactive page.

By storing and archiving the date and time of each new graphical event, the user creates a visual chronology of their computing session, which can be recalled by clicking icons on a timeline where each icon on the timeline represents the action of the end user at a specific date and time. The programmatic access that is responsible for a past graphical event would also be archived. For example, in the case of viewing a second HTML page that one hyperlinked to, the previous URL would be saved. This way, a user could always look back at what the computer previously displayed before it output the current view and interact and function with a previously saved computing state as represented graphically. This process of capturing visually the computing history in 3D can continue on indefinitely, whereby the 3D visual space can be saved, archived and revisited and the timeline would grow dynamically with additions of icons to represent this.

In accordance with one embodiment of the present invention, a compass (or database module) application is provided. The user is allowed to click at least one button on the compass (while immersed in a three-dimensional interactive space) and assign one or multiple names to a viewpoint (as defined as a location or visual perspective in the local coordinate system or three-dimensional space). The user may then view the three-dimensional image associated with the viewpoint and save this viewpoint (or visual perspective) along with its corresponding name in a file whose content or data can be accessed by the compass. In one embodiment of the present invention, the compass acts as an electronic combination lock, whereby the combination or sequence of one or multiple names assigned by the user and added to the dials of the compass identify the stored location.

For example, consider the situation whereby a user is immersed in a 3D interactive space showing 3D objects of compact discs from The Beatles. To view the current viewpoint, the user could assign multiple names such as MUSIC, ROCK, FOREIGN, BRITISH INVASION whereby each name would occupy one space on one of many dials of the graphical user interface. By turning the dials to the names MUSIC, ROCK, FOREIGN, BRITISH INVASION the program would initiate a change of viewpoint to the 3D interactive space showing the 3D objects of compact disks from The Beatles. The use of the interface feature for naming, storing and re-visiting viewpoints in a 3D space is universal and can be applied to a local file of a 3D space on the user's computer, a networked file or a file on the world wide web.

In accordance with one aspect of the present invention, the user is able to access stored viewpoints on a graphical interface called a compass, which may serve as an electronic combination lock. In this embodiment, the compass will open (or visually visit) a stored viewpoint when its dials are turned through a predetermined sequence of positions identified on the dials' face by the appropriate names assigned to each dial. Therefore, the compass can be used to connect a series of viewpoints together and visually visit a series of connected stored viewpoints.

In accordance with one aspect of the present invention, the user is immersed in a 3D space and provided with a button called new space or the like. When this button is clicked, another file for a completely new 3D interactive space is created, whereby the new 3D interactive space is accessible from the current space by clicking a 3D object or portal button. The portal button, which electronically links the new space to the current one, may be represented by a picture of a viewpoint or visual perspective of the new space. By clicking the new space button, the 3D GUI will automatically create the portal button within the current space that links to the new space. Furthermore, the 3D GUI may also allow the user to concurrently assign one or multiple names to the new space, and add these name(s) to the database module (also known as the compass).

Should a user create a new space and then save this space or e-mail it (FIGS. **1A-1C**—boxes **96**, **98**) the 3D GUI may be adapted to automatically create a table of contents page (FIGS. **1A-1C**—box **100**) by writing the markup for an HTML page that describes the new space, the names assigned to the new space via the compass, and pictures of the new space through snapshots of different viewpoints or visual perspectives of the 3D file. All this information may be assembled into an HTML file that will be automatically published or sent by file transfer protocol (FTP) to one or many world wide web servers for promotion as to be found and crawled by the many search engines that traverse the world wide web.

One purpose of creating these HTML table of content pages for newly created 3D spaces on-the-fly and publishing them to the world wide web is so that they can be used as portal pages, whereby a user could (i) search the world wide web using keywords, (ii) find a table of contents page whose subject corresponds to the keywords, and (iii) hyperlink the end user from a 2D table of contents page to a 3D interactive space whose subject matter corresponds to the table of contents page. For example, the HTML table of contents page may contain (i) the name of the new space as the title of the HTML page, (ii) meta tags whose names would be taken from the names assigned to viewpoints of the compass interface, (iii) a raster image or picture of the original viewpoint or visual perspective of the new space, (iv) a list of all hyperlinks found within the new space, (v) a description of the scene, (vi) the author of the scene, (vii) remote desktop connection settings and/or (viii) URLs to the desktops for all remote desktop connection links shown within the new space.

Because the search engines that index information on the world wide web mainly do so for HTML (webpages), pictures and (in some occasions) files, the HTML table of content pages disclosed here serve as a doorway for saved 3D virtual spaces to be included in a search engine's index. Information about the 3D GUI Active X control that is responsible for running the control is coded into the HTML table of contents page through use of the HTML <object> tag along with other information disclosed here that make up a table of contents page. In this way, the 3D GUI system allows end user's to author content through their 3D virtual spaces, publish them on a server through a table of contents page and insure that these pages can be crawled and seen by search engines through the current paradigm of the world

wide web where search engines primarily use crawlers or spiders to examine hyperlinks and words on webpages.

In accordance with one aspect of the present invention, the display of 3D on a computer screen may involve a run-time execution model that plays a previously programmed 3D space like a tape-recording in a window or web browser as a one-way broadcast medium. The programming of this 3D space is accomplished by hand coding a program or using an editor which prepares a file for the player. In one embodiment of the present invention, the helper applications can be accessed from the player (while an end user is using and immersed within a 3D space) through a graphical user interface of interactive icons that facilitate the display output of a file or functionality of a program within windows within a 3D space.

In one embodiment, content output into the 3D GUI application's virtual space is generated by running a helper application, such as eBay Search or Yahoo Images Search. The resulting first product image output and their product information, generated by helper application whose functional diagram is shown in FIGS. **4**A and **4**B. The output preferably comprises a linear map (e.g., drawn on the bottom margin of the virtual space), whereby the 3D GUI is adapted to express the map of stored searches as 3D icons with their names (should the end user mouse-over them) for specific search items expressed as a timeline. Here, the timeline is a map which represents the linear progress of animation from the first viewpoint of the first item in each 3D stack to the last viewpoint of the first item in the last 3D stack should the end user click each 3D icon in such a sequence, originally indexed in the compass. In essence each 3D icon is a hyperlink; a graphic, when clicked, that jumps to a new location or viewpoint in the current virtual space corresponding to the 3D icon. In this embodiment of the invention, each new search results in a new 3D stack created for that search result plotted in the 3D virtual space with its corresponding 3D icon drawn.

For example, in the embodiment of FIG. **9**, one can see three 3D icons (**342**, **344**, **346**, **348**) in the timeline **340** representing four unique searches (i.e., Rolex Daytona, IBM laptop, plasma TV, and Treo **650**) done with the eBay Search helper application. Each unique search resulted in the creation of its own 3D stacks **302**, **304**, **306**, **308** (each stack showing ten items at a time in this embodiment) as well as their own unique 3D icons plotted in a timeline map **340** at the bottom margin of the 3D virtual space **300**. In this embodiment of the invention, should the end user click on any hyperlink or 3D icon, the 3D GUI would visually take the end user to the viewpoint of the first eBay search result item within its 3D stack.

In this way, end users can (1) successively enter in new search terms into the eBay helper application, (2) press the carriage return to initiate their searches, (3) visualize the search results plotted into their own unique visual column, (4) visualize the map of 3D icons expressed as a timeline on the bottom margin of the virtual space, (5) quickly navigate among (through the viewpoint of the first item in each unique 3D stack) searches as they are expressed in 3D stacks by simply clicking the hyperlink of 3D icons on the timeline and shuffle or sort through each item in each 3D stack by clicking the commands on the navigator **320**, such as next page **322**, last page **324**, next 10 pages **326**, and last 10 pages **328**. Also, by clicking on the icons on the navigator **320**, the end user can change their perspective or viewpoint in the 3D virtual space **300**. For example, (1) the + sign **337** moves the end user forward along the +z axis in the 3D Cartesian space, (2) the − sign **338** moves the end user backward along the −z axis in the 3D Cartesian space, (3) the up arrow **330** moves the end user up along the +y axis in the 3D Cartesian space, (4) the down arrow **334** moves the end user down along the −y axis in the 3D Cartesian space, (5) the left arrow **336** moves the end user left along the −x axis in the 3D Cartesian space and the (6) right arrow **332** moves the end user right along the +x axis in the 3D Cartesian space.

In the embodiment of FIG. **11**, there is provided an address: command line **464** interface or helper application whereby an end user can input a URL or address for a window, document or application in the local file system of a local operating system, etc. When an end user types http://www.yahoo.com on the address field of the command line interface, the application then draws the HTML page through the proper web browser control into the 3D virtual space as depicted. This process can be repeated indefinitely, entering in additional URLs on the command line labeled address: to have them filed in a 3D stack. Four webpages (**510**, **512**, **514**, **516**) are created in a 3D GUI virtual space having sequentially typed in http://www.yahoo.com followed by a carriage return, http:www.google.com followed by a carriage return, http://www.ebay.com followed by a carriage return and then http://www.msn.com followed by a carriage return. The command line interface, helper application **464** is one way for the user to create and author HTML pages, desktop windows, documents, applications, vnc desktop, or anything else able to be visualized in a virtual space on the fly at their behest.

In an alternate embodiment of the present invention, each helper application is adapted to display information via a customized 3D interface whose graphical design and construct resembles the real world object it seeks to represent. For example, one may run a helper application for a music file. After clicking on the icon for the helper application, the 3D GUI may prompt the user or automatically locate the music file(s) on either their local computer, networked computer or world wide webservice. The helper application may then draw the interface for the music file(s) in the 3D space. The user can then interact with the graphical representation of the music file (e.g., a graphical representation of a CD) to run and play the music file.

Regardless of where the file or application displayed in the 3D GUI is located (e.g., within the same folder, subfolder, a different computer, within the network, a different network, across the internet, etc.), the user has full access to the file through its native program, or to the website through the default browser. In this way, the 3D GUI allows the output of disparate computer programs to visually converge into one expandable, changeable 3D space. The 3D GUI may also prompt the user to search or scan folders and subfolders in the local computer, network computers, webservers or the internet for any files of a given kind or criteria and display their output as windows or customized 3D real world object icons en masse in the 3D space via the helper application. This way, the user can use this feature selectively to choose only one file or automatically to choose all the files available to them.

In accordance with another aspect of the embodiments described herein, the end user is provided with the ability to selectively capture computing output and information (webpages, applications, documents, desktops or anything that can be visualized on a computer) and allowing it to visually converge within a 3D virtual space. In one embodiment of the invention, the 3D GUI offers the ability to drag-and-drop content in the form of files, folders, applications, windows, documents or anything else expressed on the end user's desktop (or networked desktop) to a 3D virtual space by

locating it on the desktop or within a window on the desktop and dragging the icon(s) of the item (or the open item through its window) to the 3D GUI window's virtual space to add it to. Drag and drop describes a particular action you can make with the mouse. Click an object, such as a folder, then hold down the mouse button as you drag the object to a new location. One can drop the object by releasing the mouse button. Drag and drop can be used to easily move or embed an object or file into another.

Once the icons are dragged into the virtual space, the document, application, file or other can (i) open within a window in the virtual space or (ii) can be represented by its icon within the virtual space. In one embodiment of the invention, if the drag-and-dropped item is represented by an icon within the virtual space, it can then be double-clicked to open it within the virtual space or outside of the virtual space on the 2D desktop. For example, the icon of the Internet Explorer application within a virtual space can be dragged-and-dropped into the 3D GUI and shown as an icon.

If the end user double clicks this icon, the internet explorer window can open within the 3D virtual space. In one approach, if the end user double clicks this icon and holds the shift key at the same time, the Internet Explorer window will open in front of the 3D virtual space in a 2D window as part of the desktop. Each time the end user completes one drag-and-drop operation, all of the items in the single drag-and-drop are filed in their own 3D stack and an icon is plotted on the timeline to represent this.

In another embodiment of the invention, if an end user drags-and-drops a folder containing multiple items from the desktop, all of those items that are in the folder are drawn individually (outside of the folder) in their own 3D stack within the 3D virtual space. In addition, an icon representing this visual event through a drag-and-drop action by the end user to alter the 3D virtual space is preferably added to the timeline in accordance with its function. In this case, an icon of a folder is drawn on the timeline representing this action (drag-and-drop of a folder into the virtual space) as it is indexed in the timeline

In accordance with one aspect of the present invention, the end user can re-order, move around or further organize items plotted within the 3D virtual space automatically through the script or program of a helper application (FIGS. **1**A-**1**C—box **32**) written for a specific purpose such as sorting or manually by clicking on one item or multiple items as a group (ctrl-click) and moving them to their new location through drag-and-drop. Drag and drop describes a particular action you can make with the mouse. Click an object, such as a picture or webpage, then hold down the mouse button as you drag the object to a new location. You drop the object by releasing the mouse button.

For example in one embodiment, illustrated in FIG. **17**A, one can see five items (**590**, **592**, **594**, **596**, and **598**) in the virtual space **300**, wherein the five items are represented in the timeline **340** by icons **600**, **602**, **604**, **606**, and **608**, respectively. The end user has the ability to move any item in the 3D virtual space to any other location within the virtual space by translating it along the x, y axis simply by clicking it, holding down the mouse button, dragging the object to the new location and releasing the mouse button. For example, if the end user clicks the webpage **590**, holds down the mouse button and drags the webpage to the left (−x) and up (+y) within the 3D virtual space and releases the mouse button, the webpage will occupy a new location (see FIG. **17**B). The end user can also move items closer to their viewpoint (appearing larger) or further away from them (appearing smaller) within the virtual space by translating them along the z axis. In order to accomplish the translation of an item within the virtual space in the −z (further away) or +z (closer) direction, the end user holds down the shift key at the same time they initiate a drag-and-drop of said item. For example, with reference to FIGS. **17**A-**17**C, if the end user clicks the image **596**, holds down the mouse button and shift key down at the same time and drags the mouse backwards closer to their person, the picture **596** will be translated forward in the +z direction, appearing larger, and will occupy a new location in the virtual space. Similarly, if the end user clicks a webpage, holds down the mouse button and shift key down at the same time and drags the mouse away from their person in a forward direction, the webpage will be translated backward in the −z direction, appearing smaller, and will occupy a new location in the virtual space (not illustrated).

In accordance with one aspect of the present invention, the user is able to access helper applications while immersed in a 3D interactive scene, by clicking on icons located on a task bar at the base of the screen. By clicking on these animated 3D icons, the icons may duplicate themselves or animate themselves into the 3D scene and provide the beginning of functionality as 3D graphical objects for the tasks at hand for which the icon was initially clicked. For example, the icon on the task bar to initiate this helper application may be of an open doorway. Once the 3D open doorway icon on the task bar is clicked, a picture of a viewpoint or visual perspective of the new space may be animated from the task bar into the scene. If this picture were to be clicked from within the 3D scene, it would act as a doorway that would hyperlink the user from the current scene to another scene.

In accordance with one aspect of the present invention, the display of 3D on a computer screen may involve a run-time execution model that plays a previously programmed 3D space like a tape-recording in a window or web browser as a one-way broadcast medium. The programming of this 3D space is accomplished by hand coding a program or using an editor which prepares a file for the player. A helper application for geometry can be accessed from the player (while an end user is using and immersed within a 3D space) through a graphical user interface of interactive icons that facilitate the display or input of 2D and 3D objects into the 3D scene based on a user interface of geometrical objects (cube, spheres, cones) or real world objects (room, desk, building, stairs, CD rack). This addition of geometry into the 3D scene on-the-fly helps give meaning to an otherwise endless connection of 3D spaces for which users can fill their output with. The 3D GUI may further include a special Search and Browse application to locate 3D geometry files. The user may use the Search and Browse application, for example, to search for geometry files in (or beyond) folders and subfolders located on the local computer, network computers, webservers or the world wide web.

In accordance with one aspect of the present invention, the display of 3D on a computer screen may involve a run-time execution model that plays a previously programmed 3D space like a tape-recording in a window or web browser as a one-way broadcast medium. The programming of this 3D space is accomplished by hand coding a program or using an editor which prepares a file for the player. A helper application for audio, sound and music can be accessed from the player (while an end user is using and immersed within a 3D space) through a graphical user interface of interactive icons that provide pre-recorded audio, sound and music and may also facilitate the recording of sound through a microphone connected to the computer

and inserted into the 3D scene through an icon (e.g., of a speaker, etc.) on-the-fly as a way to label (or narrate) the scene and record thoughts next to objects in the scene to further give them meaning. The user may further use the Search and Browse application, for example, to search for audio, sound, or music files in (or beyond) folders and subfolders on the local computer, network computers, webservers or the world wide web.

In accordance with one aspect of the present invention, the display of 3D on a computer screen may involve a run-time execution model that plays a previously programmed 3D space like a tape-recording in a window or web browser as a one-way broadcast medium. The programming of this 3D space is accomplished by hand coding a program or using an editor which prepares a file for the player. The 3D GUI is unique in that it combines authoring capabilities to the end user within the interactive 3D virtual space (FIG. **2**—boxes **22**, **24**, **26**). For example, a helper application for pictures, animations, movies and video can be accessed from the player through a graphical user interface of interactive icons that help locate such pictures, animations, movies and video and insert such media into the 3D scene on-the-fly at the end user's behest (see FIGS. **1**A-**1**C—boxes **74**, **86** while a user is using and immersed within a 3D space).

In one embodiment, shown in FIG. **13**A, the end user selects the Desktop helper application **451** in the database module **440**. The selection of the desktop tab **451** reveals files on the end user's local hard drive or network in the window pane or menu **441** below. One can view files shown on the end user's local hard drive within this window pane **441**. One can also drag-and-drop (FIGS. **1**A-**1**C—box **78**) one or more of these files into the GUI 3D virtual space **300** which results in the display of said picture, video and webpage incorporated into the 3D virtual space along with their 3D interactive icons represented in the timeline **340** of the 3D virtual space **300**.

In another embodiment, shown in FIG. **15**, content output into the 3D GUI application's virtual space results from a search initiated with the helper application **522** (e.g., Yahoo! Image Search). This helper application shows the search term van gogh, having been input into this helper application's text input field **530**. The resulting first four image outputs (**552**, **554**, **556**, **558**), generated by helper application **522** (see functional diagrams in FIGS. **4**A and **4**B), created the 3D output of images and information from Yahoo! webservice, as shown in the 3D virtual space. The beginnings of a map or timeline **340** are provided (namely, an icon **550** on the bottom margin of the virtual space) whereby the 3D GUI is adapted to express the map as a timeline of stored searches through 3D icons with their names (should the end user mouse-over them). Here, the timeline **340** is a map which represents the linear progress of events within the virtual space. Clicking the 3D icons (e.g., icon **550**) would animate from the first viewpoint of the first item in each 3D stack to the last viewpoint of the first item in the last 3D stack should the end user click each 3D icon in such a sequence, originally indexed in the database module.

In essence the 3D icon **550** is a like hyperlink—namely, a graphic that jumps (when clicked) to a new location or viewpoint in the current virtual space corresponding to the 3D icon. In the exemplary embodiment of FIG. **15**, each new Yahoo! Image Search results in a new 3D stack created for that search result plotted in the 3D virtual space with its corresponding 3D icon drawn on the timeline. The search for information could be images, video or any other content available from a webservice. The user may further use the Search and Browse application, for example to search for pictures, animations, movies and video files in (or beyond) folders and subfolders on the local computer, network computers, webservers or the world wide web.

In accordance with another aspect of the present invention, the display of 3D on a computer screen may involve a run-time execution model that plays a previously programmed 3D space like a tape-recording in a window or web browser as a one-way broadcast medium. The programming of this 3D space is accomplished by hand coding a program or using an editor which prepares a file for the player. The 3D GUI is unique in that it combines authoring capabilities to the end user within the interactive 3D virtual space. In one embodiment, illustrated in FIG. **14**, the user can access a paintbrush feature by selecting the 3D helper application tab **460** in the database module or compass **440**, and then selecting the Add Paint Brush feature in the menu **441**. A user interface of interactive icons **542**, **544** appear in the virtual space **200**, wherein the icons **542**, **544** facilitate the display or output of 2D and 3D free formed lines and drawings **546** based on mouse events painted into the scene on-the-fly as a way to annotate or decorate objects in the scene or create drawings next to objects to further give them meaning. More specifically, clicking on paintbrush icon **542** causes a painting tool to appear in the virtual space **300**.

In this embodiment of the invention, the 3D GUI system redraws the 3D virtual space in a cyclical fashion to reflect the changes of content and perspective within the 3D space based on the end user's input (see FIGS. **1** and **2**—box **22**). The program scans the event handler for input from one of the many helper applications (FIGS. **1**A-**1**C—box **30**). In this present exemplary embodiment, the helper application is the Add Paint Brush. The end user chooses the paintbrush icon **542**, which changes the end user's cursor to the brush icon. The 3D GUI captures the mouse movements of the end user and draws or paints this movement (if the mouse button is depressed) which in this example is (i) an arrow, (ii) an underline and (iii) the word important painted in red (**546**) on to the x and y plane of the end user's viewpoint within the virtual space's 3D Cartesian space in the color red.

In accordance with another aspect of the present invention, there is provided a helper application for text that can be accessed from the player (while a user is using and immersed within a 3D space) through a graphical user interface of interactive icons that facilitate the display or output of 2D and 3D text into the scene on-the-fly as a way to label objects in the scene and write down thoughts next to objects in the scene to further give them meaning.

In one embodiment, the helper application is an Add Text Command (FIGS. **1**A-**1**C—box **72**). For example, as shown in the embodiment of FIG. **14**, when the end user chooses the add text command by clicking on the icon **544**, the end user's cursor changes to the text I-beam icon. The 3D GUI captures the keyboard input of the end user and draws or paints this text onto the x and y plane of the end user's viewpoint within the virtual space's 3D Cartesian space.

In accordance with another aspect of the present invention, the display of 3D on a computer screen may involve a run-time execution model that plays a previously programmed 3D space like a tape-recording in a window or web browser as a one-way broadcast medium. The programming of this 3D space is accomplished by hand coding a program or using an editor which prepares a file for the player. Once an end user is viewing a 3D space or scene on their computer through a player on either their web browser or stand alone application, a Search application can be used to input a search term or search terms.

The 3D GUI will then conduct a world wide web search using these search terms in at least one search engine (Google, MSN, Yahoo!) by opening one 2D HTML page drawn into a window or other object into the 3D scene for each of the search engines to display the output of the HTML page for each search. The 3D GUI may then parse the search results found in each HTML page and identify each hyperlink that the search engine returned to the end user as a search result. Once identified, the 3D GUI may then open one new window in the 3D space (behind the search results page) for at least one hyperlink found on the search results page that would display the webpage found at the URL for the Hyperlink (e.g., next set of search results, a particular search results, a particular advertisement, etc.).

In one embodiment of the present invention, the 3D GUI may do this for each hyperlink found on the search results page en masse for one or more search engines, and tile them in space. This plotting of search results into a 3D scene is beneficial to consumers as it expands the visual computing space one has available for both web searches and internet browsing.

In another embodiment of the present invention, the 3D GUI makes use of dormant computing time while the end user is connected to a network. For example, most users will conduct a search, scan the page and click one link. Once they realize that the link they clicked was insufficient, they will click the back button on their browser, scan the page again, and click another link. The time the consumer is scanning the page, clicking one link, reading the page at the new link and returning back to the original search results page is dormant computing time where the computer is connected to the world wide web and able to download all (or portions of) the hyperlink pages found on the original search results page, continuously, and draw these results into the 3D scene. The 3D GUI allows users to systematically visit a viewpoint that shows each search results page one at a time for easy viewing. The graphical user interface will have options for saving the current search results into a file and post the name of the search, name of the hyperlink, URL, date/time and/or source onto the database module.

Using this same seemingly unlimited 3D visual space, the 3D GUI may allow the user to automatically parse any open or active webpage to (i) determine which HTML pages are links to it, (ii) determine which HTML pages it links to, and (iii) plot these pages as groups or clusters. There may further be a visual grouping or cluster of pages drawn in a 3D space that link to any given active webpage. In this way, the user can determine in one glance at a given viewpoint of a clustering of webpages in the 3D space which pages to click that either link to their active page or from their active page. In addition, the user may be able to visually expand this network of webpages by choosing any active webpage in any cluster drawn in the 3D space and creating a new cluster of webpages that this active page links to or by creating a new cluster of webpages that is linked to this active page. In this way, the 3D GUI creates a visual gestalt of the world wide web at the behest of the user.

In accordance with another aspect of the present invention, the display of 3D on a computer screen may involve a run-time execution model that plays a previously programmed 3D space like a tape-recording or animation in a window or web browser as a one-way broadcast medium. The programming of this 3D space is accomplished by hand coding a program or using an editor which prepares a file for the player. Once an end user is viewing a 3D space or scene on their computer through an interactive player on either their web browser or stand alone application, the 3D GUI may deliver textual, audio, video, multimedia, web advertisements and/or 3D advertisements whose presentation is automatically incorporated into the programming that is responsible for the current view of 3D. This way, based on user inputs that help define the subject or context for which they are either searching or computing, the 3D GUI may deliver one or a combination of advertisements (e.g., advertisements previously mentioned into the 3D space, etc.).

The 3D GUI described herein is an improvement over existing players that play 3D animation in that 3D GUI described herein anticipates an end user's input to navigate and add content to the 3D virtual spaces (through helper applications), on-the-fly, that it allows an end user to create; merging the editor concept and player concept of 3D into one hybrid editor and player. In doing so, the GUI system redraws the 3D virtual space in a cyclical fashion to reflect the changes of content and perspective within the 3D space based on the end user's input (FIGS. **1** and **2**—box **22**). The program scans the event handler for input from one of the many helper applications (FIGS. **1A-1C**—box **30**).

The helper applications can initiate the output of content into the 3D virtual space such as but not limited to (i) loading a custom script and its icon to alter the application logic of the 3D virtual space through programmatic access to stream in new information and take on a new theme (a.k.a. helper application such as eBay Search, (ii) visit a viewpoint command to change the visual perspective of the end user in the current virtual space or another virtual space that is hyperlinked to, (iii) record the current viewpoint in the virtual space, (iv) add the output of the desktop the virtual space, (v) add a web browser to the virtual space to view a document, webpage or files and folders on the desktop through a window in the 3D virtual space, (vi) add text command to virtual space, (vii) add a picture to the 3D virtual space, (viii) add music to the 3D virtual space (FIG. **22**—Item A), (iv) add video to the 3D virtual space, (x) record sound and at add it to the 3D virtual space, (xi) add a map to the 3D virtual space, (xii) add 3D through a VRML, X3D or other file format to the 3D virtual space, and/or (xiii) add advertising to the 3D virtual space in the form of text, pictures, video or other multimedia (e.g., the embodiment of FIG. **19**, described in further detail below). The addition of such content to a 3D virtual space within the 3D GUI system is diagrammed in FIGS. **1A-1C**—boxes **32**, **42**, **50**, **58**, **60**, **62**, **72**, **74**, **84**, **86**, **88**, **90**, **92**, **94**, **104**.

Once the 3D GUI scene recalculates the geometry in the scene (FIGS. **1** and **2**—box **24**) based on the addition of output, information and content to the 3D virtual space it then redraws the scene (FIGS. **1** and **2**—box **26**), to reflect the addition of this new content. The 3D GUI system will determine the subject or meaning of the output, information and content within the 3D virtual space by indexing all the words associated with (i) the names of the files, HTML pages, viewpoints, hyperlinks and any other available information associated with the 3D virtual space content in the scene, (ii) actual data within the files, HTML pages, viewpoints, hyperlinks and other available information within the 3D virtual space or words entered into the input field of helper application (FIGS. **1A-1C**—box **106**), (iii) sort the indexed words by frequency to determine subject of 3D virtual space by identifying most frequently appearing words or utilize other method to determine meaning, (iv) send subject of 3D virtual space to advertising server through internet request (FIGS. **1A-1C**—box **110**), (v) return appropriate text, picture(s), video, sound, music, hyperlinks or other advertisement content and respective software code from advertising server, webservice or other location, (vi)

draw text, picture(s), video(s), sound(s), music, hyperlinks or other ad content from advertising server or other location into 3D virtual space using program code (FIGS. **1A-1C**—box **114**) and (vii) redraw the scene (FIGS. **1** and **2**—box **26**). Those skilled in the art may identify this process of making an advertising request through the internet as many web sites utilize this technology for delivering advertising through the internet.

In one embodiment, shown in FIG. **19**, when the end-user inputs the search term news into the helper application **640** (e.g., Yahoo! Search), the helper application **640** returns a webpage **642** (e.g., URL http:www.ncn.com). The 3D GUI system can further utilizes the input term (in this case news) (see FIGS. **1A-1C**—box **104**) and returns a group of advertising text **644**. The advertising text **644** can be incorporated into the 3D virtual space **300** by presenting the text along with its: (a) hyperlink and associated title (News on eBay); (b) description (Find news items at low prices. With over 5 million items for sale every day, you'll . . .); and (c) url www.ebay.com, thereby resulting in a more detailed advertisement **646**. Currently, text advertisements are prevalent on the world wide web and therefore have been incorporated in this embodiment of the invention. However, it will be understood that other forms of advertising, such as, for example, picture(s), video(s), sound(s), music, hyperlinks, and/or multimedia, and/or combinations thereof, can be incorporated into the 3D virtual space **300**.

The present invention provides many advantages over the prior art, including, but not limited to, increased space on the user's desktop, eliminating the need to constantly open and close programs or hide and reveal them each time the user needs them, utilizing dormant computing time to download and/or display information, reducing mouse-clicks and offering a more natural alternative to accessing programs and documents than the traditional folders-within-folders storage system. For example, in the exemplary embodiment of FIG. **12**, forty webpages are output into the 3D virtual space **300** organized into their respective 3D stacks **470**, **472**, **474**, **476**, and **478**, wherein the stacks are represented in the timeline **340** as icons **480**, **482**, **484**, **486**, and **488**, respectively. As explained above, the present invention also improves the web browser and desktop experience by offering a novel 3D graphical user interface.

In accordance with yet another aspect of the embodiments described herein, there is provided a memory management method whereby computer memory is allocated to the 3D GUI system at the program's request and freed up for reuse when it is no longer needed by unloading memory. More specifically, there is provided a method of using virtual memory whereby a portion of the hard disk is used to swap out this data when insufficient RAM exists to hold all such data. In one embodiment, an end user plots the output of information into the 3D GUI within 3D stacks whereby each new visual event additionally marked with an icon on the timeline. Additional output of information into the 3D GUI virtual space results in the creation of new 3D stacks along with new icons drawn in succession on the timeline creating what is called linear path of the end user's actions through a virtual space as expressed with through a timeline and 3D stack. If this process continues indefinitely, the memory or electronic holding place for this data that the 3D GUI system can access quickly will be used up. In order to create an ending computer experience whereby the end user need not reach such a memory limit, provided herein is a system whereby once a memory limit is reached, the 3D GUI system marks a point in the program representing the position of the end user on this linear path and unloads the memory by saving it to virtual memory. This freeing up of memory will allow the end user to continually output new information into the virtual space. This process of unloading memory to virtual memory and continually outputting new information into the virtual space can go on indefinitely. Should the end user backtrack or retrace one's course over a portion of the linear path (or track) that has already been completed, the 3D GUI system will reload to memory the information stored in virtual memory once the end user revisits any mark on the linear path.

The present invention can be used in a number of applications, including, but not limited to, search engines, desktops, visual music download services, shopping malls, collaborative space for shared documents, collaborative space for video conferencing, tool for publishing webpages, virtual networked computer system, interface for cable TV sets or multimedia PCs, computing interface for large flat panel displays, forum for educational training and visualization, and e-mail visualization programs, just to name a few. Even though the present invention is described here within the embodiment of an operating system that utilizes a desktop personal computer with a monitor, those skilled in the art will be able to adapt the system to work on other electronic devices, such as, for example, cell phones, pdas, handheld mobile devices, flat panel displays, or the like, etc., without giving up the spirit of the invention.

Having thus described a preferred embodiment of a method and system for providing an improved three-dimensional graphical user interface, it should be apparent to those skilled in the art that certain advantages of the within system have been achieved. It should also be appreciated that various modifications, adaptations, and alternative embodiments thereof may be made within the scope and spirit of the present invention. For example, the improved 3D GUI has been presented in the context of a windows operating system, but it should be apparent that many of the inventive concepts described above would be equally applicable for other operating systems and devices.

What is claimed is:

1. A method for using a two-dimensional (2D) space to selectively interact with a plurality of applications open on a device and a three-dimensional (3D) immersive space to switch between said plurality of application, said device having a fixed resolution display, comprising:

receiving a plurality of inputs from a user, said plurality of inputs comprising at least first, second, and third inputs;

opening said plurality of applications in response to said plurality of inputs, said plurality of applications comprising at least first, second, and third applications, wherein for each one of said plurality of applications (i) an object is generated having application-specific data, (ii) said object is displayed in said 2D space on said fixed resolution display, and (iii) said user is allowed to modify at least a portion of said application-specific data by interacting with said object;

allowing a user to switch between said plurality of application, comprising;

generating at least a plurality of images, said plurality of images comprising at least first, second, and third images, wherein said first image is an image of at least a portion of a first object generated by said first application and having first application-specific data, said second image is an image of at least a portion of a second object generated by said second application and having second application-specific data, and said third image is an image of at least a portion of a third

object generated by said third application and having third application-specific data;

replacing all objects corresponding to said plurality of applications that are visible in said 2D space with said plurality of images, said plurality of images being displayed in said 3D immersive space and in an order based on a last time that said user one of (i) opened said first application and interacted with said first object, (ii) opened said second application and interacted with said second object, and (iii) opened said third application and interacted with said third object, wherein a first one in said order is displayed in a foreground of said 3D immersive space, a second one in said order is displayed in a background of said 3D immersive space behind at least said first one in said order, and a third one in said order is displayed in said background of said 3D immersive space behind at least said second one in said order;

allowing said user to move said plurality of images, wherein (i) movement of one of said plurality of images results in movement of all of said plurality of images, and (ii) continued movement in one direction of one of said plurality of images results in a perception to said user that said one of said plurality of images is moved off of said fixed resolution display; and

allowing said user to delete at least one of said plurality of images from said 3D immersive space, wherein deletion of said second one in said order results in said third one in said order being moved to a location in said 3D immersive space where said second one in said order was located prior to said deletion; and

allowing said user to interact with one of said first, second, and third applications, comprising:

receiving a selection from said user of one of said plurality of images corresponding to one of said plurality of applications;

replacing said plurality of images within said 3D immersive space with one of said first, second, and third objects corresponding to said one of said plurality of applications within said 2D space in response to said selection;

receiving at least one interaction by said user with said one of said first, second, and third objects within said 2D space; and

modifying said one of said first, second, and third application-specific data in response to said at least one interaction.

2. The method of claim **1**, wherein said step of displaying said plurality of images on said display device further comprises displaying said plurality of images together with a plurality of icons, wherein each one of said plurality of images has a corresponding one of said plurality of icons.

3. The method of claim **1**, wherein said step of displaying said plurality of images on said display device further comprises displaying said plurality of images together with a plurality of descriptions, wherein each one of said plurality of images has a corresponding one of said plurality of descriptions.

4. The method of claim **1**, further comprising the step of storing in a database data linking each one of said plurality of images with a corresponding one of said plurality of applications and a corresponding one of said order in which said plurality of images are displayed on said display device.

5. The method of claim **1**, wherein a reduction in size of an object or portion thereof is used to depict said object or portion thereof as being behind at least one other object or other portion of said object.

6. The method of claim **1**, further comprising the steps of:

displaying a fourth image on said display device, said fourth image being an image of a desktop having at least one other application; and

allowing said user to open said other application by allowing said user to select said fourth image, replacing said fourth image with said desktop in response to said selection, receiving an interaction from said user with said other application, and opening said other application in response to said interaction.

7. The method of claim **1**, wherein each one of said plurality of applications comprises a web browser application, and each one of said first, second, and third objects comprises a web browser window.

8. The method of claim **7**, further comprising the steps of:

displaying at least fourth and fifth images in a second 3D immersive space, wherein said fourth image is an image of said plurality of images within said 3D immersive space and said fifth image is an image of at least a portion of a fourth object generated by a fourth application previously opened by said user; and

allowing said user to interact with said one of said first, second, and third applications by selecting said fourth image, selecting said one of said plurality of images corresponding to said one of said plurality of applications, and interacting with said one of said first, second, and third objects corresponding to said one of said plurality of applications.

9. The method of claim **1**, wherein said step of replacing said plurality of images with one of said first, second, and third objects, further comprises enlarging a size of at least said one of said plurality of images before replacing said one of said plurality of images with said one of said first, second, and third objects, thereby simulating movement of said one of said plurality of images in a z-axis of said display device.

10. A system for using a two-dimensional (2D) space to selectively interact with at least one of a plurality of applications open on a computing device and a three-dimensional (3D) space to switch between said plurality of application, comprising:

a display device;

at least one input device;

at least one processor operatively coupled to said display device and said at least one input device; and

a memory device comprising executable code for:

receiving a plurality of inputs from a user, said plurality of inputs comprising at least first, second, and third inputs;

opening said plurality of applications in response to said plurality of inputs, said plurality of applications comprising at least first, second, and third applications, wherein for each one of said plurality of applications (i) an object is generated having application-specific data, (ii) said object is displayed in said 2D space on said fixed resolution display, and (iii) said user is allowed to modify at least a portion of said application-specific data by interacting with said object;

allowing a user to switch between said plurality of application, comprising;

generating at least a plurality of images, said plurality of images comprising at least first, second, and third images, wherein said first image is an image

of at least a portion of a first object generated by said first application and having first application-specific data, said second image is an image of at least a portion of a second object generated by said second application and having second application-specific data, and said third image is an image of at least a portion of a third object generated by said third application and having third application-specific data;

replacing said object corresponding to one of said plurality of applications that is being interacted with by said user in said 2D space with said plurality of images, said plurality of images being displayed in said 3D space and in an order based on a last time that said user one of (i) opened said first application and interacted with said first object, (ii) opened said second application and interacted with said second object, and (iii) opened said third application and interacted with said third object, wherein a first one in said order is displayed in a foreground of said 3D space in front of at least said second one in said order, said second one in said order is displayed in said 3D space behind at least said first one in said order, and a third one in said order is displayed in said 3D space behind at least said second one in said order;

allowing said user to move said plurality of images, wherein (i) movement of one of said plurality of images results in movement of all of said plurality of images, and (ii) continued movement in one direction of one of said plurality of images results in a perception to said user that said one of said plurality of images is moved off of said fixed resolution display; and

allowing said user to delete at least one of said plurality of images from said 3D space, wherein deletion of said second one in said order results in said third one in said order being moved to a location in said 3D space where said second one in said order was located prior to said deletion; and

allowing said user to interact with one of said first, second, and third applications, comprising:

receiving a selection from said user of one of said plurality of images corresponding to one of said plurality of applications;

replacing said plurality of images within said 3D space with one of said first, second, and third objects corresponding to said one of said plurality of applications within said 2D space in response to said selection;

receiving at least one interaction by said user with said one of said first, second, and third objects within said 2D space; and

modifying said one of said first, second, and third application-specific data in response to said at least one interaction.

11. The system of claim **10**, wherein said step of displaying said plurality of images on said display device further comprises displaying said plurality of images together with a plurality of icons and a plurality of descriptions, wherein each one of said plurality of images has a corresponding one of said plurality of icons and a corresponding one of said plurality of descriptions.

12. The system of claim **10**, further comprising periodically replacing at least one of said plurality of images with at least one other image, said other image showing at least one change to application specific data of a corresponding to one of said plurality of applications while said plurality of images are being displayed in said 3D space.

13. The system of claim **12**, further comprising the step of receiving a request from said user to switch from said 2D space to said 3D space, wherein said step of replacing said object in said 2D space with said plurality of images further comprises replacing said object in said 2D space with said plurality of images in response to receiving said request to switch from said 2D space to said 3D space.

14. The system of claim **10**, wherein a reduction in size of an object or portion thereof is used to depict said object or portion thereof as being behind at least one other object or other portion of said object.

15. The system of claim **10**, wherein said executable code is further configured to:

display a fourth image on said display device in said 3D space, said fourth image being an image of a desktop having at least one other application; and

allow said user to open said other application by allowing said user to select said fourth image, replacing said fourth image with said desktop in response to said selection, receiving an interaction from said user with said other application, and opening said other application in response to said interaction.

16. The system of claim **10**, wherein each one of said plurality of applications comprises a web browser application, and each one of said first, second, and third objects comprises a web browser window.

17. The system of claim **16**, wherein said executable code is further configured to:

display at least fourth and fifth images in a second 3D space, wherein said fourth image is an image of said plurality of images within said 3D space and said fifth image is an image of at least a portion of a fourth object generated by a fourth application previously opened by said user; and

allow said user to interact with said one of said first, second, and third applications by selecting said fourth image, selecting said one of said plurality of images corresponding to said one of said plurality of applications, and interacting with said one of said first, second, and third objects corresponding to said one of said plurality of applications.

18. The system of claim **10**, wherein said step of replacing said plurality of images with one of said first, second, and third objects, further comprises enlarging a size of at least said one of said plurality of images before replacing said one of said plurality of images with said one of said first, second, and third objects, thereby simulating movement of said one of said plurality of images in a z-axis of said display device.

19. A method for using a two-dimensional (2D) space to selectively interact with at least one of a plurality of applications open on a device and a three-dimensional (3D) space to switch between said plurality of application, comprising:

receiving a plurality of inputs from a user, said plurality of inputs comprising at least first, second, and third inputs;

opening said plurality of applications in response to said plurality of inputs, said plurality of applications comprising at least first, second, and third applications, wherein for each one of said plurality of applications (i) an output is generated having application-specific data, (ii) displaying said output in said 2D space on said fixed resolution display, and (iii) allowing said user to modify at least a portion of said application-specific data by interacting with said output;

allowing a user to view information on said plurality of application, comprising;

generating at least a plurality of images, said plurality of images comprising at least first, second, and third images, wherein said first image is an image of at least a portion of a first object generated by said first application and having first application-specific data, said second image is an image of at least a portion of a second object generated by said second application and having second application-specific data, and said third image is an image of at least a portion of a third object generated by said third application and having third application-specific data;

replacing said output corresponding to one of said plurality of applications that is being interacted with by said user in said 2D space with said plurality of images, said plurality of images being displayed in said 3D space and in an order based on a last time that said user one of (i) opened said first application and interacted with said first object, (ii) opened said second application and interacted with said second object, and (iii) opened said third application and interacted with said third object, wherein said 3D space comprises at least a foreground and a background, a first one in said order is displayed in said foreground, and second and third ones in said order are displayed in one of a foreground and a background;

allowing said user to move said plurality of images, wherein (i) movement of one of said plurality of images results in movement of all of said plurality of images, and (ii) continued movement in one direction of one of said plurality of images results in a perception to said user that said one of said plurality of images is moved off of said fixed resolution display; and

allowing said user to delete at least one of said plurality of images from said 3D space, wherein deletion of said second one in said order results in said third one in said order being moved to a location in said 3D space where said second one in said order was located prior to said deletion; and

allowing said user to interact with one of said first, second, and third applications, comprising:

receiving a selection from said user of one of said plurality of images corresponding to one of said plurality of applications;

replacing said plurality of images within said 3D space with one of said first, second, and third outputs corresponding to said one of said plurality of applications within said 2D space in response to said selection;

receiving at least one interaction by said user with said one of said first, second, and third outputs within said 2D space; and

modifying said one of said first, second, and third application-specific data in response to said at least one interaction.

20. The method of claim **19**, wherein said step of replacing said plurality of images with one of said first, second, and third objects, further comprises enlarging a size of at least said one of said plurality of images before replacing said one of said plurality of images with said one of said first, second, and third objects, thereby simulating movement of said one of said plurality of images in a z-axis of said display device.

* * * * *

EXHIBIT B

TAKAHASHI | 3-D software shows promise

Continued from Page 1E

amount of space that can exist on a computer display, if you think of it not as a flat image but a window into a 3D space.

"Operating systems maximize a finite space," says Edward Bakhash, CEO and founder of the company, which has a small, self-funded team in New York. "We have unlimited space. I think this is the future of the Web."

After you download and install SpaceTime3D, you see a clear blue sky in front of you. On the top menu, you see a few boxes. One has a Web address. Another has a tab that allows you to do a search through eBay, Yahoo images, Yahoo, Google, Google images, and Flickr's photo-sharing Web site. The last box is where you type in your search terms.

Once you type in a search, SpaceTime3D presents 10 results at a time, just as you would see with a Google search. But the first search result appears as the largest window on the screen, and the next results recede into the background and appear smaller and smaller, giving you a 3-D effect. You can double-lick on a result page to maximize it into a traditional two-dimensional Web page view.

You can scroll the mouse wheel and bring the more distant results into the foreground. Although it takes a few seconds to load the results, you can see the entire page quickly. You'll know immediately whether you want that page.

You can wait more than 30 seconds for all of the pages to load so you can continue scrolling. That's not acceptable compared with the instantaneous results you can load in 2-D.

You can scroll through a lot of pages, waiting at certain intervals for pages to load. This part is the worst part of the software right now, but I believe it is something they can address. You can wait more than 30 seconds for all of the pages to load so you can continue scrolling. That's not acceptable compared with the instantaneous results you can load in 2-D.

But a quick visual of a page tells you whether you need it or not. Where SpaceTime3D becomes useful is how it organizes your search history. There are arrows at the bottom of the screen that allow you to go forward or back in your search history. You click the arrow, the entire column rotates and in centers the view on the first page of your previous search. All of those results from that previous search are readily available for viewing.

You can store and access an infinite number of searches on the horizontal axis. Bakhash refers to the sideways scrolling as a kind of timeline because you can see the searches you've done before. That means the searching ability of SpaceTime3D is a "mile wide and a mile deep," says Bakhash.

Searching through images can be faster with SpaceTime3D because the process is a lot like looking through a pile of photos. If searching for merchandise on eBay, you can quickly see the photos of the objects that you're shopping for. You can see hundreds of items quickly. Wherever you are in the results, it's always easy to go back or start a new search.

Bakhash says the software is limited to linear maneuvering for now. You go back into the background, or scroll from side to side. But you don't fly through the results in any direction you want. That's because it can easily become confusing if you could do so.

Other features deserve noting. You can go to a particular site, such as a jewelry site, and search for pictures of pearls that appear only on that site. The results come back to you the same way that other SpaceTime3D results appear. You don't have to navigate through the site if all you want to do is find pearls.

The software doesn't require a hefty machine. You need a 3-D graphics card with 128 megabytes of memory and 512 megabytes of system memory. It runs on Windows XP or Windows Vista and it requires a broadband connection. A Mac version is expected next year.

If the features sound familiar, you may remember Sun Microsystems' Linux based demo, dubbed Looking Glass. With that feature, you could turn Web pages sideways for a 3-D view and type comments on the back of them. You can do some of that with SpaceTime3D as well.

Although there were many predecessors to this technology, the failures don't mean it's hopeless. Meng Chee, vice president of technology at design firm frog design, says 3-D user interfaces simply need the right context and the right applications to succeed. He's confident they will make a comeback.

For now, this is the most advanced 3-D navigation system I've seen. It doesn't make me dizzy, except with the thoughts of what this could become.

Contact Dean Takahashi at dtakahashi@mercurynews.com or (408) 920-5739.

Advertisement



EXHIBIT C

SpaceTime: 3D Browser Eye Candy

Contributor 8:33 PM PDT • June 5, 2007

New York based SpaceTime has released SpaceTime 3D, a web browser that literally takes tagged browsing 3D.

SpaceTime allows users to map out their browsing progress in a visual timeline, treating each site as an that can be manipulated and rearranged within the 3D environment. Users can alternate between a 3D a perspective as required.

SpaceTime's search functionality loads multiple search results as a stack of separate pages, simultaneo loading 10 results at a time, each in its own window. Users can the flip through results, re-arrange the p manipulate them. SpaceTime search currently supports Google, Google Images, Yahoo!, Yahoo! Image eBay and others.

It's difficult to describe the user experience. It's pure eye candy, sort of like Second Life meets Firefox. A standalone browser SpaceTime 3D lacks most of the extras you'd expect from a browser. There's no bo support, there's really nothing aside from the 3D rendering and search. I can't see people abandoning th traditional browsers to embrace this; however the barrier to success comes not from millions of users, b enough users to see a return through direct deals with Google and others through search affiliation fees same model used for Flock and Firefox.

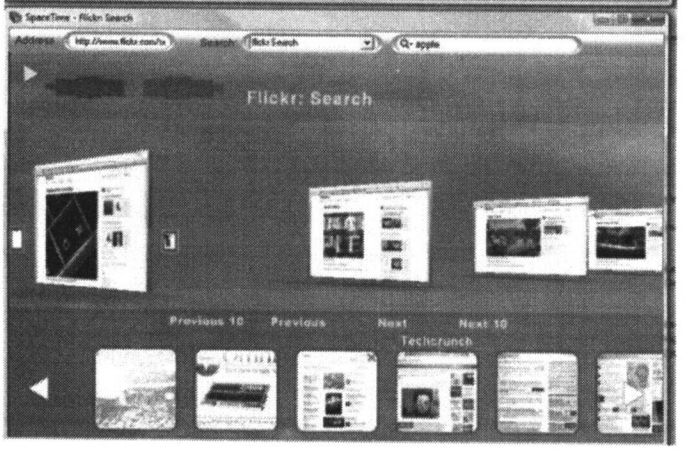

EXHIBIT D

Earn your degree in Business Information Technology online from the University of Cincinnati. Learn More »

Please note that this material is copyright protected. It is illegal to display or reproduce this article without permission for any commercial purpose, including use as marketing or public relations literature. To obtain reprints of this article for authorized use, please call a sales representative at (818) 461-9700 or visit http://www.ectnews.com/about/reprints/.

OPINION

Steve Jobs and Bill Gates, Milan, Foleo and Product of the Week

By Rob Enderle
Jun 4, 2007 4:00 AM PT

advertisement

Earn your degree in Business Information Technology online from the University of Cincinnati. Develop skills working on data and information using the newest business software. 100% online classes with no campus visits required. Flexibility to balance school, work, and family life. Learn More »

Last week, history was made. Steve Jobs and Bill Gates were physically on stage together -- for just the second time ever -- in what many have described as something of a love fest, with Bill repeatedly praising the Mac. Kind of makes you wonder what the two of them could have done as close partners.



As if to prove that point, Microsoft launched what is arguably the most Apple-like product it has ever had, Microsoft Surface (code-name "Milan,") and it will probably make it to your living room in a few years -- or sooner if you are one of the "rich elite."

Palm launched a counterpoint to all-in-one phones with the Foleo. With Apple rumored to be in a mad dash to get version 2 of the iPhone out, Foleo makes me wonder if the whole idea of the iPhone is wrongheaded.

Finally, we have our product of the week -- something "free" this time and still really cool.

What if Steve and Bill Had Collaborated More Closely?

Anyone watching the two men on stage last week couldn't help to see the honest admiration each had for the other. Clearly, we expected something else.

The two are very different, but that could have made them complementary. Bill is an engineer and looks at the world through the harsh veil of technology, while Steve is more an artist at heart and looks at the world in terms of design elegance and style.

Apple is one of Microsoft's oldest and most difficult partnerships, but it has endured. Microsoft is one of Apple's longest and precious few partnerships. Even though Jobs admitted Apple's partnership problem, it was interesting toward the end to see him suddenly realize -- on stage -- that Microsoft was arguably the best partner his company had ever had.

He also seemed to realize that despite saying he'd corrected the partnership problem, he actually hadn't -- and it remains a serious difficulty for the company today.

On the other hand, Microsoft has historically not come close to the elegance and design excellence that Apple has achieved -- nor has it ever seemed to learn that you need to keep selling a product even after it has been sold. That is why there's an increasing focus on the post-launch problems with Microsoft products, while there are constant reminders of the benefits with new Apple offerings.

The Microsoft products aren't all bad -- nor are the Apple products perfect. However, Apple's excellent handling of its company and product images helps create a glow that surrounds and protects it.

There have been several times that Apple has considered licensing part of Windows and more fully entering Microsoft's ecosystem -- something that Microsoft clearly wanted it to do. With the exception of a limited server line sold to loyalists, Apple lives on the desktop and has to work with the back-end systems established by others -- mostly Microsoft. That is one of the main reasons you don't see Apple in business environments -- particularly large enterprises -- today.

Leopard is supposed to be vastly better in Microsoft shops but, had Apple become a full Microsoft partner, it likely would be closer to Dell's size in the PC business rather than one of the smallest branded PC vendors.

Apple's work on the user interface might have had a stronger influence on an alternative Windows, where the PC vendors competed not only on hardware design but also on UI design -- and provided more of us not only with an Apple experience, but also a richer experience from research-rich vendors like HP.

You kind of get a hint of what could have been if you play with the new HP Touchsmart Desktop PC UI which is arguably much closer to Apple class.

In any case, seeing the two men on stage, I got the sense that they might actually be able to work together today -- something I doubt was possible two decades ago. Still, both companies probably would have been better for it if they had. Something else to think about: We likely would have been better off as well.

Microsoft Channeling Apple

Speaking of what could have been, Microsoft showcased its new Surface computer last week, and I had a chance to play with it. I'm one of those folks who really want things they can't have, and this product clearly falls into that class. What makes it Apple-like, however, is how well-thought-through and complete the offering is.

Generally Microsoft releases about 80 percent to 90 percent of a complete product. Origami is a good example, Plays for Sure another, and Media Center a third. Each had promise, but none was complete, and -- at least, from my perspective -- all failed to reach their potential as a result.

With Surface, also known by its code-name "Milan," Microsoft thought through the hardware, the software, the user experience, the target customers, the economic ecosystem, the unique back-end support, the secondary services, and even the repair process. This offering does not have the feel of something that was rushed and not completed; this thing feels cooked -- and that is more typically what Apple does.

Surface wasn't developed alone either. HP had a hand in it, and while Microsoft's version is slated -- at least, initially -- for commercial use, there is every likelihood that HP will have some kind of consumer version on the market within a few years.

This is a product you have to see and play with to understand, because the closest thing to it is the HP Touchsmart PC, and this goes well beyond the Touchsmart.

It does suggest a future for Microsoft that could embody the kind of elegance and style Apple is known for, and if this kind of quality makes it to future Media Center PCs, Game Systems and yes, even Windows versions, we could actually see the kind of

advancement that a close Apple-Microsoft collaboration might have created much earlier.

Foleo: Palm Attempting to Obsolete the iPhone Concept

Foleo is part of an emerging class of phone accessory that for lack of a better term, I'll call "extreme." That's because the accessory can cost more than the phone, and it fundamentally changes what the phone is capable of.

The Foleo is for browsing the Web and typing. It's optimized around what it is expected to do well, and it allows you to have a phone that is optimized to be the kind of phone you want. It comes from watching people with both Treo and BlackBerry devices who have a separate handset for phone calls because they hate having to make calls with the larger units.

In its current design, I think the Foleo may be too large and too expensive, but you should make up your own mind because it actually does look kind of cool. You can buy a new laptop on sale for less, and if you have a data plan, get it to perform a similar service with less trade-off.

Now, a light device like the Foleo is more portable. It is less complex, thus easier to manage, and it is solid state, so it is also more robust. For volume sales, though, I think it needs to be smaller, lighter and less expensive -- but I do think Palm has the right idea.

Why this could eventually obsolete products like the iPhone, Treo and BlackBerry is that this approach -- one that uses optimized accessories -- could actually be better than all-in-one devices that sacrifice to be all-in-one.

For instance, if you were to take the phone parts out of the iPhone and wed it to your favorite cell phone via Bluetooth for data connectivity, you'd likely get a better phone experience. The iPhone's optimization for music and video wouldn't be in the way of having a great, small phone with long battery life.

In addition, the price would not only be lower, but if you wanted to change carriers, or change phones, you wouldn't have to pay to replace the iPhone parts that were perfectly fine. Or, if you wanted a smaller connected music player -- something in the nano or shuffle size, say -- you could still have that.

While the Foleo may initially fall short, the concept has merit. Palm may have begun a change that could expand beyond the phone into PCs and other devices. This could be

the beginning of something really big, and it is worth watching even if you don't think the Foleo, by itself, is.

Remember, it often takes a couple of tries to get a new concept right. The iPod wasn't the first MP3 player and even it needed to improve a bit before it was truly great, but a few of us saw the potential on day one.

Product of the Week

What if Steve Jobs ran Google? While "free" for him would be an issue, I think I've found a product that makes the Google interface look like it was designed by Apple.

There is nothing like free, and in sharp contrast to the Dell H2C computer I spotlighted last week, this week's product very affordable. This is a 3D browser application called SpaceTime.

It organizes your Google -- and other -- searches into 3D windows and is visually the most impressive when searching for images. It does the Vista-like 3D thing to the results and then layers them so you can quickly scan though what you have found.

If you have a scroll wheel on your mouse, try it with this application -- it is a ball to play with. It does push your hardware, so make sure yours meets minimums before installing.

I can already imagine SpaceTime's tag line: "We don't do searches -- we make search results amazing." It's not just eye candy either, because it opens all the searched pages. You can actually find things much faster. Free, cool-looking, and it actually increases your productivity. Is that a great product or what? ECT

Rob Enderle is a TechNewsWorld columnist and the principal analyst for the Enderle Group, a consultancy that focuses on personal technology products and trends.

Get Permission to License or Reproduce this Article

Reprints More by Rob Enderle

Reader Comments

Be the first to comment!

Copyright 1998-2020 ECT News Network, Inc. All Rights Reserved.

Terms of Service | Privacy Policy | How To Advertise

EXHIBIT E

Convert more international customers by selling like a local with Digital River. Learn More »

Please note that this material is copyright protected. It is illegal to display or reproduce this article without permission for any commercial purpose, including use as marketing or public relations literature. To obtain reprints of this article for authorized use, please call a sales representative at (818) 461-9700 or visit http://www.ectnews.com/about/reprints/.

Please note that this material is copyright protected. It is illegal to display or reproduce this article without permission for any commercial purpose, including use as marketing or public relations literature. To obtain reprints of this article for authorized use, please call a sales representative at (818) 461-9700 or visit http://www.ectnews.com/about/reprints/.

PRODUCT REVIEW

SpaceTime Browser Adds New Dimension to Search

By Jack M. Germain
Jun 8, 2007 5:00 AM PT

advertisement



Earn your degree in Business Information Technology online from the University of Cincinnati. Develop skills working on data and information using the newest business software. 100% online classes with no campus visits required. Flexibility to balance school, work, and family life. Learn More »

An innovative three-dimensional search program puts a unique spin on Internet searching. All results are displayed in a 3-D space that users can navigate and manipulate.

SpaceTime presents all search results, shopping windows and browsing activity in a continuous 3-D stack that merges results to save time and improve browsing efficiency.

SpaceTime released a public beta version of its browser on June 4 as the first step in readying the new searching concept for a future release as a commercial product. Until the unspecified commercial launch, the program will be a free download.

New Approach

Early beta releases rarely impress me. However, since my work as a product reviewer and technology news writer involves countless hours of staring at computer screens, the promise of a 3-D viewing environment on my Windows XP gear was too good to ignore.

Even in its pre-beta release form, SpaceTime delivers on its promise to save me time and provide a revolutionary online searching tool. The browser worked as described. However, looking at search results lists from Google, for instance -- and at the same time scrolling from window to window to view the sites from those search results -- requires some adjustment to my work routine.

While I continue to use the 3-D searching environment, though, I am having more fun than I should at work.

What It Does

SpaceTime puts a three-dimensional front end on the process of Web searching. It can access any Web page as well as any other browser, but its special 3-D search functionality currently works with Google, Google Images, Yahoo, Yahoo Images, Flickr and eBay. Others will be added, assured SpaceTime CEO and creator Eddie Bakhash.

The SpaceTime interface has three key modes: 3-D Search, 3-D eBay Search, and 3-D Tabbed Browsing. Nothing available today comes close to doing this.

SpaceTime lets users browse eBay listings more like flipping through an electronic catalog of full-sized images. Users can also explore other retail sites in its 3-D space for ease of comparison shopping. Just enter the search term or object sought on eBay to unleash a 3-D thumbnail parade of all objects available. Each object is linked to the text and bidding features.

The SpaceTime 3-D search functionality loads multiple search results as a stack of separate pages. Unlike ordinary search tools, which return a list of links that require clicking one at a time, SpaceTime simultaneously loads 10 results, each in its own window. Using a mouse or keyboard, users can then quickly flip through the results, re-arrange the pages or manipulate them as desired.

New Way to Tab

As cool as it is to search for products and text in 3-D, I was particularly impressed with SpaceTime's tab browsing capabilities. It is much more than what is available with the tabbed browsing feature in Microsoft's Internet Explorer 7.0 or in the open source Firefox browser.

With SpaceTime, I have an unlimited 3-D space. This lets me map out my browsing progress in a visual time line, treating each Web site as an object that I can manipulate and rearrange within the 3-D environment.

SpaceTime also lets me alternate between 3-D and 2-D perspectives by double clicking on a 3-D display and then clicking the Return button. This process eliminates the hassle of reading and closing pop-up windows and clicking on the Back button. As much as I like the ability in Firefox to open a new tab when I click on a search link, viewing a stack of 10 related search objects in one flexible view leaves all the other two-dimensional browsers in the digital dust.

Perfect Timing

Clearly, this type of product would not have been possible before the rise of Web 2.0. By comparison, Bakhash hints that SpaceTime could be an early window to what lies ahead with Web 3.0 tools.

"This product is eight years in the making," Bakhash told TechNewsWorld. "We see this as a technological achievement. We've watched broadband access improve, so we had to keep adapting before we were able to launch."

Since the inception of the Internet, the process of browsing has been limited and static, noted Bakhash in discussing his view for Web 3.0. Now users can enjoy the richness of the Web with an application that is more interactive, intuitive and fun, he concluded.

"Most computers have high-end graphics and high-speed Internet access. So this is a great opportunity," Bakhash said.

System Requirements

SpaceTime drags all-too-slowly or does not run at all on lesser-powered computer systems. The 3-D browser must be operating on Windows 2000, XP or Vista, have at least 512 MB of RAM, 128 MB of video RAM and processing power provided by either a 2.4 GHz Pentium 4 chip or an AMD 2400xp+ chip.

Eventually, Bakhash expects SpaceTime to work from any platform. For now, however, it only runs on Windows 2000, Windows XP and Windows Vista. He is working on a Mac version to be released next 2008, he said. ECT

Get Permission to License or Reproduce this Article

Reprints More by Jack M. Germain

Reader Comments

Be the first to comment!





EXHIBIT F

Gmail

Eddie Bakhash <eddiebakhash@gmail.com>

Fw: Comments from Young choi !

1 message

Edward Bakhash <spacetime3d@yahoo.com> Mon, Apr 18, 2016 at 10:17 AM
Reply-To: Edward Bakhash <spacetime3d@yahoo.com>
To: eddiebakhash@gmail.com

SpaceTime
A New Dimension in Search
www.spacetime.com

--- On Fri, 2/1/08, young@sea.samsung.com <young@sea.samsung.com> wrote:

> From: young@sea.samsung.com <young@sea.samsung.com>
> Subject: Comments from Young choi !
> To: spacetime3d@yahoo.com
> Date: Friday, February 1, 2008, 8:42 PM
>
> Hello,
> My name is Young Choi with Samsung Electronics America.
> It seems like your 3d browser can be at its best when it is
> used in UMPC.
> Samsung has a number of UMPC products, and I would like to
> find out if SpaceTime is planning to introduce a browser
> targeted penatrate in UMPC application.
>
> Thank you very much.
>
> Regards,
>
>
> Young Choi
>

EXHIBIT G

Fw: [Official Invitation] 2nd Samsung Sourcing Conference and Event - Spacetime

From: Edward Bakhash (spacetime3d@yahoo.com)

To: eddie@spacetime.com

Date: Tuesday, May 6, 2008, 05:27 PM PDT

4-5

SpaceTime
A New Dimension in Search
www.spacetime.com

--- On **Tue, 5/6/08, Daniel Sung Yoon <*DanielY@sea.samsung.com*>** wrote:

From: Daniel Sung Yoon <DanielY@sea.samsung.com>
Subject: [Official Invitation] 2nd Samsung Sourcing Conference and Event - Spacetime
To: spacetime3d@yahoo.com
Cc: "정상진" <sjjung21@samsung.com>, "YoungWoo Choi" <young@sea.samsung.com>, "John (Hang Rak) Choi" <johnc@sea.samsung.com>, "Steve Lee" <stevel@sea.samsung.com>
Date: Tuesday, May 6, 2008, 4:00 PM

Dear Mr. Eddi Bakhash,

Samsung Electronics IPC is pleased to announce the "2nd Samsung Sourcing Conference and Event" and cordially invites **Spacetime** to attend the meeting to discuss future collaboration with Samsung Digital Media Groups. This event will provide an opportunity for us to get an understanding of **Spacetime** technology and solutions and to discuss its applicability to our Digital Media Products. Samsung is looking forward to discussing potential collaboration to implement **Spacetime's** technology to our Digital Media Groups.

Date: May 19, 2008 (Monday) to May 21, 2008 (Wednesday)

Attendees from Samsung Electronics: DM Groups (Visual Display, Audio Visual, Computer, DM R&D, Printer, DSC) and US IPC

Time: The following meeting times are available (see attachment)
Please choose 3 preferred slots from 20 possible time slots for your team to attend the event.

FYI, Time slots 1, 8, 11, 18 are flexible time schedule, so if you decide to choose flexible time schedule, please advise the slot number and time preference (9:00am or 11:00am).

Location: Samsung Electronics America, Inc.
US International Purchasing Center
3655 North First Street
San Jose , CA 95134

We hope to finalize the meeting time by this Friday (5/9), which does not leave us much time. Please inform us of your three preferences for the meeting time and R.S.V.P to Youngwoo Choi by May 9, 2008. (young@sea.samsung.com).
In addition to your confirmation, please send us your presentation file for us to make portfolio.

During our meeting, Samsung is looking forward to Spacetime's presentation including the followings:

- Core Technology
- Product/ solutions (with demo if available)
- Roadmap
- Business model
- Implementation proposal for Samsung Electronics

Thank you for your cooperation and we hope to see you soon.

For further information, please contact Youngwoo Choi at 1-408-544-4469.

Best Regards,

Daniel Yoon
Manager
Strategic Sourcing and Supply Chain Management

SAMSUNG ELECTRONICS AMERICA INC.
International Purchasing Center
TEL: 310-900-5183
FAX : 310-537-2263
E-Mail: daniely@sea.samsung.com

NOTICE: This email message is for the sole use of the intended recipient'(s) and may contain confidential and privileged information. Any unauthorized review, use, disclosure or distribution is prohibited. If you are not the intended recipient, please contact the sender by reply email and destroy all copies, including without limitation electronic or printed versions, of the message.

rm_schd (2).xls
18.5kB

EXHIBIT H

Gmail

6

Eddie Bakhash <eddiebakhash@gmail.com>

Meeting in Korea

YoungWoo Choi <young@sea.samsung.com>
To: Eddie Bakhash <eddie@spacetime.com>

Wed, Jun 4, 2008 at 8:35 PM

Hello, Eddie

I would like to thank you again for joining the DM Sourcing Conference last month. As a follow-up action, I would like to find out when you would be able to travel to Korea to meet with my UI engineers in Suwon for further technical discussions and demos.

Please advise your schedule. Then I will talk to my engineers again to figure out the details of the meeting.

Thank you and regards,

Youngwoo Choi

Sr. BUYER
Samsung Electronics America, Inc.
US International Purchasing Center
3655 North First Street
San Jose, CA 95134
TEL)408-544-4469 FAX) 408-544-4969
young@sea.samsung.com

NOTICE: This email message is for the sole use of the intended recipient'(s) and may contain confidential and privileged information. Any unauthorized review, use, disclosure or distribution is prohibited. If you are not the intended recipient, please contact the sender by reply email and destroy all copies, including without limitation electronic or printed versions, of the message.

EXHIBIT I

Gmail 7-8

Eddie Bakhash <eddiebakhash@gmail.com>

SpaceTime: New Tablet GUI

YoungWoo Choi <young@sea.samsung.com>
To: Eddie Bakhash <eddie@spacetime.com>

Fri, Apr 16, 2010 at 7:15 PM

Hello, Eddie

Very nice to hear from you again.

It's very exciting to hear that you just released a very powerful new GUI for tablets and netbooks.

What is the basic platform? Windows? Androids? or anything else?

I'd love to see the new development of your technology.

Please send me the changes and improvements you've make until now.

Samsung's new tablet runs Android so I'm wondering if your browser is compatible.

Thank you.

Youngwoo Choi

Sr. BUYER

Samsung Electronics America, Inc.

US International Purchasing Center

85 W. Tasman Drive

San Jose, CA 95134

TEL)408-544-4469

young@sea.samsung.com

NOTICE: This email message is for the sole use of the intended recipient'(s) and may contain confidential and privileged information. Any unauthorized review, use, disclosure or distribution is prohibited. If you are not the intended recipient, please contact the sender by reply email and destroy all copies, including without limitation electronic or printed versions, of the message.

From: eddiebakhash@gmail.com [mailto:eddiebakhash@gmail.com] **On Behalf Of** Eddie Bakhash
Sent: Wednesday, April 14, 2010 2:37 PM
To: YoungWoo Choi; kukhyun7.han@samsung.com; w.kim@samsung.com; Steve Lee; david2.chen@samsung.com
Subject: SpaceTime: New Tablet GUI

Hi YoungWoo,

[Quoted text hidden]

EXHIBIT J

Gmail

Eddie Bakhash <eddiebakhash@gmail.com>

SpaceTime: New Tablet GUI

YoungWoo Choi <young@sea.samsung.com>
To: Eddie Bakhash <eddie@spacetime.com>

Tue, Apr 20, 2010 at 9:00 PM

Hello, Eddie

Samsung's new tablet "web-book" P1 will be released in Aug ~ Sept of this year.

It is running Cortex A8 w/ Android as its OS.

We should target P2 or P3 for your technology implementation as P2 and 3 have later launch dates.

I don't think I can get a reference platform unless we start talking about technical collaboration and potential co-development agreement.

So, let's first start by getting our engineers interested by showing them what SpaceTime is offering and how it makes the user experience better.

I will contact my engineer in charge of P1's UI as soon as I receive your list of functions and features.

Thank you very much.

Regards,

Youngwoo Choi

Sr. BUYER

Samsung Electronics America, Inc.

US International Purchasing Center

85 W. Tasman Drive

San Jose, CA 95134

TEL)408-544-4469

young@sea.samsung.com

NOTICE: This email message is for the sole use of the intended recipient'(s) and may contain confidential and privileged information. Any unauthorized review, use, disclosure or distribution is prohibited. If you are not the intended recipient, please contact the sender by reply email and destroy all copies, including without limitation electronic or printed versions, of the message.

From: eddiebakhash@gmail.com [mailto:eddiebakhash@gmail.com] **On Behalf Of** Eddie Bakhash
Sent: Monday, April 19, 2010 11:32 AM
To: YoungWoo Choi
Subject: Re: SpaceTime: New Tablet GUI

[Quoted text hidden]