UNITED STATES PATENT AND TRADEMARK OFFICE

UNITED STATES DEPARTMENT OF COMMERCE
United States Patent and Trademark Office
Address: COMMISSIONER FOR PATENTS
P.O. Box 1450
Alexandria, Virginia 22313-1450
www.uspto.gov

APPLICATION NO.	ISSUE DATE	PATENT NO.	ATTORNEY DOCKET NO.	CONFIRMATION NO.
11/531,676	06/08/2010	7735018	815395-1	1573

23879 7590 05/19/2010

O"Melveny & Myers LLP
IP&T Calendar Department LA-13-A7
400 South Hope Street
Los Angeles, CA 90071-2899

ISSUE NOTIFICATION

The projected patent number and issue date are specified above.

Determination of Patent Term Adjustment under 35 U.S.C. 154 (b)
(application filed on or after May 29, 2000)

The Patent Term Adjustment is 908 day(s). Any patent to issue from the above-identified application will include an indication of the adjustment on the front page.

If a Continued Prosecution Application (CPA) was filed in the above-identified application, the filing date that determines Patent Term Adjustment is the filing date of the most recent CPA.

Applicant will be able to obtain more detailed information by accessing the Patent Application Information Retrieval (PAIR) WEB site (http://pair.uspto.gov).

Any questions regarding the Patent Term Extension or Adjustment determination should be directed to the Office of Patent Legal Administration at (571)-272-7702. Questions relating to issue and publication fee payments should be directed to the Application Assistance Unit (AAU) of the Office of Data Management (ODM) at (571)-272-4200.

APPLICANT(s) (Please see PAIR WEB site http://pair.uspto.gov for additional applicants):

E. Eddie Bakhash, New York, NY;

UNITED STATES PATENT AND TRADEMARK OFFICE

UNITED STATES DEPARTMENT OF COMMERCE
United States Patent and Trademark Office
Address: COMMISSIONER FOR PATENTS
P.O. Box 1450
Alexandria, Virginia 22313-1450
www.uspto.gov

APPLICATION NO.	FILING DATE	FIRST NAMED INVENTOR	ATTORNEY DOCKET NO.	CONFIRMATION NO.
11/531,676	09/13/2006	E. Eddie Bakhash	815395-1	1573

23879 7590 04/12/2010
O"Melveny & Myers LLP
IP&T Calendar Department LA-13-A7
400 South Hope Street
Los Angeles, CA 90071-2899

EXAMINER
LEE, TING ZHOU

ART UNIT	PAPER NUMBER
2173	

NOTIFICATION DATE	DELIVERY MODE
04/12/2010	ELECTRONIC

Please find below and/or attached an Office communication concerning this application or proceeding.

The time period for reply, if any, is set in the attached communication.

Notice of the Office communication was sent electronically on above-indicated "Notification Date" to the following e-mail address(es):

ipcalendardept@omm.com
rgendron@omm.com
nkhachatryan@omm.com

Supplemental Notice of Allowability	Application No.	Applicant(s)	
	11/531,676	BAKHASH, E. EDDIE	
	Examiner	Art Unit	
	TING LEE	2173	

-- The MAILING DATE of this communication appears on the cover sheet with the correspondence address--

All claims being allowable, PROSECUTION ON THE MERITS IS (OR REMAINS) CLOSED in this application. If not included herewith (or previously mailed), a Notice of Allowance (PTOL-85) or other appropriate communication will be mailed in due course. **THIS NOTICE OF ALLOWABILITY IS NOT A GRANT OF PATENT RIGHTS.** This application is subject to withdrawal from issue at the initiative of the Office or upon petition by the applicant. See 37 CFR 1.313 and MPEP 1308.

1. ☒ This communication is responsive to *01/28/10*.

2. ☒ The allowed claim(s) is/are *67-90,92-97,99,101-118,120 and 122-138*.

3. ☐ Acknowledgment is made of a claim for foreign priority under 35 U.S.C. § 119(a)-(d) or (f).
   a) ☐ All b) ☐ Some* c) ☐ None of the:
      1. ☐ Certified copies of the priority documents have been received.
      2. ☐ Certified copies of the priority documents have been received in Application No. _____ .
      3. ☐ Copies of the certified copies of the priority documents have been received in this national stage application from the International Bureau (PCT Rule 17.2(a)).

   * Certified copies not received: _____.

Applicant has THREE MONTHS FROM THE "MAILING DATE" of this communication to file a reply complying with the requirements noted below. Failure to timely comply will result in ABANDONMENT of this application.
THIS THREE-MONTH PERIOD IS NOT EXTENDABLE.

4. ☐ A SUBSTITUTE OATH OR DECLARATION must be submitted. Note the attached EXAMINER'S AMENDMENT or NOTICE OF INFORMAL PATENT APPLICATION (PTO-152) which gives reason(s) why the oath or declaration is deficient.

5. ☐ CORRECTED DRAWINGS (as "replacement sheets") must be submitted.
   (a) ☐ including changes required by the Notice of Draftsperson's Patent Drawing Review (PTO-948) attached
      1) ☐ hereto or 2) ☐ to Paper No./Mail Date _____.
   (b) ☐ including changes required by the attached Examiner's Amendment / Comment or in the Office action of Paper No./Mail Date _____.

   Identifying indicia such as the application number (see 37 CFR 1.84(c)) should be written on the drawings in the front (not the back) of each sheet. Replacement sheet(s) should be labeled as such in the header according to 37 CFR 1.121(d).

6. ☐ DEPOSIT OF and/or INFORMATION about the deposit of BIOLOGICAL MATERIAL must be submitted. Note the attached Examiner's comment regarding REQUIREMENT FOR THE DEPOSIT OF BIOLOGICAL MATERIAL.

Attachment(s)

1. ☐ Notice of References Cited (PTO-892)
2. ☐ Notice of Draftperson's Patent Drawing Review (PTO-948)
3. ☐ Information Disclosure Statements (PTO/SB/08), Paper No./Mail Date _____
4. ☐ Examiner's Comment Regarding Requirement for Deposit of Biological Material
5. ☐ Notice of Informal Patent Application
6. ☒ Interview Summary (PTO-413), Paper No./Mail Date *04/06/2010* .
7. ☒ Examiner's Amendment/Comment
8. ☐ Examiner's Statement of Reasons for Allowance
9. ☐ Other _____.

/TING LEE/
Primary Examiner, Art Unit 2173

Interview Summary	Application No.	Applicant(s)	
	11/531,676	BAKHASH, E. EDDIE	
	Examiner	Art Unit	
	TING LEE	2173	

All participants (applicant, applicant's representative, PTO personnel):

(1) *TING LEE*. (3)_____.

(2) *Todd E. Fitzsimmons (Reg. No. 44,683)*. (4)_____.

Date of Interview: *06 April 2010*.

Type: a)☒ Telephonic b)☐ Video Conference
c)☐ Personal [copy given to: 1)☐ applicant 2)☐ applicant's representative]

Exhibit shown or demonstration conducted: d)☐ Yes e)☒ No.
If Yes, brief description: _____.

Claim(s) discussed: *94 and 117*.

Identification of prior art discussed: _____.

Agreement with respect to the claims f)☒ was reached. g)☐ was not reached. h)☐ N/A.

Substance of Interview including description of the general nature of what was agreed to if an agreement was reached, or any other comments: *See Continuation Sheet*.

(A fuller description, if necessary, and a copy of the amendments which the examiner agreed would render the claims allowable, if available, must be attached. Also, where no copy of the amendments that would render the claims allowable is available, a summary thereof must be attached.)

THE FORMAL WRITTEN REPLY TO THE LAST OFFICE ACTION MUST INCLUDE THE SUBSTANCE OF THE INTERVIEW. (See MPEP Section 713.04). If a reply to the last Office action has already been filed, APPLICANT IS GIVEN A NON-EXTENDABLE PERIOD OF THE LONGER OF ONE MONTH OR THIRTY DAYS FROM THIS INTERVIEW DATE, OR THE MAILING DATE OF THIS INTERVIEW SUMMARY FORM, WHICHEVER IS LATER, TO FILE A STATEMENT OF THE SUBSTANCE OF THE INTERVIEW. See Summary of Record of Interview requirements on reverse side or on attached sheet.

/TING LEE/ Primary Examiner, Art Unit 2173	

Summary of Record of Interview Requirements

Manual of Patent Examining Procedure (MPEP), Section 713.04, Substance of Interview Must be Made of Record
A complete written statement as to the substance of any face-to-face, video conference, or telephone interview with regard to an application must be made of record in the application whether or not an agreement with the examiner was reached at the interview.

Title 37 Code of Federal Regulations (CFR) § 1.133 Interviews
Paragraph (b)

In every instance where reconsideration is requested in view of an interview with an examiner, a complete written statement of the reasons presented at the interview as warranting favorable action must be filed by the applicant. An interview does not remove the necessity for reply to Office action as specified in §§ 1.111, 1.135. (35 U.S.C. 132)

37 CFR §1.2 Business to be transacted in writing.
All business with the Patent or Trademark Office should be transacted in writing. The personal attendance of applicants or their attorneys or agents at the Patent and Trademark Office is unnecessary. The action of the Patent and Trademark Office will be based exclusively on the written record in the Office. No attention will be paid to any alleged oral promise, stipulation, or understanding in relation to which there is disagreement or doubt.

The action of the Patent and Trademark Office cannot be based exclusively on the written record in the Office if that record is itself incomplete through the failure to record the substance of interviews.

It is the responsibility of the applicant or the attorney or agent to make the substance of an interview of record in the application file, unless the examiner indicates he or she will do so. It is the examiner's responsibility to see that such a record is made and to correct material inaccuracies which bear directly on the question of patentability.

Examiners must complete an Interview Summary Form for each interview held where a matter of substance has been discussed during the interview by checking the appropriate boxes and filling in the blanks. Discussions regarding only procedural matters, directed solely to restriction requirements for which interview recordation is otherwise provided for in Section 812.01 of the Manual of Patent Examining Procedure, or pointing out typographical errors or unreadable script in Office actions or the like, are excluded from the interview recordation procedures below. Where the substance of an interview is completely recorded in an Examiners Amendment, no separate Interview Summary Record is required.

The Interview Summary Form shall be given an appropriate Paper No., placed in the right hand portion of the file, and listed on the "Contents" section of the file wrapper. In a personal interview, a duplicate of the Form is given to the applicant (or attorney or agent) at the conclusion of the interview. In the case of a telephone or video-conference interview, the copy is mailed to the applicant's correspondence address either with or prior to the next official communication. If additional correspondence from the examiner is not likely before an allowance or if other circumstances dictate, the Form should be mailed promptly after the interview rather than with the next official communication.

The Form provides for recordation of the following information:
- Application Number (Series Code and Serial Number)
- Name of applicant
- Name of examiner
- Date of interview
- Type of interview (telephonic, video-conference, or personal)
- Name of participant(s) (applicant, attorney or agent, examiner, other PTO personnel, etc.)
- An indication whether or not an exhibit was shown or a demonstration conducted
- An identification of the specific prior art discussed
- An indication whether an agreement was reached and if so, a description of the general nature of the agreement (may be by attachment of a copy of amendments or claims agreed as being allowable). Note: Agreement as to allowability is tentative and does not restrict further action by the examiner to the contrary.
- The signature of the examiner who conducted the interview (if Form is not an attachment to a signed Office action)

It is desirable that the examiner orally remind the applicant of his or her obligation to record the substance of the interview of each case. It should be noted, however, that the Interview Summary Form will not normally be considered a complete and proper recordation of the interview unless it includes, or is supplemented by the applicant or the examiner to include, all of the applicable items required below concerning the substance of the interview.

A complete and proper recordation of the substance of any interview should include at least the following applicable items:
1) A brief description of the nature of any exhibit shown or any demonstration conducted,
2) an identification of the claims discussed,
3) an identification of the specific prior art discussed,
4) an identification of the principal proposed amendments of a substantive nature discussed, unless these are already described on the Interview Summary Form completed by the Examiner,
5) a brief identification of the general thrust of the principal arguments presented to the examiner,
   (The identification of arguments need not be lengthy or elaborate. A verbatim or highly detailed description of the arguments is not required. The identification of the arguments is sufficient if the general nature or thrust of the principal arguments made to the examiner can be understood in the context of the application file. Of course, the applicant may desire to emphasize and fully describe those arguments which he or she feels were or might be persuasive to the examiner.)
6) a general indication of any other pertinent matters discussed, and
7) if appropriate, the general results or outcome of the interview unless already described in the Interview Summary Form completed by the examiner.

Examiners are expected to carefully review the applicant's record of the substance of an interview. If the record is not complete and accurate, the examiner will give the applicant an extendable one month time period to correct the record.

Examiner to Check for Accuracy

If the claims are allowable for other reasons of record, the examiner should send a letter setting forth the examiner's version of the statement attributed to him or her. If the record is complete and accurate, the examiner should place the indication, "Interview Record OK" on the paper recording the substance of the interview along with the date and the examiner's initials.

Continuation of Substance of Interview including description of the general nature of what was agreed to if an agreement was reached, or any other comments: The applicant's representative contacted the examiner regarding the Examiner Amendment mailed on 03/30/2010. After the payment of the issue fee, the applicant noticed several typographical errors in the amended claims of the Examiner Amendment that need to be corrected before the patent issues. The examiner indicated that a Supplemental Examiner Amendment (included with the present Interview Summary) would be mailed out in order to correct the previous errors.

.

DETAILED ACTION

1. The application stands amended according to the Examiner Amendment mailed on 03/30/2010. However, the applicant noticed typographical errors in the Examiner Amendment that need to be corrected before the patent issues. Therefore, the claims are amended according to the Examiner Amendment mailed on 03/30/2010 and further amended according to the present Examiner Amendment.

EXAMINER'S AMENDMENT

2. An examiner's amendment to the record appears below. Should the changes and/or additions be unacceptable to applicant, an amendment may be filed as provided by 37 CFR 1.312. To ensure consideration of such an amendment, it MUST be submitted no later than the payment of the issue fee.

Authorization for this examiner's amendment was given in a telephone interview with Mr. Todd E. Fitzsimmons (Reg. No. 44,683) on 04/06/2010.

3. Please further amend the claims as follows:

a. Claim 94 is amended as follows:

Claim 94. A method for providing a three-dimensional (3D) graphical user interface, comprising:

receiving a search query from an end user;

receiving a search result from at least one computer source in response to the search query, wherein the search result identifies a plurality of websites related to the search query;

displaying the search result on a plurality of windows within a 3D space, comprising:

rendering a first one of the plurality of websites using a native application;

capturing an image of at least a portion of the rendered first one of the plurality of websites; and

texturing the image on a first one of the plurality of windows within the 3D space, the first one of the plurality of windows being displayed in a foreground of the 3D space, a second one of the plurality of windows including information from a second one of the plurality of websites and being displayed in a background of the 3D space, and a third one of the plurality of windows including information from a third one of the plurality of websites and being displayed in the background of the 3D space;

displaying at least a forward arrow and a backward arrow, wherein the second one of the plurality of windows is moved from the background of the 3D space to the foreground of the 3D space if the end user interacts with the forward arrow and the second one of the plurality of windows is moved from the foreground of the 3D space to the background of the 3D space if the end user interacts with the backward arrow; and

displaying additional information on ~~!he~~ <u>the</u> first one of the plurality of windows, comprising:

receiving an interaction by the end user at a particular location on the image;

mapping the location of the interaction to a corresponding location on the rendered first one of the plurality of websites, the location corresponding to one link of a plurality of links embedded in the first one of the plurality of websites, the link corresponding to the additional information;

rendering the additional information;

capturing a second image of at least a portion of the rendered additional information; and

texturing the second image on the first one of the plurality of windows, the second image thereby replacing the image on the first one of the plurality of windows.

b. Claim 117 is amended as follows:

Claim 117. A system for providing a three-dimensional (3D) graphical user interface, comprising:

a display screen;

an input device for receiving a search query from an end user;

a processor module operatively coupled to the display screen and the user input device; and

a memory module operatively coupled to the processor module, the memory module comprising executable code for the processor module to:

receive via a communication path a search result from at least one computer source in response to the search query, wherein the search result includes at least a plurality of links to a plurality of files related to the search query;

display the search result on a plurality of windows within a 3D space, comprising:

rendering at least a portion of a first one of the plurality of files using an application;

capturing an image of the rendered ~~potion~~ portion of the first one of the plurality of files, and

texturing the image on a first one of the plurality of windows within the 3D space, the first one of the plurality of windows being displayed in the foreground of the 3D space, and a second one of the plurality of windows including information from a second one of the plurality of files and being displayed in the background of the 3D space; and

display a navigator that can be interacted with to at least move the second one of the plurality of windows and ~~the~~ a third one of the plurality of windows to the foreground of the 3D space; and

displaying additional information on the first one of the plurality of windows, comprising:

receiving an interaction by the end user at a particular location on the image;

mapping the location of the interaction to a corresponding location on the rendered portion of the first one of the plurality of files, the location corresponding to one control of a plurality of controls embedded in the first one of the plurality of files, the control corresponding to the additional information;

rendering the additional information ~~suing~~ using the application;

capturing a second image of at least a portion of the rendered additional information; and

texturing the second image on the first one of the plurality of windows, the second image thereby replacing the image on the first one of the plurality of windows.

Conclusion

Any inquiry concerning this communication or earlier communications from the examiner should be directed to TING LEE whose telephone number is (571)272-4058. The examiner can normally be reached on Monday - Friday 7:30am - 3:30pm.

If attempts to reach the examiner by telephone are unsuccessful, the examiner's supervisor, Kieu Vu can be reached on (571) 272-4057. The fax phone number for the organization where this application or proceeding is assigned is 571-273-8300.

Information regarding the status of an application may be obtained from the Patent Application Information Retrieval (PAIR) system. Status information for published applications may be obtained from either Private PAIR or Public PAIR. Status information for unpublished applications is available through Private PAIR only. For more information about the PAIR system, see http://pair-direct.uspto.gov. Should you have questions on access to the Private PAIR system, contact the Electronic Business Center (EBC) at 866-217-9197 (toll-free). If you would like assistance from a USPTO Customer Service Representative or access to the automated information system, call 800-786-9199 (IN USA OR CANADA) or 571-272-1000.

/TING LEE/
Primary Examiner, Art Unit 2173

PART B - FEE(S) TRANSMITTAL

Complete and send this form, together with applicable fee(s), to: Mail **Mail Stop ISSUE FEE**
Commissioner for Patents
P.O. Box 1450
Alexandria, Virginia 22313-1450
or Fax (571)-273-2885

INSTRUCTIONS: This form should be used for transmitting the ISSUE FEE and PUBLICATION FEE (if required). Blocks 1 through 5 should be completed where appropriate. All further correspondence including the Patent, advance orders and notification of maintenance fees will be mailed to the current correspondence address as indicated unless corrected below or directed otherwise in Block 1, by (a) specifying a new correspondence address; and/or (b) indicating a separate "FEE ADDRESS" for maintenance fee notifications.

CURRENT CORRESPONDENCE ADDRESS (Note: Use Block 1 for any change of address)

23879 7590 03/30/2010

O"Melveny & Myers LLP
IP&T Calendar Department LA-13-A7
400 South Hope Street
Los Angeles, CA 90071-2899

Note: A certificate of mailing can only be used for domestic mailings of the Fee(s) Transmittal. This certificate cannot be used for any other accompanying papers. Each additional paper, such as an assignment or formal drawing, must have its own certificate of mailing or transmission.

Certificate of Mailing or Transmission

I hereby certify that this Fee(s) Transmittal is being deposited with the United States Postal Service with sufficient postage for first class mail in an envelope addressed to the Mail Stop ISSUE FEE address above, or being facsimile transmitted to the USPTO (571) 273-2885, on the date indicated below.

(Depositor's name)

(Signature)

(Date)

APPLICATION NO.	FILING DATE	FIRST NAMED INVENTOR	ATTORNEY DOCKET NO.	CONFIRMATION NO.
11/531,676	09/13/2006	E. Eddie Bakhash	815395-1	1573

TITLE OF INVENTION: SYSTEM AND METHOD FOR PROVIDING THREE-DIMENSIONAL GRAPHICAL USER INTERFACE

APPLN. TYPE	SMALL ENTITY	ISSUE FEE DUE	PUBLICATION FEE DUE	PREV. PAID ISSUE FEE	TOTAL FEE(S) DUE	DATE DUE
nonprovisional	YES	$755	$300	$0	$1055	06/30/2010

EXAMINER	ART UNIT	CLASS-SUBCLASS
LEE, TING ZHOU	2173	715-782000

1. Change of correspondence address or indication of "Fee Address" (37 CFR 1.363).

☐ Change of correspondence address (or Change of Correspondence Address form PTO/SB/122) attached.

☐ "Fee Address" indication (or "Fee Address" Indication form PTO/SB/47; Rev 03-02 or more recent) attached. **Use of a Customer Number is required.**

2. For printing on the patent front page, list

(1) the names of up to 3 registered patent attorneys or agents OR, alternatively,

(2) the name of a single firm (having as a member a registered attorney or agent) and the names of up to 2 registered patent attorneys or agents. If no name is listed, no name will be printed.

1 O'MELVENY & MYERS LLP
2
3

3. ASSIGNEE NAME AND RESIDENCE DATA TO BE PRINTED ON THE PATENT (print or type)

PLEASE NOTE: Unless an assignee is identified below, no assignee data will appear on the patent. If an assignee is identified below, the document has been filed for recordation as set forth in 37 CFR 3.11. Completion of this form is NOT a substitute for filing an assignment.

(A) NAME OF ASSIGNEE: SPACETIME3D, INC.

(B) RESIDENCE: (CITY and STATE OR COUNTRY): NEW YORK, NY

Please check the appropriate assignee category or categories (will not be printed on the patent): ☐ Individual ☒ Corporation or other private group entity ☐ Government

4a. The following fee(s) are submitted:

☒ Issue Fee

☒ Publication Fee (No small entity discount permitted)

☐ Advance Order - # of Copies _____

4b. Payment of Fee(s): (**Please first reapply any previously paid issue fee shown above**)

☐ A check is enclosed.

☐ Payment by credit card. Form PTO-2038 is attached.

☒ The Director is hereby authorized to charge the required fee(s), any deficiency, or credit any overpayment, to Deposit Account Number 50-0639 (enclose an extra copy of this form).

5. **Change in Entity Status** (from status indicated above)

☐ a. Applicant claims SMALL ENTITY status. See 37 CFR 1.27.

☐ b. Applicant is no longer claiming SMALL ENTITY status. See 37 CFR 1.27(g)(2).

NOTE: The Issue Fee and Publication Fee (if required) will not be accepted from anyone other than the applicant; a registered attorney or agent; or the assignee or other party in interest as shown by the records of the United States Patent and Trademark Office.

Authorized Signature _____ Date MARCH 31, 2010

Typed or printed name BRIAN M. BERLINER Registration No. 34,549

This collection of information is required by 37 CFR 1.311. The information is required to obtain or retain a benefit by the public which is to file (and by the USPTO to process) an application. Confidentiality is governed by 35 U.S.C. 122 and 37 CFR 1.14. This collection is estimated to take 12 minutes to complete, including gathering, preparing, and submitting the completed application form to the USPTO. Time will vary depending upon the individual case. Any comments on the amount of time you require to complete this form and/or suggestions for reducing this burden, should be sent to the Chief Information Officer, U.S. Patent and Trademark Office, U.S. Department of Commerce, P.O. Box 1450, Alexandria, Virginia 22313-1450. DO NOT SEND FEES OR COMPLETED FORMS TO THIS ADDRESS. SEND TO: Commissioner for Patents, P.O. Box 1450, Alexandria, Virginia 22313-1450.

Under the Paperwork Reduction Act of 1995, no persons are required to respond to a collection of information unless it displays a valid OMB control number.

Electronic Patent Application Fee Transmittal

Application Number:	11531676
Filing Date:	13-Sep-2006
Title of Invention:	SYSTEM AND METHOD FOR PROVIDING THREE-DIMENSIONAL GRAPHICAL USER INTERFACE
First Named Inventor/Applicant Name:	E. Eddie Bakhash
Filer:	Brian M. Berliner/Narine Khachatryan
Attorney Docket Number:	815395-1

Filed as Small Entity

Utility under 35 USC 111(a) Filing Fees

Description	Fee Code	Quantity	Amount	Sub-Total in USD($)
Basic Filing:				
Pages:				
Claims:				
Miscellaneous-Filing:				
Petition:				
Patent-Appeals-and-Interference:				
Post-Allowance-and-Post-Issuance:				
Utility Appl issue fee	2501	1	755	755
Publ. Fee- early, voluntary, or normal	1504	1	300	300

Description	Fee Code	Quantity	Amount	Sub-Total in USD($)
Extension-of-Time:				
Miscellaneous:				
			Total in USD ($)	**1055**

Electronic Acknowledgement Receipt

EFS ID:	7330147
Application Number:	11531676
International Application Number:	
Confirmation Number:	1573
Title of Invention:	SYSTEM AND METHOD FOR PROVIDING THREE-DIMENSIONAL GRAPHICAL USER INTERFACE
First Named Inventor/Applicant Name:	E. Eddie Bakhash
Customer Number:	23879
Filer:	Brian M. Berliner/Narine Khachatryan
Filer Authorized By:	Brian M. Berliner
Attorney Docket Number:	815395-1
Receipt Date:	31-MAR-2010
Filing Date:	13-SEP-2006
Time Stamp:	19:13:23
Application Type:	Utility under 35 USC 111(a)

Payment information:

Submitted with Payment	yes
Payment Type	Deposit Account
Payment was successfully received in RAM	$1055
RAM confirmation Number	7097
Deposit Account	500639
Authorized User	

The Director of the USPTO is hereby authorized to charge indicated fees and credit any overpayment as follows:

Charge any Additional Fees required under 37 C.F.R. Section 1.16 (National application filing, search, and examination fees)

Charge any Additional Fees required under 37 C.F.R. Section 1.17 (Patent application and reexamination processing fees)

Charge any Additional Fees required under 37 C.F.R. Section 1.19 (Document supply fees)

Charge any Additional Fees required under 37 C.F.R. Section 1.20 (Post Issuance fees)

Charge any Additional Fees required under 37 C.F.R. Section 1.21 (Miscellaneous fees and charges)

File Listing:

Document Number	Document Description	File Name	File Size(Bytes)/ Message Digest	Multi Part /.zip	Pages (if appl.)
1	Issue Fee Payment (PTO-85B)	Issue_Fee_Transmittal.pdf	63078 d64558e5491b36ba492b74e1e8c489f45c518331	no	1

Warnings:

The page size in the PDF is too large. The pages should be 8.5 x 11 or A4. If this PDF is submitted, the pages will be resized upon entry into the Image File Wrapper and may affect subsequent processing

Information:

2	Fee Worksheet (PTO-875)	fee-info.pdf	32005 0c5afd8c53861ac25efb42fe4e8ab3146e75d007	no	2

Warnings:

Information:

Total Files Size (in bytes):	95083

This Acknowledgement Receipt evidences receipt on the noted date by the USPTO of the indicated documents, characterized by the applicant, and including page counts, where applicable. It serves as evidence of receipt similar to a Post Card, as described in MPEP 503.

<u>New Applications Under 35 U.S.C. 111</u>
If a new application is being filed and the application includes the necessary components for a filing date (see 37 CFR 1.53(b)-(d) and MPEP 506), a Filing Receipt (37 CFR 1.54) will be issued in due course and the date shown on this Acknowledgement Receipt will establish the filing date of the application.

<u>National Stage of an International Application under 35 U.S.C. 371</u>
If a timely submission to enter the national stage of an international application is compliant with the conditions of 35 U.S.C. 371 and other applicable requirements a Form PCT/DO/EO/903 indicating acceptance of the application as a national stage submission under 35 U.S.C. 371 will be issued in addition to the Filing Receipt, in due course.

<u>New International Application Filed with the USPTO as a Receiving Office</u>
If a new international application is being filed and the international application includes the necessary components for an international filing date (see PCT Article 11 and MPEP 1810), a Notification of the International Application Number and of the International Filing Date (Form PCT/RO/105) will be issued in due course, subject to prescriptions concerning national security, and the date shown on this Acknowledgement Receipt will establish the international filing date of the application.

UNITED STATES PATENT AND TRADEMARK OFFICE

UNITED STATES DEPARTMENT OF COMMERCE
United States Patent and Trademark Office
Address: COMMISSIONER FOR PATENTS
P.O. Box 1450
Alexandria, Virginia 22313-1450
www.uspto.gov

NOTICE OF ALLOWANCE AND FEE(S) DUE

23879 7590 03/30/2010

O"Melveny & Myers LLP
IP&T Calendar Department LA-13-A7
400 South Hope Street
Los Angeles, CA 90071-2899

EXAMINER
LEE, TING ZHOU

ART UNIT	PAPER NUMBER
2173	

DATE MAILED: 03/30/2010

APPLICATION NO.	FILING DATE	FIRST NAMED INVENTOR	ATTORNEY DOCKET NO.	CONFIRMATION NO.
11/531,676	09/13/2006	E. Eddie Bakhash	815395-1	1573

TITLE OF INVENTION: SYSTEM AND METHOD FOR PROVIDING THREE-DIMENSIONAL GRAPHICAL USER INTERFACE

APPLN. TYPE	SMALL ENTITY	ISSUE FEE DUE	PUBLICATION FEE DUE	PREV. PAID ISSUE FEE	TOTAL FEE(S) DUE	DATE DUE
nonprovisional	YES	$755	$300	$0	$1055	06/30/2010

THE APPLICATION IDENTIFIED ABOVE HAS BEEN EXAMINED AND IS ALLOWED FOR ISSUANCE AS A PATENT. PROSECUTION ON THE MERITS IS CLOSED. THIS NOTICE OF ALLOWANCE IS NOT A GRANT OF PATENT RIGHTS. THIS APPLICATION IS SUBJECT TO WITHDRAWAL FROM ISSUE AT THE INITIATIVE OF THE OFFICE OR UPON PETITION BY THE APPLICANT. SEE 37 CFR 1.313 AND MPEP 1308.

THE ISSUE FEE AND PUBLICATION FEE (IF REQUIRED) MUST BE PAID WITHIN THREE MONTHS FROM THE MAILING DATE OF THIS NOTICE OR THIS APPLICATION SHALL BE REGARDED AS ABANDONED. THIS STATUTORY PERIOD CANNOT BE EXTENDED. SEE 35 U.S.C. 151. THE ISSUE FEE DUE INDICATED ABOVE DOES NOT REFLECT A CREDIT FOR ANY PREVIOUSLY PAID ISSUE FEE IN THIS APPLICATION. IF AN ISSUE FEE HAS PREVIOUSLY BEEN PAID IN THIS APPLICATION (AS SHOWN ABOVE), THE RETURN OF PART B OF THIS FORM WILL BE CONSIDERED A REQUEST TO REAPPLY THE PREVIOUSLY PAID ISSUE FEE TOWARD THE ISSUE FEE NOW DUE.

HOW TO REPLY TO THIS NOTICE:

I. Review the SMALL ENTITY status shown above.

If the SMALL ENTITY is shown as YES, verify your current SMALL ENTITY status:

A. If the status is the same, pay the TOTAL FEE(S) DUE shown above.

B. If the status above is to be removed, check box 5b on Part B - Fee(s) Transmittal and pay the PUBLICATION FEE (if required) and twice the amount of the ISSUE FEE shown above, or

If the SMALL ENTITY is shown as NO:

A. Pay TOTAL FEE(S) DUE shown above, or

B. If applicant claimed SMALL ENTITY status before, or is now claiming SMALL ENTITY status, check box 5a on Part B - Fee(s) Transmittal and pay the PUBLICATION FEE (if required) and 1/2 the ISSUE FEE shown above.

II. PART B - FEE(S) TRANSMITTAL, or its equivalent, must be completed and returned to the United States Patent and Trademark Office (USPTO) with your ISSUE FEE and PUBLICATION FEE (if required). If you are charging the fee(s) to your deposit account, section "4b" of Part B - Fee(s) Transmittal should be completed and an extra copy of the form should be submitted. If an equivalent of Part B is filed, a request to reapply a previously paid issue fee must be clearly made, and delays in processing may occur due to the difficulty in recognizing the paper as an equivalent of Part B.

III. All communications regarding this application must give the application number. Please direct all communications prior to issuance to Mail Stop ISSUE FEE unless advised to the contrary.

IMPORTANT REMINDER: Utility patents issuing on applications filed on or after Dec. 12, 1980 may require payment of maintenance fees. It is patentee's responsibility to ensure timely payment of maintenance fees when due.

PART B - FEE(S) TRANSMITTAL

Complete and send this form, together with applicable fee(s), to: Mail **Mail Stop ISSUE FEE**
Commissioner for Patents
P.O. Box 1450
Alexandria, Virginia 22313-1450
or Fax (571)-273-2885

INSTRUCTIONS: This form should be used for transmitting the ISSUE FEE and PUBLICATION FEE (if required). Blocks 1 through 5 should be completed where appropriate. All further correspondence including the Patent, advance orders and notification of maintenance fees will be mailed to the current correspondence address as indicated unless corrected below or directed otherwise in Block 1, by (a) specifying a new correspondence address; and/or (b) indicating a separate "FEE ADDRESS" for maintenance fee notifications.

CURRENT CORRESPONDENCE ADDRESS (Note: Use Block 1 for any change of address)

23879 7590 03/30/2010

O"Melveny & Myers LLP
IP&T Calendar Department LA-13-A7
400 South Hope Street
Los Angeles, CA 90071-2899

Note: A certificate of mailing can only be used for domestic mailings of the Fee(s) Transmittal. This certificate cannot be used for any other accompanying papers. Each additional paper, such as an assignment or formal drawing, must have its own certificate of mailing or transmission.

Certificate of Mailing or Transmission

I hereby certify that this Fee(s) Transmittal is being deposited with the United States Postal Service with sufficient postage for first class mail in an envelope addressed to the Mail Stop ISSUE FEE address above, or being facsimile transmitted to the USPTO (571) 273-2885, on the date indicated below.

(Depositor's name)

(Signature)

(Date)

APPLICATION NO.	FILING DATE	FIRST NAMED INVENTOR	ATTORNEY DOCKET NO.	CONFIRMATION NO.
11/531,676	09/13/2006	E. Eddie Bakhash	815395-1	1573

TITLE OF INVENTION: SYSTEM AND METHOD FOR PROVIDING THREE-DIMENSIONAL GRAPHICAL USER INTERFACE

APPLN. TYPE	SMALL ENTITY	ISSUE FEE DUE	PUBLICATION FEE DUE	PREV. PAID ISSUE FEE	TOTAL FEE(S) DUE	DATE DUE
nonprovisional	YES	$755	$300	$0	$1055	06/30/2010

EXAMINER	ART UNIT	CLASS-SUBCLASS
LEE, TING ZHOU	2173	715-782000

1. Change of correspondence address or indication of "Fee Address" (37 CFR 1.363).

❑ Change of correspondence address (or Change of Correspondence Address form PTO/SB/122) attached.

❑ "Fee Address" indication (or "Fee Address" Indication form PTO/SB/47; Rev 03-02 or more recent) attached. **Use of a Customer Number is required.**

2. For printing on the patent front page, list

(1) the names of up to 3 registered patent attorneys or agents OR, alternatively,

(2) the name of a single firm (having as a member a registered attorney or agent) and the names of up to 2 registered patent attorneys or agents. If no name is listed, no name will be printed.

1_____

2_____

3_____

3. ASSIGNEE NAME AND RESIDENCE DATA TO BE PRINTED ON THE PATENT (print or type)

PLEASE NOTE: Unless an assignee is identified below, no assignee data will appear on the patent. If an assignee is identified below, the document has been filed for recordation as set forth in 37 CFR 3.11. Completion of this form is NOT a substitute for filing an assignment.

(A) NAME OF ASSIGNEE (B) RESIDENCE: (CITY and STATE OR COUNTRY)

Please check the appropriate assignee category or categories (will not be printed on the patent) : ❑ Individual ❑ Corporation or other private group entity ❑ Government

4a. The following fee(s) are submitted:

❑ Issue Fee

❑ Publication Fee (No small entity discount permitted)

❑ Advance Order - # of Copies _____

4b. Payment of Fee(s): **(Please first reapply any previously paid issue fee shown above)**

❑ A check is enclosed.

❑ Payment by credit card. Form PTO-2038 is attached.

❑ The Director is hereby authorized to charge the required fee(s), any deficiency, or credit any overpayment, to Deposit Account Number _____ (enclose an extra copy of this form).

5. **Change in Entity Status** (from status indicated above)

❑ a. Applicant claims SMALL ENTITY status. See 37 CFR 1.27.

❑ b. Applicant is no longer claiming SMALL ENTITY status. See 37 CFR 1.27(g)(2).

NOTE: The Issue Fee and Publication Fee (if required) will not be accepted from anyone other than the applicant; a registered attorney or agent; or the assignee or other party in interest as shown by the records of the United States Patent and Trademark Office.

Authorized Signature _____ Date _____

Typed or printed name _____ Registration No. _____

This collection of information is required by 37 CFR 1.311. The information is required to obtain or retain a benefit by the public which is to file (and by the USPTO to process) an application. Confidentiality is governed by 35 U.S.C. 122 and 37 CFR 1.14. This collection is estimated to take 12 minutes to complete, including gathering, preparing, and submitting the completed application form to the USPTO. Time will vary depending upon the individual case. Any comments on the amount of time you require to complete this form and/or suggestions for reducing this burden, should be sent to the Chief Information Officer, U.S. Patent and Trademark Office, U.S. Department of Commerce, P.O. Box 1450, Alexandria, Virginia 22313-1450. DO NOT SEND FEES OR COMPLETED FORMS TO THIS ADDRESS. SEND TO: Commissioner for Patents, P.O. Box 1450, Alexandria, Virginia 22313-1450.

Under the Paperwork Reduction Act of 1995, no persons are required to respond to a collection of information unless it displays a valid OMB control number.

UNITED STATES PATENT AND TRADEMARK OFFICE

UNITED STATES DEPARTMENT OF COMMERCE
United States Patent and Trademark Office
Address: COMMISSIONER FOR PATENTS
P.O. Box 1450
Alexandria, Virginia 22313-1450
www.uspto.gov

APPLICATION NO.	FILING DATE	FIRST NAMED INVENTOR	ATTORNEY DOCKET NO.	CONFIRMATION NO.
11/531,676	09/13/2006	E. Eddie Bakhash	815395-1	1573

23879 7590 03/30/2010

O"Melveny & Myers LLP
IP&T Calendar Department LA-13-A7
400 South Hope Street
Los Angeles, CA 90071-2899

EXAMINER
LEE, TING ZHOU

ART UNIT	PAPER NUMBER
2173	

DATE MAILED: 03/30/2010

Determination of Patent Term Adjustment under 35 U.S.C. 154 (b)
(application filed on or after May 29, 2000)

The Patent Term Adjustment to date is 656 day(s). If the issue fee is paid on the date that is three months after the mailing date of this notice and the patent issues on the Tuesday before the date that is 28 weeks (six and a half months) after the mailing date of this notice, the Patent Term Adjustment will be 656 day(s).

If a Continued Prosecution Application (CPA) was filed in the above-identified application, the filing date that determines Patent Term Adjustment is the filing date of the most recent CPA.

Applicant will be able to obtain more detailed information by accessing the Patent Application Information Retrieval (PAIR) WEB site (http://pair.uspto.gov).

Any questions regarding the Patent Term Extension or Adjustment determination should be directed to the Office of Patent Legal Administration at (571)-272-7702. Questions relating to issue and publication fee payments should be directed to the Customer Service Center of the Office of Patent Publication at 1-(888)-786-0101 or (571)-272-4200.

PTOL-85 (Rev. 08/07) Approved for use through 08/31/2010.

Notice of Allowability	Application No.	Applicant(s)	
	11/531,676	BAKHASH, E. EDDIE	
	Examiner	Art Unit	
	TING LEE	2173	

-- The MAILING DATE of this communication appears on the cover sheet with the correspondence address--

All claims being allowable, PROSECUTION ON THE MERITS IS (OR REMAINS) CLOSED in this application. If not included herewith (or previously mailed), a Notice of Allowance (PTOL-85) or other appropriate communication will be mailed in due course. **THIS NOTICE OF ALLOWABILITY IS NOT A GRANT OF PATENT RIGHTS.** This application is subject to withdrawal from issue at the initiative of the Office or upon petition by the applicant. See 37 CFR 1.313 and MPEP 1308.

1. ☒ This communication is responsive to *1/28/10*.

2. ☒ The allowed claim(s) is/are *67-90,92-97,99,101-118,120 and 122-138*.

3. ☐ Acknowledgment is made of a claim for foreign priority under 35 U.S.C. § 119(a)-(d) or (f).
   a) ☐ All b) ☐ Some* c) ☐ None of the:
      1. ☐ Certified copies of the priority documents have been received.
      2. ☐ Certified copies of the priority documents have been received in Application No. _____ .
      3. ☐ Copies of the certified copies of the priority documents have been received in this national stage application from the International Bureau (PCT Rule 17.2(a)).

   * Certified copies not received: _____.

Applicant has THREE MONTHS FROM THE "MAILING DATE" of this communication to file a reply complying with the requirements noted below. Failure to timely comply will result in ABANDONMENT of this application.
THIS THREE-MONTH PERIOD IS NOT EXTENDABLE.

4. ☐ A SUBSTITUTE OATH OR DECLARATION must be submitted. Note the attached EXAMINER'S AMENDMENT or NOTICE OF INFORMAL PATENT APPLICATION (PTO-152) which gives reason(s) why the oath or declaration is deficient.

5. ☐ CORRECTED DRAWINGS (as "replacement sheets") must be submitted.
   (a) ☐ including changes required by the Notice of Draftsperson's Patent Drawing Review (PTO-948) attached
      1) ☐ hereto or 2) ☐ to Paper No./Mail Date _____.
   (b) ☐ including changes required by the attached Examiner's Amendment / Comment or in the Office action of Paper No./Mail Date _____.

   Identifying indicia such as the application number (see 37 CFR 1.84(c)) should be written on the drawings in the front (not the back) of each sheet. Replacement sheet(s) should be labeled as such in the header according to 37 CFR 1.121(d).

6. ☐ DEPOSIT OF and/or INFORMATION about the deposit of BIOLOGICAL MATERIAL must be submitted. Note the attached Examiner's comment regarding REQUIREMENT FOR THE DEPOSIT OF BIOLOGICAL MATERIAL.

Attachment(s)

1. ☐ Notice of References Cited (PTO-892)
2. ☐ Notice of Draftperson's Patent Drawing Review (PTO-948)
3. ☐ Information Disclosure Statements (PTO/SB/08), Paper No./Mail Date _____
4. ☐ Examiner's Comment Regarding Requirement for Deposit of Biological Material
5. ☐ Notice of Informal Patent Application
6. ☒ Interview Summary (PTO-413), Paper No./Mail Date *03/15/2010* .
7. ☒ Examiner's Amendment/Comment
8. ☒ Examiner's Statement of Reasons for Allowance
9. ☐ Other _____.

Interview Summary	Application No.	Applicant(s)	
	11/531,676	BAKHASH, E. EDDIE	
	Examiner	Art Unit	
	TING LEE	2173	

All participants (applicant, applicant's representative, PTO personnel):

(1) *TING LEE*. (3)_____.

(2) *Todd E. Fitzsimmons (Reg. No. 44,683)*. (4)_____.

Date of Interview: *17 March 2010*.

Type: a)☒ Telephonic b)☐ Video Conference
c)☐ Personal [copy given to: 1)☐ applicant 2)☐ applicant's representative]

Exhibit shown or demonstration conducted: d)☐ Yes e)☒ No.
If Yes, brief description: _____.

Claim(s) discussed: *67,94 and 117*.

Identification of prior art discussed: *Gottesman et al. (2003/0164827) and Freeman et al. (6725427)*.

Agreement with respect to the claims f)☒ was reached. g)☐ was not reached. h)☐ N/A.

Substance of Interview including description of the general nature of what was agreed to if an agreement was reached, or any other comments: *See Continuation Sheet*.

(A fuller description, if necessary, and a copy of the amendments which the examiner agreed would render the claims allowable, if available, must be attached. Also, where no copy of the amendments that would render the claims allowable is available, a summary thereof must be attached.)

THE FORMAL WRITTEN REPLY TO THE LAST OFFICE ACTION MUST INCLUDE THE SUBSTANCE OF THE INTERVIEW. (See MPEP Section 713.04). If a reply to the last Office action has already been filed, APPLICANT IS GIVEN A NON-EXTENDABLE PERIOD OF THE LONGER OF ONE MONTH OR THIRTY DAYS FROM THIS INTERVIEW DATE, OR THE MAILING DATE OF THIS INTERVIEW SUMMARY FORM, WHICHEVER IS LATER, TO FILE A STATEMENT OF THE SUBSTANCE OF THE INTERVIEW. See Summary of Record of Interview requirements on reverse side or on attached sheet.

/TING LEE/ Primary Examiner, Art Unit 2173	

Summary of Record of Interview Requirements

Manual of Patent Examining Procedure (MPEP), Section 713.04, Substance of Interview Must be Made of Record
A complete written statement as to the substance of any face-to-face, video conference, or telephone interview with regard to an application must be made of record in the application whether or not an agreement with the examiner was reached at the interview.

Title 37 Code of Federal Regulations (CFR) § 1.133 Interviews
Paragraph (b)

In every instance where reconsideration is requested in view of an interview with an examiner, a complete written statement of the reasons presented at the interview as warranting favorable action must be filed by the applicant. An interview does not remove the necessity for reply to Office action as specified in §§ 1.111, 1.135. (35 U.S.C. 132)

37 CFR §1.2 Business to be transacted in writing.
All business with the Patent or Trademark Office should be transacted in writing. The personal attendance of applicants or their attorneys or agents at the Patent and Trademark Office is unnecessary. The action of the Patent and Trademark Office will be based exclusively on the written record in the Office. No attention will be paid to any alleged oral promise, stipulation, or understanding in relation to which there is disagreement or doubt.

The action of the Patent and Trademark Office cannot be based exclusively on the written record in the Office if that record is itself incomplete through the failure to record the substance of interviews.

It is the responsibility of the applicant or the attorney or agent to make the substance of an interview of record in the application file, unless the examiner indicates he or she will do so. It is the examiner's responsibility to see that such a record is made and to correct material inaccuracies which bear directly on the question of patentability.

Examiners must complete an Interview Summary Form for each interview held where a matter of substance has been discussed during the interview by checking the appropriate boxes and filling in the blanks. Discussions regarding only procedural matters, directed solely to restriction requirements for which interview recordation is otherwise provided for in Section 812.01 of the Manual of Patent Examining Procedure, or pointing out typographical errors or unreadable script in Office actions or the like, are excluded from the interview recordation procedures below. Where the substance of an interview is completely recorded in an Examiners Amendment, no separate Interview Summary Record is required.

The Interview Summary Form shall be given an appropriate Paper No., placed in the right hand portion of the file, and listed on the "Contents" section of the file wrapper. In a personal interview, a duplicate of the Form is given to the applicant (or attorney or agent) at the conclusion of the interview. In the case of a telephone or video-conference interview, the copy is mailed to the applicant's correspondence address either with or prior to the next official communication. If additional correspondence from the examiner is not likely before an allowance or if other circumstances dictate, the Form should be mailed promptly after the interview rather than with the next official communication.

The Form provides for recordation of the following information:
- Application Number (Series Code and Serial Number)
- Name of applicant
- Name of examiner
- Date of interview
- Type of interview (telephonic, video-conference, or personal)
- Name of participant(s) (applicant, attorney or agent, examiner, other PTO personnel, etc.)
- An indication whether or not an exhibit was shown or a demonstration conducted
- An identification of the specific prior art discussed
- An indication whether an agreement was reached and if so, a description of the general nature of the agreement (may be by attachment of a copy of amendments or claims agreed as being allowable). Note: Agreement as to allowability is tentative and does not restrict further action by the examiner to the contrary.
- The signature of the examiner who conducted the interview (if Form is not an attachment to a signed Office action)

It is desirable that the examiner orally remind the applicant of his or her obligation to record the substance of the interview of each case. It should be noted, however, that the Interview Summary Form will not normally be considered a complete and proper recordation of the interview unless it includes, or is supplemented by the applicant or the examiner to include, all of the applicable items required below concerning the substance of the interview.

A complete and proper recordation of the substance of any interview should include at least the following applicable items:
1) A brief description of the nature of any exhibit shown or any demonstration conducted,
2) an identification of the claims discussed,
3) an identification of the specific prior art discussed,
4) an identification of the principal proposed amendments of a substantive nature discussed, unless these are already described on the Interview Summary Form completed by the Examiner,
5) a brief identification of the general thrust of the principal arguments presented to the examiner,
   (The identification of arguments need not be lengthy or elaborate. A verbatim or highly detailed description of the arguments is not required. The identification of the arguments is sufficient if the general nature or thrust of the principal arguments made to the examiner can be understood in the context of the application file. Of course, the applicant may desire to emphasize and fully describe those arguments which he or she feels were or might be persuasive to the examiner.)
6) a general indication of any other pertinent matters discussed, and
7) if appropriate, the general results or outcome of the interview unless already described in the Interview Summary Form completed by the examiner.

Examiners are expected to carefully review the applicant's record of the substance of an interview. If the record is not complete and accurate, the examiner will give the applicant an extendable one month time period to correct the record.

Examiner to Check for Accuracy

If the claims are allowable for other reasons of record, the examiner should send a letter setting forth the examiner's version of the statement attributed to him or her. If the record is complete and accurate, the examiner should place the indication, "Interview Record OK" on the paper recording the substance of the interview along with the date and the examiner's initials.

Continuation of Substance of Interview including description of the general nature of what was agreed to if an agreement was reached, or any other comments: The examiner contacted the applicant's representative to discuss possible changes to the claim language in order to place the application in condition for allowance. The examiner and the applicant's representative agreed upon a set of amended claim language and the applicant's representative authorized the amendment (reflected in the current office action included with the interview summary).

.

DETAILED ACTION

1. The amendment filed on 10 January 2010 has been received and entered; by this amendment, the applicant has cancelled claims 91, 98, 100, 119 and 121. Claims 67-90, 92-97, 99, 101-118, 120 and 122-138 as amended are pending in the application.

EXAMINER'S AMENDMENT

2. An examiner's amendment to the record appears below. Should the changes and/or additions be unacceptable to applicant, an amendment may be filed as provided by 37 CFR 1.312. To ensure consideration of such an amendment, it MUST be submitted no later than the payment of the issue fee.

Authorization for this examiner's amendment was given in a telephone interview with Mr. Todd E. Fitzsimmons (Reg. No. 44,683) on 3/17/2010.

3. The application is amended as follows:

a. Claim 67 is amended as follows:

Claim 67. A method for providing a three-dimensional (3D) graphical user interface, comprising:

receiving ~~an~~ <u>a search query</u> input from an end user;

capturing a computing output from at least one computer source in response to the ~~input~~ search query, wherein the computing output is a search result that identifies a plurality of websites related to the search query;

displaying at least a portion of the computing output on at least two ~~objects~~ windows within a 3D space, comprising:

rendering a ~~first portion of the computing output~~ first one of the plurality of websites;

capturing a first image of the rendered ~~first portion of the computing output~~ first one of the plurality of websites; and

texturing the first image on a first one of the at least two ~~objects~~ windows, the first one of the at least two ~~objects~~ windows being displayed in a foreground of the 3D space and a second one of the at least two ~~objects~~ windows being displayed in a background of the 3D space;

displaying at least one navigation icon, wherein the at least one navigation icon can be interacted with to at least move the second one of the at least two ~~objects~~ windows to the foreground of the 3D space; and

displaying additional information on the first one of the at least two ~~objects~~ windows, comprising:

receiving an interaction by the end user at a particular location on the first image;

mapping the location of the interaction to a corresponding location on the rendered first ~~portion of the computing output~~ one of the plurality of websites, the location corresponding to ~~a~~ one link of a plurality of links embedded in the first ~~portion of the computing output~~ one of the plurality of websites, the link corresponding to the additional information;

rendering the additional information;

capturing a third image of the rendered additional information;

texturing the third image on the first one of the at least two ~~objects~~ windows, the third image thereby replacing the first image on the first one of the at least two ~~objects~~ windows.

b. Claim 94 is amended as follows:

Claim 94. A method for providing a three-dimensional (3D) graphical user interface, comprising:

receiving a search query from an end user;

receiving a search result from at least one computer source in response to the search query, wherein the search result identifies a plurality of websites related to the search query;

displaying the search result on a plurality of windows within a 3D space, comprising:

rendering a first one of the plurality of websites using a native application;

capturing an image of at least a portion of the rendered first one of the plurality of websites; and

texturing the image on a first one of the plurality of windows within the 3D space, the first one of the plurality of windows being displayed in a foreground of the 3D space, a second one of the plurality of windows including information from a second one of the plurality of websites and being displayed in a background of the 3D space, and a third one of the plurality of windows including information from a third one of the plurality of websites and being displayed in the background of the 3D space;

displaying at least a forward arrow and a backward arrow, wherein the second one of the plurality of windows is moved from the background of the 3D space to the foreground of the 3D space if the end user interacts with the forward arrow and the second one of the plurality of windows is moved from the foreground of the 3D space to the background of the 3D space if the end user interacts with the backward arrow; and

displaying additional information on !he first one of the plurality of windows, comprising:

receiving an interaction by the end user <u>at a particular location</u> on the image;

mapping <u>the location of</u> the interaction to a <u>corresponding</u> location on the rendered first one of the plurality of websites, the location corresponding to ~~a~~ <u>one</u> link <u>of</u>

a plurality of links embedded in the first one of the plurality of websites, the link corresponding to the additional information;

rendering the additional information;

capturing a second image of at least a portion of the rendered additional information; and

texturing the second image on the first one of the plurality of windows, the second image thereby replacing the image on the first one of the plurality of windows.

c. Claim 117 is amended as follows:

Claim 117. A system for providing a three-dimensional (3D) graphical user interface, comprising:

a display screen;

an input device for receiving a search query from an end user;

a processor module operatively coupled to the display screen and the user input device; and

a memory module operatively coupled to the processor module, the memory module comprising executable code for the processor module to:

receive via a communication path a search result from at least one computer source in response to the search query, wherein the search result includes at least a plurality of links to a plurality of files related to the search query;

display the search result on a plurality of windows within a 3D space, comprising:

rendering at least a portion of a first one of the plurality of files using an application;

capturing an image of the rendered potion of the first one of the plurality of files, and

texturing the image on a first one of the plurality of windows within the 3D space, the first one of the plurality of windows being displayed in the foreground of the 3D space, and a second one of the plurality of windows including information from a second one of the plurality of files and being displayed in the background of the 3D space; and

display a navigator that can be interacted with to at least move the second one of the plurality of windows and the third one of the plurality of windows to the foreground of the 3D space; and

displaying additional information on the first one of the plurality of windows, comprising:

receiving an interaction by the end user at a particular location on the image;

mapping the location of the interaction to a corresponding location on the rendered portion of the first one of the plurality of files, the location corresponding to ~~a~~ one control of a plurality of controls embedded in the first one of the plurality of files, the control corresponding to the additional information;

rendering the additional information suing the application;

capturing a second image of at least a portion of the rendered additional information; and

texturing the second image on the first one of the plurality of windows, the second image thereby replacing the image on the first one of the plurality of windows.

Allowable Subject Matter

4. Claims 67-90, 92-97, 99, 101-118, 120 and 122-138 are allowed.

5. The following is an examiner's statement of reasons for allowance: The present invention teaches an interactive graphical user interface that displays search results from computer

resources in a three-dimensional space. The claims are allowable over the prior art in view of the examiner's amendment and the applicant's remarks filed on 1/28/2010.

6. Any comments considered necessary by applicant must be submitted no later than the payment of the issue fee and, to avoid processing delays, should preferably accompany the issue fee. Such submissions should be clearly labeled "Comments on Statement of Reasons for Allowance."

Conclusion

Any inquiry concerning this communication or earlier communications from the examiner should be directed to TING LEE whose telephone number is (571)272-4058. The examiner can normally be reached on Monday - Friday 7:30am - 3:30pm.

If attempts to reach the examiner by telephone are unsuccessful, the examiner's supervisor, Kieu Vu can be reached on (571) 272-4057. The fax phone number for the organization where this application or proceeding is assigned is 571-273-8300.

Information regarding the status of an application may be obtained from the Patent Application Information Retrieval (PAIR) system. Status information for published applications may be obtained from either Private PAIR or Public PAIR. Status information for unpublished applications is available through Private PAIR only. For more information about the PAIR system, see http://pair-direct.uspto.gov. Should you have questions on access to the Private PAIR system, contact the Electronic Business Center (EBC) at 866-217-9197 (toll-free). If you would like assistance from a USPTO Customer Service Representative or access to the automated information system, call 800-786-9199 (IN USA OR CANADA) or 571-272-1000.

/TING LEE/
Primary Examiner, Art Unit 2173

EAST Search History

EAST Search History (Prior Art)

Ref #	Hits	Search Query	DBs	Default Operator	Plurals	Time Stamp
S1	139	715/782.ccls.	US-PGPUB; USPAT; USOCR; EPO; JPO; DERWENT; IBM_TDB	OR	ON	2010/03/15 15:37
S3	660	715/788.ccls.	US-PGPUB; USPAT; USOCR; EPO; JPO; DERWENT; IBM_TDB	OR	ON	2010/03/15 15:37
S4	87	715/766.ccls.	US-PGPUB; USPAT; USOCR; EPO; JPO; DERWENT; IBM_TDB	OR	ON	2010/03/15 15:37
S5	292	715/767.ccls.	US-PGPUB; USPAT; USOCR; EPO; JPO; DERWENT; IBM_TDB	OR	ON	2010/03/15 15:37
S6	1154	715/781.ccls.	US-PGPUB; USPAT; USOCR; EPO; JPO; DERWENT; IBM_TDB	OR	ON	2010/03/15 15:38
S7	166	715/778.ccls.	US-PGPUB; USPAT; USOCR; EPO; JPO; DERWENT; IBM_TDB	OR	ON	2010/03/15 15:38

S8	4076	345/419.ccls.	US-PGPUB; USPAT; USOCR; EPO; JPO; DERWENT; IBM_TDB	OR	ON	2010/03/15 15:38
S9	98	707/706.ccls.	US-PGPUB; USPAT; USOCR; EPO; JPO; DERWENT; IBM_TDB	OR	ON	2010/03/15 15:38
S10	44	707/722.ccls.	US-PGPUB; USPAT; USOCR; EPO; JPO; DERWENT; IBM_TDB	OR	ON	2010/03/15 15:38
S11	20	707/705.ccls.	US-PGPUB; USPAT; USOCR; EPO; JPO; DERWENT; IBM_TDB	OR	ON	2010/03/15 15:38
S12	0	707/3.ccls.	US-PGPUB; USPAT; USOCR; EPO; JPO; DERWENT; IBM_TDB	OR	ON	2010/03/15 15:38
S13	189	(display$3) with (search query$3) with (result match $3) with (3D ((three "3") near2 dimension$3))	US-PGPUB; USPAT; USOCR; EPO; JPO; DERWENT; IBM_TDB	OR	ON	2010/03/15 15:39
S14	679	(user) with (input $4 interact$3 select $3) with (portion location position $3) with (image window object container) with (map$4 correspond $3 correlat$3) with (link control$3)	US-PGPUB; USPAT; USOCR; EPO; JPO; DERWENT; IBM_TDB	OR	ON	2010/03/15 15:42

S15	831	(replac$5) with (image) with (display$3 textur $3) with (object window container)	US-PGPUB; USPAT; USOCR; EPO; JPO; DERWENT; IBM_TDB	OR	ON	2010/03/15 15:42
S16	0	S13 and S14	US-PGPUB; USPAT; USOCR; EPO; JPO; DERWENT; IBM_TDB	OR	ON	2010/03/15 15:43
S17	0	S13 and S15	US-PGPUB; USPAT; USOCR; EPO; JPO; DERWENT; IBM_TDB	OR	ON	2010/03/15 15:43
S18	9	S14 and S15	US-PGPUB; USPAT; USOCR; EPO; JPO; DERWENT; IBM_TDB	OR	ON	2010/03/15 15:43
S19	27	(S1 S3 S4 S5 S6 S7 S8 S9 S10 S11) and S13	US-PGPUB; USPAT; USOCR; EPO; JPO; DERWENT; IBM_TDB	OR	ON	2010/03/15 15:43
S20	16	(S1 S3 S4 S5 S6 S7 S8 S9 S10 S11) and S14	US-PGPUB; USPAT; USOCR; EPO; JPO; DERWENT; IBM_TDB	OR	ON	2010/03/15 15:43
S22	31	(S1 S3 S4 S5 S6 S7 S8 S9 S10 S11) and S15	US-PGPUB; USPAT; USOCR; EPO; JPO; DERWENT; IBM_TDB	OR	ON	2010/03/15 15:43

S25	11	((search query$3) and (result match $3) and (image) and (window object container) and (location position) and (link $3) and (3D ((three "3") near2 dimension$3)) with (user) and (interact $3 input$4 select $3)).clm.	US-PGPUB; USPAT; USOCR; EPO; JPO; DERWENT; IBM_TDB	OR	ON	2010/03/15 15:48
S26	2	((search query$3) and (result match $3) and (image) and (window object container) and (location position) and (link $3) and (3D ((three "3") near2 dimension$3)) with (user) and (interact $3 input$4 select $3) and (replac$5 textur$7)).clm.	US-PGPUB; USPAT; USOCR; EPO; JPO; DERWENT; IBM_TDB	OR	ON	2010/03/15 15:48
S27	3	((search query$3) and (result match $3) and (image) and (window object container) and (location position) and (link $3 control) and (3D ((three "3") near2 dimension $3)) with (user) and (interact$3 input$4 select$3) and (replac$5 textur$7)).clm.	US-PGPUB; USPAT; USOCR; EPO; JPO; DERWENT; IBM_TDB	OR	ON	2010/03/15 15:48
S29	3	bakhash.in.	US-PGPUB; USPAT; USOCR; EPO; JPO; DERWENT; IBM_TDB	OR	ON	2010/03/15 15:49

S30	194	(display$3) with (search query$3) with (result match $3) with (3D ((three "3") near2 dimension$3) (background with foreground))	US-PGPUB; USPAT; USOCR; EPO; JPO; DERWENT; IBM_TDB	OR	ON	2010/03/15 15:50
S31	44	(display$3) with (search query$3) with (result match $3) with (3D ((three "3") near2 dimension$3) (background with foreground)) with (window object container)	US-PGPUB; USPAT; USOCR; EPO; JPO; DERWENT; IBM_TDB	OR	ON	2010/03/15 15:51
S32	0	(display$3) with (search query$3) with (result match $3) with (3D ((three "3") near2 dimension$3) (background with foreground)) with (window object container) with textur$7	US-PGPUB; USPAT; USOCR; EPO; JPO; DERWENT; IBM_TDB	OR	ON	2010/03/15 15:51
S33	0	S30 and S14	US-PGPUB; USPAT; USOCR; EPO; JPO; DERWENT; IBM_TDB	OR	ON	2010/03/15 15:51
S34	0	S30 and S15	US-PGPUB; USPAT; USOCR; EPO; JPO; DERWENT; IBM_TDB	OR	ON	2010/03/15 15:51
S35	7844	(user) with (input $4 interact$3 select $3) with (portion location position $3) with (image window object container) with (link control$3)	US-PGPUB; USPAT; USOCR; EPO; JPO; DERWENT; IBM_TDB	OR	ON	2010/03/15 15:52

S36	7995	(user) with (input $4 interact$3 select $3) with (portion location position $3) with (image window object container) with (link URL control $3)	US-PGPUB; USPAT; USOCR; EPO; JPO; DERWENT; IBM_TDB	OR	ON	2010/03/15 15:52
S37	867	(user) with (input $4 interact$3 select $3) with (portion location position $3) with (image window object container) with (link URL)	US-PGPUB; USPAT; USOCR; EPO; JPO; DERWENT; IBM_TDB	OR	ON	2010/03/15 15:52
S38	0	S30 and S37	US-PGPUB; USPAT; USOCR; EPO; JPO; DERWENT; IBM_TDB	OR	ON	2010/03/15 15:53
S39	6	S30 and S35	US-PGPUB; USPAT; USOCR; EPO; JPO; DERWENT; IBM_TDB	OR	ON	2010/03/15 15:53
S40	6	S30 and S36	US-PGPUB; USPAT; USOCR; EPO; JPO; DERWENT; IBM_TDB	OR	ON	2010/03/15 15:53

3/16/10 9:40:08 AM
C:\Documents and Settings\TZhou\My Documents\EAST\Workspaces\11531676_2.wsp

Search Notes	Application/Control No.	Applicant(s)/Patent under Reexamination
	11/531,676	BAKHASH, E. EDDIE
	Examiner	**Art Unit**
	TING LEE	2173

SEARCHED			
Class	Subclass	Date	Examiner
715	766	3/15/2010	TL
715	767	3/15/2010	TL
715	782	3/15/2010	TL
715	788	3/15/2010	TL
715	781	3/15/2010	TL
715	778	3/15/2010	TL
707	706	3/15/2010	TL
707	722	3/15/2010	TL
707	705	3/15/2010	TL
345	419	3/15/2010	TL

INTERFERENCE SEARCHED			
Class	Subclass	Date	Examiner
PG PUB (see attached search report)		3/15/2010	TL

SEARCH NOTES (INCLUDING SEARCH STRATEGY)		
	DATE	EXMR
updated NPL search	3/15/2010	TL
updated EAST search (report included)	3/15/2010	TL

Issue Classification	Application/Control No.	Applicant(s)/Patent under Reexamination
	11/531,676	BAKHASH, E. EDDIE
	Examiner	**Art Unit**
	TING LEE	2173

ISSUE CLASSIFICATION

ORIGINAL		INTERNATIONAL CLASSIFICATION									
CLASS	SUBCLASS	CLAIMED					NON-CLAIMED				
715	782	G	06	F	3	/048				/	
CROSS REFERENCES		G	06	F	7	/00				/	
CLASS	SUBCLASS (ONE SUBCLASS PER BLOCK)										
715	766 767 788	G	06	T	15	/00				/	
707	706 722				/					/	
345	419				/					/	
					/					/	
					/					/	

(Assistant Examiner) (Date)	Ting Lee /Ting Lee/ 3/17/10	**Total Claims Allowed: 67**
(Legal Instruments Examiner) (Date)	(Primary Examiner) (Date)	O.G. Print Claim(s): 48 / O.G. Print Fig.: 12

☐ **Claims renumbered in the same order as presented by applicant** ☐ CPA ☐ T.D. ☐ R.1.47

Final	Original	Final	Original	Final	Original	Final	Original	Final	Original	Final	Original	Final	Original
	1		31		61		91		121		151		181
	2		32		62	25	92	51	122		152		182
	3		33		63	26	93	52	123		153		183
	4		34		64	27	94	53	124		154		184
	5		35		65	28	95	54	125		155		185
	6		36		66	29	96	55	126		156		186
	7		37	1	67	30	97	56	127		157		187
	8		38	2	68		98	57	128		158		188
	9		39	3	69	31	99	58	129		159		189
	10		40	4	70		100	59	130		160		190
	11		41	5	71	32	101	60	131		161		191
	12		42	6	72	33	102	61	132		162		192
	13		43	8	73	34	103	62	133		163		193
	14		44	9	74	35	104	63	134		164		194
	15		45	10	75	36	105	64	135		165		195
	16		46	11	76	37	106	65	136		166		196
	17		47	12	77	38	107	66	137		167		197
	18		48	13	78	39	108	67	138		168		198
	19		49	14	79	40	109		139		169		199
	20		50	15	80	41	110		140		170		200
	21		51	16	81	42	111		141		171		201
	22		52	17	82	43	112		142		172		202
	23		53	18	83	44	113		143		173		203
	24		54	19	84	45	114		144		174		204
	25		55	20	85	46	115		145		175		205
	26		56	21	86	47	116		146		176		206
	27		57	22	87	48	117		147		177		207
	28		58	7	88	49	118		148		178		208
	29		59	23	89		119		149		179		209
	30		60	24	90	50	120		150		180		210

SPACETIME3D
EXHIBIT 2003 PAGE 10

EAST Search History

EAST Search History (Prior Art)

Ref #	Hits	Search Query	DBs	Default Operator	Plurals	Time Stamp
S1	203	(display$3) with (search$3 query $3) with (list$3 result) with (3D ((three "3") near2 dimension$3))	US-PGPUB; USPAT; USOCR; EPO; JPO; DERWENT; IBM_TDB	OR	ON	2009/07/29 13:38
S2	167	(chang$3 edit$3 modif$7) with (foreground background (Z near2 order$3)) with (list$3 result) with (search query $3) with (display $3 interface GUI)	US-PGPUB; USPAT; USOCR; EPO; JPO; DERWENT; IBM_TDB	OR	ON	2009/07/29 13:39
S3	152	(chang$3 edit$3 modif$7) with (foreground background (Z near2 order$3)) with (list$3 result) with (search query $3) with (display $3 interface GUI) with (select$3 input$4) with (button icon tool arrow)	US-PGPUB; USPAT; USOCR; EPO; JPO; DERWENT; IBM_TDB	OR	ON	2009/07/29 13:39
S4	3	S1 and S2	US-PGPUB; USPAT; USOCR; EPO; JPO; DERWENT; IBM_TDB	OR	ON	2009/07/29 13:39
S5	0	S1 and S3	US-PGPUB; USPAT; USOCR; EPO; JPO; DERWENT; IBM_TDB	OR	ON	2009/07/29 13:40

S7	2	(chang$3 switch $3 modif$7 edit $3) with (order$3) with (window result list) with (search$3 query $3) with (3D ((three "3") near2 dimension$2))	US-PGPUB; USPAT; USOCR; EPO; JPO; DERWENT; IBM_TDB	OR	ON	2009/07/30 09:08
S8	39	(display$3) with (result$3) with (search$3 query $3) with (3D ((three "3") near2 dimension$2)) with (object window)	US-PGPUB; USPAT; USOCR; EPO; JPO; DERWENT; IBM_TDB	OR	ON	2009/07/30 09:10
S10	3	display$3 with (search$3 query $3) with (list$3 result) with (URL web site) with (window) with (3D ((three "3") near2 dimension $2))	US-PGPUB; USPAT; USOCR; EPO; JPO; DERWENT; IBM_TDB	OR	ON	2009/07/30 09:54
S11	3	(search$3 query $3) with (list$3 result) with (URL web site) with (window) with (3D ((three "3") near2 dimension $2))	US-PGPUB; USPAT; USOCR; EPO; JPO; DERWENT; IBM_TDB	OR	ON	2009/07/30 09:55
S12	10	display$3 with (search$3 query $3) with (list$3 result) with (window) with (3D ((three "3") near2 dimension $2))	US-PGPUB; USPAT; USOCR; EPO; JPO; DERWENT; IBM_TDB	OR	ON	2009/07/30 09:55
S13	10	(display$3 present $3) with (search $3 query$3) with (list$3 result) with (window) with (3D ((three "3") near2 dimension $2))	US-PGPUB; USPAT; USOCR; EPO; JPO; DERWENT; IBM_TDB	OR	ON	2009/07/30 09:55

S14	19	(search$3 query $3) with (list$3 result) with (window) with (3D ((three "3") near2 dimension $2))	US-PGPUB; USPAT; USOCR; EPO; JPO; DERWENT; IBM_TDB	OR	ON	2009/07/30 09:56
S15	16	S14 not S11	US-PGPUB; USPAT; USOCR; EPO; JPO; DERWENT; IBM_TDB	OR	ON	2009/07/30 09:57
S16	9	S14 not S12	US-PGPUB; USPAT; USOCR; EPO; JPO; DERWENT; IBM_TDB	OR	ON	2009/07/30 09:57
S19	27	("6577330"). URPN.	USPAT	OR	ON	2009/07/30 10:15
S20	13	S19 and (search $3 query$3)	US-PGPUB; USPAT	OR	ON	2009/07/30 10:17
S21	3	S19 and ((search $3 query$3) with result$3)	US-PGPUB; USPAT	OR	ON	2009/07/30 10:17
S22	6	("5621906" | "5678015" | "5745109" | "5754809" | "5880733" | "5977973").PN.	US-PGPUB; USPAT; USOCR	OR	ON	2009/07/30 10:19
S24	0	S22 and ((search $3 query$3) with result$3)	US-PGPUB; USPAT	OR	ON	2009/07/30 10:21
S25	3	S22 and (search $3 query$3)	US-PGPUB; USPAT	OR	ON	2009/07/30 10:22
S29	0	(button icon arrow) with (chang $3 modif$7 edit$3 mov$3) with (foreground (z near2 order$3)) with (window) with (3D ((three "3") near2 dimension$2))	US-PGPUB; USPAT; USOCR; EPO; JPO; DERWENT; IBM_TDB	OR	ON	2009/07/30 14:12

S30	3	(button icon arrow) with (chang $3 modif$7 edit$3 mov$3) with (foreground (z near2 order$3)) with (3D ((three "3") near2 dimension$2))	US-PGPUB; USPAT; USOCR; EPO; JPO; DERWENT; IBM_TDB	OR	ON	2009/07/30 14:13
S31	3	(button icon arrow) with (switch$3 swap$4 chang$3 modif$7 edit$3 mov$3) with (foreground (z near2 order $3)) with (3D ((three "3") near2 dimension$2))	US-PGPUB; USPAT; USOCR; EPO; JPO; DERWENT; IBM_TDB	OR	ON	2009/07/30 14:16
S32	1196	(button icon arrow tool) with (switch$3 swap$4 chang$3 modif$7 edit$3 mov$3) with (foreground order$3 position $3 location$3) with (3D ((three "3") near2 dimension$2))	US-PGPUB; USPAT; USOCR; EPO; JPO; DERWENT; IBM_TDB	OR	ON	2009/07/30 14:17
S33	33	(button icon arrow tool) with (switch$3 swap$4 chang$3 modif$7 edit$3 mov$3) with (foreground order$3 position $3 location$3) with (3D ((three "3") near2 dimension$2)) with (window)	US-PGPUB; USPAT; USOCR; EPO; JPO; DERWENT; IBM_TDB	OR	ON	2009/07/30 14:17

S34	17	(button icon arrow tool) with (switch$3 swap$4 chang$3 modif$7 edit$3 mov$3) with (foreground order$3 position $3 location$3) with (3D ((three "3") near2 dimension$2)) with (window) with (select$3 input$4)	US-PGPUB; USPAT; USOCR; EPO; JPO; DERWENT; IBM_TDB	OR	ON	2009/07/30 14:18
S35	2	(button icon arrow tool) with (switch$3 swap$4 chang$3 modif$7 edit$3 mov$3) with (foreground order$3) with (3D ((three "3") near2 dimension$2)) with (window) with (select$3 input$4)	US-PGPUB; USPAT; USOCR; EPO; JPO; DERWENT; IBM_TDB	OR	ON	2009/07/30 14:22
S36	29	(button icon arrow tool) with (switch$3 swap$4 chang$3 modif$7 edit$3 mov$3) with (foreground order$3) with (3D ((three "3") near2 dimension$2)) with (select$3 input$4)	US-PGPUB; USPAT; USOCR; EPO; JPO; DERWENT; IBM_TDB	OR	ON	2009/07/30 14:23
S37	6	(button icon arrow tool) with (switch$3 swap$4 chang$3 modif$7 edit$3 mov$3) with (foreground order$3) with (3D ((three "3") near2 dimension$2)) with (window)	US-PGPUB; USPAT; USOCR; EPO; JPO; DERWENT; IBM_TDB	OR	ON	2009/07/30 14:23

S38	5	(drag$4 drop$4) with (object item result) with (3D ((three "3") near2 dimension$3)) with (space display $3 interface GUI) with (search$3 query$3)	US-PGPUB; USPAT; USOCR; EPO; JPO; DERWENT; IBM_TDB	OR	ON	2009/08/05 08:41
S39	6	(drag$4 drop$4) with (object item result site page window) with (3D ((three "3") near2 dimension$3)) with (space display $3 interface GUI) with (search$3 query$3)	US-PGPUB; USPAT; USOCR; EPO; JPO; DERWENT; IBM_TDB	OR	ON	2009/08/05 13:17
S40	77	(drag$4 drop$4 select$3) with (display$3 present $3 insert$3) with (object item result site page window) with (3D ((three "3") near2 dimension$3)) with (search$3 query$3)	US-PGPUB; USPAT; USOCR; EPO; JPO; DERWENT; IBM_TDB	OR	ON	2009/08/05 13:19
S43	194	(button icon) with (chang$3 mov$3 switch$3 swap$4 modif$7 edit$3) with ((z near order $3) (background with foreground)) with (object item window)	US-PGPUB; USPAT; USOCR; EPO; JPO; DERWENT; IBM_TDB	OR	ON	2009/08/05 13:52
S44	2727	(button icon) with (chang$3 mov$3 switch$3 swap$4 modif$7 edit$3) with (left right) with (object item window)	US-PGPUB; USPAT; USOCR; EPO; JPO; DERWENT; IBM_TDB	OR	ON	2009/08/05 13:53

S45	2917	S43 or S44	US-PGPUB; USPAT; USOCR; EPO; JPO; DERWENT; IBM_TDB	OR	ON	2009/08/05 13:53
S46	4	S43 and S44	US-PGPUB; USPAT; USOCR; EPO; JPO; DERWENT; IBM_TDB	OR	ON	2009/08/05 13:55
S47	0	(button icon) with (chang$3 mov$3 switch$3 swap$4 modif$7 edit$3) with ((z near order $3) (background with foreground)) with (object item window) with (select$3 input$4) with (3D ((three "3") near dimension$3))	US-PGPUB; USPAT; USOCR; EPO; JPO; DERWENT; IBM_TDB	OR	ON	2009/08/05 13:56
S48	0	(button icon) with (chang$3 mov$3 switch$3 swap$4 modif$7 edit$3) with ((z near order $3) (background with foreground)) with (object item window) with (3D ((three "3") near dimension$3))	US-PGPUB; USPAT; USOCR; EPO; JPO; DERWENT; IBM_TDB	OR	ON	2009/08/05 13:57
S49	0	(button icon) with (chang$3 mov$3 switch$3 swap$4 modif$7 edit$3) with ((z near order $3) (background with foreground)) with (3D ((three "3") near dimension$3))	US-PGPUB; USPAT; USOCR; EPO; JPO; DERWENT; IBM_TDB	OR	ON	2009/08/05 13:58

S50	0	(button icon) with (chang$3 mov$3 switch$3 swap$4 modif$7 edit$3) with ((z near order $3) (background with foreground)) with (3D ((three "3") near dimension$3) virtual)	US-PGPUB; USPAT; USOCR; EPO; JPO; DERWENT; IBM_TDB	OR	ON	2009/08/05 14:00
S51	184	(button icon) with (chang$3 mov$3 switch$3 swap$4 modif$7 edit$3) with ((z near order $3) (background with foreground)) with (select$3)	US-PGPUB; USPAT; USOCR; EPO; JPO; DERWENT; IBM_TDB	OR	ON	2009/08/05 14:05
S52	4768	(button icon) with (chang$3 mov$3 switch$3 swap$4 modif$7 edit$3) with (left right) with (select$3)	US-PGPUB; USPAT; USOCR; EPO; JPO; DERWENT; IBM_TDB	OR	ON	2009/08/05 14:05
S53	154	display$3 with (search query$3) with result with (3D ((three "3") near dimension $3))	US-PGPUB; USPAT; USOCR; EPO; JPO; DERWENT; IBM_TDB	OR	ON	2009/08/05 14:06
S54	0	S51 and S52 and S53	US-PGPUB; USPAT; USOCR; EPO; JPO; DERWENT; IBM_TDB	OR	ON	2009/08/05 14:08
S55	0	S51 and S53	US-PGPUB; USPAT; USOCR; EPO; JPO; DERWENT; IBM_TDB	OR	ON	2009/08/05 14:08
S56	4	S52 and S53	US-PGPUB; USPAT; USOCR; EPO; JPO; DERWENT; IBM_TDB	OR	ON	2009/08/05 14:08

S57	7	S51 and S52	US-PGPUB; USPAT; USOCR; EPO; JPO; DERWENT; IBM_TDB	OR	ON	2009/08/05 14:08
S58	4823	display$3 with (search query$3) with result with list $3	US-PGPUB; USPAT; USOCR; EPO; JPO; DERWENT; IBM_TDB	OR	ON	2009/08/05 14:14
S59	0	S51 and S52 and S58	US-PGPUB; USPAT; USOCR; EPO; JPO; DERWENT; IBM_TDB	OR	ON	2009/08/05 14:14
S60	187	(button icon) with (chang$3 mov$3 switch$3 swap$4 modif$7 edit$3) with ((z near order $3) (background with foreground)) with (select$3 caus $3)	US-PGPUB; USPAT; USOCR; EPO; JPO; DERWENT; IBM_TDB	OR	ON	2009/08/05 14:15
S61	1	S60 and S52 and S58	US-PGPUB; USPAT; USOCR; EPO; JPO; DERWENT; IBM_TDB	OR	ON	2009/08/05 14:16
S62	15	S51 and "715"/$. ccls.	US-PGPUB; USPAT; USOCR; EPO; JPO; DERWENT; IBM_TDB	OR	ON	2009/08/05 14:16

S63	1	(insert$3 drag$4 drop$4) with (result site page object data information) with (result match$3) with (search$3 query$3) with (display$3 interface GUI space) with (3D ((three "3") near dimension$3))	US-PGPUB; USPAT; USOCR; EPO; JPO; DERWENT; IBM_TDB	OR	ON	2009/08/05 14:24
S64	2	(insert$3 drag$4 drop$4) with (result site page object data information) with (result match$3) with (search$3 query$3) with (3D ((three "3") near dimension$3))	US-PGPUB; USPAT; USOCR; EPO; JPO; DERWENT; IBM_TDB	OR	ON	2009/08/05 14:26
S65	64	(insert$3 drag$4 drop$4) with (result site page object data information) with (list$3 result) with (display$3 space interface GUI) with (3D ((three "3") near dimension$3))	US-PGPUB; USPAT; USOCR; EPO; JPO; DERWENT; IBM_TDB	OR	ON	2009/08/05 14:27

9/22/09 10:33:14 AM
C:\ Documents and Settings\ TZhou\ My Documents\ EAST\ Workspaces\ 11531676.wsp

PATENT
815395-1

IN THE UNITED STATES PATENT AND TRADEMARK OFFICE

Applicant: E. EDDIE BAKHASH	Art Unit: 2173
Serial No.: 11/531,676	Examiner: Lee, Ting Zhou
Filed: September 13, 2006	
Title: SYSTEM AND METHOD FOR PROVIDING THREE-DIMENSIONAL GRAPHICAL USER INTERFACE	

AMENDMENT

Mail Stop: Amendment
Commissioner for Patents
P.O. Box 1450
Alexandria, VA 22313-1450

Sir:

In response to the Office Action dated September 29, 2009, the period for response to which has been extended to January 29, 2010, please amend the above-identified application as follows:

IN THE CLAIMS:

1-66. (Cancelled)

67. (Currently amended) A method for providing a three-dimensional (3D) graphical user interface, comprising:

receiving an input from an end user;

capturing a computing output from at least one computer source in response to the input;

displaying at least a portion of the computing output on at least two objects within a 3D space, ~~wherein a first one of the at least two objects is displayed in a foreground of the 3D space and a second one of the at least two objects is displayed in a background of the 3D space~~ comprising:

rendering a first portion of the computing output;

capturing a first image of the rendered first portion of the computing output; and

texturing the first image on a first one of the at least two objects, the first one of the at least two objects being displayed in a foreground of the 3D space and a second one of the at least two objects being displayed in a background of the 3D space; ~~and~~

displaying at least one navigation icon, wherein the at least one navigation icon can be interacted with to at least move the second one of the at least two objects to the foreground of the 3D space; and

displaying additional information on the first one of the at least two objects, comprising:

receiving an interaction by the end user on the first image;

mapping the interaction to a location on the rendered first portion of the computing output, the location corresponding to a link embedded in

the first portion of the computing output, the link corresponding to the additional information;

rendering the additional information;

capturing a third image of the rendered additional information;

texturing the third image on the first one of the at least two objects, the third image thereby replacing the first image on the first one of the at least two objects.

68. (Previously presented) The method of Claim 67, wherein displaying at least a portion of the computing output on at least two objects within the 3D space further comprises displaying the at least two objects within a simulated 3D Cartesian space.

69. (Previously presented) The method of Claim 67, wherein receiving an input further comprises receiving a search query entered by the end user.

70. (Previously presented) The method of Claim 69, wherein capturing computing output from at least one computer source comprises receiving a search result list from a network server, wherein said search result list is generated in response to said search query and includes a plurality of search results.

71. (Previously presented) The method of Claim 70, wherein displaying at least a portion of the computed output on at least two objects within the 3D space further comprises displaying information from a first one of the plurality of search results on a first one of the at least two objects and displaying information from a second one of the plurality of search results on a second one of the at least two objects.

72. (Previously presented) The method of Claim 70, wherein displaying at least a portion of the computed output on at least two objects within the 3D space further comprises displaying information from the search result list on a first one of the at least two objects and displaying information from a first one of the plurality of search results on a second one of the at least two objects.

73. (Currently amended) The method of Claim 67, wherein displaying at least a portion of the computing output on at least two objects further comprises:

~~rendering a first portion of the computing output;~~

rendering a second portion of the computing output;

~~capturing a first image of the rendered first portion of the computing output;~~

capturing a second image of the rendered second portion of the computing output;

~~texturing the first image on the first one of the at least two objects;~~ and texturing the second image on the second one of the at least two objects.

74. (Previously presented) The method of Claim 73, wherein capturing a first image of the rendered first portion of the computing output and texturing the first image on the first one of the at least two objects further comprises capturing a bitmap of the rendered first portion of the computing output and texturing the bitmap on the first one of the at least two objects.

75. (Previously presented) The method of Claim 73, wherein rendering a first portion of the computing output further comprises rendering the first portion of the computing output using a native application, wherein the first portion of the computing output is selected from a list consisting of a web page, an image file, a video file, a PDF file, a flash file, a document file, a PowerPoint file, a 3D file, and a music file.

76. (Previously presented) The method of Claim 67, wherein displaying at least one navigation icon further comprises displaying at least a forward arrow icon and a backward arrow icon, wherein the forward arrow icon is interacted with to move the second one of the at least two objects from the background of the 3D space to the foreground of the 3D space and the backward arrow icon is interacted with to move the second one of the at least two objects from the foreground of the 3D space to the background of the 3D space.

77. (Previously presented) The method of Claim 67, further comprising displaying a timeline that includes a first icon corresponding to the first one of the at least two objects in the 3D space.

78. (Previously presented) The method of Claim 77, further comprising:

receiving a second input from the end user;

capturing a second computing output from one of the at least one computing source and at least one other computing source in response to the second input;

displaying at least a portion of the second computing output on at least one object within the 3D space, wherein a first one of the at least one object is displayed in the foreground of the 3D space; and

including a second icon in the timeline, wherein the second icon corresponds to the first one of the at least one object in the 3D space.

79. (Previously presented) The method of Claim 78, further comprising adjusting the viewpoint of the 3D space toward the at least two objects in response to the end user interacting with the first icon in the timeline and adjusting the viewpoint of the 3D space toward the at least one object in response to the end user interacting with the second icon in the timeline.

80. (Previously presented) The method of Claim 79, wherein adjusting the viewpoint of the 3D space toward the at least two objects in response to the end user interacting with the first icon further comprises substantially centering one of the at least two objects horizontally on a display in response to the end user interacting with the first icon.

81. (Previously presented) The method of Claim 67, further comprising displaying a database that includes at least information corresponding to the at least two objects within the 3D space.

82. (Previously presented) The method of Claim 81, further comprising adjusting the viewpoint of the 3D space toward the at least two objects in response to the end user interacting with the information in the database.

83. (Previously presented) The method of Claim 82, wherein adjusting the viewpoint of the 3D space toward the at least two objects in response to the end user interacting with the information in the database further comprises substantially centering one of the at least two objects horizontally on a display in response to the end user interacting with the information in the database.

84. (Previously presented) The method of Claim 67, further comprising launching a native application in response to the end user interacting with a first one of the at least two objects, wherein the native application is selected based on a type of information displayed on the first one of the at least two objects.

85. (Previously presented) The method of Claim 67, wherein displaying at least a portion of the computing output on at least two objects within a 3D space further comprises displaying a portion of the computing output on the first one of the at least two objects, wherein the portion of the computing output is selected from a list consisting of a web page, an image file, a video file, a PDF file, a flash file, a document file, a PowerPoint file, a 3D file, and a music file.

86. (Previously presented) The method of Claim 67, further comprising displaying a web page corresponding to a portion of the computing output displayed on the first one of the at least two objects in a two-dimensional (2D) window in response to the end user interacting with the first one of the at least two objects.

87. (Previously presented) The method of Claim 67, further comprising displaying a new 3D space in response to the end user interacting with the first one of the at least two objects, wherein the new 3D space includes at least one additional object.

88. (Previously presented) The method of Claim 70, further comprising receiving a second input from the end user that identifies the network server.

89. (Previously presented) The method of Claim 67, wherein the at least one computer source is at least one local memory device.

90. (Previously presented) The method of Claim 67, wherein the at least one computer source is at least one network server.

91. (Cancelled)

92. (Previously presented) The method of Claim 67, wherein displaying at least one navigation icon further comprises displaying at least a forward arrow icon and a backward arrow icon, wherein the forward arrow icon is interacted with to move the second one of the at least two objects from the background of the 3D space to the foreground of the 3D space and the first one of the at least two objects from the foreground of the 3D space to (i) the background of the 3D space and (ii) the left of the second one of the at least two objects, and the backward arrow icon is interacted with to move the first one of the at least two objects from the background of the 3D space to the foreground of the 3D space and the second one of the at least two objects from the foreground of the 3D space to (i) the background of the 3D space and (ii) the right of the first one of the at least two objects.

93. (Previously presented) The method of Claim 92, wherein the forward arrow icon is interacted with again to move the first one of the at least two objects further to the left, and the backward arrow icon is interacted with again to move the second one of the at least two objects further to the right.

94. (Currently amended) A method for providing a three-dimensional (3D) graphical user interface, comprising:

receiving a search query from an end user;

receiving a search result from at least one computer source in response to the search query, wherein the search result identifies a plurality of websites related to the search query;

displaying the search result on a plurality of windows within a 3D space, ~~wherein a first one of the plurality of windows includes information from a first one of the plurality of websites and is displayed in a foreground of the 3D space, a second one of the plurality of windows includes information from a second one of the plurality of websites and is displayed in a background of the 3D space, and~~

~~a third one of the plurality of windows includes information from a third one of the plurality of websites and is displayed in the background of the 3D space~~ comprising:

rendering a first one of the plurality of websites using a native application;

capturing an image of at least a portion of the rendered first one of the plurality of websites; and

texturing the image on a first one of the plurality of windows within the 3D space, the first one of the plurality of windows being displayed in a foreground of the 3D space, a second one of the plurality of windows including information from a second one of the plurality of websites and being displayed in a background of the 3D space, and a third one of the plurality of windows including information from a third one of the plurality of websites and being displayed in the background of the 3D space; ~~and~~

displaying at least a forward arrow and a backward arrow, wherein the second one of the plurality of windows is moved from the background of the 3D space to the foreground of the 3D space if the end user interacts with the forward arrow and the second one of the plurality of windows is moved from the foreground of the 3D space to the background of the 3D space if the end user interacts with the backward arrow; and

displaying additional information on the first one of the plurality of windows, comprising:

receiving an interaction by the end user on the image;

mapping the interaction to a location on the rendered first one of the plurality of websites, the location corresponding to a link embedded in the first one of the plurality of websites, the link corresponding to the additional information;

rendering the additional information;

capturing a second image of at least a portion of the rendered additional information; and

texturing the second image on the first one of the plurality of windows, the second image thereby replacing the image on the first one of the plurality of windows.

95. (Previously presented) The method of Claim 94, wherein the plurality of websites are arranged sequentially in the search result, the first one of the plurality of websites is literally the first sequential website identified in the search result, the second one of the plurality of websites is literally the second sequential website identified in the search result, and the third one of the plurality of websites is literally the third sequential website identified in the search result.

96. (Previously presented) The method of Claim 94, wherein the first one of the plurality of windows at least partially overlaps at least a portion of at least one of the second and third ones of the plurality of windows.

97. (Previously presented) The method of Claim 94, wherein displaying the search result on a plurality of windows within a 3D space further comprises displaying the first one of the plurality of windows in the foreground of the 3D space, displaying the third one of the plurality of windows in the background of the 3D space, and displaying the second one of the plurality of windows in the background of the 3D space, wherein the second one of the plurality of windows is in front of the third one of the plurality of windows and behind the first one of the plurality of windows.

98. (Cancelled)

99. (Currently amended) The method of Claim ~~98~~ 94, wherein displaying the search result on a plurality of windows within a 3D space further comprises at least capturing a bitmap of at least a portion of a first one of the plurality of websites and texturing the bitmap on the first one of the plurality of windows within the 3D space.

100. (Cancelled)

101. (Previously presented) The method of Claim 94, further comprising displaying a timeline that includes a first icon corresponding to the first one of the plurality of windows in the 3D space.

102. (Previously presented) The method of Claim 94, further comprising displaying a database that includes information corresponding to the first one of the plurality of windows in the 3D space.

103. (Previously presented) The method of Claim 94, further comprising:

receiving a second query from an end user;

receiving a second search result from one of the at least one computer source and at least one other computer source in response to the search query, wherein the second search result includes a second search result list, the second search result list includes information on a second plurality of websites related to the second search query;

displaying the second search result as a second plurality of windows within the 3D space, wherein a first one of the second plurality of windows includes information on the first one of the second plurality of websites and is displayed in the foreground of the 3D space, a second one of the second plurality of windows includes information from the second one of the second plurality of websites and is displayed in the background of the 3D space, and a third one of the second plurality of windows includes information from the third one of the second plurality of websites and is displayed in the background of the 3D space.

104. (Previously presented) The method of Claim 103, further comprising:

displaying a timeline that includes a first icon corresponding to the plurality of windows and a second icon corresponding to the second plurality of windows;

adjusting the viewpoint of the 3D space so that the end user can see at least a portion of the plurality of windows in response to the end user interacting with the first icon; and

adjusting the viewpoint of the 3D space so that the end user can see at least a portion of the second plurality of windows in response to the end user interacting with the second icon.

105. (Previously presented) The method of Claim 104, wherein adjusting the viewpoint of the 3D space so that the end user can see at least a portion of the plurality of windows in response to the end user interacting with the first icon further comprises substantially centering one of the plurality of windows on a display in response to the end user interacting with the first icon.

106. (Previously presented) The method of Claim 103, further comprising:

displaying a database that includes a first set of information corresponding to the plurality of windows and a second set of information corresponding to the second plurality of windows;

adjusting the viewpoint of the 3D space so that the end user can see at least a portion of the plurality of windows in response to the end user interacting with the first set of information; and

adjusting the viewpoint of the 3D space so that the end user can see at least a portion of the second plurality of windows in response to the end user interacting with the second set of information.

107. (Previously presented) The method of Claim 106, wherein adjusting the viewpoint of the 3D space so that the end user can see at least a portion of the plurality of windows in response to the end user interacting with the first set of information further comprises substantially centering one of the plurality of windows on a display in response to the end user interacting with the first set of information.

108. (Previously presented) The method of Claim 94, further comprising:

receiving a uniform resource locator (URL) from the end user;

receiving web page information from one of the at least one computer source and at least one other computer source in response to the URL;

displaying a second window in the foreground of the 3D space, wherein the second window includes at least a portion of the web page information;

displaying a database that includes a first set of information corresponding to the plurality of windows and a second set of information corresponding to the second window;

adjusting the viewpoint of the 3D space so that the end user can see at least a portion of the plurality of windows in response to the end user interacting with the first set of information; and

adjusting the viewpoint of the 3D space so that the end user can see at least a portion of the second window in response to the end user interacting with the second set of information.

109. (Previously presented) The method of Claim 108, further comprising:

displaying a timeline that includes a first icon corresponding to the plurality of windows and a second icon corresponding to the second window;

adjusting the viewpoint of the 3D space so that the end user can see at least a portion of the plurality of windows in response to the end user interacting with the first icon; and

adjusting the viewpoint of the 3D space so that the end user can see the second window in response to the end user interacting with the second icon.

110. (Previously presented) The method of Claim 94, further comprising receiving data identifying the at least one computer source from the end user.

111. (Previously presented) The method of Claim 94, further comprising presenting a web page corresponding to a first one of the plurality of websites in response to the end user interacting with at least a portion of the first one of the plurality of windows.

112. (Previously presented) The method of Claim 111, wherein presenting a web page further comprises displaying the web page on a two dimensional (2D) window.

113. (Previously presented) The method of Claim 94, wherein the at least one computer source is one of a local computer source and a network server.

114. (Previously presented) The method of Claim 94, wherein the information from a first one of the plurality of websites is selected from a list consisting of a web page, an image file, a video file, a PDF file, a flash file, a document file, a PowerPoint file, a 3D file, and a music file.

115. (Previously presented) The method of Claim 94, wherein the second one of the plurality of windows is moved from the background of the 3D space to the foreground of the 3D space and the first one of the plurality of windows is moved from the foreground of the 3D space to (i) the background of the 3D space and (ii) the left of the second one of the plurality of windows if the end user interacts with the forward arrow, and the first one of the plurality of windows is moved from the background of the 3D space to the foreground of the 3D space and the second one of the plurality of windows is moved from the foreground of the 3D space to (i) the background of the 3D space and (ii) the right of the first one of the plurality of windows if the end user interacts with the backward arrow.

116. (Previously presented) The method of Claim 115, wherein the first one of the plurality of windows is moved further to the left if the end user interacts again with the forward arrow, and the second one of the plurality of windows is moved further to the right if the end user interacts again with the backward arrow.

117. (Currently amended) A system for providing a three-dimensional (3D) graphical user interface, comprising:

a display screen;

an input device for receiving a search query from an end user;

a processor module operatively coupled to the display screen and the user input device; and

a memory module operatively coupled to the processor module, the memory module comprising executable code for the processor module to:

receive via a communication path a search result from at least one computer source in response to the search query, wherein the search result includes at least a plurality of links to a plurality of files related to the search query;

display the search result on a plurality of windows within a 3D space, ~~wherein a first one of the plurality of windows includes information from a first one of a plurality of files and is displayed in the foreground of the 3D space, and a second one of the plurality of windows includes information from a second one of the plurality of files and is displayed in the background of the 3D space~~ comprising:

<u>rendering at least a portion of a first one of the plurality of files using an application;</u>

<u>capturing an image of the rendered portion of the first one of the plurality of files, and</u>

texturing the image on a first one of the plurality of windows within the 3D space, the first one of the plurality of windows being displayed in the foreground of the 3D space, and a second one of the plurality of windows including information from a second one of the plurality of files and being displayed in the background of the 3D space; and

display a navigator that can be interacted with to at least move the second one of the plurality of windows and the third one of the plurality of windows to the foreground of the 3D space; and

displaying additional information on the first one of the plurality of windows, comprising:

receiving an interaction by the end user on the image;

mapping the interaction to a location on the rendered portion of the first one of the plurality of files, the location corresponding to a control embedded in the first one of the plurality of files, the control corresponding to the additional information;

rendering the additional information using the application;

capturing a second image of at least a portion of the rendered additional information; and

texturing the second image on the first one of the plurality of windows, the second image thereby replacing the image on the first one of the plurality of windows.

118. (Previously presented) The system as recited in Claim 117, wherein the processor module displays the search result on a plurality of windows within a 3D space by displaying the plurality of windows within a simulated 3D Cartesian space.

119. (Cancelled)

120 (Currently amended) The method of Claim ~~119~~ 117, wherein the processor module displays the search results on the plurality of windows by at least (i) rendering at least a portion of the first one of the plurality of files using a native application, (ii) capturing a bitmap of the at least a portion of the first one of the plurality of files, and (iii) texturing the bitmap on the first one of the plurality of windows within the 3D space.

121. (Cancelled)

122. (Previously presented) The system as recited in Claim 117, wherein the processor module further displays a timeline that includes a first icon corresponding to the first one of the plurality of windows in the 3D space.

123. (Previously presented) The system as recited in Claim 117, wherein the processor module further displays a database that includes information corresponding to the first one of the plurality of windows in the 3D space.

124. (Previously presented) The system as recited in Claim 117, wherein the processor module further:

receives a second search result from one of the at least one computer source and at least one other computer source in response to a second search query, wherein the second search result includes a second plurality of links to a second plurality of files related to the second search query; and

displays the second search result on a second plurality of windows within the 3D space, wherein a first one of the second plurality of windows includes information from the first one of the second plurality of files and is displayed in the foreground of the 3D space, and a second one of the second plurality of windows includes information from the second one of the second plurality of files and is displayed in the background of the 3D space.

125. (Previously presented) The system as recited in Claim 124, wherein the processor module further:

displays a timeline that includes a first icon corresponding to the plurality of windows and a second icon corresponding to the second plurality of windows;

adjusts the viewpoint of the 3D space so that the end user can see at least a portion of the plurality of windows on the display screen in response to the end user interacting with the first icon; and

adjusts the viewpoint of the 3D space so that the end user can see at least a portion of the second plurality of windows on the display screen in response to the end user interacting with the second icon.

126. (Previously presented) The system as recited in Claim 125, wherein the processor module adjusts the viewpoint of the 3D space so that the end user can see at least a portion of the plurality of windows on the display screen by at least one of substantially centering at least one of the plurality of windows horizontally on the display screen and substantially centering at least one of the plurality of windows vertically on the display screen.

127. (Previously presented) The system as recited in Claim 124, wherein the processor module further:

displays a database that includes a first set of information corresponding to the plurality of windows and a second set of information corresponding to the second plurality of windows;

adjusts the viewpoint of the 3D space so that the end user can see at least a portion of the plurality of windows on the display screen in response to the end user interacting with the first set of information; and

adjusts the viewpoint of the 3D space so that the end user can see at least a portion of the second plurality of windows on the display screen in response to the end user interacting with the second set of information.

128. (Previously presented) The system as recited in Claim 127, wherein the processor module adjusts the viewpoint of the 3D space so that the end user can see at least a portion of the plurality of windows on the display screen by at least one of substantially centering at least one of the plurality of windows horizontally on the display screen and substantially centering at least one of the plurality of windows vertically on the display screen.

129. (Previously presented) The system as recited in Claim 117, wherein the input device further receives data from the end user, the data being used by the processor module to select the at least one computer source.

130. (Previously presented) The system as recited in Claim 117, wherein the processor module further displays at least a portion of the first one of the plurality of files on a two dimensional (2D) window on the display screen in response to the end user interacting with at least a portion of the first one of the plurality of windows.

131. (Previously presented) The system as recited in Claim 117, wherein the communication path is selected from a list consisting of a local bus connected to a local memory device and a network connected to a network server.

132. (Previously presented) The system as recited in Claim 117, wherein the first one of the plurality of files is selected from a list consisting of a web page, an image file, a video file, a PDF file, a flash file, a document file, a PowerPoint file, a 3D file, and a music file.

133. (Previously presented) The system as recited in Claim 117, wherein the processor module displays a navigator icon by displaying a next icon and a previous icon, wherein the processor module moves the second one of the plurality of windows from the background of the 3D space to the foreground of the 3D space in response to the end user interacting with the next icon, and moves the second one of the plurality of windows from the foreground of the 3D space to the background of the 3D space in response to the end user interacting with the previous icon.

134. (Previously presented) The system as recited in Claim 117, further comprising displaying a new 3D space in response to the end user interacting with the first one of the plurality of windows, wherein the new 3D space includes at least one additional window.

135. (Previously presented) The system as recited in Claim 117, wherein the plurality of links are arranged sequentially in the search result, the first one of the plurality of files is retrieved using the first sequential link provided in the search result, and the second one of the plurality of files is retrieved using the second sequential link provided in the search result.

136. (Previously presented) The system as recited in Claim 117, wherein the first one of the plurality of windows partially overlaps at least a portion of the second one of the plurality of windows in the 3D space.

137. (Previously presented) The method of Claim 117, wherein the processor module displays a navigator icon by displaying a next icon and a previous icon, wherein the processor moves the second one of the plurality of windows from the background of the 3D space to the foreground of the 3D space and the first one of the plurality of windows from the foreground of the 3D space to (i) the background of the 3D space and (ii) the left of the second one of the plurality of windows in response to the end user interacting with the next icon, and moves the first one of the plurality of windows from the background of the 3D space to the foreground of the 3D space and the second one of the plurality of windows from the foreground of the 3D space to (i) the background of the 3D space and (ii) the right of the first one of the plurality of windows in response to the end user interacting with the previous icon.

138. (Previously presented) The method of Claim 137, wherein the processor moves the first one of the plurality of windows further to the left in response to the end user interacting again with the next icon, and moves the second one of the plurality of windows further to the right in response to the end user interacting again with the previous icon.

REMARKS

Claims 67-90, 92-97, 99, 101-118, 120, 122-138 are pending in this application, with Claims 1-66, 91, 98, 100, 119 and 121 cancelled, and Claims 67, 73, 94, 99, 117 and 120 amended. The Applicant respectfully requests reconsideration and review of the application in view of the amendments and the following remarks.

Before addressing the merits of the rejections based on prior art, a brief description of the present application is provided. The present invention is directed toward a system and method for providing a three-dimensional (3D) graphical user interface. In one embodiment of the present invention, as shown in Figure 5A, the system (710) comprises a display screen (712), an input device (714, 716) for receiving an input (*e.g.*, search query, etc.) from a user, a processor module (718), and a memory module (720). The processor module may be configured to **(i)** receive a computing output (*e.g.*, search result, etc.) from a computer source in response to the user input, **(ii)** display the computing output on the display screen (*e.g.*, on a plurality of windows within a 3D space), and **(iii)** display a navigator that can be interacted with (*e.g.*, to move the plurality of windows within the 3D space). *See*, *e.g.*, Fig. 15. For example, as shown in Fig. 15, a first window (552) may include a first portion of the computing output (*e.g.*, a first website) and be displayed in the foreground of the 3D space (300), a second window (554) may include a second portion of the computing output (*e.g.*, a second website) and be displayed in the background of the 3D space (300), etc. By interacting with the navigator (320), the user can, for example, move the second window (554) from the background to the foreground of the 3D space (300).

In another embodiment of the present invention, the processor module is further configured to display the computing output on the plurality of windows by **(i)** rendering the computing output, **(ii)** capturing images of the rendered computing output, and **(iii)** texturing the images on the plurality of windows. Thus, for example, if the computing output is a search result, the processor module may render a first website from the

search result (*e.g.*, using a web browser, etc.), capture an image (*e.g.*, bitmap, etc.) of the rendered first website (or a portion thereof), and texture the image on a first window in the 3D space.

In yet another embodiment of the present invention, the processor module is further configured to display additional information on at least the first window by **(i)** receiving an interaction by the user on the first window, **(ii)** mapping the interaction to a location on the rendered computing output, the location corresponding to a link, which corresponds to additional information, **(iii)** rendering the additional information, **(iv)** capturing an image of the rendered additional information, and **(v)** texturing the image on the first window. Thus, for example, if the user is presented with an image of a first page (or home page) of a website on the first window, and the user interacts with the image in an effort to interact with (or click) a link to a second page of the website, the processor module will map the interaction to a location on the rendered website to identify the corresponding link. The processor module will then use that link to request the second page of the website. The processor module will then render the second page (*e.g.*, using a web browser, etc.), capture an image (*e.g.*, bitmap, etc.) of the rendered second page, and texture the image of the second page on the first window, thereby replacing the image of the first page.

Claims 67, 94 and 117 have been amended to incorporate features of the foregoing embodiments. For example, Claim 94 now provides a method for displaying a search result on a plurality of windows within a 3D space, comprising "rendering a first one of the plurality of websites using a native application; capturing an image of at least a portion of the rendered first one of the plurality of websites; and texturing the image on a first one of the plurality of windows with the 3D space." Claim 94 further provides "displaying additional information on the first one of the plurality of windows, comprising: receiving an interaction by the end user on the image; mapping the interaction to a location on the rendered first one of the plurality of websites, the location corresponding to a link embedded in the first one of the plurality of websites, the link corresponding to

the additional information; rendering the additional information; capturing a second image of at least a portion of the rendered additional information; and texturing the second image on the first one of the plurality of windows, the second image thereby replacing the image on the first one of the plurality of windows."

The Examiner rejected Claims 67-76, 81, 82, 84-90, 94-99, 102, 103, 110-114, 117-120, 123, 124 and 129-136 under 35 U.S.C. § 103(a) as being unpatentable over Gottesman et al. (U.S. Pub. No. 2003/0164827) in view of Freeman et al. (U.S. Pat. No. 6,725,427). The Examiner also rejected Claims 77-79, 101, 104, 106, 108, 109, 122, 125 and 127 under 35 U.S.C. § 103(a) as being unpatentable over Gottesman et al. ("Gottesman") in view of Freeman et al. ("Freeman") and Kahl et al. (U.S. Pat. No. 5,428,735). The Examiner also rejected Claims 80, 83, 92, 93, 105, 107, 115, 116, 126, 128, 137 and 138 under 35 U.S.C. § 103(a) as being unpatentable over Gottesman in view of Freeman, Kahl et al. ("Kahl") and Enright (article entitled "Dissatisfaction Sows Innovation"). The Examiner also rejected Claims 91, 100 and 121 under 35 U.S.C. § 103(a) as being unpatentable over Gottesman in view of Freeman and Robbin et al. (U.S. Pub. No. 2004/0268451). The Applicant respectfully traverses these rejections.

Gottesman provides a system and method for presenting search results within a virtual 3D environment. *See, e.g.*, Abstract. According to Gottesman, images from the search results are displayed on a plurality of containers within the 3D environment. *See, e.g.*, Figs. 1A, 1C and Para. 0034 ("In the event a search or query is performed on an image data base(s), the results of the search, which are mapped onto the surface of one or more containers within the environment."). While Gottesman provides that each container may include an associated function, such as a link to a URL, there is no disclosure in Gottesman of the step of "mapping the interaction to a location on the first one of the plurality of websites, the location corresponding to a link embedded in the first one of the plurality of websites." *See* Claim 94.

In other words, Gottesman provides that a user can activate a link to an associated URL by clicking ***anywhere on the container***. To this end Gottesman

provides:

> An associated function may be executed or initiated when a viewer interacts with the data container 220 to which the function is associated. Interaction with a data container may occur through the use of a mouse pointer, a keyboard, or any other input device. For example, when a viewer clicks with his or her mouse on a container shown within Fig. 1C, a link to a search result associated with the container may be executed and the search results may be downloaded to the viewer's computer.

Para. 0043; *see also* Para. 0015, 0033 and 0037. In contradistinction, Claim 94 provides that once a user interacts with (or clicks) an image of a website (*i.e.*, on a window in 3D space), the interaction is mapped to a location on the rendered website to identify a corresponding link. This is necessary because most websites include multiple links to multiple sets of additional information. Once the link is identified, additional information corresponding to the link is retrieved and rendered. An image of the rendered additional information is then captured and textured onto the window, thereby replacing the image of the website.

These features are not disclosed in or suggested by Gottesman. While Gottesman provides that a user can interact with a container to activate a link, ***the location of the interaction on the container in Gottesman is irrelevant***. Further, to the extent that additional information is retrieved, ***an image of the additional information (as rendered) is not textured onto the container***.

These features are also not disclosed in or suggested by Freeman. While Freeman provides that if a user "touches a document in the stream-display with the cursor, a browse card appears" (*see* col. 8, ll. 3-11; Fig. 1), ***the location of the interaction on the image in Freeman is irrelevant***. Further, ***the additional information (i.e., the "browse card") does not replace the image on the interacted object***.

These features are also not disclosed in or suggested by Robbin et al.

("Robbin"). According to the Examiner, "Robbin further teaches texturing the third image on the first one of the at least two objects, the third image thereby replacing the first image on the first one of the at least two objects." *See* Office Action at p. 31. While a second set of data may replace a first set of data in Robbin, ***the second set of data in Robbin is not an image of rendered data*** - it is the actual data. Furthermore, ***the data is not the result of mapping an interaction on a first image to a location on a rendered set of data***.

Because the foregoing features are not disclose in or suggested by Gottesman, Freeman or Robbin, either alone or in combination, the rejections of independent Claim 94, and the rejections of independent Claims 67 and 117, which include similar limitations, should be withdrawn. Further, the rejections of Claims 68-76, 81, 82, 84-90, 94-97, 99, 102, 103, 110-114, 117, 118, 120, 123, 124 and 129-136, which depend from the foregoing independent claims, should also be withdrawn.

The rejections of Claims 77-79, 101, 104, 106, 108, 109, 122, 125 and 127, which depend from the foregoing independent claims, should also be withdrawn. While the Examiner cited to several secondary references (*i.e.*, Kahl and Enright), these references fail to make up for the deficiencies of Gottesman, Freeman and Robbin, as discussed above.

In view of the foregoing, the Applicant respectfully submits that Claims 67-90, 92-97, 99, 101-118, 120, 122-138 are in condition for allowance. Reconsideration and withdrawal of the rejections is respectfully requested, and a timely Notice of Allowability is solicited. To the extent it would be helpful to placing this application in condition for allowance, the Applicant encourages the Examiner to contact the undersigned counsel and conduct a telephonic interview.

To the extent necessary, Applicant petitions the Commissioner for a one-month extension of time, extending to January 29, 2010, the period for response to the Office Action dated September 29, 2009. The Commissioner is authorized to charge $65 for the Petition for a one-month extension of time, pursuant to 37 C.F.R. § 1.17(a)(1), and any shortage in fees due in connection with the filing of this paper, including extension of time fees, to Deposit Account No. 50-0639.

Respectfully submitted,

Date: January 28, 2010

Todd E. Fitzsimmons
Attorney for Applicant
Registration No. 44,683

O'MELVENY & MYERS LLP
400 South Hope Street
Los Angeles, CA 90071-2899
Telephone: (213) 430-6000

Electronic Patent Application Fee Transmittal

Application Number:	11531676
Filing Date:	13-Sep-2006
Title of Invention:	SYSTEM AND METHOD FOR PROVIDING THREE-DIMENSIONAL GRAPHICAL USER INTERFACE
First Named Inventor/Applicant Name:	E. Eddie Bakhash
Filer:	Brian M. Berliner/Narine Khachatryan
Attorney Docket Number:	815395-1

Filed as Small Entity

Utility under 35 USC 111(a) Filing Fees

Description	Fee Code	Quantity	Amount	Sub-Total in USD($)
Basic Filing:				
Pages:				
Claims:				
Miscellaneous-Filing:				
Petition:				
Patent-Appeals-and-Interference:				
Post-Allowance-and-Post-Issuance:				
Extension-of-Time:				
Extension - 1 month with $0 paid	2251	1	65	65

Description	Fee Code	Quantity	Amount	Sub-Total in USD($)
Miscellaneous:				
			Total in USD ($)	**65**

Electronic Acknowledgement Receipt

EFS ID:	6904331
Application Number:	11531676
International Application Number:	
Confirmation Number:	1573
Title of Invention:	SYSTEM AND METHOD FOR PROVIDING THREE-DIMENSIONAL GRAPHICAL USER INTERFACE
First Named Inventor/Applicant Name:	E. Eddie Bakhash
Customer Number:	23879
Filer:	Brian M. Berliner/Narine Khachatryan
Filer Authorized By:	Brian M. Berliner
Attorney Docket Number:	815395-1
Receipt Date:	28-JAN-2010
Filing Date:	13-SEP-2006
Time Stamp:	18:06:43
Application Type:	Utility under 35 USC 111(a)

Payment information:

Submitted with Payment	yes
Payment Type	Deposit Account
Payment was successfully received in RAM	$65
RAM confirmation Number	4728
Deposit Account	500639
Authorized User	

The Director of the USPTO is hereby authorized to charge indicated fees and credit any overpayment as follows:

Charge any Additional Fees required under 37 C.F.R. Section 1.16 (National application filing, search, and examination fees)

Charge any Additional Fees required under 37 C.F.R. Section 1.17 (Patent application and reexamination processing fees)

Charge any Additional Fees required under 37 C.F.R. Section 1.19 (Document supply fees)

Charge any Additional Fees required under 37 C.F.R. Section 1.20 (Post Issuance fees)

Charge any Additional Fees required under 37 C.F.R. Section 1.21 (Miscellaneous fees and charges)

File Listing:

Document Number	Document Description	File Name	File Size(Bytes)/ Message Digest	Multi Part /.zip	Pages (if appl.)
1		Amendment.pdf	420102 e4c17032ba0dfaa06edbc8df55aaed063b2d853d	yes	29

Multipart Description/PDF files in .zip description

Document Description	Start	End
Amendment/Req. Reconsideration-After Non-Final Reject	1	1
Claims	2	23
Applicant Arguments/Remarks Made in an Amendment	24	29

Warnings:

The page size in the PDF is too large. The pages should be 8.5 x 11 or A4. If this PDF is submitted, the pages will be resized upon entry into the Image File Wrapper and may affect subsequent processing

Information:

2	Fee Worksheet (PTO-875)	fee-info.pdf	30502 7772647e4dc2f41d5fbcae660345544a94701e0c	no	2

Warnings:

Information:

Total Files Size (in bytes):	450604

This Acknowledgement Receipt evidences receipt on the noted date by the USPTO of the indicated documents, characterized by the applicant, and including page counts, where applicable. It serves as evidence of receipt similar to a Post Card, as described in MPEP 503.

<u>New Applications Under 35 U.S.C. 111</u>
If a new application is being filed and the application includes the necessary components for a filing date (see 37 CFR 1.53(b)-(d) and MPEP 506), a Filing Receipt (37 CFR 1.54) will be issued in due course and the date shown on this Acknowledgement Receipt will establish the filing date of the application.

<u>National Stage of an International Application under 35 U.S.C. 371</u>
If a timely submission to enter the national stage of an international application is compliant with the conditions of 35 U.S.C. 371 and other applicable requirements a Form PCT/DO/EO/903 indicating acceptance of the application as a national stage submission under 35 U.S.C. 371 will be issued in addition to the Filing Receipt, in due course.

<u>New International Application Filed with the USPTO as a Receiving Office</u>
If a new international application is being filed and the international application includes the necessary components for an international filing date (see PCT Article 11 and MPEP 1810), a Notification of the International Application Number and of the International Filing Date (Form PCT/RO/105) will be issued in due course, subject to prescriptions concerning national security, and the date shown on this Acknowledgement Receipt will establish the international filing date of the application.

PTO/SB/06 (07-06)
Approved for use through 1/31/2007. OMB 0651-0032
U.S. Patent and Trademark Office; U.S. DEPARTMENT OF COMMERCE
Under the Paperwork Reduction Act of 1995, no persons are required to respond to a collection of information unless it displays a valid OMB control number.

PATENT APPLICATION FEE DETERMINATION RECORD

Substitute for Form PTO-875

Application or Docket Number	Filing Date	☐ To be Mailed
11/531,676	09/13/2006	

APPLICATION AS FILED – PART I

FOR	(Column 1) NUMBER FILED	(Column 2) NUMBER EXTRA	SMALL ENTITY ☒ RATE ($)	FEE ($)	OR	OTHER THAN SMALL ENTITY RATE ($)	FEE ($)
☐ BASIC FEE (37 CFR 1.16(a), (b), or (c))	N/A	N/A	N/A			N/A	
☐ SEARCH FEE (37 CFR 1.16(k), (i), or (m))	N/A	N/A	N/A			N/A	
☐ EXAMINATION FEE (37 CFR 1.16(o), (p), or (q))	N/A	N/A	N/A			N/A	
TOTAL CLAIMS (37 CFR 1.16(i))	minus 20 =	*	X $ =		OR	X $ =	
INDEPENDENT CLAIMS (37 CFR 1.16(h))	minus 3 =	*	X $ =			X $ =	
☐ APPLICATION SIZE FEE (37 CFR 1.16(s))	If the specification and drawings exceed 100 sheets of paper, the application size fee due is $250 ($125 for small entity) for each additional 50 sheets or fraction thereof. See 35 U.S.C. 41(a)(1)(G) and 37 CFR 1.16(s).						
☐ MULTIPLE DEPENDENT CLAIM PRESENT (37 CFR 1.16(j))							
* If the difference in column 1 is less than zero, enter "0" in column 2.			TOTAL			TOTAL	

APPLICATION AS AMENDED – PART II

AMENDMENT 01/28/2010

	(Column 1) CLAIMS REMAINING AFTER AMENDMENT		(Column 2) HIGHEST NUMBER PREVIOUSLY PAID FOR	(Column 3) PRESENT EXTRA	SMALL ENTITY RATE ($)	ADDITIONAL FEE ($)	OR	OTHER THAN SMALL ENTITY RATE ($)	ADDITIONAL FEE ($)
Total (37 CFR 1.16(i))	* 67	Minus	** 66	= 1	X $26 =	26	OR	X $ =	
Independent (37 CFR 1.16(h))	* 2	Minus	***10	= 0	X $110 =	0	OR	X $ =	
☐ Application Size Fee (37 CFR 1.16(s))									
☐ FIRST PRESENTATION OF MULTIPLE DEPENDENT CLAIM (37 CFR 1.16(j))							OR		
					TOTAL ADD'L FEE	26	OR	TOTAL ADD'L FEE	

AMENDMENT

	(Column 1) CLAIMS REMAINING AFTER AMENDMENT		(Column 2) HIGHEST NUMBER PREVIOUSLY PAID FOR	(Column 3) PRESENT EXTRA	RATE ($)	ADDITIONAL FEE ($)		RATE ($)	ADDITIONAL FEE ($)
Total (37 CFR 1.16(i))	*	Minus	**	=	X $ =		OR	X $ =	
Independent (37 CFR 1.16(h))	*	Minus	***	=	X $ =		OR	X $ =	
☐ Application Size Fee (37 CFR 1.16(s))									
☐ FIRST PRESENTATION OF MULTIPLE DEPENDENT CLAIM (37 CFR 1.16(j))							OR		
					TOTAL ADD'L FEE		OR	TOTAL ADD'L FEE	

* If the entry in column 1 is less than the entry in column 2, write "0" in column 3.

** If the "Highest Number Previously Paid For" IN THIS SPACE is less than 20, enter "20".

*** If the "Highest Number Previously Paid For" IN THIS SPACE is less than 3, enter "3".

The "Highest Number Previously Paid For" (Total or Independent) is the highest number found in the appropriate box in column 1.

Legal Instrument Examiner:
/BONNIE PHOENIX/

This collection of information is required by 37 CFR 1.16. The information is required to obtain or retain a benefit by the public which is to file (and by the USPTO to process) an application. Confidentiality is governed by 35 U.S.C. 122 and 37 CFR 1.14. This collection is estimated to take 12 minutes to complete, including gathering, preparing, and submitting the completed application form to the USPTO. Time will vary depending upon the individual case. Any comments on the amount of time you require to complete this form and/or suggestions for reducing this burden, should be sent to the Chief Information Officer, U.S. Patent and Trademark Office, U.S. Department of Commerce, P.O. Box 1450, Alexandria, VA 22313-1450. DO NOT SEND FEES OR COMPLETED FORMS TO THIS ADDRESS. **SEND TO: Commissioner for Patents, P.O. Box 1450, Alexandria, VA 22313-1450.**

If you need assistance in completing the form, call 1-800-PTO-9199 and select option 2.

Document code: WFEE

United States Patent and Trademark Office
Sales Receipt for Accounting Date: 03/01/2010

BPHOENIX SALE #00000001 Mailroom Dt: 01/28/2010 500639 11531676
01 FC : 1202 52.00 DA

UNITED STATES PATENT AND TRADEMARK OFFICE

UNITED STATES DEPARTMENT OF COMMERCE
United States Patent and Trademark Office
Address: COMMISSIONER FOR PATENTS
P.O. Box 1450
Alexandria, Virginia 22313-1450
www.uspto.gov

APPLICATION NO.	FILING DATE	FIRST NAMED INVENTOR	ATTORNEY DOCKET NO.	CONFIRMATION NO.
11/531,676	09/13/2006	E. Eddie Bakhash	815395-1	1573

23879 7590 09/29/2009
O"Melveny & Myers LLP
IP&T Calendar Department LA-13-A7
400 South Hope Street
Los Angeles, CA 90071-2899

EXAMINER
LEE, TING ZHOU

ART UNIT	PAPER NUMBER
2173	

MAIL DATE	DELIVERY MODE
09/29/2009	PAPER

Please find below and/or attached an Office communication concerning this application or proceeding.

The time period for reply, if any, is set in the attached communication.

Office Action Summary	Application No.	Applicant(s)	
	11/531,676	BAKHASH, E. EDDIE	
	Examiner	Art Unit	
	TING ZHOU	2173	

-- The MAILING DATE of this communication appears on the cover sheet with the correspondence address --

Period for Reply

A SHORTENED STATUTORY PERIOD FOR REPLY IS SET TO EXPIRE 3 MONTH(S) OR THIRTY (30) DAYS, WHICHEVER IS LONGER, FROM THE MAILING DATE OF THIS COMMUNICATION.

- Extensions of time may be available under the provisions of 37 CFR 1.136(a). In no event, however, may a reply be timely filed after SIX (6) MONTHS from the mailing date of this communication.
- If NO period for reply is specified above, the maximum statutory period will apply and will expire SIX (6) MONTHS from the mailing date of this communication.
- Failure to reply within the set or extended period for reply will, by statute, cause the application to become ABANDONED (35 U.S.C. § 133). Any reply received by the Office later than three months after the mailing date of this communication, even if timely filed, may reduce any earned patent term adjustment. See 37 CFR 1.704(b).

Status

1)☐ Responsive to communication(s) filed on _____.

2a)☐ This action is **FINAL**. 2b)☒ This action is non-final.

3)☐ Since this application is in condition for allowance except for formal matters, prosecution as to the merits is closed in accordance with the practice under *Ex parte Quayle*, 1935 C.D. 11, 453 O.G. 213.

Disposition of Claims

4)☒ Claim(s) 67-138 is/are pending in the application.

4a) Of the above claim(s) _____ is/are withdrawn from consideration.

5)☐ Claim(s) _____ is/are allowed.

6)☒ Claim(s) 67-138 is/are rejected.

7)☐ Claim(s) _____ is/are objected to.

8)☐ Claim(s) _____ are subject to restriction and/or election requirement.

Application Papers

9)☐ The specification is objected to by the Examiner.

10)☒ The drawing(s) filed on 9/13/06 is/are: a)☒ accepted or b)☐ objected to by the Examiner.

Applicant may not request that any objection to the drawing(s) be held in abeyance. See 37 CFR 1.85(a).

Replacement drawing sheet(s) including the correction is required if the drawing(s) is objected to. See 37 CFR 1.121(d).

11)☐ The oath or declaration is objected to by the Examiner. Note the attached Office Action or form PTO-152.

Priority under 35 U.S.C. § 119

12)☐ Acknowledgment is made of a claim for foreign priority under 35 U.S.C. § 119(a)-(d) or (f).

a)☐ All b)☐ Some * c)☐ None of:

1.☐ Certified copies of the priority documents have been received.

2.☐ Certified copies of the priority documents have been received in Application No. _____.

3.☐ Copies of the certified copies of the priority documents have been received in this National Stage application from the International Bureau (PCT Rule 17.2(a)).

* See the attached detailed Office action for a list of the certified copies not received.

Attachment(s)

1) ☒ Notice of References Cited (PTO-892)

2) ☐ Notice of Draftsperson's Patent Drawing Review (PTO-948)

3) ☒ Information Disclosure Statement(s) (PTO/SB/08) Paper No(s)/Mail Date 11/14/07 and 9/9/09.

4) ☒ Interview Summary (PTO-413) Paper No(s)/Mail Date. _____ .

5) ☐ Notice of Informal Patent Application

6) ☐ Other: _____.

Interview Summary	Application No.	Applicant(s)	
	11/531,676	BAKHASH, E. EDDIE	
	Examiner	Art Unit	
	TING LEE	2173	

All participants (applicant, applicant's representative, PTO personnel):

(1) *TING LEE*.

(2) *Todd Fitzsimmons (Reg. No. 44,683)*.

(3)*Aaron M. Guertin*.

(4)_____.

Date of Interview: *15 September 2009*.

Type: a)☒ Telephonic b)☐ Video Conference
c)☐ Personal [copy given to: 1)☐ applicant 2)☐ applicant's representative]

Exhibit shown or demonstration conducted: d)☒ Yes e)☐ No.
If Yes, brief description: *The examiner viewed a demonstration of the 3D browsing feature using backward and forward buttons on the applicant's Spacetime website.* .

Claim(s) discussed: *1*.

Identification of prior art discussed: *N/A*.

Agreement with respect to the claims f)☐ was reached. g)☒ was not reached. h)☐ N/A.

Substance of Interview including description of the general nature of what was agreed to if an agreement was reached, or any other comments: *See Continuation Sheet*.

(A fuller description, if necessary, and a copy of the amendments which the examiner agreed would render the claims allowable, if available, must be attached. Also, where no copy of the amendments that would render the claims allowable is available, a summary thereof must be attached.)

THE FORMAL WRITTEN REPLY TO THE LAST OFFICE ACTION MUST INCLUDE THE SUBSTANCE OF THE INTERVIEW. (See MPEP Section 713.04). If a reply to the last Office action has already been filed, APPLICANT IS GIVEN A NON-EXTENDABLE PERIOD OF THE LONGER OF ONE MONTH OR THIRTY DAYS FROM THIS INTERVIEW DATE, OR THE MAILING DATE OF THIS INTERVIEW SUMMARY FORM, WHICHEVER IS LATER, TO FILE A STATEMENT OF THE SUBSTANCE OF THE INTERVIEW. See Summary of Record of Interview requirements on reverse side or on attached sheet.

/TING LEE/ Primary Examiner, Art Unit 2173	

Summary of Record of Interview Requirements

Manual of Patent Examining Procedure (MPEP), Section 713.04, Substance of Interview Must be Made of Record
A complete written statement as to the substance of any face-to-face, video conference, or telephone interview with regard to an application must be made of record in the application whether or not an agreement with the examiner was reached at the interview.

Title 37 Code of Federal Regulations (CFR) § 1.133 Interviews
Paragraph (b)

In every instance where reconsideration is requested in view of an interview with an examiner, a complete written statement of the reasons presented at the interview as warranting favorable action must be filed by the applicant. An interview does not remove the necessity for reply to Office action as specified in §§ 1.111, 1.135. (35 U.S.C. 132)

37 CFR §1.2 Business to be transacted in writing.
All business with the Patent or Trademark Office should be transacted in writing. The personal attendance of applicants or their attorneys or agents at the Patent and Trademark Office is unnecessary. The action of the Patent and Trademark Office will be based exclusively on the written record in the Office. No attention will be paid to any alleged oral promise, stipulation, or understanding in relation to which there is disagreement or doubt.

The action of the Patent and Trademark Office cannot be based exclusively on the written record in the Office if that record is itself incomplete through the failure to record the substance of interviews.

It is the responsibility of the applicant or the attorney or agent to make the substance of an interview of record in the application file, unless the examiner indicates he or she will do so. It is the examiner's responsibility to see that such a record is made and to correct material inaccuracies which bear directly on the question of patentability.

Examiners must complete an Interview Summary Form for each interview held where a matter of substance has been discussed during the interview by checking the appropriate boxes and filling in the blanks. Discussions regarding only procedural matters, directed solely to restriction requirements for which interview recordation is otherwise provided for in Section 812.01 of the Manual of Patent Examining Procedure, or pointing out typographical errors or unreadable script in Office actions or the like, are excluded from the interview recordation procedures below. Where the substance of an interview is completely recorded in an Examiners Amendment, no separate Interview Summary Record is required.

The Interview Summary Form shall be given an appropriate Paper No., placed in the right hand portion of the file, and listed on the "Contents" section of the file wrapper. In a personal interview, a duplicate of the Form is given to the applicant (or attorney or agent) at the conclusion of the interview. In the case of a telephone or video-conference interview, the copy is mailed to the applicant's correspondence address either with or prior to the next official communication. If additional correspondence from the examiner is not likely before an allowance or if other circumstances dictate, the Form should be mailed promptly after the interview rather than with the next official communication.

The Form provides for recordation of the following information:
- Application Number (Series Code and Serial Number)
- Name of applicant
- Name of examiner
- Date of interview
- Type of interview (telephonic, video-conference, or personal)
- Name of participant(s) (applicant, attorney or agent, examiner, other PTO personnel, etc.)
- An indication whether or not an exhibit was shown or a demonstration conducted
- An identification of the specific prior art discussed
- An indication whether an agreement was reached and if so, a description of the general nature of the agreement (may be by attachment of a copy of amendments or claims agreed as being allowable). Note: Agreement as to allowability is tentative and does not restrict further action by the examiner to the contrary.
- The signature of the examiner who conducted the interview (if Form is not an attachment to a signed Office action)

It is desirable that the examiner orally remind the applicant of his or her obligation to record the substance of the interview of each case. It should be noted, however, that the Interview Summary Form will not normally be considered a complete and proper recordation of the interview unless it includes, or is supplemented by the applicant or the examiner to include, all of the applicable items required below concerning the substance of the interview.

A complete and proper recordation of the substance of any interview should include at least the following applicable items:
1) A brief description of the nature of any exhibit shown or any demonstration conducted,
2) an identification of the claims discussed,
3) an identification of the specific prior art discussed,
4) an identification of the principal proposed amendments of a substantive nature discussed, unless these are already described on the Interview Summary Form completed by the Examiner,
5) a brief identification of the general thrust of the principal arguments presented to the examiner,
   (The identification of arguments need not be lengthy or elaborate. A verbatim or highly detailed description of the arguments is not required. The identification of the arguments is sufficient if the general nature or thrust of the principal arguments made to the examiner can be understood in the context of the application file. Of course, the applicant may desire to emphasize and fully describe those arguments which he or she feels were or might be persuasive to the examiner.)
6) a general indication of any other pertinent matters discussed, and
7) if appropriate, the general results or outcome of the interview unless already described in the Interview Summary Form completed by the examiner.

Examiners are expected to carefully review the applicant's record of the substance of an interview. If the record is not complete and accurate, the examiner will give the applicant an extendable one month time period to correct the record.

Examiner to Check for Accuracy

If the claims are allowable for other reasons of record, the examiner should send a letter setting forth the examiner's version of the statement attributed to him or her. If the record is complete and accurate, the examiner should place the indication, "Interview Record OK" on the paper recording the substance of the interview along with the date and the examiner's initials.

Continuation of Substance of Interview including description of the general nature of what was agreed to if an agreement was reached, or any other comments: At the applicant's request, the examiner met with the previous examiner (Guertin) and discussed the substance of the interview conducted on 03/26/2009. Examiner Guertin gave an overview of the invention as well as how the features of the invention translates to the claimed limitations. Also, the examiner viewed the demonstration of the invention provided on the applicant's spacetime website. The examiner informed the applicant's representative about the substance of the meeting with examiner Guertin .

.

DETAILED ACTION

1. The preliminary amendment filed on 25 March 2009 has been received and entered; by this amendment, the applicant has cancelled claims 1-66 and added new claims 67-138. Claims 67-138 as amended are pending in the application.

Claim Rejections - 35 USC § 103

The following is a quotation of 35 U.S.C. 103(a) which forms the basis for all obviousness rejections set forth in this Office action:

> (a) A patent may not be obtained though the invention is not identically disclosed or described as set forth in section 102 of this title, if the differences between the subject matter sought to be patented and the prior art are such that the subject matter as a whole would have been obvious at the time the invention was made to a person having ordinary skill in the art to which said subject matter pertains. Patentability shall not be negatived by the manner in which the invention was made.

2. Claims 67-76, 81-82, 84-90, 94-99, 102-103, 110-114, 117-120, 123-124 and 129-136 are rejected under 35 U.S.C. 103(a) as being unpatentable over Gottesman et al. U.S. Publication 2003/0164827 (hereinafter "Gottesman") and Freeman et al. U.S. Patent 6,725,427 (hereinafter "Freeman").

Referring to claim 67, Gottesman teaches a method comprising receiving an input from an end user (input of a search query as shown in Figure 1B) (Gottesman: page 3, paragraph 0038); capturing a computing output from at least one computer source in response to the input (obtaining a list of search results from the database that match the input query parameters) (Gottesman: page 3, paragraphs 0038-0039); displaying at least a portion of the computing output on at least two objects within a 3D space (the list of search results matching the input query parameters are displayed as objects in a three-dimensional perspective, as shown in Figure 1A for example) (Gottesman: page 1,

paragraphs 0012 and page 4, paragraph 0046), wherein a first one of the at least two objects is displayed in a foreground of the 3D space and a second one of the at least two objects is displayed in a background of the 3D space (the objects shown in Figures 1A and 1C are displayed in three dimensions, allowing objects to be displayed along the z-axis) (Gottesman: page 1, paragraphs 0012 and 0014). However, although Gottesman teaches moving the objects on the 3D space in response to user interaction (the data objects' positions can change so that it is either traveling towards or away from the viewer in response to moving the viewpoint along a selected path) (Gottesman: page 1, paragraph 0014 and abstract), Gottesman fails to explicitly teach displaying at least one navigation icon, wherein the at least one navigation icon can be interacted with to at least move the second one of the at least two objects to the foreground of the 3D space. Freeman teaches a graphical user interface that allows users to input a search query and display the result of the query (Freeman: column 4, lines 52-65 and Figure 1) similar to that of Gottesman. In addition, Freeman further teaches displaying a navigation icon that can be interacted with to move the plurality of windows (user selection of the backward and forward arrow buttons shown at the bottom left scrollbar of Figure 1 causes the overlapping objects to be scrolled through, i.e. the objects at the back can be moved to the front and vise versa) (Freeman: column 6, lines 36-42). It would have been obvious to one of ordinary skill in the art, having the teachings of Gottesman and Freeman before him at the time the invention was made, to modify the movement of the objects displaying information in 3D space in response to user interaction of Gottesman to include the navigator that allows the user to move the objects displayed in the background to the foreground and vise versa, as taught by Freeman. One would have

been motivated to make such a combination in order to provide easy and fast access to desired information that is currently obscured by other displayed objects.

Referring to claim 68, Gottesman, as modified, teach displaying the at least two objects within a simulated 3D Cartesian space (the objects displayed in 3D space shown in Figures 1A and 1C of Gottesman for example).

Referring to claim 69, Gottesman, as modified, teach receiving a search query entered by the end user (user inputs a search query as shown in Figure 1B) (Gottesman: page 3, paragraph 0038).

Referring to claim 70, Gottesman, as modified, teach receiving a search result list from a network server (the search engine searches the databases for a list of results that match the query parameters, the databases residing on network servers) (Gottesman: page 4, paragraph 0047), wherein the search result list is generated in response to the search query and includes a plurality of search results (in response to user input of a search query in Figure 1B, a list of search results matching the input query parameters is obtained) (Gottesman: page 3, paragraphs 0038-0039).

Referring to claim 71, Gottesman, as modified, teaches displaying information from a first one of the plurality of search results on a first one of the at least two objects and displaying information from a second one of the plurality of search results on a second one of the at least two objects (the search results obtained from the search query are represented/displayed as a plurality of objects, the objects being displayed to provide information about the specific search result to the user) (Gottesman: page 1, paragraphs 0012-0013).

Referring to claim 72, Gottesman, as modified, teach displaying information from the search result list on a first one of the at least two objects and displaying information from a first one of the plurality of search results on a second one of the at least two objects (the search results obtained from the search query are represented/displayed as a plurality of objects, the objects being displayed to provide information about the specific search result to the user) (Gottesman: page 1, paragraphs 0012-0013).

Referring to claim 73, Gottesman, as modified, teach rendering a first portion of the computing output, rendering a second portion of the computing output (the results of the search are obtained) (Gottesman: page 1, paragraphs 0012-0013); capturing a first image of the rendered first portion of the computer output, capturing a second image of the rendered second portion of the computing output (for example, the search results might be images from an image database) (Gottesman: page 4, paragraph 0040); texturing the first image on the first one of the at least two objects and texturing the second image on the second one of the at least two objects (the images are displayed as objects, i.e. data containers) (Gottesman: page 1, paragraphs 0012-0013 and page 4, paragraph 0040).

Referring to claim 74, Gottesman, as modified, teach capturing a bitmap of the rendered first portion of the computing output and texturing the bitmap on the first one of the at least two objects (the three dimensional space displays objects comprising bitmaps, i.e. images representing the results of the search query) (Gottesman: page 3, paragraph 0034 page 4, paragraph 0045).

Referring to claim 75, Gottesman, as modified, teach rendering the first portion of the computing output using a native application (the interface that provides searching and

displaying can be provided by a computer application) (Gottesman: page 3, paragraph 0038), wherein the first portion of the computing output is selected from a list consisting of a web page, an image file, a video file, a PDF file, a flash file, a document file, a PowerPoint file, a 3D and a music file (for example the search results could be images from an image database) (Gottesman: page 4, paragraph 0040).

Referring to claim 76, Gottesman, as modified, teach wherein displaying at least one navigation icon further comprises displaying at least a forward arrow icon and a backward arrow icon, wherein the forward arrow icon is interacted with to move the second one of the at least two objects from the background of the 3D space to the foreground of the 3D space and the backward arrow icon is interacted with to move the second one of the at least two objects from the foreground of the 3D space to the background of the 3D space (user selection of the backward and forward arrow buttons shown at the bottom left scrollbar of Figure 1 causes the document windows to be scrolled through accordingly, i.e. the document windows at the back can be moved to the front and vise versa depending on the arrow selected) (Freeman: column 6, lines 36-42).

Referring to claim 81, Gottesman, as modified, teach displaying a database that includes at least information corresponding to the at least two objects within the 3D space (Figure 1A shows a display that includes objects corresponding to query information obtained from one or more databases) (Gottesman: page 1, paragraph 0012 and pages 3-4, paragraph 0039).

Referring to claim 82, Gottesman, as modified, teach adjusting the viewpoint of the 3D space toward the at least two objects in response to the end user interacting with the information in the database (the viewpoint of the 3D space can be adjusted towards

objects representing search results based on a selected path) (Gottesman: page 1, paragraph 0014 and page 3, paragraph 0036 and Abstract).

Referring to claim 84, Gottesman, as modified, teach launching a native application in response to the end user interacting with a first one of the at least two objects (user selection of a displayed object/data container causes an associated function to be performed by the program) (Gottesman: page 2, paragraph 0028 and page 4, paragraph 0043), wherein the native application is selected based on a type of information displayed on the first one of the at least two objects (the function executed depends on the data container's properties shown in Figure 3; for example, when the data container displays information regarding a webpage, selection of the data container causes the program to download the associated URL) (Gottesman: page 4, paragraph 0043 and page 5, paragraph 0049).

Referring to claim 85, Gottesman, as modified, teach displaying a portion of the computing output on the first one of the at least two objects (displaying a search result on a data container object) (Gottesman: page 3, paragraph 0034), wherein the porting of the computing output is selected from a list consisting of a web page, an image file, a video file, a PDF file, a flash file, a document file, a PowerPoint file, a 3D file and a music file (for example the search results could be images from an image database) (Gottesman: page 4, paragraph 0040 and page 5, paragraph 0048).

Referring to claim 86, Gottesman, as modified, teach displaying a web page corresponding to a portion of the computing output displayed on the first one of the at least two objects in a two-dimensional (2D) window in response to the end user interacting with the first one of the at least two objects (user selection of one of the

displayed objects, i.e. a data object representing a web page, results in execution of the corresponding function, i.e. the web page linked to the data object is retrieved) (Gottesman: page 4, paragraphs 0043 and page 5, paragraph 0049).

Referring to claim 87, Gottesman, as modified, teach displaying a new 3D space in response to the end user interacting with the first one of the at least two objects, wherein the new 3D space includes at least one additional object (upon user selection of one of the objects 10, a new object is displayed, as shown in Figure 1) (Freeman: column 8, lines 3-15).

Referring to claim 88, Gottesman, as modified, teach receiving a second input from the end user that identifies the network server (the data object may contain URL to a web server; second input of user selection of the data object causes the URL from the web server to be downloaded) (Gottesman: page 4, paragraph 0040).

Referring to claim 89, Gottesman, as modified, teach wherein the at least one computer source is at least one local memory device (the searched database may be residing on the user's computer) (Gottesman: page 4, paragraphs 0046-0047).

Referring to claim 90, Gottesman, as modified teach wherein the at least one computer source is at least one network server (the searched database may be residing on a network server) (Gottesman: page 4, paragraphs 0046-0047).

Referring to claim 94, Gottesman, as modified, teach a method comprising receiving a search query from an end user (user input of a search query with the input method) (Gottesman: page 3, paragraph 0033 and further shown in Figure 1B); receiving a search result from at least one computer source in response to the search query (obtaining a list of search results from the database that match the input query

parameters) (Gottesman: page 3, paragraphs 0038-0039), wherein the search result identifies a plurality of websites related to the search query (displaying search results including a plurality of URL links for web pages) (Gottesman: page 5, paragraph 0049); displaying the search result on a plurality of objects within a 3D space (the list of search results matching the input query parameters are displayed as objects in a three-dimensional perspective, as shown in Figure 1A for example) (Gottesman: page 1, paragraphs 0012 and page 4, paragraph 0046), wherein a first one of the plurality of objects includes information from a first one of the plurality of websites and is displayed in a foreground of the 3D space, a second one of the plurality of window includes information from a second one of the plurality of websites and is displayed in a background of the 3D space, and a third one of the plurality of objects includes information from a third one of the plurality of websites and is displayed in the background of the 3D space (the objects shown in Figures 1A and 1C are displayed in three dimensions, allowing objects to be displayed along the z-axis; the objects includes information from the plurality of files, i.e. thumbnail of the associated web page) (Gottesman: page 1, paragraphs 0012 and 0014 and page 5, paragraphs 0049-0050). However, although Gottesman teaches moving the second and third objects to the foreground of the 3D space in response to user interaction (the data objects' positions can change so that it is either traveling towards or away from the viewer in response to moving the viewpoint along a selected path) (Gottesman: page 1, paragraph 0014 and abstract), Gottesman fails to explicitly teach that the objects displaying the search results are windows and displaying at least a forward arrow and a backward arrow, wherein selection of the arrows causes the objects to move correspondingly. Freeman teaches a

graphical user interface that allows users to input a search query and display the result of the query (Freeman: column 4, lines 52-65 and Figure 1) similar to that of Gottesman. In addition, Freeman further teaches the display of objects on a plurality of windows (as shown by the stacked document windows in Figure 1 of Freeman) and displaying at least a forward and a backward arrow (the forward and backward arrow buttons of the scrollbar 20 shown in Figure 1 of Freeman), wherein the second one of the plurality of windows is moved from the background of the 3D space to the foreground of the 3D space if the end user interacts with the forward arrow and the scone one of the plurality of windows is moved from the foreground of the 3D space to the background of the 3D space if the end user interacts with the backward arrow (user selection of the backward and forward arrow buttons shown at the bottom left scrollbar of Figure 1 causes the document windows to be scrolled through accordingly, i.e. the document windows at the back can be moved to the front and vise versa depending on the arrow selected) (Freeman: column 6, lines 36-42). It would have been obvious to one of ordinary skill in the art, having the teachings of Gottesman and Freeman before him at the time the invention was made, to modify the movement of the objects displaying information in 3D space in response to user interaction of Gottesman to include the arrows that forward and backward arrows that allow the user to move the windows displayed in the background to the foreground and vise versa, as taught by Freeman. One would have been motivated to make such a combination in order to provide easy and fast access to desired information that is currently obscured by other displayed objects.

Referring to claim 95, Gottesman, as modified, teach wherein the plurality of websites are arranged sequentially in the search result (the search results displaying the

web page URLs are in an ordered list) (Gottesman: page 5, paragraph 0048), the first one of the plurality of websites is literally the first sequential website identified in the search result, the second one of the plurality of websites is literally the second sequential website identified in the search result, and the third one of the plurality of websites is literally the third sequential website identified in the search result (the search results displaying the web page URLs are in an ordered list) (Gottesman: page 5, paragraph 0048).

Referring to claim 96, Gottesman, as modified, teach wherein the first one of the plurality of windows at least partially overlaps at least a portion of at least one of the second and third ones of the plurality of windows (as shown in Figure 1, the document windows are displayed in overlapping fashion) (Freeman: column 15, lines 23-27).

Referring to claim 97, Gottesman, as modified, teach wherein displaying the search result on a plurality of windows within a 3D space further comprises displaying the first one of the plurality of windows in the foreground of the 3D space, displaying the third one of the plurality of windows in the background of the 3D space, and displaying the second one of the plurality of windows in the background of the 3D space, wherein the second one of the plurality of windows is in front of the third one of the plurality of windows and behind the first one of the plurality of windows (the list of page windows are displayed in an ordered sequence in which the first page window is in front of the second page window, which is in front of the third page window, etc., as shown in Figure 1) (Freeman: column 2, lines 23-25 and column 6, lines 36-42).

Referring to claim 98, Gottesman, as modified, teach rendering a first one of the plurality of websites using a native application (the interface that provides searching and

displaying can be provided by a computer application) (Gottesman: page 3, paragraph 0038 and page 5, paragraph 0050); capturing an image of at least a portion of the first one of the plurality of websites (capturing an image or graphic of the web page) (Gottesman: page 1, paragraphs 0012-0013, page 4, paragraph 0040 and page 5, paragraphs 0049-0050); and texturing the image on the first one of the plurality of windows within the 3D space (displaying the image/graphic on the object/window in 3D space) (Gottesman: page 1, paragraphs 0012-0013, page 4, paragraph 0040 and page 5, paragraphs 0049-0050).

Referring to claim 99, Gottesman, as modified, teach wherein displaying the search result on a plurality of windows within a 3D space further comprises at least capturing a bitmap of at least a portion of a first one of the plurality of websites (capturing an bitmap, or graphical snapshot of the web page) (Gottesman: page 1, paragraphs 0012-0013, page 4, paragraph 0040 and page 5, paragraphs 0049-0050) and texturing the bitmap on the first one of the plurality of windows within the 3D space (displaying the bitmap/graphic on the object/window in 3D space) (Gottesman: page 1, paragraphs 0012-0013, page 4, paragraph 0040 and page 5, paragraphs 0049-0050).

Referring to claim 102, Gottesman, as modified, teach displaying a database that includes information corresponding to the first one of the plurality of windows in the 3D space (Figure 1A shows a display that includes objects, such as a first page window corresponding to query information obtained from one or more databases) (Gottesman: page 1, paragraph 0012 and pages 3-4, paragraph 0039).

Referring to claim 103, Gottesman, as modified, teach receiving a second query from an end user (the input screen show in Figure 1B of Gottesman allows the user to enter a plurality of search queries); receiving a second search result from one of the at

least one computer source and at least one other computer source in response to the search query (a plurality of results from the database matching the search queries are received) (Gottesman: page 1, paragraph 0012 and page 5, paragraphs 0048) wherein the second search result includes a second search result list, the second search result list includes information on a second plurality of websites related to the second search query (the search result may be URL links to websites displayed as thumbnails or snapshots of the websites) (Gottesman: page 5, paragraph 0049) displaying the second search result as a second plurality of windows within the 3D space (the users can create a plurality of sub streams, i.e. sets of search results to categorize and display) (Freeman: column 4, lines 52-65 and column , line 67-column 7, line 6), wherein a first one of the second plurality of windows includes information on the first one of the second plurality of websites and is displayed in the foreground of the 3D space, a second one of the second plurality of windows includes information from the second one of the second plurality of websites and is displayed in the background of the 3D space, and a third one of the second plurality of windows includes information from the third one of the second plurality of websites and is displayed in the background of the 3D space (the objects shown in Figures 1A and 1C are displayed in three dimensions, allowing objects to be displayed along the z-axis; the objects includes information from the plurality of files, i.e. thumbnail of the associated web page) (Gottesman: page 1, paragraphs 0012 and 0014 and page 5, paragraphs 0049-0050.

Referring to claim 110, Gottesman, as modified, teach receiving data identifying the at least one computer source from the end user (as shown in Figure 1B of Gottesman, the user can select the computer source, i.e. database to search on the query input screen).

Referring to claim 111, Gottesman, as modified, teach presenting a web page corresponding to a first one of the plurality of websites in response to the end user interacting with at least a portion of the first one of the plurality of windows (Gottesman teaches that user selection of a displayed objects results in the display of the associated search result; Freeman further teaches that user selection of one of the document windows results in the display of the corresponding document in window 100) (Gottesman: page 4, paragraph 0043; Freeman: column 8, lines 3-15 and further shown in Figure 1).

Referring to claim 112, Gottesman, as modified, teach wherein presenting a web page further comprises displaying the web page on a two dimensional (2D) window (display of the 2D window 100 in response to user selection of the corresponding page) (Freeman: column 8, lines 3-15 and further shown in Figure 1).

Referring to claim 113, Gottesman, as modified, teach wherein the at least one computer source is one of a local computer source and a network server (searching can occur either on the user's local computer or on a network server) (Gottesman: page 4, paragraphs 0046-0047).

Referring to claim 114, Gottesman, as modified, teach wherein the information from a first one of the plurality of websites is selected from a list consisting of a web page, an image file, a video file, a PDF file, a flash file, a document file, a PowerPoint file, a 3D file, and a music file (the associated information may be web pages) (Gottesman: page 5, paragraph 0049).

Referring to claim 117, Gottesman teaches a system comprising a display screen (Gottesman: page 2, paragraph 0017); an input device for receiving a search query from

an end user (user input of a search query with the input method) (Gottesman: page 3, paragraph 0033 and further shown in Figure 1B); a processor module operatively coupled to the display screen and the user input device (Gottesman: page 2, paragraph 0028 and page 5, paragraph 0050); and a memory module operatively coupled to the processor module (Gottesman: page 2, paragraph 0028), the memory module comprising executable code for the processor module to: receiving via a communication path a search result from at least one computer source in response to the search query (obtaining a list of search results from the database that match the input query parameters) (Gottesman: page 3, paragraphs 0038-0039), wherein the search result includes at least a plurality of links to a plurality of files related to the search query (displaying search results including a plurality of URL links to a plurality of files, i.e. web pages) (Gottesman: page 5, paragraph 0049); display the search results on a plurality of objects within a 3D space (the list of search results matching the input query parameters are displayed as objects in a three-dimensional perspective, as shown in Figure 1A for example) (Gottesman: page 1, paragraphs 0012 and page 4, paragraph 0046), wherein a first one of the plurality of objects includes information from a first one of a plurality of files and is displayed in the foreground of the 3D space, and a second one of the plurality of windows includes information from a second one of the plurality of files and is displayed in the background of the 3D space (the objects shown in Figures 1A and 1C are displayed in three dimensions, allowing objects to be displayed along the z-axis; the objects includes information from the plurality of files, i.e. thumbnail of the associated web page) (Gottesman: page 1, paragraphs 0012 and 0014 and page 5, paragraphs 0049-0050). However, although Gottesman teaches moving the second and third objects to the

foreground of the 3D space in response to user interaction (the data objects' positions can change so that it is either traveling towards or away from the viewer in response to moving the viewpoint along a selected path) (Gottesman: page 1, paragraph 0014 and abstract), Gottesman fails to explicitly teach that the objects displaying the search results are windows and displaying a navigator that can be interacted with to cause the objects to move. Freeman teaches a graphical user interface that allows users to input a search query and display the result of the query (Freeman: column 4, lines 52-65 and Figure 1) similar to that of Gottesman. In addition, Freeman further teaches the display of objects on a plurality of windows (as shown by the stacked document windows in Figure 1 of Freeman) and displaying a navigator that can be interacted with to move the plurality of windows (user selection of the backward and forward arrow buttons shown at the bottom left scrollbar of Figure 1 causes the document windows to be scrolled through, i.e. the document windows at the back can be moved to the front and vise versa) (Freeman: column 6, lines 36-42). It would have been obvious to one of ordinary skill in the art, having the teachings of Gottesman and Freeman before him at the time the invention was made, to modify the movement of the objects displaying information in 3D space in response to user interaction of Gottesman to include the navigator that allows the user to move the windows displayed in the background to the foreground and vise versa, as taught by Freeman. One would have been motivated to make such a combination in order to provide easy and fast access to desired information that is currently obscured by other displayed objects.

Referring to claim 118, Gottesman, as modified, teach wherein the processor module displays the search result on a plurality of windows within a 3D space by

displaying the plurality of windows within a simulated 3D Cartesian space (the objects displayed in 3D space shown in Figures 1A and 1C of Gottesman for example).

Referring to claim 119, Gottesman, as modified, teach wherein the processor module displays the search result on the plurality of windows by at least rendering at least a portion of the first one of the plurality of files using an application (the interface that provides searching and displaying can be provided by a computer application) (Gottesman: page 3, paragraph 0038 and page 5, paragraph 0050), capturing an image of the at least a portion of the first one of the plurality of files (capturing an image or graphic of the web page) (Gottesman: page 1, paragraphs 0012-0013, page 4, paragraph 0040 and page 5, paragraphs 0049-0050) and texturing the image on the first one of the plurality of windows within in the 3D space (displaying the image/graphic on the object/window in 3D space) (Gottesman: page 1, paragraphs 0012-0013, page 4, paragraph 0040 and page 5, paragraphs 0049-0050).

Referring to claim 120, Gottesman, as modified, teach wherein the processor module displays the search results on the plurality of windows by at least rendering at least a portion of the first one of the plurality of files using a native application (the interface that provides searching and displaying can be provided by a computer application) (Gottesman: page 3, paragraph 0038 and page 5, paragraph 0050), capturing a bitmap of the at least a portion of the first one of the plurality of files (capturing a bitmap, or graphical snapshot of the web page) (Gottesman: page 1, paragraphs 0012-0013, page 4, paragraph 0040 and page 5, paragraphs 0049-0050), and texturing the bitmap on the first one of the plurality of windows within the 3D space (displaying the

bitmap/graphic on the object/window in 3D space) (Gottesman: page 1, paragraphs 0012-0013, page 4, paragraph 0040 and page 5, paragraphs 0049-0050).

Referring to claim 123, Gottesman, as modified, teach displaying a database that includes information corresponding to the first one of the plurality of windows in the 3D space (Figure 1A shows a display that includes objects, such as a first page window corresponding to query information obtained from one or more databases) (Gottesman: page 1, paragraph 0012 and pages 3-4, paragraph 0039).

Referring to claim 124, Gottesman, as modified, teach receiving a second search result from one of the at least one computer source and at least one other computer source in response to a second search query (a plurality of results from the database matching the search queries are received) (Gottesman: page 1, paragraph 0012 and page 5, paragraphs 0048) wherein the second search result includes a second plurality of links to a second plurality of files related to the second search query (the search result may be URL links to websites and the displayed as thumbnails or snapshots of the websites) (Gottesman: page 5, paragraph 0049); and displaying the second search result as a second plurality of windows within the 3D space (the users can create a plurality of sub streams, i.e. sets of search results to categorize and display) (Freeman: column 4, lines 52-65 and column , line 67-column 7, line 6), wherein a first one of the second plurality of windows includes information on the first one of the second plurality of files and is displayed in the foreground of the 3D space, a second one of the second plurality of windows includes information from the second one of the second plurality of filed and is displayed in the background of the 3D space (the objects shown in Figures 1A and 1C are displayed in three dimensions, allowing objects to be displayed along the z-axis; the objects include

information from the plurality of files, i.e. thumbnails of the associated web pages) (Gottesman: page 1, paragraphs 0012 and 0014 and page 5, paragraphs 0049-0050.

Referring to claim 129, Gottesman, as modified, teach wherein the input device receives data from the end user (using the mouse to select a displayed object) (Gottesman: page 4, paragraph 0043), the data being used by the processor module to select the at least one computer source (using the mouse to select a displayed object) (Gottesman: page 4, paragraph 0043).

Referring to claim 130, Gottesman, as modified, teach wherein the processor module further displays at least a portion of the first one of the plurality of files on a two dimensional (2D) window on the display screen in response to the end user interacting with at least a portion of the first one of the plurality of windows (Gottesman teaches that user selection of a displayed objects results in the display of the associated search result; Freeman further teaches that user selection of one of the document windows results in the display of the corresponding document in window 100) (Gottesman: page 4, paragraph 0043; Freeman: column 8, lines 3-15 and further shown in Figure 1).

Referring to claim 131, Gottesman, as modified, teach wherein the communication path is selected from a list consisting of a local bus connected to a local memory device and a network connected to a network server (searching can occur either on the user's local computer or on a network server) (Gottesman: page 4, paragraphs 0046-0047).

Referring to claim 132, Gottesman, as modified, teach wherein the first one of the plurality of files is selected from a list of consisting of a web page, an image file, a video

file, a PDF file, a flash file, a document file, a PowerPoint file, a 3D file and a music file (the associated files may be web pages) (Gottesman: page 5, paragraph 0049).

Referring to claim 133, Gottesman, as modified, teach wherein the processor module displays a navigator icon by displaying a next icon and a previous icon (the forward and backward arrow buttons of the scrollbar 20 shown in Figure 1 of Freeman), wherein the processor module moves the second one of the plurality of windows from the background of the 3D space to the foreground of the 3D space in response to the end user interacting with the next icon, and moves the second one of the plurality of windows from the foreground of the 3D space to the background of the 3D space in response to the end user interacting with the previous icon (user selection of the backward and forward arrow buttons shown at the bottom left scrollbar of Figure 1 causes the document windows to be scrolled through accordingly, i.e. the document windows at the back can be moved to the front and vise versa depending on the arrow selected) (Freeman: column 6, lines 36-42).

Referring to claim 134, Gottesman, as modified, teach displaying a new 3D space in response to the end user interacting with the first one of the plurality of windows, wherein the new 3D space includes at least one additional window (upon user selection of one of the document windows 10, a new window 100 is displayed, as shown in Figure 1) (Freeman: column 8, lines 3-15).

Referring to claim 135, Gottesman, as modified, teach wherein the plurality of links are arranged sequentially in the search result (the search results are an ordered list of files) (Gottesman: page 5, paragraph 0048), the first one of the plurality of files is retrieved using the first sequential link provided in the search result, and the second one

of the plurality of files is retrieved using the second sequential link provided in the search result (user selection of the links results in the function of displaying data associated with links from the search result) (Gottesman: page 4, paragraph 0043 and page 5, paragraph 0049).

Referring to claim 136, Gottesman, as modified, teach wherein the first one of the plurality of windows partially overlaps at least a portion of the second one of the plurality of windows in the 3D space (as shown in Figure 1, the document windows are displayed in overlapping fashion) (Freeman: column 15, lines 23-27).

3. Claims 77-79, 101, 104, 106, 108-109, 122, 125 and 127 are rejected under 35 U.S.C. 103(a) as being unpatentable over Gottesman et al. U.S. Publication 2003/0164827 (hereinafter "Gottesman") and Freeman et al. U.S. Patent 6,725,427 (hereinafter "Freeman"), as applied to claims 67, 94 and 117 above, and further in view of Kahl et al. U.S. Patent 5,428,735 (hereinafter "Kahl").

Referring to claims 77, 101 and 122, Gottesman and Freeman teach all of the limitations as applied to claims 67, 94 and 117 above. However, although Gottesman and Freeman teach displaying search results on at least two objects in 3D space, Gottesman and Freeman fail to explicitly teach displaying a timeline that includes a first icon corresponding to the first one of the at least two objects in the 3D space. Kahl teaches a graphical user interface that allows users to obtain results to search queries (Kahl: Figure 2a) similar to that of Gottesman and Freeman. In addition, Kahl further teaches displaying a timeline that includes a first icon corresponding to the first one of at least

two objects (the first icon 72 in timeline 70 represents the first search result, as shown in Figure 2a) (Kahl: column 5, lines 32-40 and column 6, lines 49-66). It would have been obvious to one of ordinary skill in the art, having the teachings of Gottesman, Freeman and Kahl before him at the time the invention was made, to modify the display of search results on objects in 3D space of Gottesman and Freeman to include the display of an icon on a timeline corresponding to the search results, as taught by Kahl, in order to obtain the display of a timeline that includes a first icon corresponding to the first one of the at least two objects in the 3D space. One would have been motivated to make such a combination in order to provide users with a visual representation of information and allowing the users to quickly and easily retrieve desired sets of information for viewing.

Referring to claim 78, Gottesman, as modified teach receiving a second input from the end user (users can input a plurality of search queries) (Kahl: column 4, line 66-column 5, line 10); capturing a second computing output from one of the at least one computing source and at least one other computing source in response to the second input (a second set of search results is captured) (Kahl: column 4, line 66-column 5, line 10, column 6, lines 49-66 and further shown in Figure 2b); displaying at least a portion of the second computing output on at least one object within the 3D space (users can input a plurality of searches; search results captured from one or more databases can be displayed on an object/data container in 3D space) (Gottesman: page 1, paragraph 0012 and pages 3-4, paragraphs 0039-0040), wherein a first one of the at least one object is displayed in the foreground of the 3D space (the objects shown in Figures 1A and 1C are displayed in three dimensions, allowing objects to be displayed along the z-axis) (Gottesman: page 1, paragraphs 0012 and 0014); and including a second icon in the

timeline, wherein the second icon corresponds to the first one of the at least one object in the 3D space (the timeline displays a plurality of icons, as shown by Figure 2b of Kahl).

Referring to claim 79, Gottesman, as modified, teach adjusting the viewpoint of the 3D space toward the at least two objects in response to the end user interacting with the first icon in the timeline (Gottesman teaches that the viewpoint of the 3D space can be adjusted towards objects representing search results; Kahl teaches that users can select the icons, i.e. first or second icons in the timeline in order to view the corresponding search results) (Gottesman: page 1, paragraph 0014 and page 3, paragraph 0036; Kahl: column 8, line 36-column 9, line 35) and adjusting the viewpoint of the 3D space toward the at least one object in response to the end user interacting with the second icon in the timeline (Gottesman teaches that the viewpoint of the 3D space can be adjusted towards objects representing search results; Kahl teaches that users can select the icons, i.e. first or second icons in the timeline in order to view the corresponding search results) (Gottesman: page 1, paragraph 0014 and page 3, paragraph 0036; Kahl: column 8, line 36-column 9, line 35).

Referring to claims 104 and 125, Gottesman, as modified, teach displaying a timeline that includes a first icon corresponding to the plurality of windows and a second icon corresponding to the second plurality of windows (the first icon in the timeline represents the first set of search results and the second icon corresponds to the second set of search results, as shown in Figure 2b) (Kahl: column 5, lines 32-40 and column 6, lines 49-66); adjusting the viewpoint of the 3D space so that the end user can see at least a portion of the plurality of windows in response to the end user interacting with the first icon (Gottesman teaches that the viewpoint of the 3D space can be adjusted towards

objects representing search results; Kahl teaches that users can select the icons, i.e. first or second icons in the timeline in order to view the corresponding search results) (Gottesman: page 1, paragraph 0014 and page 3, paragraph 0036; Kahl: column 8, line 36-column 9, line 35); and adjusting the viewpoint of the 3D space so that the end user can see at least a portion of the second plurality of windows in response to the end user interacting with the second icon (Gottesman teaches that the viewpoint of the 3D space can be adjusted towards objects representing search results; Kahl teaches that users can select the icons, i.e. first or second icons in the timeline in order to view the corresponding search results) (Gottesman: page 1, paragraph 0014 and page 3, paragraph 0036; Kahl: column 8, line 36-column 9, line 35).

Referring to claims 106 and 127, Gottesman, as modified, teach displaying a database that includes a first set of information corresponding to the plurality of windows and a second set of information corresponding to the second plurality of windows (Figure 2b shows a database that displays a first set of search results and a second set of search results) (Kahl: column 2, lines 23-36); adjusting the viewpoint of the 3D space so that the end user can see at least a portion of the plurality of windows in response to the end user interacting with the first set of information (Gottesman teaches that the viewpoint of the 3D space can be adjusted towards objects representing search results; Kahl teaches that users can select the icons, i.e. first or second icons in the timeline in order to view the corresponding search results) (Gottesman: page 1, paragraph 0014 and page 3, paragraph 0036; Kahl: column 8, line 36-column 9, line 35); and adjusting the viewpoint of the 3D space so that the end user can see at least a portion of the second plurality of windows in response to the end user interacting with the second set of information (Gottesman

teaches that the viewpoint of the 3D space can be adjusted towards objects representing search results; Kahl teaches that users can select the icons, i.e. first or second icons in the timeline in order to view the corresponding search results) (Gottesman: page 1, paragraph 0014 and page 3, paragraph 0036; Kahl: column 8, line 36-column 9, line 35).

Referring to claim 108, Gottesman, as modified, teach receiving a uniform resource locator (URL) from the end user (users can select the displayed page windows, the page windows can be internet web sites) (Freeman: column 6, lines 35-42 and column 9, lines 46-50); receiving web page information from one of the at least one computer source and at least one other computer source in response to the URL (user selection of the displayed web window causes the display of some content of the web site in the browse card window 100) (Freeman: column 8, lines 2-16); displaying a second window in the foreground of the 3D space, wherein the second window includes at least a portion of the web page information (upon user selection of a document in the stream, a second window 100 is displayed on the screen, as shown in Figure 1) (Freeman: column 8, lines 2-16); displaying a database that includes a first set of information corresponding to the plurality of windows and a second set of information corresponding to the second window (Figure 2b shows a database that displays a first set of search results and a second set of search results) (Kahl: column 2, lines 23-36); adjusting the viewpoint of the 3D space so that the end user can see at least a portion of the plurality of windows in response to the end user interacting with the first set of information (Gottesman teaches that the viewpoint of the 3D space can be adjusted towards objects representing search results; Kahl teaches that users can select the icons, i.e. first or second icons in the timeline in order to view the corresponding search results) (Gottesman: page 1, paragraph

0014 and page 3, paragraph 0036; Kahl: column 8, line 36-column 9, line 35); and adjusting the viewpoint of the 3D space so that the end user can see at least a portion of the second window in response to the end user interacting with the second set of information (Gottesman teaches that the viewpoint of the 3D space can be adjusted towards objects representing search results; Kahl teaches that users can select the icons, i.e. first or second icons in the timeline in order to view the corresponding search results) (Gottesman: page 1, paragraph 0014 and page 3, paragraph 0036; Kahl: column 8, line 36-column 9, line 35).

Referring to claim 109, Gottesman, as modified, teach displaying a timeline that includes a first icon corresponding to the plurality of windows and a second icon corresponding to the second window (the first icon in the timeline represents the first set of search results and the second icon corresponds to the second set of search results, as shown in Figure 2b) (Kahl: column 5, lines 32-40 and column 6, lines 49-66); adjusting the viewpoint of the 3D space so that the end user can see at least a portion of the plurality of windows in response to the end user interacting with the first icon (Gottesman teaches that the viewpoint of the 3D space can be adjusted towards objects representing search results; Kahl teaches that users can select the icons, i.e. first or second icons in the timeline in order to view the corresponding search results) (Gottesman: page 1, paragraph 0014 and page 3, paragraph 0036; Kahl: column 8, line 36-column 9, line 35); and adjusting the viewpoint of the 3D space so that the end user can see the second window in response to the end user interacting with the second icon (Gottesman teaches that the viewpoint of the 3D space can be adjusted towards objects representing search results; Kahl teaches that users can select the icons, i.e. first or second icons in the timeline in

order to view the corresponding search results) (Gottesman: page 1, paragraph 0014 and page 3, paragraph 0036; Kahl: column 8, line 36-column 9, line 35).

4. Claims 80, 105, 107, 126 and 128 are rejected under 35 U.S.C. 103(a) as being unpatentable over Gottesman et al. U.S. Publication 2003/0164827 (hereinafter "Gottesman"), Freeman et al. U.S. Patent 6,725,427 (hereinafter "Freeman") and Kahl et al. U.S. Patent 5,428,735 (hereinafter "Kahl"), as applied to claims 79, 104, 106, 125 and 127 above, and further in view of Enright, Andrew in "Dissatisfaction Sows Innovation", 12/29/2004 (hereinafter "Enright").

Referring to claims 80, 105, 107, 126 and 128, Gottesman, as modified above, teach all of the limitations as applied to claims 79, 104, 106, 125 and 127 above. However, although Gottesman, Freeman and Kahl teach adjusting the viewpoint of the 3D space toward the at least two objects in response to the end user interacting with the first icon, Gottesman, Freeman and Kahl fail to explicitly teach the adjusting comprises substantially centering one of the at least two objects horizontally on a display. Enright teaches a graphical user interface that allows users to browse objects displayed in 3D space (Enright: Figure A) similar to that of Gottesman, Freeman and Kahl. In addition, Enright further teaches adjusting the viewpoint of the 3D space by substantially centering one of the at least two objects horizontally on a display (in response to user input, the covers flip in and out of the center position) (Enright: page 3 and further shown in Figure A). It would have been obvious to one of ordinary skill in the art, having the teachings of Gottesman, Freeman, Kahl and Enright before him at the time the invention was made, to modify the adjustment of the 3D space towards the objects in response to user interacting

with the first icon of Gottesman, Freeman and Kahl, to include the centering of the object as taught by Enright. One would have been motivated to make such a combination in order to allow the desired information to be positioned in an easy to find location on the display screen.

5. Claims 83, 92-93, 115-116 and 137-138 is rejected under 35 U.S.C. 103(a) as being unpatentable over Gottesman et al. U.S. Publication 2003/0164827 (hereinafter "Gottesman") and Freeman et al. U.S. Patent 6,725,427 (hereinafter "Freeman"), as applied to claims 67, 94 and 117 above, and further in view of Enright, Andrew in "Dissatisfaction Sows Innovation", 12/29/2004 (hereinafter "Enright").

Referring to claims 83, Gottesman and Freeman teach all of the limitations as applied to claim 67above. However, although Gottesman and Freeman teach adjusting the viewpoint of the 3D space toward the at least two objects in response to the end user interacting with the information in the database, Gottesman and Freeman fail to explicitly teach the adjusting comprises substantially centering one of the at least two objects horizontally on a display. Enright teaches a graphical user interface that allows users to browse objects displayed in 3D space (Enright: Figure A) similar to that of Gottesman and Freeman. In addition, Enright further teaches adjusting the viewpoint of the 3D space by substantially centering one of the at least two objects horizontally on a display (in response to user input, the covers flip in and out of the center position) (Enright: page 3 and further shown in Figure A). It would have been obvious to one of ordinary skill in the art, having the teachings of Gottesman, Freeman and Enright before him at the time the invention was made, to modify the adjustment of the 3D space towards the objects in

response to user interacting with the information in the database of Gottesman and Freeman to include the centering of the object as taught by Enright. One would have been motivated to make such a combination in order to allow the desired information to be positioned in an easy to find location on the display screen.

Referring to claims 92, 115 and 137, Gottesman, as modified, teach wherein displaying at least one navigation icon further comprises displaying at least a forward arrow icon and a backward arrow icon (as shown by the forward and backward arrow icons in Figure 1 of Freeman), wherein the forward arrow icon is interacted with to move the second one of the at least two objects from the background of the 3D space to the foreground of the 3D space and the first one of the at least two objects from the foreground of the 3D space to (i) the background of the 3D space and (ii) the left of the second one of the at least two objects (user selection of scrolling to the left moves the object that was previously in the background to the foreground/center and moves the object that was previously displayed in the foreground/center to the left, and thus the background, i.e. out of the center foreground position) (Enright: page 3 and Figure A), and the backward arrow icon is interacted with to move the first one of the at least two objects from the background of the 3D space to the foreground of the 3D space and the second one of the at least two objects from the foreground of the 3D space to (i) the background of the 3D space and (ii) the right of the first one of the at least two objects (user selection of scrolling to the right moves the object that was previously in the background to the foreground/center and moves the object that was previously displayed in the foreground/center to the right, and thus the background, i.e. out of the center foreground position) (Enright: page 3 and Figure A).

Referring to claims 93, 116 and 138, Gottesman, as modified, teach wherein the forward arrow icon is interacted with again to move the first one of the at least two objects further to the left, and the backward arrow icon is interacted with again to move the second one of the at least two objects further to the right (user selection of scrolling to the left keeps moving the object to the left and user selection of scrolling to the right keeps moving the object to the right) (Enright: page 3 and Figure A).

6. Claims 91, 100 and 121 are rejected under 35 U.S.C. 103(a) as being unpatentable over Gottesman et al. U.S. Publication 2003/0164827 (hereinafter "Gottesman") and Freeman et al. U.S. Patent 6,725,427 (hereinafter "Freeman"), as applied to claims 67, 94 and 117 above, and further in view of Robbin et al. U.S. Publication 2004/0268451 (hereinafter "Robbin").

Referring to claims 91, 100 and 121, Gottesman and Freeman teach all of the limitations as applied to claims 67, 94 and 117 above. Specifically, Gottesman and Freeman teaches receiving an interaction by the end user on the first image (users can select the data containers) (Gottesman: page 2, paragraph 0015 and page 4, paragraph 0043); mapping the interaction to a location on the rendered first portion of the computing output (user selection of a data container causes the correlated portion of data to be received from the database) (Gottesman: page 1, paragraph 0013 and page 4, paragraph 0043); using the location on the rendered first portion of the computing output to request additional information (the correlated portion of data corresponding to the selected data container is sent to the user's computer) (Gottesman: page 1, paragraph 0013 and page 4, paragraph 0043); receiving the additional information; rendering the

additional information (the correlated portion of data corresponding to the selected data container is received at the user's computer) (Gottesman: page 1, paragraph 0013 and page 4, paragraph 0043); capturing a third image of at least a portion of the rendered additional information (upon user selection of a page window object, additional information is displayed in the browse card object shown in Figure 1) (Freeman: column 8, lines 2-16). However, Gottesman and Freeman fail to explicitly teach texturing the third image on the first one of the at least two objects, the third image thereby replacing the first image on the first one of the at least two objects. Robbin teaches a graphical user interface that returns query results (Robbin: page 8, paragraph 0087) similar to that of Gottesman and Freeman. In addition, Robbin further teaches texturing the third image on the first one of the at least two objects, the third image thereby replacing the first image on the first one of the at least two objects (upon user selection of the first object, i.e. user selection of control 1568 within object 1552 in Figure 15C, the images displayed in object 1552 is replaced with a new image, i.e. a new set of items) (Robbin: page 14, paragraph 0130). It would have been obvious to one of ordinary skill in the art, having the teachings of Gottesman, Freeman and Robbin before him at the time the invention was made, to modify the display of a new image in response to user selection of an object of Gottesman and Freeman to include the replacement of the image displayed in the object with the new image, as taught by Robbin. One would have been motivated to make such a combination in order to conserver screen space so that desired information can replace existing information instead of taking up more display space by being displayed separately.

7. The prior art made of record on form PTO-892 and not relied upon is considered pertinent to applicant's disclosure. Applicant is required under 37 C.F.R. § 1.111(c) to consider these references fully when responding to this action. The documents cited therein teach similar methods for visually browsing search results.

Conclusion

Any inquiry concerning this communication or earlier communications from the examiner should be directed to Ting Lee whose telephone number is (571) 272-4058. The examiner can normally be reached on Monday - Friday 8:00am - 4:00pm.

If attempts to reach the examiner by telephone are unsuccessful, the examiner's supervisor, Kieu Vu can be reached on (571) 272-4057. The fax phone number for the organization where this application or proceeding is assigned is 571-273-8300.

Information regarding the status of an application may be obtained from the Patent Application Information Retrieval (PAIR) system. Status information for published applications may be obtained from either Private PAIR or Public PAIR. Status information for unpublished applications is available through Private PAIR only. For more information about the PAIR system, see http://pair-direct.uspto.gov. Should you have questions on access to the Private PAIR system, contact the Electronic Business Center (EBC) at 866-217-9197 (toll-free). If you would like assistance from a USPTO Customer Service Representative or access to the automated information system, call 800-786-9199 (IN USA OR CANADA) or 571-272-1000.

/TING LEE/
Primary Examiner, Art Unit 2173

Notice of References Cited	Application/Control No. 11/531,676	Applicant(s)/Patent Under Reexamination BAKHASH, E. EDDIE	
	Examiner TING ZHOU	Art Unit 2173	Page 1 of 1

U.S. PATENT DOCUMENTS

*		Document Number Country Code-Number-Kind Code	Date MM-YYYY	Name	Classification
*	A	US-2003/0164827	09-2003	Gottesman et al.	345/419
*	B	US-6,725,427	04-2004	Freeman et al.	715/273
*	C	US-5,428,735	06-1995	Kahl et al.	715/839
*	D	US-6,768,999	07-2004	Prager et al.	707/102
*	E	US-2001/0050687	12-2001	Iida et al.	345/581
*	F	US-6,577,330	06-2003	Tsuda et al.	715/782
*	G	US-6,121,969	09-2000	Jain et al.	715/850
*	H	US-2002/0033848	03-2002	Sciammarella et al.	345/838
*	I	US-2003/0179231	09-2003	Kamiwada et al.	345/757
*	J	US-6,499,029	12-2002	Kurapati et al.	707/5
*	K	US-2004/0268451	12-2004	Robbin et al.	715/738
	L	US-			
	M	US-			

FOREIGN PATENT DOCUMENTS

*		Document Number Country Code-Number-Kind Code	Date MM-YYYY	Country	Name	Classification
	N					
	O					
	P					
	Q					
	R					
	S					
	T					

NON-PATENT DOCUMENTS

*		Include as applicable: Author, Title Date, Publisher, Edition or Volume, Pertinent Pages)
	U	Enright, Andrew. "Dissatisfaction Sows Innovation" from The Treehouse + the Cave, 12/29/2004.
	V	
	W	
	X	

*A copy of this reference is not being furnished with this Office action. (See MPEP § 707.05(a).)
Dates in MM-YYYY format are publication dates. Classifications may be US or foreign.

Index of Claims

Application/Control No.	Applicant(s)/Patent under Reexamination
11/531,676	BAKHASH, E. EDDIE
Examiner	**Art Unit**
TING ZHOU	2173

√	Rejected	–	(Through numeral) Cancelled	N	Non-Elected	A	Appeal
=	Allowed	÷	Restricted	I	Interference	O	Objected

Claim Final	Claim Original	Date 9/23/09								
	1	-								
	2	-								
	3	-								
	4	-								
	5	-								
	6	-								
	7	-								
	8	-								
	9	-								
	10	-								
	11	-								
	12	-								
	13	-								
	14	-								
	15	-								
	16	-								
	17	-								
	18	-								
	19	-								
	20	-								
	21	-								
	22	-								
	23	-								
	24	-								
	25	-								
	26	-								
	27	-								
	28	-								
	29	-								
	30	-								
	31	-								
	32	-								
	33	-								
	34	-								
	35	-								
	36	-								
	37	-								
	38	-								
	39	-								
	40	-								
	41	-								
	42	-								
	43	-								
	44	-								
	45	-								
	46	-								
	47	-								
	48	-								
	49	-								
	50	-								

Claim Final	Claim Original	Date 9/23/09								
	51	-								
	52	-								
	53	-								
	54	-								
	55	-								
	56	-								
	57	-								
	58	-								
	59	-								
	60	-								
	61	-								
	62	-								
	63	-								
	64	-								
	65	-								
	66	-								
	67	√								
	68	√								
	69	√								
	70	√								
	71	√								
	72	√								
	73	√								
	74	√								
	75	√								
	76	√								
	77	√								
	78	√								
	79	√								
	80	√								
	81	√								
	82	√								
	83	√								
	84	√								
	85	√								
	86	√								
	87	√								
	88	√								
	89	√								
	90	√								
	91	√								
	92	√								
	93	√								
	94	√								
	95	√								
	96	√								
	97	√								
	98	√								
	99	√								
	100	√								

Claim Final	Claim Original	Date 9/23/09								
	101	√								
	102	√								
	103	√								
	104	√								
	105	√								
	106	√								
	107	√								
	108	√								
	109	√								
	110	√								
	111	√								
	112	√								
	113	√								
	114	√								
	115	√								
	116	√								
	117	√								
	118	√								
	119	√								
	120	√								
	121	√								
	122	√								
	123	√								
	124	√								
	125	√								
	126	√								
	127	√								
	128	√								
	129	√								
	130	√								
	131	√								
	132	√								
	133	√								
	134	√								
	135	√								
	136	√								
	137	√								
	138	√								
	139									
	140									
	141									
	142									
	143									
	144									
	145									
	146									
	147									
	148									
	149									
	150									

Search Notes	Application/Control No.	Applicant(s)/Patent under Reexamination	
	11/531,676	BAKHASH, E. EDDIE	
	Examiner	Art Unit	
	TING ZHOU	2173	

SEARCHED			
Class	Subclass	Date	Examiner

INTERFERENCE SEARCHED			
Class	Subclass	Date	Examiner

SEARCH NOTES (INCLUDING SEARCH STRATEGY)		
	DATE	EXMR
NPL search	8/5/2009	TL
EAST search (report included)	8/5/2009	TL

FORM PTO-1449 (MODIFIED)	ATTY. DOCKET NO. 813595-1	SERIAL NO. 11/531,676
LIST OF PATENTS AND PUBLICATIONS FOR APPLICANTS INFORMATION DISCLOSURE STATEMENT (USE SEVERAL SHEETS IF NECESSARY)	APPLICANT: E. Eddie BAKHASH	
Sheet 1 of 1	FILING DATE: 09/13/2006	GROUP ART UNIT: 2628

		U.S. PATENTS			
Examiner Initial	Document Number	Date	Name of Inventor or Applicant	Cite No.	Where Does Relevant Passage Appear?
/TZ/	5,319,387	06/07/1994	Yoshikawa		

EXAMINER	DATE CONSIDERED
/Ting Zhou/	07/30/2009
EXAMINER: Initial if reference considered, whether or not citation is in conformance with MPEP 609. Draw line through citation if not in conformance and not considered. Include copy of this form with next communication to applicant.	

FORM PTO-1449 (MODIFIED)	ATTY. DOCKET NO. 813595-1	SERIAL NO. 11/531,676
LIST OF PATENTS AND PUBLICATIONS FOR APPLICANTS INFORMATION DISCLOSURE STATEMENT (USE SEVERAL SHEETS IF NECESSARY)	APPLICANT: E. Eddie Bakhash	
Sheet 1 of 1	FILING DATE: 09/13/2006	GROUP ART UNIT: 2173

	OTHER ART (INCLUDING AUTHOR, TITLE, DATE, PERTINENT PAGES, ETC.)		
Examiner Initial	Document Title	Document Details (author, date, pages, volume no., where published, etc.)	Cite No.
	"Visualization Using Timelines"	Gerald M. Karam; TRIO Telecommunications Software Methods Project; Published August 17, 1994; Pages 125-137; XP000476876	
	"Execution Patterns In Object-Oriented Visualization"	Wim De Pauw et al.; Watson Research Center; Published April 27, 1998; Pages 219-234; XP002534202	

EXAMINER /Ting Lee/	DATE CONSIDERED 09/22/2009
EXAMINER: Initial if reference considered, whether or not citation is in conformance with MPEP 609. Draw line through citation if not in conformance and not considered. Include copy of this form with next communication to applicant.	

LA2:892408.1

ALL REFERENCES CONSIDERED EXCEPT WHERE LINED THROUGH. /TL/

UNITED STATES PATENT AND TRADEMARK OFFICE

UNITED STATES DEPARTMENT OF COMMERCE
United States Patent and Trademark Office
Address: COMMISSIONER FOR PATENTS
P.O. Box 1450
Alexandria, Virginia 22313-1450
www.uspto.gov

BIB DATA SHEET

CONFIRMATION NO. 1573

SERIAL NUMBER	FILING or 371(c) DATE	CLASS	GROUP ART UNIT	ATTORNEY DOCKET NO.
11/531,676	09/13/2006 RULE	345	2173	815395-1

APPLICANTS
E. Eddie Bakhash, New York, NY;

**** CONTINUING DATA ***************************
This appln claims benefit of 60/717,019 09/13/2005

**** FOREIGN APPLICATIONS ***************************

**** IF REQUIRED, FOREIGN FILING LICENSE GRANTED **** ** SMALL ENTITY **
10/26/2006

Foreign Priority claimed	35 USC 119(a-d) conditions met	Verified and Acknowledged	STATE OR COUNTRY	SHEETS DRAWINGS	TOTAL CLAIMS	INDEPENDENT CLAIMS
☐ Yes ☑ No	☐ Yes ☑ No	/TING ZHOU LEE/ (Examiner's Signature) ☐ Met after Allowance (Initials)	NY	30	66	10

ADDRESS

O"Melveny & Myers LLP
IP&T Calendar Department LA-13-A7
400 South Hope Street
Los Angeles, CA 90071-2899
UNITED STATES

TITLE

SYSTEM AND METHOD FOR PROVIDING THREE-DIMENSIONAL GRAPHICAL USER INTERFACE

FILING FEE RECEIVED		
2496	FEES: Authority has been given in Paper No._____ to charge/credit DEPOSIT ACCOUNT No._____ for following:	☐ All Fees ☐ 1.16 Fees (Filing) ☐ 1.17 Fees (Processing Ext. of time) ☐ 1.18 Fees (Issue) ☐ Other _____ ☐ Credit

EAST Search History

EAST Search History (Prior Art)

Ref #	Hits	Search Query	DBs	Default Operator	Plurals	Time Stamp
S1	203	(display$3) with (search$3 query $3) with (list$3 result) with (3D ((three "3") near2 dimension$3))	US-PGPUB; USPAT; USOCR; EPO; JPO; DERWENT; IBM_TDB	OR	ON	2009/07/29 13:38
S2	167	(chang$3 edit$3 modif$7) with (foreground background (Z near2 order$3)) with (list$3 result) with (search query $3) with (display $3 interface GUI)	US-PGPUB; USPAT; USOCR; EPO; JPO; DERWENT; IBM_TDB	OR	ON	2009/07/29 13:39
S3	152	(chang$3 edit$3 modif$7) with (foreground background (Z near2 order$3)) with (list$3 result) with (search query $3) with (display $3 interface GUI) with (select$3 input$4) with (button icon tool arrow)	US-PGPUB; USPAT; USOCR; EPO; JPO; DERWENT; IBM_TDB	OR	ON	2009/07/29 13:39
S4	3	S1 and S2	US-PGPUB; USPAT; USOCR; EPO; JPO; DERWENT; IBM_TDB	OR	ON	2009/07/29 13:39
S5	0	S1 and S3	US-PGPUB; USPAT; USOCR; EPO; JPO; DERWENT; IBM_TDB	OR	ON	2009/07/29 13:40

S7	2	(chang$3 switch $3 modif$7 edit $3) with (order$3) with (window result list) with (search$3 query $3) with (3D ((three "3") near2 dimension$2))	US-PGPUB; USPAT; USOCR; EPO; JPO; DERWENT; IBM_TDB	OR	ON	2009/07/30 09:08
S8	39	(display$3) with (result$3) with (search$3 query $3) with (3D ((three "3") near2 dimension$2)) with (object window)	US-PGPUB; USPAT; USOCR; EPO; JPO; DERWENT; IBM_TDB	OR	ON	2009/07/30 09:10
S10	3	display$3 with (search$3 query $3) with (list$3 result) with (URL web site) with (window) with (3D ((three "3") near2 dimension $2))	US-PGPUB; USPAT; USOCR; EPO; JPO; DERWENT; IBM_TDB	OR	ON	2009/07/30 09:54
S11	3	(search$3 query $3) with (list$3 result) with (URL web site) with (window) with (3D ((three "3") near2 dimension $2))	US-PGPUB; USPAT; USOCR; EPO; JPO; DERWENT; IBM_TDB	OR	ON	2009/07/30 09:55
S12	10	display$3 with (search$3 query $3) with (list$3 result) with (window) with (3D ((three "3") near2 dimension $2))	US-PGPUB; USPAT; USOCR; EPO; JPO; DERWENT; IBM_TDB	OR	ON	2009/07/30 09:55
S13	10	(display$3 present $3) with (search $3 query$3) with (list$3 result) with (window) with (3D ((three "3") near2 dimension $2))	US-PGPUB; USPAT; USOCR; EPO; JPO; DERWENT; IBM_TDB	OR	ON	2009/07/30 09:55

S14	19	(search$3 query $3) with (list$3 result) with (window) with (3D ((three "3") near2 dimension $2))	US-PGPUB; USPAT; USOCR; EPO; JPO; DERWENT; IBM_TDB	OR	ON	2009/07/30 09:56
S15	16	S14 not S11	US-PGPUB; USPAT; USOCR; EPO; JPO; DERWENT; IBM_TDB	OR	ON	2009/07/30 09:57
S16	9	S14 not S12	US-PGPUB; USPAT; USOCR; EPO; JPO; DERWENT; IBM_TDB	OR	ON	2009/07/30 09:57
S19	27	("6577330"). URPN.	USPAT	OR	ON	2009/07/30 10:15
S20	13	S19 and (search $3 query$3)	US-PGPUB; USPAT	OR	ON	2009/07/30 10:17
S21	3	S19 and ((search $3 query$3) with result$3)	US-PGPUB; USPAT	OR	ON	2009/07/30 10:17
S22	6	("5621906" | "5678015" | "5745109" | "5754809" | "5880733" | "5977973").PN.	US-PGPUB; USPAT; USOCR	OR	ON	2009/07/30 10:19
S24	0	S22 and ((search $3 query$3) with result$3)	US-PGPUB; USPAT	OR	ON	2009/07/30 10:21
S25	3	S22 and (search $3 query$3)	US-PGPUB; USPAT	OR	ON	2009/07/30 10:22
S29	0	(button icon arrow) with (chang $3 modif$7 edit$3 mov$3) with (foreground (z near2 order$3)) with (window) with (3D ((three "3") near2 dimension$2))	US-PGPUB; USPAT; USOCR; EPO; JPO; DERWENT; IBM_TDB	OR	ON	2009/07/30 14:12

S30	3	(button icon arrow) with (chang $3 modif$7 edit$3 mov$3) with (foreground (z near2 order$3)) with (3D ((three "3") near2 dimension$2))	US-PGPUB; USPAT; USOCR; EPO; JPO; DERWENT; IBM_TDB	OR	ON	2009/07/30 14:13
S31	3	(button icon arrow) with (switch$3 swap$4 chang$3 modif$7 edit$3 mov$3) with (foreground (z near2 order $3)) with (3D ((three "3") near2 dimension$2))	US-PGPUB; USPAT; USOCR; EPO; JPO; DERWENT; IBM_TDB	OR	ON	2009/07/30 14:16
S32	1196	(button icon arrow tool) with (switch$3 swap$4 chang$3 modif$7 edit$3 mov$3) with (foreground order$3 position $3 location$3) with (3D ((three "3") near2 dimension$2))	US-PGPUB; USPAT; USOCR; EPO; JPO; DERWENT; IBM_TDB	OR	ON	2009/07/30 14:17
S33	33	(button icon arrow tool) with (switch$3 swap$4 chang$3 modif$7 edit$3 mov$3) with (foreground order$3 position $3 location$3) with (3D ((three "3") near2 dimension$2)) with (window)	US-PGPUB; USPAT; USOCR; EPO; JPO; DERWENT; IBM_TDB	OR	ON	2009/07/30 14:17

S34	17	(button icon arrow tool) with (switch$3 swap$4 chang$3 modif$7 edit$3 mov$3) with (foreground order$3 position $3 location$3) with (3D ((three "3") near2 dimension$2)) with (window) with (select$3 input$4)	US-PGPUB; USPAT; USOCR; EPO; JPO; DERWENT; IBM_TDB	OR	ON	2009/07/30 14:18
S35	2	(button icon arrow tool) with (switch$3 swap$4 chang$3 modif$7 edit$3 mov$3) with (foreground order$3) with (3D ((three "3") near2 dimension$2)) with (window) with (select$3 input$4)	US-PGPUB; USPAT; USOCR; EPO; JPO; DERWENT; IBM_TDB	OR	ON	2009/07/30 14:22
S36	29	(button icon arrow tool) with (switch$3 swap$4 chang$3 modif$7 edit$3 mov$3) with (foreground order$3) with (3D ((three "3") near2 dimension$2)) with (select$3 input$4)	US-PGPUB; USPAT; USOCR; EPO; JPO; DERWENT; IBM_TDB	OR	ON	2009/07/30 14:23
S37	6	(button icon arrow tool) with (switch$3 swap$4 chang$3 modif$7 edit$3 mov$3) with (foreground order$3) with (3D ((three "3") near2 dimension$2)) with (window)	US-PGPUB; USPAT; USOCR; EPO; JPO; DERWENT; IBM_TDB	OR	ON	2009/07/30 14:23

S38	5	(drag$4 drop$4) with (object item result) with (3D ((three "3") near2 dimension$3)) with (space display $3 interface GUI) with (search$3 query$3)	US-PGPUB; USPAT; USOCR; EPO; JPO; DERWENT; IBM_TDB	OR	ON	2009/08/05 08:41
S39	6	(drag$4 drop$4) with (object item result site page window) with (3D ((three "3") near2 dimension$3)) with (space display $3 interface GUI) with (search$3 query$3)	US-PGPUB; USPAT; USOCR; EPO; JPO; DERWENT; IBM_TDB	OR	ON	2009/08/05 13:17
S40	77	(drag$4 drop$4 select$3) with (display$3 present $3 insert$3) with (object item result site page window) with (3D ((three "3") near2 dimension$3)) with (search$3 query$3)	US-PGPUB; USPAT; USOCR; EPO; JPO; DERWENT; IBM_TDB	OR	ON	2009/08/05 13:19
S43	194	(button icon) with (chang$3 mov$3 switch$3 swap$4 modif$7 edit$3) with ((z near order $3) (background with foreground)) with (object item window)	US-PGPUB; USPAT; USOCR; EPO; JPO; DERWENT; IBM_TDB	OR	ON	2009/08/05 13:52
S44	2727	(button icon) with (chang$3 mov$3 switch$3 swap$4 modif$7 edit$3) with (left right) with (object item window)	US-PGPUB; USPAT; USOCR; EPO; JPO; DERWENT; IBM_TDB	OR	ON	2009/08/05 13:53

S45	2917	S43 or S44	US-PGPUB; USPAT; USOCR; EPO; JPO; DERWENT; IBM_TDB	OR	ON	2009/08/05 13:53
S46	4	S43 and S44	US-PGPUB; USPAT; USOCR; EPO; JPO; DERWENT; IBM_TDB	OR	ON	2009/08/05 13:55
S47	0	(button icon) with (chang$3 mov$3 switch$3 swap$4 modif$7 edit$3) with ((z near order $3) (background with foreground)) with (object item window) with (select$3 input$4) with (3D ((three "3") near dimension$3))	US-PGPUB; USPAT; USOCR; EPO; JPO; DERWENT; IBM_TDB	OR	ON	2009/08/05 13:56
S48	0	(button icon) with (chang$3 mov$3 switch$3 swap$4 modif$7 edit$3) with ((z near order $3) (background with foreground)) with (object item window) with (3D ((three "3") near dimension$3))	US-PGPUB; USPAT; USOCR; EPO; JPO; DERWENT; IBM_TDB	OR	ON	2009/08/05 13:57
S49	0	(button icon) with (chang$3 mov$3 switch$3 swap$4 modif$7 edit$3) with ((z near order $3) (background with foreground)) with (3D ((three "3") near dimension$3))	US-PGPUB; USPAT; USOCR; EPO; JPO; DERWENT; IBM_TDB	OR	ON	2009/08/05 13:58

S50	0	(button icon) with (chang$3 mov$3 switch$3 swap$4 modif$7 edit$3) with ((z near order $3) (background with foreground)) with (3D ((three "3") near dimension$3) virtual)	US-PGPUB; USPAT; USOCR; EPO; JPO; DERWENT; IBM_TDB	OR	ON	2009/08/05 14:00
S51	184	(button icon) with (chang$3 mov$3 switch$3 swap$4 modif$7 edit$3) with ((z near order $3) (background with foreground)) with (select$3)	US-PGPUB; USPAT; USOCR; EPO; JPO; DERWENT; IBM_TDB	OR	ON	2009/08/05 14:05
S52	4768	(button icon) with (chang$3 mov$3 switch$3 swap$4 modif$7 edit$3) with (left right) with (select$3)	US-PGPUB; USPAT; USOCR; EPO; JPO; DERWENT; IBM_TDB	OR	ON	2009/08/05 14:05
S53	154	display$3 with (search query$3) with result with (3D ((three "3") near dimension $3))	US-PGPUB; USPAT; USOCR; EPO; JPO; DERWENT; IBM_TDB	OR	ON	2009/08/05 14:06
S54	0	S51 and S52 and S53	US-PGPUB; USPAT; USOCR; EPO; JPO; DERWENT; IBM_TDB	OR	ON	2009/08/05 14:08
S55	0	S51 and S53	US-PGPUB; USPAT; USOCR; EPO; JPO; DERWENT; IBM_TDB	OR	ON	2009/08/05 14:08
S56	4	S52 and S53	US-PGPUB; USPAT; USOCR; EPO; JPO; DERWENT; IBM_TDB	OR	ON	2009/08/05 14:08

S57	7	S51 and S52	US-PGPUB; USPAT; USOCR; EPO; JPO; DERWENT; IBM_TDB	OR	ON	2009/08/05 14:08
S58	4823	display$3 with (search query$3) with result with list $3	US-PGPUB; USPAT; USOCR; EPO; JPO; DERWENT; IBM_TDB	OR	ON	2009/08/05 14:14
S59	0	S51 and S52 and S58	US-PGPUB; USPAT; USOCR; EPO; JPO; DERWENT; IBM_TDB	OR	ON	2009/08/05 14:14
S60	187	(button icon) with (chang$3 mov$3 switch$3 swap$4 modif$7 edit$3) with ((z near order $3) (background with foreground)) with (select$3 caus $3)	US-PGPUB; USPAT; USOCR; EPO; JPO; DERWENT; IBM_TDB	OR	ON	2009/08/05 14:15
S61	1	S60 and S52 and S58	US-PGPUB; USPAT; USOCR; EPO; JPO; DERWENT; IBM_TDB	OR	ON	2009/08/05 14:16
S62	15	S51 and "715"/$. ccls.	US-PGPUB; USPAT; USOCR; EPO; JPO; DERWENT; IBM_TDB	OR	ON	2009/08/05 14:16

S63	1	(insert$3 drag$4 drop$4) with (result site page object data information) with (result match$3) with (search$3 query$3) with (display$3 interface GUI space) with (3D ((three "3") near dimension$3))	US-PGPUB; USPAT; USOCR; EPO; JPO; DERWENT; IBM_TDB	OR	ON	2009/08/05 14:24
S64	2	(insert$3 drag$4 drop$4) with (result site page object data information) with (result match$3) with (search$3 query$3) with (3D ((three "3") near dimension$3))	US-PGPUB; USPAT; USOCR; EPO; JPO; DERWENT; IBM_TDB	OR	ON	2009/08/05 14:26
S65	64	(insert$3 drag$4 drop$4) with (result site page object data information) with (list$3 result) with (display$3 space interface GUI) with (3D ((three "3") near dimension$3))	US-PGPUB; USPAT; USOCR; EPO; JPO; DERWENT; IBM_TDB	OR	ON	2009/08/05 14:27

9/22/09 10:33:14 AM
C:\ Documents and Settings\ TZhou\ My Documents\ EAST\ Workspaces\ 11531676.wsp

FORM PTO-1449 (MODIFIED)	ATTY. DOCKET NO. 813595-1	SERIAL NO. 11/531,676
LIST OF PATENTS AND PUBLICATIONS FOR APPLICANTS INFORMATION DISCLOSURE STATEMENT (USE SEVERAL SHEETS IF NECESSARY)	APPLICANT: E. Eddie Bakhash	
Sheet 1 of 1	FILING DATE: 09/13/2006	GROUP ART UNIT: 2173

	OTHER ART (INCLUDING AUTHOR, TITLE, DATE, PERTINENT PAGES, ETC.)		
Examiner Initial	Document Title	Document Details (author, date, pages, volume no., where published, etc.)	Cite No.
	"Visualization Using Timelines"	Gerald M. Karam; TRIO Telecommunications Software Methods Project; Published August 17, 1994; Pages 125-137; XP000476876	
	"Execution Patterns In Object-Oriented Visualization"	Wim De Pauw et al.; Watson Research Center; Published April 27, 1998; Pages 219-234; XP002534202	

EXAMINER	DATE CONSIDERED
EXAMINER: Initial if reference considered, whether or not citation is in conformance with MPEP 609. Draw line through citation if not in conformance and not considered. Include copy of this form with next communication to applicant.	

Electronic Acknowledgement Receipt

EFS ID:	6041505
Application Number:	11531676
International Application Number:	
Confirmation Number:	1573
Title of Invention:	SYSTEM AND METHOD FOR PROVIDING THREE-DIMENSIONAL GRAPHICAL USER INTERFACE
First Named Inventor/Applicant Name:	E. Eddie Bakhash
Customer Number:	23879
Filer:	Brian M. Berliner/Narine Khachatryan
Filer Authorized By:	Brian M. Berliner
Attorney Docket Number:	815395-1
Receipt Date:	09-SEP-2009
Filing Date:	13-SEP-2006
Time Stamp:	18:13:56
Application Type:	Utility under 35 USC 111(a)

Payment information:

Submitted with Payment	no

File Listing:

Document Number	Document Description	File Name	File Size(Bytes)/ Message Digest	Multi Part /.zip	Pages (if appl.)
1	Transmittal Letter	Suppl_IDS_Transmittal.pdf	30984 1b73ed156e2ae8558ba57587eeb3f5181ffebf48	no	2

Warnings:

The page size in the PDF is too large. The pages should be 8.5 x 11 or A4. If this PDF is submitted, the pages will be resized upon entry into the Image File Wrapper and may affect subsequent processing					
Information:					
2	Information Disclosure Statement (IDS) Filed (SB/08)	IDS_Form_PTO-1449.pdf	28969 dd8f1c344c16c4fd804a3468e0fb96f7f8bd7eb4	no	1
Warnings:					
Information:					
This is not an USPTO supplied IDS fillable form					
The page size in the PDF is too large. The pages should be 8.5 x 11 or A4. If this PDF is submitted, the pages will be resized upon entry into the Image File Wrapper and may affect subsequent processing					
3	NPL Documents	EP_Search_Report.pdf	103571 56ddddd2b7becbd5bc4a4ce61e6f6be96fef8134	no	2
Warnings:					
Information:					
4	NPL Documents	Visualization_Using_Timelines.pdf	1383878 b68f1e14c89190add8c33f20c6993eee961cfffa	no	13
Warnings:					
Information:					
5	NPL Documents	Execution_Patterns_In_Object-Oriented_Visualization.pdf	1228961 cc5c595d34ca3bbc481489aabcb01241cc99cd2f	no	16
Warnings:					
Information:					
			Total Files Size (in bytes):	2776363	

This Acknowledgement Receipt evidences receipt on the noted date by the USPTO of the indicated documents, characterized by the applicant, and including page counts, where applicable. It serves as evidence of receipt similar to a Post Card, as described in MPEP 503.

<u>New Applications Under 35 U.S.C. 111</u>
If a new application is being filed and the application includes the necessary components for a filing date (see 37 CFR 1.53(b)-(d) and MPEP 506), a Filing Receipt (37 CFR 1.54) will be issued in due course and the date shown on this Acknowledgement Receipt will establish the filing date of the application.

<u>National Stage of an International Application under 35 U.S.C. 371</u>
If a timely submission to enter the national stage of an international application is compliant with the conditions of 35 U.S.C. 371 and other applicable requirements a Form PCT/DO/EO/903 indicating acceptance of the application as a national stage submission under 35 U.S.C. 371 will be issued in addition to the Filing Receipt, in due course.

<u>New International Application Filed with the USPTO as a Receiving Office</u>
If a new international application is being filed and the international application includes the necessary components for an international filing date (see PCT Article 11 and MPEP 1810), a Notification of the International Application Number and of the International Filing Date (Form PCT/RO/105) will be issued in due course, subject to prescriptions concerning national security, and the date shown on this Acknowledgement Receipt will establish the international filing date of the application.

IN THE UNITED STATES PATENT AND TRADEMARK OFFICE

Applicant:	E. Eddie Bakhash		
Serial No.:	11/531,676	Art Unit:	2173
Filed:	September 13, 2006	Examiner:	LEE, TING ZHOU
Title: SYSTEM AND METHOD FOR PROVIDING THREE-DIMENSIONAL GRAPHICAL USER INTERFACE			

SUPPLEMENTAL INFORMATION DISCLOSURE STATEMENT

Mail Stop: Amendment
Commissioner for Patents
P.O. Box 1450
Alexandria, VA 22313-1450

Sir or Madam:

Pursuant to 37 C.F.R. § 1.97 and § 1.98, Applicant submits for consideration in the above-identified application, two (2) references listed on the attached information disclosure statement (Form PTO-1449). The references were cited in a Search Report with a mailing date of July 22, 2009 (copy enclosed), in the corresponding European Patent Application No. 06824968.9.

Applicant respectfully submits that no fee is necessary for the filing of this information disclosure statement since, pursuant to 37 C.F.R. § 1.97(e)(1):

> Each item of information contained in the information disclosure statement was first cited in a communication from a foreign patent office in a counterpart foreign application not more than three months prior to the filing of the information disclosure statement.

Should the Commissioner determine otherwise, the Commissioner is authorized to charge **Deposit Account No. 50-0639** for any fee shortages. However, the Commissioner is not authorized to charge the cost of the issue fee to the Deposit Account.

Applicant would appreciate the Examiner initialing and returning the Form PTO-1449, indicating that the information has been considered and made of record herein.

The information contained in this Information Disclosure Statement under 37 C.F.R. § 1.97 is not to be construed as a representation that: (i) a complete search has been made; (ii) additional information material to the examination of this application does not exist; (iii) the information, protocols, results and the like reported by third parties are accurate or enabling; or (iv) the above information constitutes prior art to the subject invention.

Respectfully submitted,

Date: September 9, 2009

Brian M. Berliner
Attorney for Applicant
Registration No. 34,549

O'MELVENY & MYERS LLP
400 So. Hope Street
Los Angeles, CA 90071-2899
Telephone: (213) 430-6000

UNITED STATES PATENT AND TRADEMARK OFFICE

UNITED STATES DEPARTMENT OF COMMERCE
United States Patent and Trademark Office
Address: COMMISSIONER FOR PATENTS
P.O. Box 1450
Alexandria, Virginia 22313-1450
www.uspto.gov

APPLICATION NO.	FILING DATE	FIRST NAMED INVENTOR	ATTORNEY DOCKET NO.	CONFIRMATION NO.
11/531,676	09/13/2006	E. Eddie Bakhash	815395-1	1573

23879 7590 03/31/2009
O"Melveny & Myers LLP
IP&T Calendar Department LA-13-A7
400 South Hope Street
Los Angeles, CA 90071-2899

EXAMINER
GUERTIN, AARON M

ART UNIT	PAPER NUMBER
2628	

MAIL DATE	DELIVERY MODE
03/31/2009	PAPER

Please find below and/or attached an Office communication concerning this application or proceeding.

The time period for reply, if any, is set in the attached communication.

Interview Summary	Application No.	Applicant(s)	
	11/531,676	BAKHASH, E. EDDIE	
	Examiner	Art Unit	
	AARON M. GUERTIN	2628	

All participants (applicant, applicant's representative, PTO personnel):

(1) *AARON M. GUERTIN*.

(2) *JEFF BRIER*.

(3)*XIAO WU*.

(4)*BRIAN BERLINER / ED BAKHASH*.

Date of Interview: *26 March 2009*.

Type: a)☐ Telephonic b)☐ Video Conference
c)☒ Personal [copy given to: 1)☐ applicant 2)☐ applicant's representative]

Exhibit shown or demonstration conducted: d)☒ Yes e)☐ No.
If Yes, brief description: *See Continuation Sheet*.

Claim(s) discussed: *N/A*.

Identification of prior art discussed: *N/A*.

Agreement with respect to the claims f)☐ was reached. g)☐ was not reached. h)☒ N/A.

Substance of Interview including description of the general nature of what was agreed to if an agreement was reached, or any other comments: *Supplementary amendments were explained before the examination of the newly amended claims. Applicants demonstrated invention by a prototype and explained the invention according to the newly amended claims*.

(A fuller description, if necessary, and a copy of the amendments which the examiner agreed would render the claims allowable, if available, must be attached. Also, where no copy of the amendments that would render the claims allowable is available, a summary thereof must be attached.)

THE FORMAL WRITTEN REPLY TO THE LAST OFFICE ACTION MUST INCLUDE THE SUBSTANCE OF THE INTERVIEW. (See MPEP Section 713.04). If a reply to the last Office action has already been filed, APPLICANT IS GIVEN A NON-EXTENDABLE PERIOD OF THE LONGER OF ONE MONTH OR THIRTY DAYS FROM THIS INTERVIEW DATE, OR THE MAILING DATE OF THIS INTERVIEW SUMMARY FORM, WHICHEVER IS LATER, TO FILE A STATEMENT OF THE SUBSTANCE OF THE INTERVIEW. See Summary of Record of Interview requirements on reverse side or on attached sheet.

/Jeffery A. Brier/ Primary Examiner, Art Unit 2628	

Summary of Record of Interview Requirements

Manual of Patent Examining Procedure (MPEP), Section 713.04, Substance of Interview Must be Made of Record
A complete written statement as to the substance of any face-to-face, video conference, or telephone interview with regard to an application must be made of record in the application whether or not an agreement with the examiner was reached at the interview.

Title 37 Code of Federal Regulations (CFR) § 1.133 Interviews
Paragraph (b)

In every instance where reconsideration is requested in view of an interview with an examiner, a complete written statement of the reasons presented at the interview as warranting favorable action must be filed by the applicant. An interview does not remove the necessity for reply to Office action as specified in §§ 1.111, 1.135. (35 U.S.C. 132)

37 CFR §1.2 Business to be transacted in writing.
All business with the Patent or Trademark Office should be transacted in writing. The personal attendance of applicants or their attorneys or agents at the Patent and Trademark Office is unnecessary. The action of the Patent and Trademark Office will be based exclusively on the written record in the Office. No attention will be paid to any alleged oral promise, stipulation, or understanding in relation to which there is disagreement or doubt.

The action of the Patent and Trademark Office cannot be based exclusively on the written record in the Office if that record is itself incomplete through the failure to record the substance of interviews.

It is the responsibility of the applicant or the attorney or agent to make the substance of an interview of record in the application file, unless the examiner indicates he or she will do so. It is the examiner's responsibility to see that such a record is made and to correct material inaccuracies which bear directly on the question of patentability.

Examiners must complete an Interview Summary Form for each interview held where a matter of substance has been discussed during the interview by checking the appropriate boxes and filling in the blanks. Discussions regarding only procedural matters, directed solely to restriction requirements for which interview recordation is otherwise provided for in Section 812.01 of the Manual of Patent Examining Procedure, or pointing out typographical errors or unreadable script in Office actions or the like, are excluded from the interview recordation procedures below. Where the substance of an interview is completely recorded in an Examiners Amendment, no separate Interview Summary Record is required.

The Interview Summary Form shall be given an appropriate Paper No., placed in the right hand portion of the file, and listed on the "Contents" section of the file wrapper. In a personal interview, a duplicate of the Form is given to the applicant (or attorney or agent) at the conclusion of the interview. In the case of a telephone or video-conference interview, the copy is mailed to the applicant's correspondence address either with or prior to the next official communication. If additional correspondence from the examiner is not likely before an allowance or if other circumstances dictate, the Form should be mailed promptly after the interview rather than with the next official communication.

The Form provides for recordation of the following information:
- Application Number (Series Code and Serial Number)
- Name of applicant
- Name of examiner
- Date of interview
- Type of interview (telephonic, video-conference, or personal)
- Name of participant(s) (applicant, attorney or agent, examiner, other PTO personnel, etc.)
- An indication whether or not an exhibit was shown or a demonstration conducted
- An identification of the specific prior art discussed
- An indication whether an agreement was reached and if so, a description of the general nature of the agreement (may be by attachment of a copy of amendments or claims agreed as being allowable). Note: Agreement as to allowability is tentative and does not restrict further action by the examiner to the contrary.
- The signature of the examiner who conducted the interview (if Form is not an attachment to a signed Office action)

It is desirable that the examiner orally remind the applicant of his or her obligation to record the substance of the interview of each case. It should be noted, however, that the Interview Summary Form will not normally be considered a complete and proper recordation of the interview unless it includes, or is supplemented by the applicant or the examiner to include, all of the applicable items required below concerning the substance of the interview.

A complete and proper recordation of the substance of any interview should include at least the following applicable items:
1) A brief description of the nature of any exhibit shown or any demonstration conducted,
2) an identification of the claims discussed,
3) an identification of the specific prior art discussed,
4) an identification of the principal proposed amendments of a substantive nature discussed, unless these are already described on the Interview Summary Form completed by the Examiner,
5) a brief identification of the general thrust of the principal arguments presented to the examiner,
   (The identification of arguments need not be lengthy or elaborate. A verbatim or highly detailed description of the arguments is not required. The identification of the arguments is sufficient if the general nature or thrust of the principal arguments made to the examiner can be understood in the context of the application file. Of course, the applicant may desire to emphasize and fully describe those arguments which he or she feels were or might be persuasive to the examiner.)
6) a general indication of any other pertinent matters discussed, and
7) if appropriate, the general results or outcome of the interview unless already described in the Interview Summary Form completed by the examiner.

Examiners are expected to carefully review the applicant's record of the substance of an interview. If the record is not complete and accurate, the examiner will give the applicant an extendable one month time period to correct the record.

Examiner to Check for Accuracy

If the claims are allowable for other reasons of record, the examiner should send a letter setting forth the examiner's version of the statement attributed to him or her. If the record is complete and accurate, the examiner should place the indication, "Interview Record OK" on the paper recording the substance of the interview along with the date and the examiner's initials.

Continuation of Exhibit shown or demonstration conducted, If Yes, brief description: The demonstration included both a web based browsing system and a localized computer based software capable of the appearance of complete 3D spacial control over a plurality of frames textured with screen shots of select web pages loaded from a remote server after processing the visual data. The frames further appeard to include the means for a completely navigable utility including zooming, panning, and other such functions. Drawings from the specification appear to be almost the same as how the software would portray in a screen shot.

.

PATENT
815395-1

IN THE UNITED STATES PATENT AND TRADEMARK OFFICE

Applicant: E. EDDIE BAKHASH	Art Unit: 2628
Serial No.: 11/531,676	
Filed: September 13, 2006	Examiner: Aaron Guertin
Title: SYSTEM AND METHOD FOR PROVIDING THREE-DIMENSIONAL GRAPHICAL USER INTERFACE	

PRELIMINARY AMENDMENT

Commissioner for Patents
P.O. Box 1450
Alexandria, VA 22313-1450

Sir:

Prior to examination of the application, please amend the application as follows:

IN THE CLAIMS:

The following listing of claims will replace all prior versions, and listings, of the claims in the application:

1-66. (Cancelled)

67. (New) A method for providing a three-dimensional (3D) graphical user interface, comprising:

receiving an input from an end user;

capturing a computing output from at least one computer source in response to the input;

displaying at least a portion of the computing output on at least two objects within a 3D space, wherein a first one of the at least two objects is displayed in a foreground of the 3D space and a second one of the at least two objects is displayed in a background of the 3D space; and

displaying at least one navigation icon, wherein the at least one navigation icon can be interacted with to at least move the second one of the at least two objects to the foreground of the 3D space.

68. (New) The method of Claim 67, wherein displaying at least a portion of the computing output on at least two objects within the 3D space further comprises displaying the at least two objects within a simulated 3D Cartesian space.

69. (New) The method of Claim 67, wherein receiving an input further comprises receiving a search query entered by the end user.

70. (New) The method of Claim 69, wherein capturing computing output from at least one computer source comprises receiving a search result list from a network server, wherein said search result list is generated in response to said search query and includes a plurality of search results.

71. (New) The method of Claim 70, wherein displaying at least a portion of the computed output on at least two objects within the 3D space further comprises displaying information from a first one of the plurality of search results on a first one of the at least two objects and displaying information from a second one of the plurality of search results on a second one of the at least two objects.

72. (New) The method of Claim 70, wherein displaying at least a portion of the computed output on at least two objects within the 3D space further comprises displaying information from the search result list on a first one of the at least two objects and displaying information from a first one of the plurality of search results on a second one of the at least two objects.

73. (New) The method of Claim 67, wherein displaying at least a portion of the computing output on at least two objects further comprises:

rendering a first portion of the computing output;

rendering a second portion of the computing output;

capturing a first image of the rendered first portion of the computing output;

capturing a second image of the rendered second portion of the computing output;

texturing the first image on the first one of the at least two objects; and

texturing the second image on the second one of the at least two objects.

74. (New) The method of Claim 73, wherein capturing a first image of the rendered first portion of the computing output and texturing the first image on the first one of the at least two objects further comprises capturing a bitmap of the rendered first portion of the computing output and texturing the bitmap on the first one of the at least two objects.

75. (New) The method of Claim 73, wherein rendering a first portion of the computing output further comprises rendering the first portion of the computing output using a native application, wherein the first portion of the computing output is selected from a list consisting of a web page, an image file, a video file, a PDF file, a flash file, a document file, a PowerPoint file, a 3D file, and a music file.

76. (New) The method of Claim 67, wherein displaying at least one navigation icon further comprises displaying at least a forward arrow icon and a backward arrow icon, wherein the forward arrow icon is interacted with to move the second one of the at least two objects from the background of the 3D space to the foreground of the 3D space and the backward arrow icon is interacted with to move the second one of the at least two objects from the foreground of the 3D space to the background of the 3D space.

77. (New) The method of Claim 67, further comprising displaying a timeline that includes a first icon corresponding to the first one of the at least two objects in the 3D space.

78. (New) The method of Claim 77, further comprising:

receiving a second input from the end user;

capturing a second computing output from one of the at least one computing source and at least one other computing source in response to the second input;

displaying at least a portion of the second computing output on at least one object within the 3D space, wherein a first one of the at least one object is displayed in the foreground of the 3D space; and

including a second icon in the timeline, wherein the second icon corresponds to the first one of the at least one object in the 3D space.

79. (New) The method of Claim 78, further comprising adjusting the viewpoint of the 3D space toward the at least two objects in response to the end user interacting with the first icon in the timeline and adjusting the viewpoint of the 3D space toward the at least one object in response to the end user interacting with the second icon in the timeline.

80. (New) The method of Claim 79, wherein adjusting the viewpoint of the 3D space toward the at least two objects in response to the end user interacting with the first icon further comprises substantially centering one of the at least two objects horizontally on a display in response to the end user interacting with the first icon.

81. (New) The method of Claim 67, further comprising displaying a database that includes at least information corresponding to the at least two objects within the 3D space.

82. (New) The method of Claim 81, further comprising adjusting the viewpoint of the 3D space toward the at least two objects in response to the end user interacting with the information in the database.

83. (New) The method of Claim 82, wherein adjusting the viewpoint of the 3D space toward the at least two objects in response to the end user interacting with the information in the database further comprises substantially centering one of the at least two objects horizontally on a display in response to the end user interacting with the information in the database.

84. (New) The method of Claim 67, further comprising launching a native application in response to the end user interacting with a first one of the at least two objects, wherein the native application is selected based on a type of information displayed on the first one of the at least two objects.

85. (New) The method of Claim 67, wherein displaying at least a portion of the computing output on at least two objects within a 3D space further comprises displaying a portion of the computing output on the first one of the at least two objects, wherein the portion of the computing output is selected from a list consisting of a web page, an image file, a video file, a PDF file, a flash file, a document file, a PowerPoint file, a 3D file, and a music file.

86. (New) The method of Claim 67, further comprising displaying a web page corresponding to a portion of the computing output displayed on the first one of the at least two objects in a two-dimensional (2D) window in response to the end user interacting with the first one of the at least two objects.

87. (New) The method of Claim 67, further comprising displaying a new 3D space in response to the end user interacting with the first one of the at least two objects, wherein the new 3D space includes at least one additional object.

88. (New) The method of Claim 70, further comprising receiving a second input from the end user that identifies the network server.

89. (New) The method of Claim 67, wherein the at least one computer source is at least one local memory device.

90. (New) The method of Claim 67, wherein the at least one computer source is at least one network server.

91. (New) The method of Claim 73, further comprising:

receiving an interaction by the end user on the first image;

mapping the interaction to a location on the rendered first portion of the computing output;

using the location on the rendered first portion of the computing output to request additional information;

receiving the additional information;

rendering the additional information;

capturing a third image of at least a portion of the rendered additional information; and

texturing the third image on the first one of the at least two objects, the third image thereby replacing the first image on the first one of the at least two objects.

92. (New) The method of Claim 67, wherein displaying at least one navigation icon further comprises displaying at least a forward arrow icon and a backward arrow icon, wherein the forward arrow icon is interacted with to move the second one of the at least two objects from the background of the 3D space to the foreground of the 3D space and the first one of the at least two objects from the foreground of the 3D space to (i) the background of the 3D space and (ii) the left of the second one of the at least two objects, and the backward arrow icon is interacted with to move the first one of the at least two objects from the background of the 3D space to the foreground of the 3D space and the second one of the at least two objects from the foreground of the 3D space to (i) the background of the 3D space and (ii) the right of the first one of the at least two objects.

93. (New) The method of Claim 92, wherein the forward arrow icon is interacted with again to move the first one of the at least two objects further to the left, and the backward arrow icon is interacted with again to move the second one of the at least two objects further to the right.

94. (New) A method for providing a three-dimensional (3D) graphical user interface, comprising:

receiving a search query from an end user;

receiving a search result from at least one computer source in response to the search query, wherein the search result identifies a plurality of websites related to the search query;

displaying the search result on a plurality of windows within a 3D space, wherein a first one of the plurality of windows includes information from a first one of the plurality of websites and is displayed in a foreground of the 3D space, a second one of the plurality of windows includes information from a second one of the plurality of websites and is displayed in a background of the 3D space, and a third one of the plurality of windows includes information from a third one of the plurality of websites and is displayed in the background of the 3D space; and

displaying at least a forward arrow and a backward arrow, wherein the second one of the plurality of windows is moved from the background of the 3D space to the foreground of the 3D space if the end user interacts with the forward arrow and the second one of the plurality of windows is moved from the foreground of the 3D space to the background of the 3D space if the end user interacts with the backward arrow.

95. (New) The method of Claim 94, wherein the plurality of websites are arranged sequentially in the search result, the first one of the plurality of websites is literally the first sequential website identified in the search result, the second one of the plurality of websites is literally the second sequential website identified in the search result, and the third one of the plurality of websites is literally the third sequential website identified in the search result.

96. (New) The method of Claim 94, wherein the first one of the plurality of windows at least partially overlaps at least a portion of at least one of the second and third ones of the plurality of windows.

97. (New) The method of Claim 94, wherein displaying the search result on a plurality of windows within a 3D space further comprises displaying the first one of the plurality of windows in the foreground of the 3D space, displaying the third one of the plurality of windows in the background of the 3D space, and displaying the second one of the plurality of windows in the background of the 3D space, wherein the second one of the plurality of windows is in front of the third one of the plurality of windows and behind the first one of the plurality of windows.

98. (New) The method of Claim 94, wherein displaying the search result on a plurality of windows within a 3D space further comprises:

rendering a first one of the plurality of websites using a native application;

capturing an image of at least a portion of the first one of the plurality of websites; and

texturing the image on the first one of the plurality of windows within the 3D space.

99. (New) The method of Claim 98, wherein displaying the search result on a plurality of windows within a 3D space further comprises at least capturing a bitmap of at least a portion of a first one of the plurality of websites and texturing the bitmap on the first one of the plurality of windows within the 3D space.

100. (New) The method of Claim 98, further comprising:

receiving an interaction by the end user on the image;

mapping the interaction to a location on the first one of the plurality of websites;

using the location on the first one of the plurality of websites to request additional information;

receiving the additional information;

rendering the additional information using the native application;

capturing a second image of at least a portion of the rendered additional information; and

texturing the second image on the first one of the plurality of windows, the second image thereby replacing the image on the first one of the plurality of windows.

101. (New) The method of Claim 94, further comprising displaying a timeline that includes a first icon corresponding to the first one of the plurality of windows in the 3D space.

102. (New) The method of Claim 94, further comprising displaying a database that includes information corresponding to the first one of the plurality of windows in the 3D space.

103. (New) The method of Claim 94, further comprising:

receiving a second query from an end user;

receiving a second search result from one of the at least one computer source and at least one other computer source in response to the search query, wherein the second search result includes a second search result list, the second search result list includes information on a second plurality of websites related to the second search query;

displaying the second search result as a second plurality of windows within the 3D space, wherein a first one of the second plurality of windows includes information on the first one of the second plurality of websites and is displayed in the foreground of the 3D space, a second one of the second plurality of windows includes information from the second one of the second plurality of websites and is displayed in the background of the 3D space, and a third one of the second plurality of windows includes information from the third one of the second plurality of websites and is displayed in the background of the 3D space.

104. (New) The method of Claim 103, further comprising:

displaying a timeline that includes a first icon corresponding to the plurality of windows and a second icon corresponding to the second plurality of windows;

adjusting the viewpoint of the 3D space so that the end user can see at least a portion of the plurality of windows in response to the end user interacting with the first icon; and

adjusting the viewpoint of the 3D space so that the end user can see at least a portion of the second plurality of windows in response to the end user interacting with the second icon.

105. (New) The method of Claim 104, wherein adjusting the viewpoint of the 3D space so that the end user can see at least a portion of the plurality of windows in response to the end user interacting with the first icon further comprises substantially centering one of the plurality of windows on a display in response to the end user interacting with the first icon.

106. (New) The method of Claim 103, further comprising:

displaying a database that includes a first set of information corresponding to the plurality of windows and a second set of information corresponding to the second plurality of windows;

adjusting the viewpoint of the 3D space so that the end user can see at least a portion of the plurality of windows in response to the end user interacting with the first set of information; and

adjusting the viewpoint of the 3D space so that the end user can see at least a portion of the second plurality of windows in response to the end user interacting with the second set of information.

107. (New) The method of Claim 106, wherein adjusting the viewpoint of the 3D space so that the end user can see at least a portion of the plurality of windows in response to the end user interacting with the first set of information further comprises substantially centering one of the plurality of windows on a display in response to the end user interacting with the first set of information.

108. (New) The method of Claim 94, further comprising:

receiving a uniform resource locator (URL) from the end user;

receiving web page information from one of the at least one computer source and at least one other computer source in response to the URL;

displaying a second window in the foreground of the 3D space, wherein the second window includes at least a portion of the web page information;

displaying a database that includes a first set of information corresponding to the plurality of windows and a second set of information corresponding to the second window;

adjusting the viewpoint of the 3D space so that the end user can see at least a portion of the plurality of windows in response to the end user interacting with the first set of information; and

adjusting the viewpoint of the 3D space so that the end user can see at least a portion of the second window in response to the end user interacting with the second set of information.

109. (New) The method of Claim 108, further comprising:

displaying a timeline that includes a first icon corresponding to the plurality of windows and a second icon corresponding to the second window;

adjusting the viewpoint of the 3D space so that the end user can see at least a portion of the plurality of windows in response to the end user interacting with the first icon; and

adjusting the viewpoint of the 3D space so that the end user can see the second window in response to the end user interacting with the second icon.

110. (New) The method of Claim 94, further comprising receiving data identifying the at least one computer source from the end user.

111. (New) The method of Claim 94, further comprising presenting a web page corresponding to a first one of the plurality of websites in response to the end user interacting with at least a portion of the first one of the plurality of windows.

112. (New) The method of Claim 111, wherein presenting a web page further comprises displaying the web page on a two dimensional (2D) window.

113. (New) The method of Claim 94, wherein the at least one computer source is one of a local computer source and a network server.

114. (New) The method of Claim 94, wherein the information from a first one of the plurality of websites is selected from a list consisting of a web page, an image file, a video file, a PDF file, a flash file, a document file, a PowerPoint file, a 3D file, and a music file.

115. (New) The method of Claim 94, wherein the second one of the plurality of windows is moved from the background of the 3D space to the foreground of the 3D space and the first one of the plurality of windows is moved from the foreground of the 3D space to (i) the background of the 3D space and (ii) the left of the second one of the plurality of windows if the end user interacts with the forward arrow, and the first one of the plurality of windows is moved from the background of the 3D space to the foreground of the 3D space and the second one of the plurality of windows is moved from the foreground of the 3D space to (i) the background of the 3D space and (ii) the right of the first one of the plurality of windows if the end user interacts with the backward arrow.

116. (New) The method of Claim 115, wherein the first one of the plurality of windows is moved further to the left if the end user interacts again with the forward arrow, and the second one of the plurality of windows is moved further to the right if the end user interacts again with the backward arrow.

117. (New) A system for providing a three-dimensional (3D) graphical user interface, comprising:

a display screen;

an input device for receiving a search query from an end user;

a processor module operatively coupled to the display screen and the user input device; and

a memory module operatively coupled to the processor module, the memory module comprising executable code for the processor module to:

receive via a communication path a search result from at least one computer source in response to the search query, wherein the search result includes at least a plurality of links to a plurality of files related to the search query;

display the search result on a plurality of windows within a 3D space, wherein a first one of the plurality of windows includes information from a first one of a plurality of files and is displayed in the foreground of the 3D space, and a second one of the plurality of windows includes information from a second one of the plurality of files and is displayed in the background of the 3D space; and

display a navigator that can be interacted with to at least move the second one of the plurality of windows and the third one of the plurality of windows to the foreground of the 3D space.

118. (New) The system as recited in Claim 117, wherein the processor module displays the search result on a plurality of windows within a 3D space by displaying the plurality of windows within a simulated 3D Cartesian space.

119. (New) The method of Claim 117, wherein the processor module displays the search result on the plurality of windows by at least (i) rendering at least a portion of the first one of the plurality of files using an application, (ii) capturing an image of the at least a portion of the first one of the plurality of files, and (iii) texturing the image on the first one of the plurality of windows within the 3D space.

120 (New) The method of Claim 119, wherein the processor module displays the search results on the plurality of windows by at least (i) rendering at least a portion of the first one of the plurality of files using a native application, (ii) capturing a bitmap of the at least a portion of the first one of the plurality of files, and (iii) texturing the bitmap on the first one of the plurality of windows within the 3D space.

121. (New) The method of Claim 119, further comprising:

receiving an interaction by the end user on the image;

mapping the interaction to a location on the at least a portion of the first one of the plurality of files;

using the location on the at least a portion of the first one of the plurality of files to request additional information;

receiving the additional information;

rendering the additional information using the application;

capturing a second image of at least a portion of the rendered additional information; and

texturing the second image on the first one of the plurality of windows, the second image thereby replacing the image on the first one of the plurality of windows.

122. (New) The system as recited in Claim 117, wherein the processor module further displays a timeline that includes a first icon corresponding to the first one of the plurality of windows in the 3D space.

123. (New) The system as recited in Claim 117, wherein the processor module further displays a database that includes information corresponding to the first one of the plurality of windows in the 3D space.

124. (New) The system as recited in Claim 117, wherein the processor module further:

receives a second search result from one of the at least one computer source and at least one other computer source in response to a second search query, wherein the second search result includes a second plurality of links to a second plurality of files related to the second search query; and

displays the second search result on a second plurality of windows within the 3D space, wherein a first one of the second plurality of windows includes information from the first one of the second plurality of files and is displayed in the foreground of the 3D space, and a second one of the second plurality of windows includes information from the second one of the second plurality of files and is displayed in the background of the 3D space.

125. (New) The system as recited in Claim 124, wherein the processor module further:

displays a timeline that includes a first icon corresponding to the plurality of windows and a second icon corresponding to the second plurality of windows;

adjusts the viewpoint of the 3D space so that the end user can see at least a portion of the plurality of windows on the display screen in response to the end user interacting with the first icon; and

adjusts the viewpoint of the 3D space so that the end user can see at least a portion of the second plurality of windows on the display screen in response to the end user interacting with the second icon.

126. (New) The system as recited in Claim 125, wherein the processor module adjusts the viewpoint of the 3D space so that the end user can see at least a portion of the plurality of windows on the display screen by at least one of substantially centering at least one of the plurality of windows horizontally on the display screen and substantially centering at least one of the plurality of windows vertically on the display screen.

127. (New) The system as recited in Claim 124, wherein the processor module further:

displays a database that includes a first set of information corresponding to the plurality of windows and a second set of information corresponding to the second plurality of windows;

adjusts the viewpoint of the 3D space so that the end user can see at least a portion of the plurality of windows on the display screen in response to the end user interacting with the first set of information; and

adjusts the viewpoint of the 3D space so that the end user can see at least a portion of the second plurality of windows on the display screen in response to the end user interacting with the second set of information.

128. (New) The system as recited in Claim 127, wherein the processor module adjusts the viewpoint of the 3D space so that the end user can see at least a portion of the plurality of windows on the display screen by at least one of substantially centering at least one of the plurality of windows horizontally on the display screen and substantially centering at least one of the plurality of windows vertically on the display screen.

129. (New) The system as recited in Claim 117, wherein the input device further receives data from the end user, the data being used by the processor module to select the at least one computer source.

130. (New) The system as recited in Claim 117, wherein the processor module further displays at least a portion of the first one of the plurality of files on a two dimensional (2D) window on the display screen in response to the end user interacting with at least a portion of the first one of the plurality of windows.

131. (New) The system as recited in Claim 117, wherein the communication path is selected from a list consisting of a local bus connected to a local memory device and a network connected to a network server.

132. (New) The system as recited in Claim 117, wherein the first one of the plurality of files is selected from a list consisting of a web page, an image file, a video file, a PDF file, a flash file, a document file, a PowerPoint file, a 3D file, and a music file.

133. (New) The system as recited in Claim 117, wherein the processor module displays a navigator icon by displaying a next icon and a previous icon, wherein the processor module moves the second one of the plurality of windows from the background of the 3D space to the foreground of the 3D space in response to the end user interacting with the next icon, and moves the second one of the plurality of windows from the foreground of the 3D space to the background of the 3D space in response to the end user interacting with the previous icon.

134. (New) The system as recited in Claim 117, further comprising displaying a new 3D space in response to the end user interacting with the first one of the plurality of windows, wherein the new 3D space includes at least one additional window.

135. (New) The system as recited in Claim 117, wherein the plurality of links are arranged sequentially in the search result, the first one of the plurality of files is retrieved using the first sequential link provided in the search result, and the second one of the plurality of files is retrieved using the second sequential link provided in the search result.

136. (New) The system as recited in Claim 117, wherein the first one of the plurality of windows partially overlaps at least a portion of the second one of the plurality of windows in the 3D space.

137. (New) The method of Claim 117, wherein the processor module displays a navigator icon by displaying a next icon and a previous icon, wherein the processor moves the second one of the plurality of windows from the background of the 3D space to the foreground of the 3D space and the first one of the plurality of windows from the foreground of the 3D space to (i) the background of the 3D space and (ii) the left of the second one of the plurality of windows in response to the end user interacting with the next icon, and moves the first one of the plurality of windows from the background of the 3D space to the foreground of the 3D space and the second one of the plurality of windows from the foreground of the 3D space to (i) the background of the 3D space and (ii) the right of the first one of the plurality of windows in response to the end user interacting with the previous icon.

138. (New) The method of Claim 137, wherein the processor moves the first one of the plurality of windows further to the left in response to the end user interacting again with the next icon, and moves the second one of the plurality of windows further to the right in response to the end user interacting again with the previous icon.

REMARKS

Claims 67-138 are pending in this application, with original Claims 1-66 cancelled, and Claims 67-138 being added as new. The Applicant respectfully requests an examination on the merits of the pending claims. To the extent it would be helpful to placing this application in condition for allowance, the Applicant encourages the Examiner to contact the undersigned counsel and conduct a telephonic interview.

To the extent necessary, the Commissioner is authorized to charge $156 for the later presentation of six (6) additional dependent claim, pursuant to 37 C.F.R. § 1.16(i), and any shortage in fees due in connection with the filing of this paper, including extension of time fees, to Deposit Account No. 50-0639.

Respectfully submitted,

Date: March 25, 2009

Todd E. Fitzsimmons
Attorney for Applicant
Registration No. 44,683

O'MELVENY & MYERS LLP
400 So. Hope Street
Los Angeles, CA 90071-2899
Telephone: 213-430-6000

Electronic Patent Application Fee Transmittal

Application Number:	11531676
Filing Date:	13-Sep-2006
Title of Invention:	SYSTEM AND METHOD FOR PROVIDING THREE-DIMENSIONAL GRAPHICAL USER INTERFACE
First Named Inventor/Applicant Name:	E. Eddie Bakhash
Filer:	Brian M. Berliner/Narine Khachatryan
Attorney Docket Number:	815395-1

Filed as Small Entity

Utility under 35 USC 111(a) Filing Fees

Description	Fee Code	Quantity	Amount	Sub-Total in USD($)
Basic Filing:				
Pages:				
Claims:				
Claims in excess of 20	2202	6	26	156
Miscellaneous-Filing:				
Petition:				
Patent-Appeals-and-Interference:				
Post-Allowance-and-Post-Issuance:				
Extension-of-Time:				

Description	Fee Code	Quantity	Amount	Sub-Total in USD($)
Miscellaneous:				
			Total in USD ($)	**156**

Electronic Acknowledgement Receipt

EFS ID:	5035774
Application Number:	11531676
International Application Number:	
Confirmation Number:	1573
Title of Invention:	SYSTEM AND METHOD FOR PROVIDING THREE-DIMENSIONAL GRAPHICAL USER INTERFACE
First Named Inventor/Applicant Name:	E. Eddie Bakhash
Customer Number:	23879
Filer:	Brian M. Berliner/Narine Khachatryan
Filer Authorized By:	Brian M. Berliner
Attorney Docket Number:	815395-1
Receipt Date:	25-MAR-2009
Filing Date:	13-SEP-2006
Time Stamp:	18:17:05
Application Type:	Utility under 35 USC 111(a)

Payment information:

Submitted with Payment	yes
Payment Type	Deposit Account
Payment was successfully received in RAM	$156
RAM confirmation Number	13776
Deposit Account	500639
Authorized User	

The Director of the USPTO is hereby authorized to charge indicated fees and credit any overpayment as follows:

Charge any Additional Fees required under 37 C.F.R. Section 1.16 (National application filing, search, and examination fees)

Charge any Additional Fees required under 37 C.F.R. Section 1.17 (Patent application and reexamination processing fees)

Charge any Additional Fees required under 37 C.F.R. Section 1.19 (Document supply fees)

Charge any Additional Fees required under 37 C.F.R. Section 1.20 (Post Issuance fees)

Charge any Additional Fees required under 37 C.F.R. Section 1.21 (Miscellaneous fees and charges)

File Listing:

Document Number	Document Description	File Name	File Size(Bytes)/ Message Digest	Multi Part /.zip	Pages (if appl.)
1		Preliminary_Amendment.pdf	760685 1d6ebaac3f2787fbce75d1697f03d2a8ada34d19	yes	21

Multipart Description/PDF files in .zip description

Document Description	Start	End
Preliminary Amendment	1	1
Claims	2	20
Applicant Arguments/Remarks Made in an Amendment	21	21

Warnings:

Information:

2	Fee Worksheet (PTO-06)	fee-info.pdf	30341 4d874b833c8f05b19a1fc7ad1f38f0d97975214f	no	2

Warnings:

Information:

Total Files Size (in bytes):	791026

This Acknowledgement Receipt evidences receipt on the noted date by the USPTO of the indicated documents, characterized by the applicant, and including page counts, where applicable. It serves as evidence of receipt similar to a Post Card, as described in MPEP 503.

New Applications Under 35 U.S.C. 111
If a new application is being filed and the application includes the necessary components for a filing date (see 37 CFR 1.53(b)-(d) and MPEP 506), a Filing Receipt (37 CFR 1.54) will be issued in due course and the date shown on this Acknowledgement Receipt will establish the filing date of the application.

National Stage of an International Application under 35 U.S.C. 371
If a timely submission to enter the national stage of an international application is compliant with the conditions of 35 U.S.C. 371 and other applicable requirements a Form PCT/DO/EO/903 indicating acceptance of the application as a national stage submission under 35 U.S.C. 371 will be issued in addition to the Filing Receipt, in due course.

New International Application Filed with the USPTO as a Receiving Office
If a new international application is being filed and the international application includes the necessary components for an international filing date (see PCT Article 11 and MPEP 1810), a Notification of the International Application Number and of the International Filing Date (Form PCT/RO/105) will be issued in due course, subject to prescriptions concerning national security, and the date shown on this Acknowledgement Receipt will establish the international filing date of the application.

PATENT
815395-1

IN THE UNITED STATES PATENT AND TRADEMARK OFFICE

Applicant: E. EDDIE BAKHASH	Art Unit: 2628
Serial No.: 11/531,676	
Filed: September 13, 2006	Examiner: Aaron Guertin
Title: SYSTEM AND METHOD FOR PROVIDING THREE-DIMENSIONAL GRAPHICAL USER INTERFACE	

REQUEST FOR INTERVIEW

Commissioner for Patents
P.O. Box 1450
Alexandria, VA 22313-1450

Sir:

During a telephone call on February 24, 2009, Counsel for the Applicant and the Examiner agreed that a pre-examination interview may advance prosecution of the present application. Accordingly, and pursuant to 37 C.F.R. § 1.133, Applicant requests an interview prior to examination of the present application.

Respectfully submitted,

Date: February 25, 2009

Brian M. Berliner
Attorney for Applicant
Registration No. 34,549

O'MELVENY & MYERS LLP
400 South Hope Street
Los Angeles, CA 90071-2899
Telephone: (213) 430-6000

Electronic Acknowledgement Receipt

EFS ID:	4859901
Application Number:	11531676
International Application Number:	
Confirmation Number:	1573
Title of Invention:	SYSTEM AND METHOD FOR PROVIDING THREE-DIMENSIONAL GRAPHICAL USER INTERFACE
First Named Inventor/Applicant Name:	E. Eddie Bakhash
Customer Number:	23879
Filer:	Brian M. Berliner/Roger Gendron
Filer Authorized By:	Brian M. Berliner
Attorney Docket Number:	815395-1
Receipt Date:	25-FEB-2009
Filing Date:	13-SEP-2006
Time Stamp:	19:18:13
Application Type:	Utility under 35 USC 111(a)

Payment information:

Submitted with Payment	no

File Listing:

Document Number	Document Description	File Name	File Size(Bytes)/ Message Digest	Multi Part /.zip	Pages (if appl.)
1	Request for status of Application	RequestForInterview11531676.PDF	17229 62f6eae35d421d0ce7bbf995b3a65331deb5410d	no	1

Warnings:

The page size in the PDF is too large. The pages should be 8.5 x 11 or A4. If this PDF is submitted, the pages will be resized upon entry into the Image File Wrapper and may affect subsequent processing

Information:

Total Files Size (in bytes):	17229

This Acknowledgement Receipt evidences receipt on the noted date by the USPTO of the indicated documents, characterized by the applicant, and including page counts, where applicable. It serves as evidence of receipt similar to a Post Card, as described in MPEP 503.

New Applications Under 35 U.S.C. 111
If a new application is being filed and the application includes the necessary components for a filing date (see 37 CFR 1.53(b)-(d) and MPEP 506), a Filing Receipt (37 CFR 1.54) will be issued in due course and the date shown on this Acknowledgement Receipt will establish the filing date of the application.

National Stage of an International Application under 35 U.S.C. 371
If a timely submission to enter the national stage of an international application is compliant with the conditions of 35 U.S.C. 371 and other applicable requirements a Form PCT/DO/EO/903 indicating acceptance of the application as a national stage submission under 35 U.S.C. 371 will be issued in addition to the Filing Receipt, in due course.

New International Application Filed with the USPTO as a Receiving Office
If a new international application is being filed and the international application includes the necessary components for an international filing date (see PCT Article 11 and MPEP 1810), a Notification of the International Application Number and of the International Filing Date (Form PCT/RO/105) will be issued in due course, subject to prescriptions concerning national security, and the date shown on this Acknowledgement Receipt will establish the international filing date of the application.

PATENT
815395-1

IN THE UNITED STATES PATENT AND TRADEMARK OFFICE

Applicant:	E. Eddie Bakhash		
Serial No.:	11/531,676	Art Unit:	2628
Filed:	September 13, 2006	Examiner:	ULKA J. CHAUHAN
Title: SYSTEM AND METHOD FOR PROVIDING THREE-DIMENSIONAL GRAPHICAL USER INTERFACE			

INFORMATION DISCLOSURE STATEMENT

Mail Stop: Amendment
Commissioner for Patents
P.O. Box 1450
Alexandria, VA 22313-1450

Sir or Madam:

In accordance with 37 C.F.R. § 1.56, Applicant submits herewith the attached supplemental Information Disclosure Statement Form PTO-1449 in connection with the above-identified patent application that cites one U.S. Patent (1) that has not been previously submitted to the PTO in a prior Information Disclosure Statement, namely, U.S. 5,319,387, issued June 7, 1994. The enclosed reference was cited in a PCT International Search Report with a mailing date of August 20, 2007 (copy enclosed) in corresponding PCT International Patent Application No. PCT/US06/35970.

Applicant respectfully submits that no fee is necessary for the filing of this information disclosure statement since, pursuant to 37 C.F.R. § 1.97(e)(1):

> Each item of information contained in the information disclosure statement was first cited in a communication from a foreign patent office in a counterpart foreign application not more than three months prior to the filing of the information disclosure statement.

Should the Commissioner determine otherwise, the Commissioner is authorized to charge **Deposit Account No. 50-0639** for any fee shortages. However, the Commissioner is not authorized to charge the cost of the issue fee to the Deposit Account.

Applicant would appreciate the Examiner initialing and returning the Form PTO-1449, indicating that the information has been considered and made of record herein.

The information contained in this Information Disclosure Statement under 37 C.F.R. § 1.97 is not to be construed as a representation that: (i) a complete search has been made; (ii) additional information material to the examination of this application does not exist; (iii) the information, protocols, results and the like reported by third parties are accurate or enabling; or (iv) the above information constitutes prior art to the subject invention.

Respectfully submitted,

Date: November 14, 2007

Brian M. Berliner
Attorney for Applicant
Registration No. 34,549

O'MELVENY & MYERS LLP
400 So. Hope Street
Los Angeles, CA 90071-2899
Telephone: (213) 430-6000

FORM PTO-1449 (MODIFIED)	ATTY. DOCKET NO. 813595-1	SERIAL NO. 11/531,676
LIST OF PATENTS AND PUBLICATIONS FOR APPLICANTS INFORMATION DISCLOSURE STATEMENT (USE SEVERAL SHEETS IF NECESSARY)	APPLICANT: E. Eddie BAKHASH	
Sheet 1 of 1	FILING DATE: 09/13/2006	GROUP ART UNIT: 2628

		U.S. PATENTS			
Examiner Initial	Document Number	Date	Name of Inventor or Applicant	Cite No.	Where Does Relevant Passage Appear?
	5,319,387	06/07/1994	Yoshikawa		

EXAMINER	DATE CONSIDERED
EXAMINER: Initial if reference considered, whether or not citation is in conformance with MPEP 609. Draw line through citation if not in conformance and not considered. Include copy of this form with next communication to applicant.	

Electronic Acknowledgement Receipt

EFS ID:	2470011
Application Number:	11531676
International Application Number:	
Confirmation Number:	1573
Title of Invention:	SYSTEM AND METHOD FOR PROVIDING THREE-DIMENSIONAL GRAPHICAL USER INTERFACE
First Named Inventor/Applicant Name:	E. Eddie Bakhash
Customer Number:	23879
Filer:	Brian M. Berliner/Herbert Strassberg
Filer Authorized By:	Brian M. Berliner
Attorney Docket Number:	815395-1
Receipt Date:	14-NOV-2007
Filing Date:	13-SEP-2006
Time Stamp:	22:05:28
Application Type:	Utility under 35 USC 111(a)

Payment information:

Submitted with Payment	no

File Listing:

Document Number	Document Description	File Name	File Size(Bytes) /Message Digest	Multi Part /.zip	Pages (if appl.)
1	Information Disclosure Statement Letter	IDS-Trans-1.pdf	97874 699b3b2dd171abada0802c26a5dbc76117a9dcec	no	2

Warnings:

Information:

2	Information Disclosure Statement (IDS) Filed	IDS_1449-1.pdf	63033 b7472e2c45526f40772838a299be152dd51a38de	no	1
Warnings:					
Information:					
This is not an USPTO supplied IDS fillable form					
3	Foreign Reference	PCT_Report.pdf	848913 4b97d4de2770c6c0ea47bdd5e6152615c67ead28	no	9
Warnings:					
Information:					
			Total Files Size (in bytes):	1009820	

This Acknowledgement Receipt evidences receipt on the noted date by the USPTO of the indicated documents, characterized by the applicant, and including page counts, where applicable. It serves as evidence of receipt similar to a Post Card, as described in MPEP 503.

New Applications Under 35 U.S.C. 111
If a new application is being filed and the application includes the necessary components for a filing date (see 37 CFR 1.53(b)-(d) and MPEP 506), a Filing Receipt (37 CFR 1.54) will be issued in due course and the date shown on this Acknowledgement Receipt will establish the filing date of the application.

National Stage of an International Application under 35 U.S.C. 371
If a timely submission to enter the national stage of an international application is compliant with the conditions of 35 U.S.C. 371 and other applicable requirements a Form PCT/DO/EO/903 indicating acceptance of the application as a national stage submission under 35 U.S.C. 371 will be issued in addition to the Filing Receipt, in due course.

New International Application Filed with the USPTO as a Receiving Office
If a new international application is being filed and the international application includes the necessary components for an international filing date (see PCT Article 11 and MPEP 1810), a Notification of the International Application Number and of the International Filing Date (Form PCT/RO/105) will be issued in due course, subject to prescriptions concerning national security, and the date shown on this Acknowledgement Receipt will establish the international filing date of the application.

UNITED STATES PATENT AND TRADEMARK OFFICE

UNITED STATES DEPARTMENT OF COMMERCE
United States Patent and Trademark Office
Address: COMMISSIONER FOR PATENTS
P.O. Box 1450
Alexandria, Virginia 22313-1450
www.uspto.gov

APPLICATION NUMBER	FILING OR 371(c) DATE	FIRST NAMED APPLICANT	ATTY. DOCKET NO./TITLE
11/531,676	09/13/2006	E. Eddie Bakhash	815395-1

CONFIRMATION NO. 1573

23879
BRIAN M BERLINER, ESQ
O'MELVENY & MYERS, LLP
400 SOUTH HOPE STREET
LOS ANGELES, CA90071-2899

Title: SYSTEM AND METHOD FOR PROVIDING THREE-DIMENSIONAL GRAPHICAL USER INTERFACE

Publication No. US-2007-0070066-A1
Publication Date: 03/29/2007

NOTICE OF PUBLICATION OF APPLICATION

The above-identified application will be electronically published as a patent application publication pursuant to 37 CFR 1.211, et seq. The patent application publication number and publication date are set forth above.

The publication may be accessed through the USPTO's publically available Searchable Databases via the Internet at www.uspto.gov. The direct link to access the publication is currently http://www.uspto.gov/patft/.

The publication process established by the Office does not provide for mailing a copy of the publication to applicant. A copy of the publication may be obtained from the Office upon payment of the appropriate fee set forth in 37 CFR 1.19(a)(1). Orders for copies of patent application publications are handled by the USPTO's Office of Public Records. The Office of Public Records can be reached by telephone at (703) 308-9726 or (800) 972-6382, by facsimile at (703) 305-8759, by mail addressed to the United States Patent and Trademark Office, Office of Public Records, Alexandria, VA 22313-1450 or via the Internet.

In addition, information on the status of the application, including the mailing date of Office actions and the dates of receipt of correspondence filed in the Office, may also be accessed via the Internet through the Patent Electronic Business Center at www.uspto.gov using the public side of the Patent Application Information and Retrieval (PAIR) system. The direct link to access this status information is currently http://pair.uspto.gov/. Prior to publication, such status information is confidential and may only be obtained by applicant using the private side of PAIR.

Further assistance in electronically accessing the publication, or about PAIR, is available by calling the Patent Electronic Business Center at 703-305-3028.

Pre-Grant Publication Division, 703-605-4283

UNITED STATES PATENT AND TRADEMARK OFFICE

UNITED STATES DEPARTMENT OF COMMERCE
United States Patent and Trademark Office
Address: COMMISSIONER FOR PATENTS
P.O. Box 1450
Alexandria, Virginia 22313-1450
www.uspto.gov

APPLICATION NUMBER	FILING or 371(c) DATE	GRP ART UNIT	FIL FEE REC'D	ATTY.DOCKET.NO	DRAWINGS	TOT CLAIMS	IND CLAIMS
11/531,676	09/13/2006	2628	2340	815395-1	30	66	10

CONFIRMATION NO. 1573

UPDATED FILING RECEIPT

23879
BRIAN M BERLINER, ESQ
O'MELVENY & MYERS, LLP
400 SOUTH HOPE STREET
LOS ANGELES, CA90071-2899

Date Mailed: 12/20/2006

Receipt is acknowledged of this regular Patent Application. It will be considered in its order and you will be notified as to the results of the examination. Be sure to provide the U.S. APPLICATION NUMBER, FILING DATE, NAME OF APPLICANT, and TITLE OF INVENTION when inquiring about this application. Fees transmitted by check or draft are subject to collection. Please verify the accuracy of the data presented on this receipt. **If an error is noted on this Filing Receipt, please mail to the Commissioner for Patents P.O. Box 1450 Alexandria Va 22313-1450. Please provide a copy of this Filing Receipt with the changes noted thereon. If you received a "Notice to File Missing Parts" for this application, please submit any corrections to this Filing Receipt with your reply to the Notice. When the USPTO processes the reply to the Notice, the USPTO will generate another Filing Receipt incorporating the requested corrections (if appropriate).**

Applicant(s)

E. Eddie Bakhash, New York, NY;

Power of Attorney:
Brian Berliner--34549

Domestic Priority data as claimed by applicant

This appln claims benefit of 60/717,019 09/13/2005

Foreign Applications

If Required, Foreign Filing License Granted: 10/26/2006

The country code and number of your priority application, to be used for filing abroad under the Paris Convention, is **US11/531,676**

Projected Publication Date: 03/29/2007

Non-Publication Request: No

Early Publication Request: No

** SMALL ENTITY **

Title

SYSTEM AND METHOD FOR PROVIDING THREE-DIMENSIONAL GRAPHICAL USER INTERFACE

Preliminary Class

345

PROTECTING YOUR INVENTION OUTSIDE THE UNITED STATES

Since the rights granted by a U.S. patent extend only throughout the territory of the United States and have no effect in a foreign country, an inventor who wishes patent protection in another country must apply for a patent in a specific country or in regional patent offices. Applicants may wish to consider the filing of an international application under the Patent Cooperation Treaty (PCT). An international (PCT) application generally has the same effect as a regular national patent application in each PCT-member country. The PCT process **simplifies** the filing of patent applications on the same invention in member countries, but **does not result** in a grant of "an international patent" and does not eliminate the need of applicants to file additional documents and fees in countries where patent protection is desired.

Almost every country has its own patent law, and a person desiring a patent in a particular country must make an application for patent in that country in accordance with its particular laws. Since the laws of many countries differ in various respects from the patent law of the United States, applicants are advised to seek guidance from specific foreign countries to ensure that patent rights are not lost prematurely.

Applicants also are advised that in the case of inventions made in the United States, the Director of the USPTO must issue a license before applicants can apply for a patent in a foreign country. The filing of a U.S. patent application serves as a request for a foreign filing license. The application's filing receipt contains further information and guidance as to the status of applicant's license for foreign filing.

Applicants may wish to consult the USPTO booklet, "General Information Concerning Patents" (specifically, the section entitled "Treaties and Foreign Patents") for more information on timeframes and deadlines for filing foreign patent applications. The guide is available either by contacting the USPTO Contact Center at 800-786-9199, or it can be viewed on the USPTO website at http://www.uspto.gov/web/offices/pac/doc/general/index.html.

For information on preventing theft of your intellectual property (patents, trademarks and copyrights), you may wish to consult the U.S. Government website, http://www.stopfakes.gov. Part of a Department of Commerce initiative, this website includes self-help "toolkits" giving innovators guidance on how to protect intellectual property in specific countries such as China, Korea and Mexico. For questions regarding patent enforcement issues, applicants may call the U.S. Government hotline at 1-866-999-HALT (1-866-999-4158).

LICENSE FOR FOREIGN FILING UNDER

Title 35, United States Code, Section 184

Title 37, Code of Federal Regulations, 5.11 & 5.15

GRANTED

The applicant has been granted a license under 35 U.S.C. 184, if the phrase "IF REQUIRED, FOREIGN FILING LICENSE GRANTED" followed by a date appears on this form. Such licenses are issued in all applications where the conditions for issuance of a license have been met, regardless of whether or not a license may be required as set forth in 37 CFR 5.15. The scope and limitations of this license are set forth in 37 CFR 5.15(a) unless an earlier license has been issued under 37 CFR 5.15(b). The license is subject to revocation upon written notification. The date indicated is the effective date of the license, unless an earlier license of similar scope has been granted under 37 CFR 5.13 or 5.14.

This license is to be retained by the licensee and may be used at any time on or after the effective date thereof unless it is revoked. This license is automatically transferred to any related applications(s) filed under 37 CFR 1.53(d). This license is not retroactive.

The grant of a license does not in any way lessen the responsibility of a licensee for the security of the

subject matter as imposed by any Government contract or the provisions of existing laws relating to espionage and the national security or the export of technical data. Licensees should apprise themselves of current regulations especially with respect to certain countries, of other agencies, particularly the Office of Defense Trade Controls, Department of State (with respect to Arms, Munitions and Implements of War (22 CFR 121-128)); the Bureau of Industry and Security, Department of Commerce (15 CFR parts 730-774); the Office of Foreign AssetsControl, Department of Treasury (31 CFR Parts 500+) and the Department of Energy.

NOT GRANTED

No license under 35 U.S.C. 184 has been granted at this time, if the phrase "IF REQUIRED, FOREIGN FILING LICENSE GRANTED" DOES NOT appear on this form. Applicant may still petition for a license under 37 CFR 5.12, if a license is desired before the expiration of 6 months from the filing date of the application. If 6 months has lapsed from the filing date of this application and the licensee has not received any indication of a secrecy order under 35 U.S.C. 181, the licensee may foreign file the application pursuant to 37 CFR 5.15(b).

OIPE IAP21
DEC 12 2006
PATENT & TRADEMARK OFFICE

UNITED STATES PATENT AND TRADEMARK OFFICE

UNITED STATES DEPARTMENT OF COMMERCE
United States Patent and Trademark Office
Address: COMMISSIONER FOR PATENTS
P.O. Box 1450
Alexandria, Virginia 22313-1450
www.uspto.gov

APPLICATION NUMBER	FILING OR 371 (c) DATE	FIRST NAMED APPLICANT	ATTORNEY DOCKET NUMBER
11/531,676	09/13/2006	E. Eddie Bakhash	815395-1

CONFIRMATION NO. 1573

FORMALITIES LETTER

23879
BRIAN M BERLINER, ESQ
O'MELVENY & MYERS, LLP
400 SOUTH HOPE STREET
LOS ANGELES, CA 90071-2899

Date Mailed: 10/26/2006

NOTICE TO FILE MISSING PARTS OF NONPROVISIONAL APPLICATION

12/12/2006 EAYALEW1 00000065 500639 11531676

01 FC:2051 65.00 DA

FILED UNDER 37 CFR 1.53(b)

Filing Date Granted

Items Required To Avoid Abandonment:

An application number and filing date have been accorded to this application. The item(s) indicated below, however, are missing. Applicant is given **TWO MONTHS** from the date of this Notice within which to file all required items and pay any fees required below to avoid abandonment. Extensions of time may be obtained by filing a petition accompanied by the extension fee under the provisions of 37 CFR 1.136(a).

- The oath or declaration is missing. *A properly signed oath or declaration in compliance with 37 CFR 1.63, identifying the application by the above Application Number and Filing Date, is required.*
  Note: If a petition under 37 CFR 1.47 is being filed, an oath or declaration in compliance with 37 CFR 1.63 signed by all available joint inventors, or if no inventor is available by a party with sufficient proprietary interest, is required.

The applicant needs to satisfy supplemental fees problems indicated below.

The required item(s) identified below must be timely submitted to avoid abandonment:

- To avoid abandonment, a surcharge (for late submission of filing fee, search fee, examination fee or oath or declaration) as set forth in 37 CFR 1.16(f) of $65 for a small entity in compliance with 37 CFR 1.27, must be submitted with the missing items identified in this letter.

SUMMARY OF FEES DUE:

Total additional fee(s) required for this application is **$65** for a small entity

- **$65** Surcharge.

Replies should be mailed to: Mail Stop Missing Parts

Commissioner for Patents
P.O. Box 1450
Alexandria VA 22313-1450

A copy of this notice MUST be returned with the reply.

Office of Initial Patent Examination (571) 272-4000, or 1-800-PTO-9199, or 1-800-972-6382
PART 2 - COPY TO BE RETURNED WITH RESPONSE

OIPE IAP21
DEC 12 2006
PATENT & TRADEMARK OFFICE

PTO/SB/17 (07-06)
Approved for use through 01/31/2007. OMB 0651-0032
U.S. Patent and Trademark Office; U.S. DEPARTMENT OF COMMERCE
Under the Paperwork Reduction Act of 1995 no persons are required to respond to a collection of information unless it displays a valid OMB control number

Effective on 12/08/2004.
Fees pursuant to the Consolidated Appropriations Act, 2005 (H.R. 4818).

FEE TRANSMITTAL
For FY 2006

☑ Applicant claims small entity status. See 37 CFR 1.27

TOTAL AMOUNT OF PAYMENT ($) 65.00

Complete if Known	
Application Number	11/531,676
Filing Date	September 13, 2006
First Named Inventor	E. Eddie BAKHASH
Examiner Name	
Art Unit	2628
Attorney Docket No.	815395-1

METHOD OF PAYMENT (check all that apply)

☐ Check ☐ Credit Card ☐ Money Order ☐ None ☑ Other (please identify): Charge to Deposit Account

☑ Deposit Account Deposit Account Number: 50-0639 Deposit Account Name:

For the above-identified deposit account, the Director is hereby authorized to: (check all that apply)

☑ Charge fee(s) indicated below ☐ Charge fee(s) indicated below, **except for the filing fee**

☑ Charge any additional fee(s) or underpayments of fee(s) under 37 CFR 1.16 and 1.17 ☑ Credit any overpayments

WARNING: Information on this form may become public. Credit card information should not be included on this form. Provide credit card information and authorization on PTO-2038.

FEE CALCULATION

1. BASIC FILING, SEARCH, AND EXAMINATION FEES

	FILING FEES		SEARCH FEES		EXAMINATION FEES		
Application Type	Fee ($)	Small Entity Fee ($)	Fee ($)	Small Entity Fee ($)	Fee ($)	Small Entity Fee ($)	Fees Paid ($)
Utility	300	150	500	250	200	100	
Design	200	100	100	50	130	65	
Plant	200	100	300	150	160	80	
Reissue	300	150	500	250	600	300	
Provisional	200	100	0	0	0	0	

2. EXCESS CLAIM FEES

Fee Description	Fee ($)	Small Entity Fee ($)
Each claim over 20 (including Reissues)	50	25
Each independent claim over 3 (including Reissues)	200	100
Multiple dependent claims	360	180

Total Claims _____ - 20 or HP = _____ x Extra Claims _____ Fee ($) _____ = Fee Paid ($) _____

HP = highest number of total claims paid for, if greater than 20.

Indep. Claims _____ - 3 or HP = _____ x Extra Claims _____ Fee ($) _____ = Fee Paid ($) _____

HP = highest number of independent claims paid for, if greater than 3.

Multiple Dependent Claims Fee ($) _____ Fee Paid ($) _____

3. APPLICATION SIZE FEE

If the specification and drawings exceed 100 sheets of paper (excluding electronically filed sequence or computer listings under 37 CFR 1.52(e)), the application size fee due is $250 ($125 for small entity) for each additional 50 sheets or fraction thereof. See 35 U.S.C. 41(a)(1)(G) and 37 CFR 1.16(s).

Total Sheets _____ - 100 = Extra Sheets _____ / 50 = Number of each additional 50 or fraction thereof _____ (round up to a whole number) x Fee ($) _____ = Fee Paid ($) _____

4. OTHER FEE(S) Fees Paid ($)

Non-English Specification, $130 fee (no small entity discount) _____

Other (e.g., late filing surcharge): Missing Parts Filing Fee (for oath or declaration) $65.00

SUBMITTED BY

Signature		Registration No. (Attorney/Agent) 34,549	Telephone 213-430-7424
Name (Print/Type)	BRIAN M. BERLINER		Date December 7, 2006

This collection of information is required by 37 CFR 1.136. The information is required to obtain or retain a benefit by the public which is to file (and by the USPTO to process) an application. Confidentiality is governed by 35 U.S.C. 122 and 37 CFR 1.14. This collection is estimated to take 30 minutes to complete, including gathering, preparing, and submitting the completed application form to the USPTO. Time will vary depending upon the individual case. Any comments on the amount of time you require to complete this form and/or suggestions for reducing this burden, should be sent to the Chief Information Officer, U.S. Patent and Trademark Office, U.S. Department of Commerce, P.O. Box 1450, Alexandria, VA 22313-1450. DO NOT SEND FEES OR COMPLETED FORMS TO THIS ADDRESS. **SEND TO: Commissioner for Patents, P.O. Box 1450, Alexandria, VA 22313-1450.**

If you need assistance in completing the form, call 1-800-PTO-9199 and select option 2.

OIPE IAP21
DEC 12 2006
PATENT & TRADEMARK OFFICE

CERTIFICATE OF MAILING

I hereby certify that this correspondence is being deposited with the United States Postal Service on the date shown below with sufficient postage as first class mail in an envelope addressed to the: Commissioner for Patents, P.O. Box 1450, Alexandria, VA 22313-1450

Date: December 7, 2006

Alice Sutanandi

Alice Sutanandi

PATENT
815395-1

IN THE UNITED STATES PATENT AND TRADEMARK OFFICE

Applicant:	E. EDDIE BAKHASH		
Serial No.:	11/531,676	Art Unit:	2628
Filed:	September 13, 2006	Examiner:	
Title: SYSTEM AND METHOD FOR PROVIDING THREE-DIMENSIONAL GRAPHICAL USER INTERFACE			

MISSING PARTS TRANSMITTAL LETTER

Mail Stop: MISSING PARTS
Commissioner for Patents
P.O. Box 1450
Alexandria, VA 22313-1450

Sir:

In response to the Notice To File Missing Parts Of Application, Filing Date Granted, mailed October 26, 2006, enclosed please find the following:

1. Copy of the Notice To File Missing Parts; and

2. Declaration and Petition signed by the inventor.

The original Assignment transferring the rights in the above-identified patent application to SPACETIME3D, INC., was forwarded on this date to the Assignment Branch of the USPTO for recordation.

The Commissioner of Patents is authorized to charge $65.00 for the filing fee of the late submission of the declaration as set forth in 37 CFR 1.16(f), and any amount due, or credit any overpayment, to Deposit Account No. 50-0639. A duplicate copy of this paper is enclosed.

Respectfully submitted,

Date: December 7, 2006

Brian M. Berliner
Attorney for Applicant
Registration No. 34,549

O'MELVENY & MYERS LLP
400 South Hope Street
Los Angeles, CA 90071-2899
Telephone: (213) 430-6000

OIPE IAP21
DEC 12 2006
PATENT & TRADEMARK OFFICE

815395-1

DECLARATION AND PETITION

As the below named inventor, I hereby declare that:

My residence, post office address and citizenship are as stated below next to my name.

I believe that I am the original, first and sole inventor of the subject matter which is claimed and for which a patent is sought on the invention entitled **SYSTEM AND METHOD FOR PROVIDING THREE-DIMENSIONAL GRAPHICAL USER INTERFACE**, the specification of which was filed with the U.S. Patent and Trademark Office on September 13, 2006, bearing Serial No. 11/531,676.

I hereby state that I have reviewed and understand the contents of the above-identified specification, including the claims, as amended by any amendment referred to above.

I acknowledge the duty to disclose information which is material to the patentability of this application in accordance with Title 37, Code of Federal Regulations, § 1.56(a).

I hereby claim foreign priority benefits under Title 35, United States Code, § 119 of any foreign application(s) for patent or inventor's certificate listed below and have also identified below any foreign application for patent or inventor's certificate having a filing date before that of the application on which priority is claimed: NONE

PRIOR FOREIGN APPLICATION(S)

			Priority claimed	
Number	Country	Date Filed	Yes	No
			Priority claimed	
Number	Country	Date Filed	Yes	No

I hereby claim the benefit under Title 35, United States Code, § 119(e) of any United States provisional application(s) listed below:

60/717,019	September 13, 2005
Application Serial No.	Filing Date
Application Serial No.	Filing Date

I hereby claim the benefit under Title 35, United States Code, § 120 of any United States application(s) listed below and, insofar as the subject matter of each of the claims of this application is not disclosed in the prior United States application in the manner provided by the first paragraph of Title 35, United States Code, § 112, I acknowledge the duty to disclose material information as defined in Title 37, Code of Federal Regulations, § 1.56(a) which occurred between the filing date of the prior application and the national or PCT international filing date of this application: NONE

Application Serial No.	Filing Date
Application Serial No.	Filing Date

I hereby declare that all statements made herein of my own knowledge are true and that all statements made on information and belief are believed to be true; and further that these statements were made with the knowledge that willful false statements and the like so made are punishable by fine or imprisonment, or both, under Section 1001 of Title 18 of the United States Code and that such willful false statements may jeopardize the validity of the application or any patent issued thereon.

I hereby grant Power of Attorney to Brian M. Berliner, Registration No. 34,549 of O'Melveny & Myers LLP as attorney of record to prosecute the application and to transact all business in the U.S. Patent and Trademark Office in connection therewith.

Correspondence should be addressed to:

Brian M. Berliner
O'MELVENY & MYERS LLP
400 South Hope Street
Los Angeles, CA 90071-2899
Telephone (213) 430-6000

By granting the foregoing Power of Attorney, I am allowing O'Melveny & Myers LLP to prosecute the above-referenced patent application and to prosecute any matters that arise before the U.S. Patent and Trademark Office in the enforceable life of the above-identified patent. This grant of Power of Attorney is limited to the sole purpose of prosecuting the matters arising before the U.S. Patent and Trademark Office in connection with the patent and patent application, and is understood solely in light of my ownership interest in the application. The executed Power of Attorney does not create any attorney-client relationship between me and O'Melveny & Myers LLP, or, for that matter, between O'Melveny & Myers LLP and any other person. SPACETIME3D, INC. will remain O'Melveny & Myers LLP's sole client in respect of the subject application and patent. Accordingly, O'Melveny & Myers LLP understands, and my signature below confirms, that the firm has no attorney-client relationship with me personally.

Wherefore I pray that Letters Patent be granted to me for the invention or discovery described and claimed in the foregoing specification and claims, and I hereby subscribe my name to the foregoing specification and claims, declaration and petition.

Full name of sole inventor: E. EDDIE BAKHASH

Inventor's signature: Eddie Bakhash

Date: 12/05/2006

Residence: 2 Columbus Avenue, Apartment 32A, New York, NY 10023

Citizenship: U.S.A.

Post Office Address: Same as above

UNITED STATES PATENT AND TRADEMARK OFFICE

UNITED STATES DEPARTMENT OF COMMERCE
United States Patent and Trademark Office
Address: COMMISSIONER FOR PATENTS
P.O. Box 1450
Alexandria, Virginia 22313-1450
www.uspto.gov

APPLICATION NUMBER	FILING OR 371 (c) DATE	FIRST NAMED APPLICANT	ATTORNEY DOCKET NUMBER
11/531,676	09/13/2006	E. Eddie Bakhash	815395-1

CONFIRMATION NO. 1573

FORMALITIES LETTER

23879
BRIAN M BERLINER, ESQ
O'MELVENY & MYERS, LLP
400 SOUTH HOPE STREET
LOS ANGELES, CA 90071-2899

Date Mailed: 10/26/2006

NOTICE TO FILE MISSING PARTS OF NONPROVISIONAL APPLICATION

FILED UNDER 37 CFR 1.53(b)

Filing Date Granted

Items Required To Avoid Abandonment:

An application number and filing date have been accorded to this application. The item(s) indicated below, however, are missing. Applicant is given **TWO MONTHS** from the date of this Notice within which to file all required items and pay any fees required below to avoid abandonment. Extensions of time may be obtained by filing a petition accompanied by the extension fee under the provisions of 37 CFR 1.136(a).

- The oath or declaration is missing. *A properly signed oath or declaration in compliance with 37 CFR 1.63, identifying the application by the above Application Number and Filing Date, is required.*
  Note: If a petition under 37 CFR 1.47 is being filed, an oath or declaration in compliance with 37 CFR 1.63 signed by all available joint inventors, or if no inventor is available by a party with sufficient proprietary interest, is required.

The applicant needs to satisfy supplemental fees problems indicated below.

The required item(s) identified below must be timely submitted to avoid abandonment:

- To avoid abandonment, a surcharge (for late submission of filing fee, search fee, examination fee or oath or declaration) as set forth in 37 CFR 1.16(f) of $65 for a small entity in compliance with 37 CFR 1.27, must be submitted with the missing items identified in this letter.

SUMMARY OF FEES DUE:

Total additional fee(s) required for this application is **$65** for a small entity

- **$65** Surcharge.

Replies should be mailed to: Mail Stop Missing Parts

Commissioner for Patents
P.O. Box 1450
Alexandria VA 22313-1450

A copy of this notice MUST be returned with the reply.

Office of Initial Patent Examination (571) 272-4000, or 1-800-PTO-9199, or 1-800-972-6382
PART 3 - OFFICE COPY

Electronic Mail
PATENT
815395-1

IN THE UNITED STATES PATENT AND TRADEMARK OFFICE

In re application of: E. Eddie Bakhash	Art Unit:
Serial No.	
Filing Date:	Examiner:
For: System And Method For Providing Three-Dimensional Graphical User Interface	

GENERAL AUTHORIZATION/REQUEST TO PETITION FOR EXTENSIONS OF TIME

Commissioner for Patents
P.O. Box 1450
Alexandria, VA 22313-1450

Dear Sir:

With reference to the subject application, and pursuant to 37 C.F.R. § 1.136, Applicant hereby authorizes and requests the Commissioner to treat any correspondence requiring a petition for extension of time as containing such a request therefor for the appropriate length of time. This general authorization is effective during the pendency of this application, including any division or continuing application therefrom.

Where no check is received by the Commissioner, you are hereby authorized to charge payment of the requisite petition fees, or charge any additional fee required under 37 C.F.R. § 1.17, or credit any overpayment of same, to Deposit Account No. 50-0639. A duplicate copy of this general authorization is enclosed.

Respectfully submitted,

Date: September 13, 2006

Brian M. Berliner
Attorney for Applicant
Registration No. 34,549

O'MELVENY & MYERS LLP
400 So. Hope Street
Los Angeles, CA 90071-2899
Telephone: (213) 430-6000

FORM PTO-1082

CUSTOMER NUMBER: 23879
ELECTRONIC MAIL
PATENT
Attorney Docket No.: 815395-1
Date: September 13, 2006

COMMISSIONER FOR PATENTS
P.O. Box 1450
Alexandria, VA 22313-1450

Sir:

Transmitted herewith for filing is the patent application of:

Inventor: E. EDDIE BAKHASH

For: SYSTEM AND METHOD FOR PROVIDING THREE-DIMENSIONAL GRAPHICAL USER INTERFACE

☒ **APPLICANT(S) CLAIMS SMALL ENTITY STATUS. SEE 37 CFR 1.27.**

Enclosed are:
71 Pages of Specification
30 Sheets of drawing (X formal ____ informal)
__ Declaration and Petition. ____ Will follow.
__ Form PTO-1595 and an assignment of the invention to _____ ____ Will follow.
__ A certified copy of ___ from which priority is claimed in the subject case pursuant to Rule 55b and 35 U.S.C. 119. ____ Will follow.
__ An associate Power of Attorney
__ Information Disclosure Statement, Form PTO 1449 and ___ prior art reference(s).
__ Preliminary Amendment.
X General Authorization/Request to Petition for Extension of Time.
X Postcard

FOR:	NO. FILED	NO. EXTRA	SMALL ENTITY RATE	SMALL ENTITY FEE		OTHER THAN SMALL ENTITY RATE	OTHER THAN SMALL ENTITY FEE
BASIC FEE				$150.00	OR		$300.00
SEARCH FEE				$250.00	OR		$500.00
EXAMINATION FEE				$100.00	OR		$200.00
TOTAL CLAIMS	66 -20=	46	X 25	$1,150.00	OR	X 50	$200.00
INDEP CLAIMS	10 -3=	7	X100	$ 700.00		X 200	
___ MULTIPLE DEP CLAIMS PRESENTED			X+ 180	$-0-		+ 360	
			TOTAL:	**$2,350.00**		**TOTAL:**	**$1,200.00**

X Please charge my Deposit Account No. 50-0639 the amount of **$2,350.00**. A duplicate copy of this sheet is enclosed.
__A check in the amount of $__ to cover the filing fee is enclosed.
_ A check in the amount of $___ to cover the Assignment Recordation Fee is enclosed.

X The Commissioner is hereby authorized to charge payment of the following fees associate with this communication or credit any overpayment to Deposit Account No. 50-0639. A duplicate copy of this sheet is enclosed.
X Any additional filing fees required under 37 CFR 1.16.
X Any patent application processing fees under 37 CFR 1.17.

__ The Commissioner is hereby authorized to charge payment of the following fees during the pendency of this application or credit any overpayment to Deposit Account No. 50-0639. A duplicate copy of this sheet is enclosed.
__ Any patent application processing fees required under 37 CFR 1.17.
__The issue fee set in 37CFR 1.18 at or before mailing of the Notice of Allowance, pursuant to 37 CFR 1.31(b).
__ Any filing fees under 37 CFR 1.16 for presentation or extra claims.

Respectfully submitted,

Brian M. Berliner
Registration No. 34,549

O'MELVENY & MYERS LLP
400 So. Hope Street
Los Angeles, CA 90071-2899
(213) 430-6000

LA2:810903.1

SYSTEM AND METHOD FOR PROVIDING THREE-DIMENSIONAL GRAPHICAL USER INTERFACE

CROSS-REFERENCE TO RELATED APPLICATION

This application claims priority pursuant to 35 U.S.C. § 119(e) to U.S. Provisional Application Number 60/717,019, filed September 13, 2005, which application is specifically incorporated herein, in its entirety, by reference.

COPYRIGHT NOTICE

This patent document contains material that is subject to copyright protection. The copyright owner has no objection to the reproduction of this patent document or related materials as they appear in the files of the patent offices of the United States or other countries, but otherwise reserves all copyright rights whatsoever.

BACKGROUND OF THE INVENTION

1. Field of the Invention

The present invention is directed toward graphical user interfaces for operating and accessing information on a computer, and more particularly, to a three-dimensional ("3D") interactive computing interface and sorting interface comprising information from real-time and static sources, including, but not limited to, meta search results from the Web; information from APIs, webservices, search engines, application programs, and networks; and files on the end user's desktop.

2. Description of Related Art

Currently, people use computers by inputting information into the computer to achieve a given output. Often this can be a series of tedious steps (mouse clicks and keyboard inputs) to run applications and documents or navigate to information. To get to new computing

experiences, people often have to close their current applications and documents, hide them or overlap them on a finite desktop by drawing them on top of each other, and then mine through folders within folders to find them again at a later date. The user's desktop is finite, and one must redo the same tasks over and over again. This wastes time by (i) requiring many mouse clicks to open and close documents, (ii) requiring one to remember all the combinations of programs and documents one might need for a given purpose and (iii) requiring one to create elaborate hierarchical folder systems to aid in the process of storing and recalling applications and documents. This is primarily due to the limited space the end user has on their desktop.

People currently compute within operating systems that present computer output, such as documents, applications, and operating system's interface in a 2D (two-dimensional) visual display. After initially being loaded into the computer by the boot program, the operating system controls all the other programs in a computer. Typically, the component of the operating system that summons the style in which this output is displayed is called the GUI or graphical user interface. A successful GUI will use screen presentations including metaphors that utilize graphic elements such as icons to make an operating system's input and output easier to manage. Most computer operating systems incorporate a GUI that utilizes two-dimensional graphics to capture, process, and output all input from an end user in a 2D form — having height and width only.

This output is usually confined within a window that is drawn on a finite-sized desktop, i.e., the working area of a computer, that has a given length and width. When the computer's output exceeds this finite working graphical area, elements of the GUI (the windows) are typically drawn on top of each other such that the GUI components overlap one another other. In some operating systems, a shadow is drawn beneath these overlapping windows on the desktop to make them appear as if they have depth. This technique allows an end user to identify the overlapping windows more easily.

We live in a 3D (three-dimensional) world where we see that objects not only have a horizontal position (x) and vertical position (y) but also have depth (z) that is also known as time, according to the three-dimensional coordinate system of mathematics. This notion of expressing depth or time in a visual computer metaphor is important for the creation of a visual history of

the end user's computing sessions. By plotting new output of the computer (instead of replacing) in a virtual space that does not overlap or substitute what exists on the finite desktop, a new virtual space through depth and time is created. For example, if one were to pull up the webpage for the URL http://www.yahoo.com, and then click on a hyperlink (e.g., finance), the current webpage in its window would be replaced by the webpage for Yahoo! finance.

3D has shown itself in computing primarily in the following areas: (1) games, (2) CAD/medical visualization, and (3) virtual worlds. A virtual world is a computer-simulated environment that its users can inhabit and interact with via avatars. This habitation usually is represented in the form of two- or three-dimensional graphical representations of humanoids (or other graphical or text-based avatars).

The navigation window of many desktop operating systems use controls and buttons to allow end users to navigate to other folders and windows in the hierarchical structure of the file system. Often, in navigating to new windows, the new windows replace the display of the current window. Accordingly, it would be very desirable to provide an improved graphical user interface that allows the user to efficiently navigate though a virtual space wherein groups of windows can be easily organized, stored, and retrieved.

SUMMARY OF THE INVENTION

The present invention addresses the shortcomings of the prior-art systems and methods. In particular, the present invention is directed to a system and method for providing an improved 3D graphical user interface.

In accordance with one aspect of the embodiments described herein, there is provided a graphical user interface that uses the two-dimensional ("2D") display of a user's computer to display three-dimensional ("3D") objects in a simulated real-time 3D immersive Cartesian space.

In one embodiment, there is provided a system whereby new computing output occupies new virtual space near the original output, without losing the original output. When an end user clicks on a hyperlink on the webpage, there appears in the virtual space a new webpage that is linked to but does not replace the current webpage in its window; rather, the new webpage is drawn in a new virtual space. This way, the end user can visit past visual computing moments in time.

In accordance with another aspect of the embodiments described herein, there is provided a method for providing a three-dimensional graphical user interface, comprising receiving an input from an end user, capturing computing output from at least one computer source in response to the received end-user input, and presenting the computing output as at least two objects within a three-dimensional virtual space displayed to the end user.

In one embodiment, the method further comprises generating a timeline that includes an icon for each object presented within the virtual space, wherein the icons are organized in linear chronological order according to when the objects were presented within the virtual space and displaying the timeline within the virtual space. In another embodiment, the method further comprises providing a database module for storing and categorizing data regarding each object presented within the virtual space, providing a hyperlink within the database module to respective viewpoint of each object presented within the virtual space, and displaying the data regarding one or more of the objects within the database module presented along with virtual space.

In accordance with another aspect of the embodiments described herein, there is provided a system for providing a three-dimensional graphical user interface, comprising a display screen, an input device for receiving an input from an end user, a processor module operatively coupled to the display screen and the user input device, and a memory module operatively coupled to the processor module. The memory module preferably comprises executable code for the processor to capture computing output from at least one computer source in response to the received end-user input and present the computing output as at least two objects within a three-dimensional virtual space displayed on the display screen.

In one embodiment, the memory module further comprises executable code for the processor to generate a timeline that includes an icon for each object presented within the virtual space, wherein the icons are organized in linear chronological order according to when the objects were presented within the Cartesian space, and display the timeline within the virtual space. In another embodiment, the memory module further comprises executable code for the processor to provide a database module for storing and categorizing data regarding each object presented within the virtual space, provide a hyperlink within the database module to respective

viewpoint of each object presented within the virtual space, and display the data regarding one or more of the objects within the database module presented along with virtual space.

In accordance with another aspect of the embodiments described herein, there is provided a system for providing a three-dimensional graphical user interface in a computer network, comprising a server connected to the computer network and a user-interface application executing in association with the server to provide the functions of receiving an input from an end user, capturing computing output from at least one computer source in response to the received end-user input, and presenting the computing output as at least two objects within a three-dimensional virtual space displayed to the end user.

In one embodiment, the user-interface application executing in association with the server further provides the functions of generating a timeline that includes an icon for each object presented within the virtual space, wherein the icons are organized in linear chronological order according to when the objects were presented within the Cartesian space, and displaying the timeline within the virtual space. In one embodiment, the user-interface application executing in association with the server further provides the functions of: providing a database module for storing and categorizing data regarding each object presented within the virtual space, providing a hyperlink within the database module to respective viewpoint of each object presented within the virtual space, and displaying the data regarding one or more of the objects within the database module presented along with virtual space.

In accordance with another aspect of the embodiments described herein, there is provided a network system for providing a three-dimensional graphical user interface, comprising: a computer-server network comprising a plurality of servers in communication with each other; at least one display screen operatively coupled to the computer-server network; at least one input device for receiving an input from an end user, the input device being operatively coupled to the computer server network; and a software module for providing a series of screen displays to the end user, the software module being accessible by one or more of the servers of the computer-server network. The software module preferably comprises instructions for directing the servers to capture computing output from at least one network source in response to the received end-

user input and to present the computing output as at least two objects within a simulated three-dimensional Cartesian space displayed on the display screen.

In one embodiment, the software module further comprises instructions for directing the servers to generate a timeline that includes an icon for each object presented within the Cartesian space, wherein the icons are organized in linear chronological order according to when the objects were presented within the Cartesian space and to display the timeline within the Cartesian space. In another embodiment, the software module further comprises instructions for directing the servers to provide a database module for storing and categorizing data regarding each object presented within the virtual space, to provide a hyperlink within the database module to respective viewpoint of each object presented within the virtual space, and to display the data regarding one or more of the objects within the database module presented along with virtual space.

In accordance with another aspect of the embodiments described herein, there is provided a computer-readable recording medium for storing a computer program that makes a computer execute: receiving an input from an end user; capturing computing output from at at least one computer source in response to the received end-user input; and presenting the computing output as at least two objects within a simulated three-dimensional Cartesian space displayed to the end user.

In one embodiment, the computer program makes the computer generate a timeline that includes an icon for each object presented within the Cartesian space, wherein the icons are organized in linear chronological order according to when the objects were presented within the Cartesian space, and display the timeline within the Cartesian space. In another embodiment, the computer program makes the computer provide a database module for storing and categorizing data regarding each object presented within the virtual space, provide a hyperlink within the database module to respective viewpoint of each object presented within the virtual space, and display the data regarding one or more of the objects within the database module presented along with virtual space.

In accordance with another aspect of the embodiments described herein, there is provided a 3D graphical user interface that takes a user from one computing place to another while

creating the illusion of infinite space in three dimensions ("3D"). By capturing the output of the user's traditional two-dimensional desktop, the 3D GUI stages this output seamlessly in a 3D space by plotting the windows or other graphical representations of programs in 3D. In one embodiment of the present invention, the 3D GUI anticipates what the user may seek next (for example, the next webpage in a search result), eliminates dormant computing time, and puts the user in a reduced-click computing environment by automatically plotting the new computing experience while visually recording the old.

Because the 3D GUI creates the illusion of infinite space in 3D, it can create a visual history of the user's computing session, whereby the user can visit past visual computing events (or a snapshot in time) by simply navigating to previously recorded states or viewpoints. Accordingly, the 3D GUI can function as a visual chronological history of the user's computing session, whereby the user can name the computer experience they are currently having through their position (or viewpoint) in a 3D space and revisit it by recalling the name or title at a later time. The 3D GUI automates computing by remembering where the user left off last — visually — such that the next time the user requires the same series of inputs to achieve that same given output, the 3D GUI will navigate the user through a 3D space that is the visual history of where the user last left off.

In one embodiment, the 3D GUI can run as an Active X control within a browser window on the desktop of a computer (in conjunction with a web-browser program, such as Internet Explorer). In addition, the present invention can run as a stand-alone application or embedded within an HTML page. For example, a 3D virtual space (that was saved in the 3D GUI) of a series of photographs of a model wearing different jewelry styles can be embedded on a jewelry e-commerce site by embedding the code for the Active X control version of the 3D GUI into the markup language of the HTML page according to the syntax for the component.

The program may run, for example, in conjunction with Internet Explorer, other web browsers, or stand-alone applications. The 3D GUI allows the user to create a 3D space on their computer or the web. Through programmatic access or helper applications (e.g., represented by interactive icons within the 3D space), the 3D GUI allows the user to locate data, applications, files created by applications, desktop windows, HTML pages, and 3D applications, and it

facilitates or invites the graphical output of these files and programs in their interactive 3D spaces. In general, the present invention displays graphics from the user's 2D finite desktop in 3D infinite space while retaining the functionality of the 2D programs and documents. Users will be able to use these files and applications, without restrictions, within 3D spaces.

In accordance with another aspect of the embodiments described herein, the 3D GUI allows the user to create one or multiple 3D spaces on the fly to facilitate the graphical output of files and applications. For example, the user may have the option of linking multiple 3D spaces together, thereby creating a network of 3D spaces. Regardless of where the files or applications are located (e.g., within the same folder, in a subfolder, on a different computer, within the network, on a different network, across the Internet, etc.), the user will have full access to the file through its native program, or to the website through the default browser. In this way, the 3D GUI allows the output of disparate computer programs to visually converge in one expandable, changeable 3D space.

A more complete understanding of the disclosed 3D graphical user interface will be afforded to those skilled in the art, as well as a realization of additional advantages and objects thereof, by a consideration of the following detailed description of the preferred embodiment. Reference will be made to the appended sheets of drawings which will first be described briefly.

BRIEF DESCRIPTION OF THE DRAWINGS

Figures 1A-1C provide a block diagram detailing one embodiment of the process for providing in improved three-dimensional graphical user interface.

Figure 2 is a flowchart illustrating the process for cyclically redrawing a 3D Cartesian space based on user input.

Figure 3 is a flowchart illustrating an exemplary approach to processing information achieve interactive composite texture mapping, as well as interactivity and persistency, in a virtual space.

Figures 4A and 4B provide a flowchart illustrating a process for creating a 3D output of webpages or other content from hyperlinks.

Figure 5A is a block diagram of one embodiment of a system for providing a 3D GUI.

Figure 5B is a block diagram of one embodiment of a system for providing a 3D GUI in a computer network.

Figure 5C is a block diagram of one embodiment of a network system for providing a 3D GUI.

Figure 6 is a block diagram detailing a process for sorting an array of webpages in a 3D stack.

Figure 7 is a flowchart showing a process for sorting an array of webpages in a 3D stack.

Figure 8 is a flowchart for a process and system wherein multiple users can simultaneously vie and modify virtual spaces in collaborative fashion.

Figure 9 illustrates one embodiment of a 3D GUI application window.

Figure 10 illustrates another embodiment of a 3D GUI application window.

Figure 11 illustrates an embodiment of a 3D GUI application window with an opened database module.

Figure 12 illustrates an arrangement of windows within the virtual space of one embodiment of a 3D GUI application window.

Figures 13A and 13B illustrate another embodiment of a 3D GUI application window with an opened database module.

Figure 14 illustrates an embodiment of a 3D GUI having a paintbrush feature.

Figure 15 illustrates an exemplary arrangements of windows and timeline icons in a 3D GUI application window.

Figures 16A and 16B illustrate exemplary arrangements of 3D stacks and timeline icons in a 3D GUI application window.

Figures 17A-17C illustrate exemplary arrangements of windows and timeline icons in a 3D GUI application window.

Figure 18 illustrates another exemplary arrangement of 3D stacks and timeline icons in a 3D GUI application window.

Figure 19 illustrates an embodiment of a 3D GUI that delivers advertisements into the virtual space for the end user.

Figure 20 shows a 3D GUI with the Favorites helper application opened within the database module.

Figure 21 shows a 3D GUI with the Searches helper application opened within the database module.

Figure 22 shows a 3D GUI with an exemplary helper application for a music file opened within the virtual space.

DETAILED DESCRIPTION OF ILLUSTRATIVE EMBODIMENTS

The present invention satisfies the need for a system and method of providing an improved three-dimensional graphical user interface. In particular, the present invention is directed to a system and method for displaying a three-dimensional graphical user interface by receiving an input from an end user, capturing computing output from at least one computer source in response to the received end-user input, and presenting the computing output as at least two objects within a three-dimensional virtual space displayed to the end user. The method preferably further comprises generating a timeline that includes an icon for each object presented within the virtual space, wherein each of the icons are organized in linear chronological order according to when the objects were presented within the virtual space. In the detailed description that follows, like element numerals are used to describe like elements illustrated in one or more of the figures.

Described herein is a system for (i) selectively capturing computing output and information (webpages, applications, documents, desktops and/or anything that can be visualized on a computer) from disparate sources (local computer or network); (ii) allowing the captured output and information to visually converge by staging or drawing it in a common 3D virtual space; (iii) organizing this staged output in a meaningful way utilizing a novel 3D GUI to allow end users an easier and more efficient way to organize, visualize, search, and sort this captured output and information; and (iv) sharing these virtual spaces by saving them, publishing them to the web, e-mailing them, or allowing multiple users to collaborate by simultaneously viewing and modifying them.

Described herein is a system for creating and managing this new 3D computing experience, based on the existing infrastructure of a 2D operating system's output. A preferred

embodiment of this system, diagrammed in Figures 1A-1C, is described in further detail below. In accordance with one aspect of the embodiments described herein, there is provided a system and method for creating a 3D interactive computing interface and sorting interface that includes information from real-time and static sources, including meta search results from the web; information from APIs, webservices, search engine outputs, application program outputs, and networks; and files on the end user's desktop/laptop in a unique interactive 3D interface.

"Meta search" refers to a search wherein a query is submitted to more than one search engine or directory, and wherein results are reported from all the engines, possibly after removing duplicates and sorting. "API" refers to an interface that enables one program to use facilities provided by another, whether by calling that program or by being called by it. At a higher level, an API is a set of functionality delivered by a programming system, and as such, the mix of APIs in a particular system explains what that system can do. "Web" refers a network of servers linked together by a common protocol, allowing access to millions of hypertext resources. It is also known as WWW, W3 and the World Wide Web. "Webservices" refers to a standard approach to interoperating between different software applications, running on a variety of platforms and frameworks, over the Internet. It is software that runs over a network and provides information services based on XML standards that are accessed through a URI (Universal Resource Identifier) address and an XML-defined information interface. "Real time" refers to a transmission or data-processing mode in which the data is entered in an interactive session where an application can respond fast enough to affect later data input.

The invention provides a Graphical User Interface (GUI) that uses the two-dimensional display of an end user's computer to display information (e.g., webpages and other information mapped onto 3D objects) in a simulated real-time 3-D immersive Cartesian space. The program runs within web browsers (e.g., Internet Explorer and Mozilla Firefox) or as a stand-alone application compatible with the local operating system. The 3D GUI program creates the appearance of a 3-D space within a 2-D window on the desktop of a computer, as illustrated in the embodiment of Figure 10. The program can utilize a ubiquitous interactive and immersive 3D rendering browser or player which will process 3D drawing instructions based on higher-level language code (the program) written in the drawing language native to the browser.

The program creates what seems to be an infinite simulated 3-D Cartesian space within the two-dimensional display or window of an end user's computer by abiding by the visual rule of perspective whereby geometry or objects that are supposed to be closer to oneself appear larger concerning their spatial attribute and objects or geometry that are further away appear smaller, as shown in the exemplary embodiments of Figures 10-12. The program simulates a 3-D space within a 2-D window by redrawing objects in the space relative to one another as determined by their perceived distance from the viewer. Objects that are supposed to be further away are smaller whereas objects that are supposed to be closer are larger.

The program creates interactivity of the simulated real-time 3-D immersive Cartesian space. While the user is immersed in this 3D space, the program will take instructions from the user processed by the event handler presented by the Graphical User Interface initiated controls that can change their perspective or viewpoint (as defined as a location or visual perspective in the local coordinate system or three-dimensional space) by moving closer to it, away from it, changing their angle or both. Once the program receives user-initiated input to change the visual perspective of the scene, the program will redraw the scene to reflect the user-initiated input, as well as changes to the visual perspective.

In accordance with one aspect of the embodiments described herein, there is provided a system and method for providing a three-dimensional graphical user interface. With reference to Figure 5A, in one embodiment, the system 710 comprises a display screen 712 and input devices 714, 716 for receiving an input from an end user. The system 710 further comprises a processor module 718 (operatively coupled to the display screen 712 and the user input devices 714, 716) and a memory module 720 (operatively coupled to the processor module 718).

The memory module 720 preferably comprises executable code for the processor module 718 to capture computing output from at least one computer source in response to the received end-user input, and to present the computing output as at least two objects within a three-dimensional virtual space displayed on the display screen 712. In one embodiment, the memory module 720 preferably further comprises executable code for the processor module 718 to generate a timeline 340 that includes an icon for each object presented within the virtual space 300, wherein the icons are organized in linear chronological order according to when the objects

were presented within the Cartesian space 300. In another embodiment, the memory module 720 preferably further comprises executable code for the processor module 718 to provide a compass or database module 440 for storing and categorizing data regarding each object presented within the virtual space, to provide a hyperlink within the database module to respective viewpoint of each object presented within the virtual space, and to display the data regarding one or more of the objects within the database module 440 presented along with virtual space 300.

In accordance with another aspect of the embodiments described herein, there is provided a system for providing a three-dimensional graphical user interface in a computer network. With reference to 5B, in one embodiment, the system 730 comprises a server 732 connected to the computer network (734, 736, 738, 740) and a user-interface application executing in association with the server 732 to provide the functions of receiving an input from an end user; capturing computing output from at least one computer source in response to the received end-user input; and presenting the computing output as at least two objects within a three-dimensional virtual space displayed to the end user. In one embodiment, the user-interface application executing in association with the server 732 preferably provides the functions of generating a timeline 340 that includes an icon for each object presented within the virtual space 300 wherein the icons are organized in linear chronological order according to when the objects were presented within the Cartesian space 300 and displaying the timeline 340 within the virtual space 300. In another embodiment, the user-interface application executing in association with the server 732 preferably provides the functions of providing a compass or database module 440 for storing and categorizing data regarding each object presented within the virtual space, providing a hyperlink within the database module to respective viewpoint of each object presented within the virtual space, and displaying the data regarding one or more of the objects within the database module 440 presented along with virtual space 300.

In accordance with another aspect of the embodiments described herein, there is provided a network system for providing a three-dimensional graphical user interface. With reference to 5C, in one embodiment, the network system 750 comprises: a computer-server network 751 comprising a plurality of servers (752, 754, 756, 758) in communication with each other; at least one display screen 712 in operative communication with or operatively coupled to the

computer-server network 751 (directly or indirectly); at least one input device (714, 716) for receiving an input from an end user, the input devices (714, 716) being operatively coupled to the computer-server network 751; and a software module 760 for providing a series of screen displays to the end user, the software module 760 being accessible by one or more of the servers (752, 754, 756, 758) of the computer-server network 751.

The software module 760 preferably comprises instructions for directing the servers (752, 754, 756, 758) to capture computing output from at least one network source in response to the received end-user input, and present the computing output as at least two objects within a simulated three-dimensional Cartesian space 300 displayed on the display screen 712. In one embodiment, the software module 760 further comprises instructions for directing one or more of the servers (752, 754, 756, 758) to generate a timeline 340 that includes an icon for each object presented within the Cartesian space 300, wherein the icons are organized in linear chronological order according to when the objects were presented within the Cartesian space 300, and to display the timeline 340 within the Cartesian space 300. In another embodiment, the software module 760 further comprises instructions for directing one or more of the servers (752, 754, 756, 758) to provide a compass or database module 440 for storing and categorizing data regarding each object presented within the virtual space, to provide a hyperlink within the database module to respective viewpoint of each object presented within the virtual space, and to display the data regarding one or more of the objects within the database module 440 presented along with virtual space 300.

Within the 3D immersive space that the 3D GUI creates, the user's viewpoint can be changed, where "viewpoint" is defined as a specific location or perspective in the local coordinate system (3D space) from which the user can view the scene or file. As such, an interface called a compass 440 can be used to help the user name, map, and navigate the viewpoints in a 3D space, as illustrated in the exemplary embodiment of Figure 11. Here, the compass or database module 440, which is located to the left of the display of the virtual space 300, can be used to record the user's current viewpoint at any time while immersed in the 3D space. For example, the entry 442 shows the viewpoint "Yahoo!" indexed in the compass 440. The compass 440 can be used to assign one or multiple names to the recorded viewpoint, and/or

to store the names of viewpoint(s) as one name in a collection of names in a relational database. The names constitute a map of the 3D space as well as a method to navigate the map. For example, in one embodiment, there is provided a linear map, called a timeline 340, having a plurality of icons (502, 504, 506, 508). The icons 502, 504, 506, 508 in the timeline represent viewpoints indexed in the compass 440 and correspond to the windows 510, 512, 514, 518, respectively. The compass can also serve as the user interface to the relational database of stored names/viewpoints. The compass can have drop-down menus, wherein each menu is a record (in the relational database) that stores the name(s) and/or fields of viewpoints assigned by the user or automatically generated by the application program. The compass can be expandable to facilitate an infinite array of menus or records, thereby creating a table or group of records.

In the embodiment shown in Figure 11, the explorer pane of the 3D GUI window serves as the compass 440 as it pertains to the Windows environment. In this pane, one can see tabs labeled Saved Spaces 450, Desktop 451, Favorites 452, Web Browsers 453, Searches 454, Images Searches 455, Movies Searches 456, Searches 457, Pictures 458, Sound/Music 459, 3D 460, and Memos 461. These tabs represent programmatic access or helper applications, which are described in further detail below.

As shown in the embodiment of Figure 11, the tab called Web Browsers 453 is selected, revealing the Web Browsers menu below it, and the name of the viewpoint of the webpage (shown in the main window or virtual space) whose URL is http://www.yahoo.com and whose viewpoint name as it relates to the compass 440 is "http://www.yahoo.com - Yahoo!" 442. More specifically, listed in the menu of the compass 440 are the names of four viewpoints of the webpages (shown in the main window or virtual space) whose URLs are http://www.yahoo.com, http://www.google.com, http://www.ebay.com, and http://www.msn.com and whose viewpoint names as they relate to the compass (and are listed as such) are "http://www.yahoo.com - Yahoo!" 442, "http://www.google.com - Google" 443, "http://www.ebay.com - ebay" 444 and "http://www.msn.com - MSN" 445. In this way, the end user can use the programmatic access or helper applications (450-461) to have their content staged in a 3D virtual space, can have the viewpoint representation of their content automatically indexed and organized in the compass

440, and can have a linear representation of the graphical events in the compass 440 indexed on the timeline 340 via 3D icons (502, 504, 506, 508).

In a preferred embodiment of the present invention, the helper applications are adapted to display the output of files and programs within windows (e.g., within the 3D spaces). In an alternate embodiment of the present invention, the programmatic access or helper applications are adapted to display information via customized interfaces whose graphical designs look like the real-world objects they seek to represent. For example, with reference to the embodiment of Figure 22, a user may run a helper application or programmatic access for a music file. After clicking on the icon for the helper application for sounds/music, the 3D GUI will prompt the user to locate the music file on either their local computer, a networked computer, or the World Wide Web. The helper application will then draw the interface (680, 682, 684) for the music file, preferably in the form of a compact disc, in the 3D space (300). The user can then interact with the graphical representation of the music file (e.g., the graphical representation of a CD) to run and play the music file shown in interface 690.

The naming of stored viewpoints can exist as a single name in one menu in the compass or as a combination of multiple names in multiple menus. In one embodiment, each viewpoint is associated with only one name in each menu. This way, the user can select multiple names in multiple menus to create meaningful combinations of names that dynamically retrieve stored viewpoints based on the relationship of names selected. The user can edit the menus of the compass, thereby adding or removing categories or expanding the menus. All of this can happen in real time, as the user authors and interacts with his or her 3D scene(s). The user may also be able to combine two or more disparate compass interfaces, thereby creating a larger virtual map and navigation system for one or more 3D spaces. A named viewpoint in the compass can link to a viewpoint in the current scene, a viewpoint in another 3D file on the local desktop, or a viewpoint in another 3D file hosted on the World Wide Web. This way, the compass creates a means of navigation that creates abstraction between viewpoints in any given files (local desktop files, files on the web, etc.).

In one embodiment of the present invention, the 3D GUI is further adapted to generate custom 2D maps of stored viewpoints and their names for specific menu items in the compass.

Specifically, the 3D GUI creates 3D icons for each viewpoint named and created via the compass and plots them into the 3D space with the respective names assigned to them as signposts, allowing the user to map all of the viewpoints for a 3D space and to draw lines among the viewpoints to see relationships among disparate viewpoints.

With reference to the embodiment of Figure 11, there is provided a linear map 340 (drawn on the bottom margin of the virtual space 300), in an infinite possibility of maps, whereby the 3D GUI is adapted to express the map of stored viewpoints as 3D icons with their names (should the end user mouse-over them) for specific menu items in the compass 440 expressed as a timeline 340. Here, the timeline 340 is a map which represents the linear progress of animation from the first viewpoint to the last viewpoint, should the end user click each 3D icon in such a sequence, originally created and indexed in the compass 440. In essence, each 3D icon (502, 504, 506, 508) is a hyperlink or graphic that jumps to a new location or viewpoint (when clicked).

The present system utilizes a unique graphical user interface called a timeline that allows end users to (i) index and keep track of, (ii) navigate to and (iii) replay every visual event and important action that occurs within a virtual space as it is happening (on-the-fly) by drawing icons for these visual events in linear chronological order within the virtual space (see Figure 18). As used herein, "visual event" refers to a change in appearance to the 3D virtual space typically caused by adding information and output captured from other sources (automatically through programmatic access or manually by the end user) and drawn within the 3D virtual space (see Figures 1 and 2 — boxes 22, 24, 26).

In one embodiment, each new action, initiated as a result of input from the end user or otherwise initiated by programmatic access, that results in a visual event, is automatically stored in the compass and then plotted as an icon on a dynamic timeline linear map 340 (see Figures 11, 12, and 13A). Those skilled in the art will understand that it would be impossible to list every possible kind of computing event that would constitute a visual event that would be drawn as an icon on the timeline 340. In one embodiment (shown in Figures 11, 12, and 13A), the timelines 340 are drawn horizontally on the bottom margin of the page in a straight line. In another

embodiment (not shown), the timeline can be drawn vertically on the left or right margin of the page.

Each item plotted in the timeline is an icon that represents the action the end user initiated to cause a visual event for which the icon on the timeline was created. For example, with respect to a horizontal timeline, items to the left of a given item on the timeline occurred before the given item, whereas items to the right of the given item on the timeline occurred after the given item. With reference to the illustrative embodiment of Figure 18, the visual event (610) for which icon 612 was drawn on the timeline 340 occurred before the visual event (620) for which icon 622 was drawn on the timeline 340. Similarly, the visual event (630) for which icon 632 was drawn on the timeline 340 occurred after the visual event (620) for which icon 622 was drawn on the timeline 340.

This way, end users can go back to past computing experiences (what was drawn at some viewpoint or x,y,z coordinate in the virtual space at the time an icon was created and added to the timeline) by clicking any icon on the timeline (in a linear order, random order, etc.) which binds the end user to a viewpoint for which information regarding the visual event is plotted within the virtual space; in this case in its own unique 3D or visual stack in the current embodiment.

With reference to Figure 13A, in one embodiment, there is provided a helper application called Desktop 451 that allows the user to drag and drop items shown in the menu 441 of the database module 440 into the virtual space 300. A dynamic linear map (drawn on the bottom margin of the virtual space) in the form of the timeline 340 is provided to express the actions of the end user's input as icons on the timeline 340. Should the user click any icon on the timeline 340, the user's viewpoint will change to the first item in the 3D stack (i.e., stack visualized in 3D) created for the action or visual event. Ultimately, the timeline 340 is a linear map for all the items or output the helper applications (450-461) capture and draw within the 3D GUI's stage or virtual space 300.

In another embodiment, illustrated in Figure 16A, an end user selects the helper application called Yahoo! Search (520), and types a search term (e.g., "Albert Einstein" or "Thomas Edison") into the helper application's text input field (530). The helper application gathers the information for the search request through a webservice or other technique (Figures

4A and 4B) and plots the search results in a unique 3D stack 560, which is represented in the timeline 340 by an icon 562. The plotting of the search results in its own 3D stack by a helper application constitutes a visual event or change to the 3D virtual space for which an icon is drawn and added to the timeline.

An end user can select another helper application called Yahoo! Image Search (520) and enter the same search term in the search field (530) of the Yahoo! Image Search text input field. The Yahoo! Image Search helper application gathers the information for this search request by interfacing with Yahoo!'s webservices and then plots the search results in its own unique 3D stack 570 translated to the right (+x in the 3D Cartesian virtual space) of the previously plotted 3D stack or stack visualized in 3D. In addition, the drawing of the new visual stack within the virtual space constitutes a visual event whereby another icon 572 representing stack 570 is added to the timeline (to the right of the last icon 562).

With reference to Figure 16B, should an end user create a web-browser page within the virtual space (Figures 1A-1C — box 60) such as http://www.google.com through the "address": command-line interface 464, whereby an end user can input a URL and have it added to the virtual space (Figures 1A-1C — box 60), the new webpage would be drawn in its own 3D stack 580 translated to the right (+x in the 3D Cartesian virtual space) of the previously plotted 3D stacks 560, 570. This would add another icon 582 to the timeline (to the right of the last icon 572). If the end user navigated within the virtual space and changed their viewpoint and selected the "record viewpoint" feature of the 3D GUI system (Figures 1A-1C — box 50), the would records the x, y, and z position (viewpoint) within the virtual space, adds this to the database module, such as under a tab called favorites.

As shown in Figure 20, when the user clicks on the "record viewpoint" icon 650, the system records the x, y and z position ("viewpoint") within the virtual space, and adds this to the compass 440 as an item 652 under the tab called favorites 452. The system preferably allows the user to name the viewpoint and draw a 3D icon 654 within the 3D virtual space indicating the position of the stored viewpoint within the virtual space as a signpost. The system preferably draws the 3D icon 656 for the newly created viewpoint on the timeline 340 translated to the right of the previously drawn icon on the timeline as this would be categorized as a visual event. In

this way, each visual event added to the virtual space is archived and expressed on-the-fly on the timeline through its icon.

Clicking each of the icons on the timeline from left to right in succession would result in successive changes to the end user's viewpoint. In this way, visual events within the virtual space are archived as they happen and expressed on the timeline in linear order. The user can travel back in time by simply clicking the icon on the timeline that represents the "visual events" that were drawn in the virtual space, for which the icon on the timeline was created. Clicking the item on the timeline would change the end user's viewpoint to the position in the virtual space where the visual events were originally drawn; in this case, the first item in each 3D stack.

Within the 3D GUI system, the addition of items to the timeline is dynamic and happens when new visual events are created. Furthermore, the timeline becomes an important component of the GUI system when a virtual space is viewed by an end user other than its author (either through e-mail or visiting a published URL of the saved space on a server). Upon viewing for the first time a virtual space that another end user authored, an end user can click the icons on the timeline from left to right in linear fashion and experience in chronological order what the author of the virtual space experienced as they created it. In this way, the timeline captures or records the visual changes of a virtual space in chronological order so others viewing it can re-experience the virtual space by clicking the icons on the timeline in succession from left to right.

The 3D GUI preferably utilizes an application program or run-time environment that is used to execute code programmed for it based on this system. For example, the program can utilize an interactive and immersive 3D–rendering browser that processes 3D drawing instructions based on higher-level language code (the program) written in the drawing language native to the browser program. There are numerous programming languages as well as run-time environments/3D–rendering browsers that can be used to achieve this. The run-time environment or browser can be (1) a stand alone application, (2) an Active X control or object within a web browser, and/or (3) an embedded object in webpages.

This system or 3D interactive computing interface will create what is known as a virtual space on the computer desktop for which it runs through the browser program. A virtual space is simply a program (running within the run-time environment/3D–rendering browser) simulating a

3D space within a flat 2D display by redrawing objects in the virtual space relative to one another as determined by their perceived distance from the viewer, Figure - 2. Objects that are supposed to be further away are drawn smaller whereas objects that are supposed to be closer are drawn larger.

Furthermore, the subject matter of a simulated 3-D Cartesian space drawn within the two-dimensional display or Window of an end user's computer is preferably redrawn in a cyclical fashion (Figures 1 and 2 — boxes 22, 24, 26) to refresh the scene such that changes to the objects drawn must happen quickly enough based on the responses of the end user such that the experience feels truly interactive.

The information that is responsible for a virtual space is not unlike any other file where the information that composes the file can be stored, named, and amended at will (Figures 1A-1C — box 94). In addition, because a 3D virtual space is used (1) to express the graphical user interface it utilizes for input and output and (2) as a stage to visualize the information to be sorted and searched on the system, many of the commands that are part of an operating system's file system can also apply to saved virtual spaces. In addition, each saved virtual space (Figures 1A-1C — box 96) can act as a container for all of the items that were added to the virtual space through the helper applications (Figures 1A-1C — boxes 32, 34, 36, 38, 40) that act as a bridge allowing information to stream into the system's virtual spaces. As one of the more popular functions of the Internet is to download and transfer files from one computer to another, the notion of utilizing a virtual space to output and add files, content, and information into as a medium to e-mail or transfer these files is novel and useful. Those skilled in the art will realize that once a virtual space is archived as a file, it can easily be e-mailed or sent via FTP to another server or computer as easily as any other e-mail or file.

In the current computing paradigm, e-mail messages are sent to one another as messages with attachments of binary files such as pictures, videos, sounds, and executable files. Once an e-mail message is received, to view an attachment, the recipient must (i) select the file, (ii) decode each file using their e-mail software, (iii) download it, and (iv) launch the file in its own new window using a separate program that created it or can view it. In contrast, in the 3D GUI, all the files, such as pictures, video, sounds, webpages, or other content, that are added to a

virtual space (see Figures 1A-1C — boxes 32, 42, 50, 58, 60, 62, 72, 74, 84, 86, 88, 90, 92, 94, 104) can be e-mailed as a whole in one file. Once the recipient of the e-mail receives the e-mail, they can access the virtual space with all of its content with one click, by clicking the hyperlink to the saved space whether it is (i) attached to the e-mail or (ii) saved on a server (Figures 1A-1C — box 98). Doing so opens the virtual space and stages all of the content without the end user needing to open files separately one by one.

More specifically, once the virtual space is received via e-mail or downloaded to an end user's computer from a server or via FTP on the Web, the hyperlink to the saved space in the webpage responsible for showing the e-mail or FTP file sees the embedded HTML <object> tag for the Active X control or application that can execute the e-mailed or transferred file with one click. In general, this tag contains information needed to execute the control, which can be located on the GUI server or elsewhere. In this way, the 3D GUI system (configured in this embodiment of the invention as an Active X control) can run on any computer, allowing saved virtual 3D spaces with an end user's content to be sent to any other computer via e-mail, file transfer protocol or other method and have all the content within the virtual space accessible to an end user with one click.

In one embodiment of the present system, the 3D GUI program allows the end user to publish their spaces to a GUI server (Figure 8 — box 282), such as by clicking a publish button or the like within the program. The 3D GUI program saves the file by uploading it or pushing it to the server and creates an address for this file as a URL (Figure 8 — boxes 284 and 286). One or multiple users (Figure 8 — boxes 290_1 – 290_n) could visit this published URL at the same time. Visiting this URL would launch the 3D GUI Active X control on each of the end users' client computers and independently download the most recent version of the file to each of the multiple users' computers (Figure 8 — box 288) so they could interact with and use the virtual space. Initially, each end user would be executing the same version of the virtual-space file initially downloaded on their client computer. The server would keep an index of all the end users who downloaded the file (known as the "multiple users") through network communication among the client(s) and the server computer.

Any change through a visual event to any of the multiple users' virtual spaces would be journalized in its own file. Here, visual event refers to a change in appearance to the 3D virtual space, typically caused by adding information and output captured from other sources and drawn within the 3D virtual space (Figure 2 — box 22, 24, 26). The term "journalizing" refers to a file system that logs changes to a journal before actually writing them to the main file. Each file for each journalized change for each new visual event from every client computer would be pushed to the server (Figure 8 — box 296), through a network connection, and added to the original file as a journal entry. Once the server received a journal entry to a file it would push the additions to the original file to all the multiple users' client computers except the client computer for which the change originated. In this way, the new visual events or journalized files from all the multiple users would be updated to the virtual spaces of all the multiple users. This process preferably recurs quickly in a cyclical fashion, thereby allowing all the changes from all of the multiple users to be reflected in real time.

The 3D GUI program provides interactivity of the simulated real-time 3-D immersive Cartesian space. While the end user is immersed in this 3D space, the program will take instructions from the user processed by the event handler presented by the Graphical User Interface initiated controls that can change their perspective or viewpoint, which refers to a location or visual perspective in the local coordinate system or three-dimensional space. As such, the end user will be able to achieve multiple, unique viewpoints in a virtual space by moving closer to or away from an object in the virtual space (e.g., a webpage), and/or changing the angle or perspective of the webpage in the virtual space.

In one embodiment of the invention, the Graphical User Interface control that assists the end user in changing their perspective in the virtual space is called a navigator, and it can be seen in Figures 11 and 12. By clicking on the icons on the navigator, the end user can change their perspective or viewpoint in the 3D virtual space. In the embodiment shown in Figures 11 and 12, (1) the "+" button on the navigator moves the end user forward along the z-axis in the 3D Cartesian space; (2) the "-" button on the navigator moves the end user backward along the z-axis in the 3D Cartesian space; (3) the "up arrow" moves the end user up along the y-axis in

the 3D Cartesian space; (4) the "down arrow" moves the end user down along the y-axis in the 95

3D Cartesian space; (5) the "left arrow" moves the end user left along the x-axis in the 3D Cartesian space; and the (6) "right arrow" moves the end user right along the x-axis in the 3D Cartesian space.

Once the program receives user-initiated input to change the visual perspective of the scene, the program will redraw the scene to reflect the user-initiated input as well as changes to the visual perspective, as illustrated in Figure 2. The program recalculates the shapes and sizes of objects or geometry in the scene/3D Cartesian space to reflect the location or visual perspective of the end user in the local coordinate system. In order to achieve a realistic real-time experience, the program will redraw the scene in a cyclical fashion.

The event handler is a part of a computer program created to tell the program how to act in response to a specific event (e.g., the clicking of a mouse, the dragging of a scrollbar, or the pressing of a button). The program's custom event-handling functions will be executed by the event dispatcher, which is a part of the operating system that detects graphical user interface (GUI) events and calls functions in the executing program to handle those events (see en.wikipedia.org/wiki/Event_handler).

The program recalculates the shapes and sizes of objects or geometry in the scene/3D Cartesian space to reflect the location or visual perspective of the end user (based on the input gathered by the event handler) in the local thee dimensional coordinate system. In order to achieve a realistic real-time experience, the program will redraw the scene in a cyclical fashion. In this way, the end user can control their navigation, position, and viewpoint in the 3D immersive space, giving them the freedom to visualize any geometry within the 3D space at any angle or viewpoint chosen (see Figure 2).

In accordance with one aspect of the embodiments described herein, there is provided a method and system for creating a 3D output of webpages from hyperlinks via interactive meta search results from search-engine outputs. With reference to the embodiment of Figures 4A and 4B, there is provided a graphical user interface, such as an input interface or helper application (box 162) within the 3D scene, that allows the end user to input a search term or combination of

search terms once an end user is within their 3D space. The helper application or programmatic access can allow the end user to input not only the search term(s), but the source from which the search results should originate (e.g., eBay, Yahoo!, Google, e-mail, desktop, MySpace, MSN, or any other available source of information (as shown in Figures 4A and 4B — box 164). Accordingly, the proper helper application must be customized to capture or interface the 3D GUI system with the origin of information. Most search engines, portals and publishers of information on the world wide web require different programmatic access techniques to expose their information through webservices to allow other systems to connect with their information. Workers who are skilled in this art will understand that slight changes must be made to bridge the 3D GUI to this information without departing from the system. For example, the method can comprise connecting with http://www.google.com to facilitate the bridge of information into the 3D GUI system.

Similar to the way a search engine's crawler roams the world wide web by visiting hyperlinks, storing the URLs, and indexing the keywords and text of each page encountered, in one embodiment, the 3D GUI program can conduct a world wide web search on-the-fly, using these search terms in the search system or website of the end user's choice by opening one 2D HTML page of the homepage of the chosen search engine (in this case http://www.google.com Figures 4A and 4B — box 184), drawn off screen (hidden) through the operating system's web browser control (Figures 4A and 4B — box 184) as a child window within the 3D GUI. Our program will then enter the search term into the off screen text input field of the search engine's homepage (Figures 4A and 4B — box 188), emulate a carriage return, retrieve the search results (Figures 4A and 4B — box 192), parse the search results found in each HTML page, identify each hyperlink that the search engine returned to the end user as a search result, and store this in an array. In one approach, the program will open one new webpage or window in the 3D space (behind the search results page) for each element of this array or each hyperlink found on the search system's results page that would display the webpage found at the URL for the given hyperlink.

If the end user conducts a new search, the program will open a new browser window with the URL of the search system of their choice off screen for each search phrase entered into the

input interface, transfer the keyword phrase to this search page as a staging area and emulate the carriage return. Once the search results appear, they can be brought into the program again. However, each new search result much have its own browser window drawn off screen and then brought back into the 3D Cartesian space.

In addition, it should be noted that the web browser control in the Windows operating system adds browsing, document viewing, and data downloading capabilities to applications. Applications using this control will allow the user to browse sites on the World Wide Web, as well as folders in the local file system and on a network. The web browser control is used in certain embodiments of the present invention. However, it will be noted that the 3D GUI system can utilize any part of the operating system shell or other component, other than the web browser control, as the method to capture and display output from the computer.

The 3D GUI program can open one new webpage or window in the 3D virtual space (behind the search results page Figures 4A and 4B — box 202) for each element of this array or hyperlinks found on the search system's results page that would display the webpage found at the URL for the given hyperlink. In this way, the 3D GUI is not unlike a search engine's crawler except here the system visualizes the actual webpages, information and hyperlinks it encounters on-the-fly in a 3D virtual space instead of storing it in a database as an index. In Figures 4A and 4B — box 202, one can identify the search results page drawn in front of two webpages. The system as a default draws each new webpage in what we call a "3D stack" (i.e., a stack visualized in 3D, sometimes referred to as a 3D stack) as shown where each new webpage occupies an x,y,z coordinate similar to the position of the existing webpage; except it is drawn further into the distance along the z axis (where it appears smaller from the given perspective) and is translated on the x or y or both x, y axis to allow the end user to see multiple webpages from any given perspective. For example, in the embodiment of Figure 9, one can see a bird's eye view of four 3D stacks 302, 304, 306, 308 drawn in a virtual space 300 where each 3D stack (each containing about ten items in this embodiment) represents a new search.

With reference to the embodiment of Figure 10, frames 366 and 371 provide two search results conducted using a search engine (e.g., Google). Each search results in the creation of its own 3D stack (360, 370), each stack including about ten webpages. The dynamic creation of

these 3D stacks (360, 370) in the 3D virtual space 300 is the default gestalt that the 3D GUI display engine uses to output the elements found within the 3D virtual space's organized output of information. In another embodiment, the display engine has the ability to load other custom templates to achieve one or more different gestalts (e.g., 3D stacks, etc.).

With continued reference to Figure 10, there is provided another embodiment of a navigator 380. By clicking on the icons on the navigator 380, such as next page 382 and previous page 384, the end user can easily change his/her perspective or viewpoint to coincide with the meaning of the buttons on the navigator 380. For example, clicking the next page 382 on the navigator 380 binds the end user to a close-up viewpoint of the next page in a 3D stack (e.g., moving from page/frame/window 361 to page/frame/window 364). Additionally, (a) the + button 390 moves the end user forward along the +z axis in the 3D Cartesian space, (b) the - button 392 moves the end user backward along the –z axis in the 3D Cartesian space.

There are also provided a group of navigation buttons 396 near the bottom of the screen. Clicking the button 324 brings up the first page of a 3D stack (e.g., page 361 of stack 360), whereas button 406 pulls up the last page of a 3D stack (e.g., page 368 of stack 360). Stated another way, clicking button 398 binds the end user to a close-up viewpoint of the first page in the 3D stack, whereas clicking button 406 binds the user to a close-up viewpoint of the last page in the stack. Similarly, clicking button 400 brings up the previous page, whereas button 404 pulls up the next page in a given stack. Clicking button 402 causes the program to take a snapshot of the current Cartesian space arrangement of windows and objects, which makes it possible for the user to pull up the current Cartesian space at a later time. Clicking the "next 10 pages" button (now shown) draws the next ten pages in the 3D stack, adding it to the original ten pages to create a total of twenty pages in the 3D stack. Clicking the previous 10 pages button 408 binds the end user to a close-up viewpoint of the previous 10 pages in a 3D stack (for example, moving from the twentieth page back to the tenth page).

Also illustrated in the embodiment of Figure 10 is a supplemental navigation button 410 for changing his/her perspective or viewpoint in the 3D virtual space 300. For example (a) the up arrow 412 moves the end user up along the +y axis in the 3D Cartesian space, (b) the down arrow 414 moves the end user down along the –y axis in the 3D Cartesian space, (c) the left

arrow 418 moves the end user left along the –x axis in the 3D Cartesian space and the (d) right arrow 416 moves the end user right along the +x axis in the 3D Cartesian space.

When an end user clicks the close button 420 on any texture map of a web browser control represented in the 3D stack, the 3D GUI removes the page from the 3D stack, animates the next page after removed page forward to replace position of removed page in stack, animates page after previously animated page to original position of previously animated page before it was moved, animates forward next page in 3D visual stack to replace position of previously animated page, animates next page in stack to position of previously animated page, and repeats this process until the end of the 3D stack or last element in the array is reached.

In addition, the 3D GUI can be easily customized in another embodiment of the invention to accommodate a formula to dynamically compute the position or x,y,z coordinates of each webpage (or other item) drawn within a 3D stack to take on the overall look of what we call a custom gestalt whereby the configuration or pattern (x,y,z coordinates in the virtual space) of elements are so unified as a whole that it cannot be described merely as a sum of its parts. For example, in one embodiment (not illustrated), a different gestalt or pattern for drawing webpages takes on the shape of a three-dimensional cube where each webpage is plotted at the point of intersection of three sides of the cube (different than the column gestalt in Figure 9).

In another embodiment, the 3D GUI retrieves images from a helper application which are then presented in a matrix wherein four pictures are drawn into two rows and two columns for each 3D stack along the x and y plane within the virtual space. In yet another embodiment, the visual gestalt is of a matrix where sixteen pictures are drawn into four rows and four columns for each 3D stack along the x and y plane within the virtual space's gestalt.

In accordance with another aspect of the embodiments described herein, the 3D GUI "gestalt" can be adapted to provide a "Links In/Links Out" feature in combination with a gestalt for any object or web page in the search results within the virtual space. First, should the user request, the program will automatically allow the end user to plot all of the web pages or objects that "link out" of any given web page or object within the 3D virtual space. Second, should the user request, the program will automatically allow the end user to plot all of the web pages or objects that "link in" to any given web page or object within the 3D virtual space.

The 3D GUI system's display engine can also be adapted to output a custom gestalt suitable for e-mail. The labels drawn in the 3D Cartesian space, their positions and angles for Links In/Links Out can be customized to display any titles which correspond to the kind of data presented. Each coordinate or position in the 3D Cartesian space for plotting the information displayed in 3D stacks and Links In/Links Out, are variables that can be amended within a custom template that is compatible with the program to alter the look of the gestalt in the 3D Cartesian space. This can be accomplished by using xml encoded data in the template that utilizes the extensible nature of the program. Those skilled in the art will be able to create these extensible data tables that work with the system. The program can handle multiple templates at once through template files and switch between different themes on-the-fly at the request of the end user through their input from the interface panel.

In one approach, each coordinate or position in the 3D Cartesian space displayed in the 3D stacks are variables that are amended by a custom template that is compatible with the program to alter the look of the gestalt in the 3D Cartesian space. This is accomplished by using xml encoded data in the template file that utilizes the extensible nature of the program. For example, a cluster of eight windows can be arranged at the corners of a cube configuration, wherein the each window can be rotated through the cube arrangement to sort through the pages in the cluster. The Links In and Links Out feature can be represented by line segments that connect each cluster. It will be noted that a cube cluster is only exemplary and that clusters having variable numbers of pages to display are contemplated as well. For example, in another embodiment, five windows are represented in a cluster having a pyramid configuration, wherein the pyramid comprises a rectangular base with four points and a single point located above the rectangular base.

In one embodiment of the invention, the 3D GUI can be a historical visual chronology of the user's computing session, whereby the application can archive the date and time of each new visual event by recording the viewpoint at that date and time of the computing session and revisit these visual events by restoring the viewpoint at that date and time. Here, we are calling a "visual event" as any change in appearance to the 3D virtual space usually caused by adding information and output captured from other sources and drawn within the 3D virtual space

(Figure 2 — boxes 22, 24, 26). In one embodiment of the present invention a virtual space is created as shown in Figure 21. Furthermore, the helper application called "Yahoo! Search" is utilized to conduct a search and plot the webpages for the search result in the 3D virtual space in its own 3D stack. The searches tab 454 in the compass 440 is selected showing the date and time that each search result or webpage was plotted within the virtual space in the window pane below it in chronological order (see entries 660-672 in menu 441 of compass 440).

We are calling the "compass" an area in the program that can store information in the 3D GUI that is related to the program such as viewpoints. The compass can have categories where information is stored. Changing the categories gives the end user access to different information, allowing one to filter or discover information based on the category selected where the information resides.

Here we see that the events (674, 676) shown or drawn in the virtual space 300 correspond to the archived date and time indexed for each event in the searches tab of the compass. Since 3D virtual spaces have a (i) horizontal position known as (x), (ii) vertical position known as (y) and (iii) a position of depth (z) which is also known as time, one can see how it is possible to create a visual history of the end user's computing session by plotting new output in a new position further along the (z) axis and date and, time stamp it (e.g., entry 670 which reads August 8, 2006 – 6:00 p.m.) In fact, the system can be programmed to archive any information combined with the proper operating system controls or other output at the next visual event to be drawn in the 3D virtual space by the help of custom helper applications. For example, a graphical event could be the creation of a webpage in the GUI's 3D virtual space by typing a URL such as http://www.yahoo.com followed by a carriage return on the command line interface labeled "address:" 464.

The 3D GUI automates navigation in computing by remembering where the user left off last - visually - such that the next time the user requires the same series of inputs to achieve that same given output, the 3D GUI will navigate the user through a recorded 3D space that is the visual history of where the user last left off and the items that were output into the virtual space will be staged just as they were.

With reference to Figure 13A, in one embodiment, the application the 3D GUI runs as an Active X control within the Internet Explorer web browser. The Saved Spaces tab can be selected in the explorer pane to reveal all the saved spaces in the menu below it. Clicking a saved space will load the 3D virtual space into the main window. Window 490 shows the output of another helper application called Desktop 451 whose name is shown as a tab in the compass 440. In the illustrated embodiment, a saved Microsoft Word document 500 is running in a window 490 within a 3D virtual space 300 alongside items 492, 494, 496, 498. All of the outputs of these items were captured through the input of the end user through helper applications using the method called "Interactivity and Persistency" (see exemplary approach shown in Figure 3). This output saved here as a virtual space 300 can be combined together from disparate sources and saved together as one in a virtual space 300.

Furthermore, the Microsoft Word document 500 whose output is running in the 3D virtual space window 490 was input (into the 3D virtual space 300) by the end user by drag-and-drop (Figures 1A-1C – box 78) from the menu of the helper application labeled Desktop 451, in the explorer pane of the 3D GUI application shown as a graphical event. Using the helper application called Desktop 451, any file, document, application or desktop can be added to a 3D GUI virtual space by drag-and-drop (Figures 1A-1C – box 78) in the same way the Microsoft Word document 500 was added to the virtual space 300. Furthermore, once the file, document, application or desktop is added to the virtual space 300, it is fully interactive and functional and appears no different from, or close to, the original way the program functions when it was not in the 3-D Cartesian space 300.

Figure 13B shows a saved virtual space whose file name is called ncn (510) whose itemized output from helper application called "Yahoo! Search" (520) is indexed in the explorer pane 441 of the 3D GUI window. Clicking one of these indexed names (viewpoints) will bind the end user to a viewpoint created by the helper application that brings a favorable viewpoint/perspective of the output for this particular webpage in the 3D virtual space to the end user's view. As such, each name indexed in the explorer pane of the window (compass or database module 440) under the searches tab 454 serves both as an index of the search results

gathered by the helper application as well as a hyperlink or trigger to a favorable viewpoint within the 3D virtual space of each webpage within the search results.

In certain cases it may be difficult to interact with a file, document, application, desktop or other output within a 3D virtual space. This can be the case if the end user is occupying an unfavorable viewpoint in the virtual space where objects are drawn in skew within the virtual space. In such a case, the 3D GUI system uses a technique called "Bind to the HUD", which involves bringing a file, document, webpage, application, desktop or other output into view by drawing it on the HUD. Those skilled in the art will recognize that the term "HUD" or "heads-up display" refers generally to a way of projecting information directly into a human's visual field. This technique was pioneered for military aviation, but has been used experimentally in other applications as well. This can be accomplished by changing the viewpoint of the end user within the virtual space so it is directly in an end user's visual field.

When the viewpoint of the end user within a virtual space has caused the webpage to be drawn in skew, there will often be a distortion in shape of the normal distribution toward one side or the other. In such a case, the 3D GUI system utilizes the Bind to the HUD feature whereby clicking an icon or bottom (analogous to the minimize in windows operating system environment) triggers a change to the viewpoint of the end user within the virtual space so that the webpage is directly in an end user's visual field, thereby making it easier to interact with. In one embodiment, this is accomplished by revealing the 2D version of the webpage that was initially hidden or drawn off screen and positioning it in a layer that is in front of the 3D virtual space such that the end user can interact with this layer in 2D. Furthermore, the end user has the freedom to unbind to the hud or hide the 2D webpage again that was initially hidden or drawn off screen by clicking the appropriate button (again, analogous to the minimize button in the windows operating system environment). As such, an end user can toggle or switch between 2D and 3D for any selectively captured computing output and information (webpages, applications, documents, desktops or anything that can be visualized on a computer) that was drawn within a 3D virtual space at will by using this technique.

Since the 3D GUI takes advantage of seemingly unlimited space, the output of applications and documents need not be closed, hidden or filed. They are staged and can

permanently exist visually open (by recording their output in a 3D virtual space) where they are and how the user last left them. The 3D GUI does this by allowing the user to record everything they ever did, visually, and letting them revisit it through unlimited space. Should the user require a new computing experience, they simply create more virtual space and plot new applications and documents within this newly created virtual space through helper applications or programmatic access.

Should the user require an old computing experience, the 3D GUI changes the graphical output of the screen to visually represent what they saw during the old computing experience (e.g., data at a particular viewpoint recorded at a particular date and time or archived under a file name). This old computing experience can be saved in a file as what we call a "saved space". A saved space is not unlike any other file as it stores the information that can be seen in a virtual space by the 3D GUI program at any time the end user chooses by utilizing the save space command. In addition, the 3D GUI can systematically archive any new visual change or addition to the virtual space by date and time and recall what was seen in a past virtual space by date and time. This way, the 3D GUI lets one travel back (visually) in computing time.

In accordance with one embodiment of the present invention, the 3D GUI provides full functionality and interactivity of the 2D display of a user's computer (including the selective and isolated capturing of graphical windows, desktops, HTML pages, and general program outputs) redrawn into a novel simulated real-time 3D immersive Cartesian space, whereby the 2D graphics are drawn or mapped onto 3D objects.

The 3D GUI invention is a novel system that offers a 3D stage to bridge information into and handle this information from an operating system's output. The 3D GUI system disclosed here can be adapted to capture any output from any operating system, in the language of the operating system, regardless of any programmatic or structural changes to the operating system, the way it outputs or the sequence of programmatic events used to program the operating system or interact with it.

In one embodiment, the 3D GUI system implements interactive composite texture mapping of operating system controls or other operating system outputs into infinitely immersive interactive 3D Cartesian space to facilitate search, sort and a browsing GUI system of

information (e.g., but not limited to webpages, applications, documents, windows, networks, webservices, etc.).

Regardless of the (1) kind of information brought into (through the output of the operating system) the program whether it be webpages, pictures, windows, applications, desktop screens, pdf files, etc. or (2) the method by which the information is captured by the program whether it be through APIs, Meta Search, or webservices, or (3) the programmatic access by which it is delivered (controls, windows, desktops, images, VNC) it is critical that the program bring the information into the simulated 3-D interactive Cartesian space in such a manner that the information being brought in is fully interactive and functional and appears no different from, or close to, the original way the program functions when it was not in the 3-D Cartesian space.

In accordance with one aspect of the embodiments described herein, there is provided a special control from the operating system such that the information being dealt with (e.g., webpages) functions properly in the 3-D Space as it would in 3D. Accordingly, in the world of computing, a "CONTROL" is defined as an object that enables user interaction or input, often to initiate action, display information or set values. For example, in order for a webpage on the World Wide Web to function properly in the operating system in a typical window on the 2-D desktop of an end user's computer, the language of that webpage (HTML) must be read by an operating system program or CONTROL in order for the webpage in question to be displayed and function properly. One such particular control used by the Windows Operating Systems is called a Web Browser control that deals with webpages as well as typical desktop windows. Currently, most Windows controls are visualized using a 2-D paradigm. The name of one such control is called MSHTML/webbrowser control for rendering HTML webpages and other content on the Windows desktop within a window.

Webpages, unlike pictures that the end user simply view, require interactivity to function properly in a virtual space. Because the viewpoint of an end user within a 3D interactive virtual space can change, so to do the shapes and sizes of the objects being drawn change based on the end user's navigation within the virtual space. If the objects being drawn within a 3D virtual space having operating system output such as controls mapped onto them, a special system must be created to insure that the end user can interact with the mapped object in a 3D virtual space

with the same responsiveness of input and output that one would find in a 2D desktop. As such, described herein is a interactive 3D composite texture mapping to serve as a visual bridge of information from an operating system's 2-D output (e.g., the programmatic access for which the 2-D is being displayed utilizes a control, and all the information a control is capable of displaying) to the 3-D interactive Cartesian space, wherein the represented objects remains fully functional in the immersive space from any viewpoint that the end user selects (see Figure 3).

As such, the program delivers full functionality and interactivity of the two-dimensional display of an end user's computer (including the selective and isolated capturing of graphical windows, desktops, HTML pages, and general program outputs or any information a control can display or non-control item) redrawn into a novel simulated real-time 3-D immersive Cartesian space whereby the two-dimensional graphics are drawn or mapped onto three-dimensional objects.

While immersed in this 3D space, end users can see their two-dimensional computer display components that were captured and redrawn and fully interact with them, creating an entirely new way of computing. While interacting with their mapped or redrawn two-dimensional displays, end users can change their perspective or viewpoint (as defined as a location or visual perspective in the local coordinate system or three-dimensional space) by moving closer to it, away from it, changing their angle or both.

In one exemplary embodiment, the visual output of an operating system's control that one would normally find output on the 2D desktop (e.g., webbrowser control/msHTML) is texture mapped onto 3D geometry (e.g., a cube, pyramid, etc.) in the GUI system's 3D immersive virtual space. This is one operating system control chosen from an infinite library of possible operating system controls, APIs or any outputs whose output can be captured by the 3D GUI and drawn onto any object in the 3D space. In addition, the origin and method for the visual output of an operating system's control can be texture-mapped onto the 3D Geometry in the GUI system's 3D immersive virtual space regardless of what it is or how it was captured.

With reference to Figure 3, there is provided an Interactivity and Persistency Diagram illustrating the processing of information required to achieve both interactive composite texture mapping as well as interactivity and persistency in a virtual space. In the diagram, this process is

initiated with the launching of the 3D GUI application which can be installed on either a client computer or a server computer.

The 3D GUI running on a server can deliver information and software to other computers linked by a network. Here, the client is the requesting application program or user in a client/server relationship. For example, the 3D GUI client application is effectively making client requests for information from the 3D GUI server over the Web. The 3D GUI program itself is a client in its relationship with the computer that is getting and returning the requested information. The computer handling the request and sending back the information is the 3D GUI server.

In this embodiment, the 3D GUI application program will run locally on the computer rather than as a web-application or network-application over a network connection. However, both configurations are possible. Should the invention execute on a server or other such computer, this would provide a user of the client computer to have access to other computers' operating system's output. Initially, the application is launched as described by Launch Application in the diagram. A virtual space is created, "Create Interactive 3D Cartesian Space", on the computer desktop for which it runs through the program. Virtual space is simply a program (running within the run-time environment/3d rendering browser) simulating a 3D space within a flat 2D display by redrawing objects in the virtual space. Depending on the application or computing purpose at hand, the program will capture user input request based on the intended program customization.

Through programmatic access, the application will transfer and initiate user requests from the 3D virtual space to 2D desktop or directly to the operating system of the computer through an API call. If this transfer of user requests from 3D to 2D is done directly to the 2D desktop without an API call, the user requests are transferred by simulating/emulating or reproducing the request or device input from event handler off-screen onto the hidden 2D mirror component and capturing the response or change in output from the 2D mirror again in a synchronous fashion and mapping it back to arbitrary 3D geometry. We say off-screen because the 2D desktop or operating system control is hidden from the end user to focus attention on the 3D virtual space. In this way, end users can compute with the same outputs from their 2D desktop through a 3D

virtual space that acts as 3D window into 2D output, setting the stage for computing with seamlessly unlimited virtual space.

Based on program customization, the application will "Determine proper OS control to retrieve the kind of information requested" by the end-user to the purpose at hand. For example, this could include (but not limited to): (1) opening a webpage, (2) opening a file or document, (3) launching an application, (4) create a window or (5) executing any other program locally or over a network connection.

As such, once the proper operating system control is specified and located, an application program interface call is executed for this system control. In order to enable the usability and functionality of this control or other operating system application program interface within a virtual space, the 3D GUI will blit or map visual output of OS control, bit map or API onto arbitrary 3D geometry. The phrase arbitrary 3D geometry is used to clarify that this geometry can be unique to the theme of the virtual space that the 3D GUI is customized to through a template that utilizes a specific gestalt.

It will be noted that the 3D GUI is not limited to one method for capturing this map or "visual output of OS control" or simulating or passing the user's request to the mirror as each operating system has a unique method for handling controls and their output.

Within the 3D virtual space, a device input event handler is utilized to pass mouse clicks, cursor positions, keyboard input and movements from the operating system control mapped onto the 3D geometry to the mirror control running on 2D environment.

Currently, this method or cyclical process of capturing operating system output and drawing it into a 3D virtual space is a workaround or manual procedure implemented in order to overcome a shortcoming of the operating system to the problem at hand. In another embodiment, the operating system can incorporate this feature or similar to it with one simple API call in the future at which time the 3D GUI system could utilize this API.

This process of (1) mapping visual out of operating system control on 3D geometry in a virtual space, (2) scanning the device input event handler and (3) passing this input to the mirror control running in 2D environment or directly to the operating system is repeated in a cyclical fashion to create a real time experience of interacting with said operating system controls or

operating system output in a virtual space, regardless of the viewpoint or perspective of the end-user in the virtual space. The 3D GUI application runs in real time in which information is received and immediately responded to without any time delay among the virtual space and the 2D map or operating system API output. This synchronous communication is advantageous as too much delay would make the system lag.

As one can discern from Figure 3, in the situation that there is no operating system control or programmatic access to capture the map or visual output of an operating system control, a contingency is incorporated to periodically capture the on-screen output of an operating system control or output (e.g., window) as a bit map from the frame buffer, video driver , operating system graphics API or video memory by blit (to copy an image, or part of an image, from one place to another). With further reference to Figure 3, it will be noted that the method and system for providing a 3D GUI as described herein allows the system to capture the visual output from any computer source regardless of its origin or how it was output. For example, while boxes 128, 140, 142 in Figure 3 refer to OS Control and/or say "Execute Proper OS Control Specific to the Kind of information Requested ...," it will be noted that the invention is not limited to applications involving OS Control, but can relate more generally to applications involving Programmatic Access or the like. For example, in certain embodiments, box 140 of the flowchart of Figure 3 can read "Execute Proper Programmatic Access to the Kind of Information Requested which will act as a Mirror to its 3D Representation."

By capturing the output of the user's traditional two-dimensional desktop, the GUI stages this output in a seamlessly 3D space by plotting the windows or other graphical representations of programs in 3D. In one embodiment of the present invention, 3D GUI anticipates what the user may seek next (for example, the next webpage in a search result), eliminates dormant computing time, and puts the user in a reduced-click computing environment by automatically plotting the new computing experience (in a new space, rather than overlapping it onto something else) while visually recording the old. Because the 3D GUI creates the illusion of infinite space in 3D, it can create a visual history of the user's computing session, whereby the user can visit past visual computing events (or a snapshot in time) by simply navigating to previously recorded states. This can be accomplished because new information expressed

graphically in a virtual space does not replace old information by replacing it or overlapping it. Instead, it is drawn in new virtual space. Accordingly, the 3D GUI can serve a historical visual chronology of the user's computing session, whereby the user can name the computer experience they are currently having through their position(s) (or viewpoint) in a 3D space and revisit it by recalling the name or title at a later time.

While immersed in this 3D space, the user can see their 2D computer display that was captured and redrawn and fully interact with it, creating an entirely new way of computing. While interacting with their mapped or redrawn 2D display, the user can change their perspective or viewpoint (as defined as a location or visual perspective in the local coordinate system or 3D space) by moving closer to it, away from it, changing their angle or both.

The 3D objects that are being drawn onto (or next to) can collectively represent a theme or backdrop for the content that is redrawn, such as a house, library or even neighborhood. For example, electronic music files may be mapped onto 3D pictures of CDs or Records, electronic videos files may be mapped onto televisions or movie screens, etc. (see Figure 22) The redrawing of 2D computer screens onto interactive 3D objects increases the visual computing space and allows the user to organize the computer output onto objects or near objects whose 3D visual construct may represent the real world object the computer output is associated with.

In accordance with one aspect of the present invention, the 3D GUI is adapted to create a visual computing history, whereby normal changes to a 2D computer display output are drawn or mapped onto new 3D objects, rather than replace the current output or 2D display once a change is made. For example, in one embodiment, when the user clicks on a hyperlink on webpage A, this results in the creation of a new webpage B instead of replacing A. For example, as the user browses the internet by interacting with a two-dimensional output mapped onto a three-dimensional object, pages that the user would normally hyperlink to by clicking a link would replace the 2D computer display. The 3D GUI, however, is adapted to create an entirely new 3D object whose surface is mapped with the new display content that would normally replace the original 2D interactive page.

By storing and archiving the date and time of each new graphical event, the user creates a visual chronology of their computing session, which can be recalled by clicking icons on a

timeline where each icon on the timeline represents the action of the end user at a specific date and time. The programmatic access that is responsible for a past graphical event would also be archived. For example, in the case of viewing a second HTML page that one hyperlinked to, the previous URL would be saved. This way, a user could always look back at what the computer previously displayed before it output the current view and interact and function with a previously saved computing state as represented graphically. This process of capturing visually the computing history in 3D can continue on indefinitely, whereby the 3D visual space can be saved, archived and revisited and the timeline would grow dynamically with additions of icons to represent this.

In accordance with one embodiment of the present invention, a compass (or database module) application is provided. The user is allowed to click at least one button on the compass (while immersed in a three-dimensional interactive space) and assign one or multiple names to a viewpoint (as defined as a location or visual perspective in the local coordinate system or three-dimensional space). The user may then view the three-dimensional image associated with the viewpoint and save this viewpoint (or visual perspective) along with its corresponding name in a file whose content or data can be accessed by the compass. In one embodiment of the present invention, the compass acts as an electronic combination lock, whereby the combination or sequence of one or multiple names assigned by the user and added to the dials of the compass identify the stored location.

For example, consider the situation whereby a user is immersed in a 3D interactive space showing 3D objects of compact discs from The Beatles. To view the current viewpoint, the user could assign multiple names such as MUSIC, ROCK, FOREIGN, BRITISH INVASION whereby each name would occupy one space on one of many dials of the graphical user interface. By turning the dials to the names MUSIC, ROCK, FOREIGN, BRITISH INVASION the program would initiate a change of viewpoint to the 3D interactive space showing the 3D objects of compact disks from The Beatles. The use of the interface feature for naming, storing and re-visiting viewpoints in a 3D space is universal and can be applied to a local file of a 3D space on the user's computer, a networked file or a file on the world wide web.

In accordance with one aspect of the present invention, the user is able to access stored viewpoints on a graphical interface called a compass, which may serve as an electronic combination lock. In this embodiment, the compass will open (or visually visit) a stored viewpoint when its dials are turned through a predetermined sequence of positions identified on the dials' face by the appropriate names assigned to each dial. Therefore, the compass can be used to connect a series of viewpoints together and visually visit a series of connected stored viewpoints.

In accordance with one aspect of the present invention, the user is immersed in a 3D space and provided with a button called new space or the like. When this button is clicked, another file for a completely new 3D interactive space is created, whereby the new 3D interactive space is accessible from the current space by clicking a 3D object or portal button. The portal button, which electronically links the new space to the current one, may be represented by a picture of a viewpoint or visual perspective of the new space. By clicking the new space button, the 3D GUI will automatically create the portal button within the current space that links to the new space. Furthermore, the 3D GUI may also allow the user to concurrently assign one or multiple names to the new space, and add these name(s) to the database module (also known as the compass).

Should a user create a new space and then save this space or e-mail it (Figures 1A-1C – boxes 96, 98) the 3D GUI may be adapted to automatically create a table of contents page (Figures 1A-1C – box 100) by writing the markup for an HTML page that describes the new space, the names assigned to the new space via the compass, and pictures of the new space through snapshots of different viewpoints or visual perspectives of the 3D file. All this information may be assembled into an HTML file that will be automatically published or sent by file transfer protocol (FTP) to one or many world wide web servers for promotion as to be found and crawled by the many search engines that traverse the world wide web.

One purpose of creating these HTML table of content pages for newly created 3D spaces on-the-fly and publishing them to the world wide web is so that they can be used as portal pages, whereby a user could (i) search the world wide web using keywords, (ii) find a table of contents page whose subject corresponds to the keywords, and (iii) hyperlink the end user from a 2D table

of contents page to a 3D interactive space whose subject matter corresponds to the table of contents page. For example, the HTML table of contents page may contain (i) the name of the new space as the title of the HTML page, (ii) meta tags whose names would be taken from the names assigned to viewpoints of the compass interface, (iii) a raster image or picture of the original viewpoint or visual perspective of the new space, (iv) a list of all hyperlinks found within the new space, (v) a description of the scene, (vi) the author of the scene, (vii) remote desktop connection settings and/or (viii) URLs to the desktops for all remote desktop connection links shown within the new space.

Because the search engines that index information on the world wide web mainly do so for HTML (webpages), pictures and (in some occasions) files, the HTML table of content pages disclosed here serve as a doorway for saved 3D virtual spaces to be included in a search engine's index. Information about the 3D GUI Active X control that is responsible for running the control is coded into the HTML table of contents page through use of the HTML <object> tag along with other information disclosed here that make up a table of contents page. In this way, the 3D GUI system allows end user's to author content through their 3D virtual spaces, publish them on a server through a table of contents page and insure that these pages can be crawled and seen by search engines through the current paradigm of the world wide web where search engines primarily use crawlers or spiders to examine hyperlinks and words on webpages.

In accordance with one aspect of the present invention, the display of 3D on a computer screen may involve a run-time execution model that plays a previously programmed 3D space like a tape-recording in a window or web browser as a one-way broadcast medium. The programming of this 3D space is accomplished by hand coding a program or using an editor which prepares a file for the player. In one embodiment of the present invention, the helper applications can be accessed from the player (while an end user is using and immersed within a 3D space) through a graphical user interface of interactive icons that facilitate the display output of a file or functionality of a program within windows within a 3D space.

In one embodiment, content output into the 3D GUI application's virtual space is generated by running a helper application, such as eBay Search or Yahoo Images Search. The resulting first product image output and their product information, generated by helper

application whose functional diagram is shown in Figures 4A and 4B. The output preferably comprises a linear map (e.g., drawn on the bottom margin of the virtual space), whereby the 3D GUI is adapted to express the map of stored searches as 3D icons with their names (should the end user mouse-over them) for specific search items expressed as a timeline. Here, the timeline is a map which represents the linear progress of animation from the first viewpoint of the first item in each 3D stack to the last viewpoint of the first item in the last 3D stack should the end user click each 3D icon in such a sequence, originally indexed in the compass. In essence each 3D icon is a hyperlink; a graphic, when clicked, that jumps to a new location or viewpoint in the current virtual space corresponding to the 3D icon. In this embodiment of the invention, each new search results in a new 3D stack created for that search result plotted in the 3D virtual space with its corresponding 3D icon drawn.

For example, in the embodiment of Figure 9, one can see three 3D icons (342, 344, 346, 348) in the timeline 340 representing four unique searches (i.e., rolex Daytona, ibm laptop, plasma tv, and treo 650) done with the eBay Search helper application. Each unique search resulted in the creation of its own 3D stacks 302, 304, 306, 308 (each stack showing ten items at a time in this embodiment) as well as their own unique 3D icons plotted in a timeline map 340 at the bottom margin of the 3D virtual space 300. In this embodiment of the invention, should the end user click on any hyperlink or 3D icon, the 3D GUI would visually take the end user to the viewpoint of the first eBay search result item within its 3D stack.

In this way, end users can (1) successively enter in new search terms into the eBay helper application, (2) press the carriage return to initiate their searches, (3) visualize the search results plotted into their own unique visual column, (4) visualize the map of 3D icons expressed as a timeline on the bottom margin of the virtual space, (5) quickly navigate among (through the viewpoint of the first item in each unique 3D stack) searches as they are expressed in 3D stacks by simply clicking the hyperlink of 3D icons on the timeline and shuffle or sort through each item in each 3D stack by clicking the commands on the navigator 320, such as next page 322, last page 324, next 10 pages 326, and last 10 pages 328. Also, by clicking on the icons on the navigator 320, the end user can change their perspective or viewpoint in the 3D virtual space 300. For example, (1) the + sign 337 moves the end user forward along the +z axis in the 3D

Cartesian space, (2) the - sign 338 moves the end user backward along the –z axis in the 3D Cartesian space, (3) the up arrow 330 moves the end user up along the +y axis in the 3D Cartesian space, (4) the down arrow 334 moves the end user down along the –y axis in the 3D Cartesian space, (5) the left arrow 336 moves the end user left along the –x axis in the 3D Cartesian space and the (6) right arrow 332 moves the end user right along the +x axis in the 3D Cartesian space.

In the embodiment of Figure 11, there is provided an address: command line 464 interface or helper application whereby an end user can input a URL or address for a window, document or application in the local file system of a local operating system, etc. When an end user types http://www.yahoo.com on the address field of the command line interface, the application then draws the HTML page through the proper web browser control into the 3D virtual space as depicted. This process can be repeated indefinitely, entering in additional URLs on the command line labeled address: to have them filed in a 3D stack. Four webpages (510, 512, 514, 516) are created in a 3D GUI virtual space having sequentially typed in http://www.yahoo.com followed by a carriage return, http:www.google.com followed by a carriage return, http://www.ebay.com followed by a carriage return and then http://www.msn.com followed by a carriage return. The command line interface, helper application 464 is one way for the user to create and author HTML pages, desktop windows, documents, applications, vnc desktop, or anything else able to be visualized in a virtual space on the fly at their behest.

In an alternate embodiment of the present invention, each helper application is adapted to display information via a customized 3D interface whose graphical design and construct resembles the real world object it seeks to represent. For example, one may run a helper application for a music file. After clicking on the icon for the helper application, the 3D GUI may prompt the user or automatically locate the music file(s) on either their local computer, networked computer or world wide webservice. The helper application may then draw the interface for the music file(s) in the 3D space. The user can then interact with the graphical representation of the music file (e.g., a graphical representation of a CD) to run and play the music file.

Regardless of where the file or application displayed in the 3D GUI is located (e.g., within the same folder, subfolder, a different computer, within the network, a different network, across the internet, etc.), the user has full access to the file through it's native program, or to the website through the default browser. In this way, the 3D GUI allows the output of disparate computer programs to visually converge into one expandable, changeable 3D space. The 3D GUI may also prompt the user to search or scan folders and subfolders in the local computer, network computers, webservers or the internet for any files of a given kind or criteria and display their output as windows or customized 3D real world object icons en masse in the 3D space via the helper application. This way, the user can use this feature selectively to choose only one file or automatically to choose all the files available to them.

In accordance with another aspect of the embodiments described herein, the end user is provided with the ability to selectively capture computing output and information (webpages, applications, documents, desktops or anything that can be visualized on a computer) and allowing it to visually converge within a 3D virtual space. In one embodiment of the invention, the 3D GUI offers the ability to drag-and-drop content in the form of files, folders, applications, windows, documents or anything else expressed on the end user's desktop (or networked desktop) to a 3D virtual space by locating it on the desktop or within a window on the desktop and dragging the icon(s) of the item (or the open item through its window) to the 3D GUI window's virtual space to add it to. Drag and drop describes a particular action you can make with the mouse. Click an object, such as a folder, then hold down the mouse button as you drag the object to a new location. One can drop the object by releasing the mouse button. Drag and drop can be used to easily move or embed an object or file into another.

Once the icons are dragged into the virtual space, the document, application, file or other can (i) open within a window in the virtual space or (ii) can be represented by its icon within the virtual space. In one embodiment of the invention, if the drag-and-dropped item is represented by an icon within the virtual space, it can then be double-clicked to open it within the virtual space or outside of the virtual space on the 2D desktop. For example, the icon of the Internet Explorer application within a virtual space can be dragged-and-dropped into the 3D GUI and shown as an icon.

If the end user double clicks this icon, the internet explorer window can open within the 3D virtual space. In one approach, if the end user double clicks this icon and holds the shift key at the same time, the Internet Explorer window will open in front of the 3D virtual space in a 2D window as part of the desktop. Each time the end user completes one drag-and-drop operation, all of the items in the single drag-and-drop are filed in their own 3D stack and an icon is plotted on the timeline to represent this.

In another embodiment of the invention, if an end user drags-and-drops a folder containing multiple items from the desktop, all of those items that are in the folder are drawn individually (outside of the folder) in their own 3D stack within the 3D virtual space. In addition, an icon representing this visual event through a drag-and-drop action by the end user to alter the 3D virtual space is preferably added to the timeline in accordance with its function. In this case, an icon of a folder is drawn on the timeline representing this action (drag-and-drop of a folder into the virtual space) as it is indexed in the timeline

In accordance with one aspect of the present invention, the end user can re-order, move around or further organize items plotted within the 3D virtual space automatically through the script or program of a helper application (Figures 1A-1C - box 32) written for a specific purpose such as sorting or manually by clicking on one item or multiple items as a group (ctrl-click) and moving them to their new location through drag-and-drop. Drag and drop describes a particular action you can make with the mouse. Click an object, such as a picture or webpage, then hold down the mouse button as you drag the object to a new location. You drop the object by releasing the mouse button.

For example in one embodiment, illustrated in Figure 17A, one can see five items (590, 592, 594, 596, and 598) in the virtual space 300, wherein the five items are represented in the timeline 340 by icons 600, 602, 604, 606, and 608, respectively. The end user has the ability to move any item in the 3D virtual space to any other location within the virtual space by translating it along the x, y axis simply by clicking it, holding down the mouse button, dragging the object to the new location and releasing the mouse button. For example, if the end user clicks the webpage 590, holds down the mouse button and drags the webpage to the left (-x) and up (+y) within the 3D virtual space and releases the mouse button, the webpage will occupy a

new location (see Figure 17B). The end user can also move items closer to their viewpoint (appearing larger) or further away from them (appearing smaller) within the virtual space by translating them along the z axis. In order to accomplish the translation of an item within the virtual space in the -z (further away) or +z (closer) direction, the end user holds down the shift key at the same time they initiate a drag-and-drop of said item. For example, with reference to Figures 17A-17C, if the end user clicks the image 596, holds down the mouse button and shift key down at the same time and drags the mouse backwards closer to their person, the picture 596 will be translated forward in the +z direction, appearing larger, and will occupy a new location in the virtual space. Similarly, if the end user clicks a webpage, holds down the mouse button and shift key down at the same time and drags the mouse away from their person in a forward direction, the webpage will be translated backward in the -z direction, appearing smaller, and will occupy a new location in the virtual space (not illustrated).

In accordance with one aspect of the present invention, the user is able to access helper applications while immersed in a 3D interactive scene, by clicking on icons located on a task bar at the base of the screen. By clicking on these animated 3D icons, the icons may duplicate themselves or animate themselves into the 3D scene and provide the beginning of functionality as 3D graphical objects for the tasks at hand for which the icon was initially clicked. For example, the icon on the task bar to initiate this helper application may be of an open doorway. Once the 3D open doorway icon on the task bar is clicked, a picture of a viewpoint or visual perspective of the new space may be animated from the task bar into the scene. If this picture were to be clicked from within the 3D scene, it would act as a doorway that would hyperlink the user from the current scene to another scene.

In accordance with one aspect of the present invention, the display of 3D on a computer screen may involve a run-time execution model that plays a previously programmed 3D space like a tape-recording in a window or web browser as a one-way broadcast medium. The programming of this 3D space is accomplished by hand coding a program or using an editor which prepares a file for the player. A helper application for geometry can be accessed from the player (while an end user is using and immersed within a 3D space) through a graphical user interface of interactive icons that facilitate the display or input of 2D and 3D objects into the 3D

scene based on a user interface of geometrical objects (cube, spheres, cones) or real world objects (room, desk, building, stairs, CD rack). This addition of geometry into the 3D scene on-the-fly helps give meaning to an otherwise endless connection of 3D spaces for which users can fill their output with. The 3D GUI may further include a special Search and Browse application to locate 3D geometry files. The user may use the Search and Browse application, for example, to search for geometry files in (or beyond) folders and subfolders located on the local computer, network computers, webservers or the world wide web.

In accordance with one aspect of the present invention, the display of 3D on a computer screen may involve a run-time execution model that plays a previously programmed 3D space like a tape-recording in a window or web browser as a one-way broadcast medium. The programming of this 3D space is accomplished by hand coding a program or using an editor which prepares a file for the player. A helper application for audio, sound and music can be accessed from the player (while an end user is using and immersed within a 3D space) through a graphical user interface of interactive icons that provide pre-recorded audio, sound and music and may also facilitate the recording of sound through a microphone connected to the computer and inserted into the 3D scene through an icon (e.g., of a speaker, etc.) on-the-fly as a way to label (or narrate) the scene and record thoughts next to objects in the scene to further give them meaning. The user may further use the Search and Browse application, for example, to search for audio, sound, or music files in (or beyond) folders and subfolders on the local computer, network computers, webservers or the world wide web.

In accordance with one aspect of the present invention, the display of 3D on a computer screen may involve a run-time execution model that plays a previously programmed 3D space like a tape-recording in a window or web browser as a one-way broadcast medium. The programming of this 3D space is accomplished by hand coding a program or using an editor which prepares a file for the player. The 3D GUI is unique in that it combines authoring capabilities to the end user within the interactive 3D virtual space (Figure 2 – boxes 22, 24, 26). For example, a helper application for pictures, animations, movies and video can be accessed from the player through a graphical user interface of interactive icons that help locate such pictures, animations, movies and video and insert such media into the 3D scene on-the-fly at the

end user's behest (see Figures 1A-1C – boxes 74, 86 while a user is using and immersed within a 3D space).

In one embodiment, shown in Figure 13A, the end user selects the Desktop helper application 451 in the database module 440. The selection of the desktop tab 451 reveals files on the end user's local hard drive or network in the window pane or menu 441 below. One can view files shown on the end user's local hard drive within this window pane 441. One can also drag-and-drop (Figures 1A-1C – box 78) one or more of these files into the GUI 3D virtual space 300 which results in the display of said picture, video and webpage incorporated into the 3D virtual space along with their 3D interactive icons represented in the timeline 340 of the 3D virtual space 300.

In another embodiment, shown in Figure 15, content output into the 3D GUI application's virtual space results from a search initiated with the helper application 522 (e.g., Yahoo! Image Search). This helper application shows the search term van gogh, having been input into this helper application's text input field 530. The resulting first four image outputs (552, 554, 556, 558), generated by helper application 522 (see functional diagrams in Figures 4A and 4B), created the 3D output of images and information from Yahoo! webservice, as shown in the 3D virtual space. The beginnings of a map or timeline 340 are provided (namely, an icon 550 on the bottom margin of the virtual space) whereby the 3D GUI is adapted to express the map as a timeline of stored searches through 3D icons with their names (should the end user mouse-over them). Here, the timeline 340 is a map which represents the linear progress of events within the virtual space. Clicking the 3D icons (e.g., icon 550) would animate from the first viewpoint of the first item in each 3D stack to the last viewpoint of the first item in the last 3D stack should the end user click each 3D icon in such a sequence, originally indexed in the database module.

In essence the 3D icon 550 is a like hyperlink –namely, a graphic that jumps (when clicked) to a new location or viewpoint in the current virtual space corresponding to the 3D icon. In the exemplary embodiment of Figure 15, each new Yahoo! Image Search results in a new 3D stack created for that search result plotted in the 3D virtual space with its corresponding 3D icon drawn on the timeline. The search for information could be images, video or any other content

available from a webservice. The user may further use the Search and Browse application, for example to search for pictures, animations, movies and video files in (or beyond) folders and subfolders on the local computer, network computers, webservers or the world wide web.

In accordance with another aspect of the present invention, the display of 3D on a computer screen may involve a run-time execution model that plays a previously programmed 3D space like a tape-recording in a window or web browser as a one-way broadcast medium. The programming of this 3D space is accomplished by hand coding a program or using an editor which prepares a file for the player. The 3D GUI is unique in that it combines authoring capabilities to the end user within the interactive 3D virtual space. In one embodiment, illustrated in Figure 14, the user can access a paintbrush feature by selecting the 3D helper application tab 460 in the database module or compass 440, and then selecting the Add Paint Brush feature in the menu 441. A user interface of interactive icons 542, 544 appear in the virtual space 200, wherein the icons 542, 544 facilitate the display or output of 2D and 3D free formed lines and drawings 546 based on mouse events painted into the scene on-the-fly as a way to annotate or decorate objects in the scene or create drawings next to objects to further give them meaning. More specifically, clicking on paintbrush icon 542 causes a painting tool to appear in the virtual space 300.

In this embodiment of the invention, the 3D GUI system redraws the 3D virtual space in a cyclical fashion to reflect the changes of content and perspective within the 3D space based on the end user's input (see Figures 1 and 2 – box 22). The program scans the event handler for input from one of the many helper applications (Figures 1A-1C – box 30). In this present exemplary embodiment, the helper application is the Add Paint Brush. The end user chooses the paintbrush icon 542, which changes the end user's cursor to the brush icon. The 3D GUI captures the mouse movements of the end user and draws or paints this movement (if the mouse button is depressed) which in this example is (i) an arrow, (ii) an underline and (iii) the word important painted in red (546) on to the x and y plane of the end user's viewpoint within the virtual space's 3D Cartesian space in the color red.

In accordance with another aspect of the present invention, there is provided a helper application for text that can be accessed from the player (while a user is using and immersed

within a 3D space) through a graphical user interface of interactive icons that facilitate the display or output of 2D and 3D text into the scene on-the-fly as a way to label objects in the scene and write down thoughts next to objects in the scene to further give them meaning.

In one embodiment, the helper application is an Add Text Command (Figures 1A-1C – box 72). For example, as shown in the embodiment of Figure 14, when the end user chooses the add text command by clicking on the icon 544, the end user's cursor changes to the text I-beam icon. The 3D GUI captures the keyboard input of the end user and draws or paints this text onto the x and y plane of the end user's viewpoint within the virtual space's 3D Cartesian space.

In accordance with another aspect of the present invention, the display of 3D on a computer screen may involve a run-time execution model that plays a previously programmed 3D space like a tape-recording in a window or web browser as a one-way broadcast medium. The programming of this 3D space is accomplished by hand coding a program or using an editor which prepares a file for the player. Once an end user is viewing a 3D space or scene on their computer through a player on either their web browser or stand alone application, a Search application can be used to input a search term or search terms.

The 3D GUI will then conduct a world wide web search using these search terms in at least one search engine (Google, MSN, Yahoo!) by opening one 2D HTML page drawn into a window or other object into the 3D scene for each of the search engines to display the output of the HTML page for each search. The 3D GUI may then parse the search results found in each HTML page and identify each hyperlink that the search engine returned to the end user as a search result. Once identified, the 3D GUI may then open one new window in the 3D space (behind the search results page) for at least one hyperlink found on the search results page that would display the webpage found at the URL for the Hyperlink (e.g., next set of search results, a particular search results, a particular advertisement, etc.).

In one embodiment of the present invention, the 3D GUI may do this for each hyperlink found on the search results page en masse for one or more search engines, and tile them in space. This plotting of search results into a 3D scene is beneficial to consumers as it expands the visual computing space one has available for both web searches and internet browsing.

In another embodiment of the present invention, the 3D GUI makes use of dormant

computing time while the end user is connected to a network. For example, most users will conduct a search, scan the page and click one link. Once they realize that the link they clicked was insufficient, they will click the back button on their browser, scan the page again, and click another link. The time the consumer is scanning the page, clicking one link, reading the page at the new link and returning back to the original search results page is dormant computing time where the computer is connected to the world wide web and able to download all (or portions of) the hyperlink pages found on the original search results page, continuously, and draw these results into the 3D scene. The 3D GUI allows users to systematically visit a viewpoint that shows each search results page one at a time for easy viewing. The graphical user interface will have options for saving the current search results into a file and post the name of the search, name of the hyperlink, URL, date/time and/or source onto the database module.

Using this same seemingly unlimited 3D visual space, the 3D GUI may allow the user to automatically parse any open or active webpage to (i) determine which HTML pages are links to it, (ii) determine which HTML pages it links to, and (iii) plot these pages as groups or clusters. There may further be a visual grouping or cluster of pages drawn in a 3D space that link to any given active webpage. In this way, the user can determine in one glance at a given viewpoint of a clustering of webpages in the 3D space which pages to click that either link to their active page or from their active page. In addition, the user may be able to visually expand this network of webpages by choosing any active webpage in any cluster drawn in the 3D space and creating a new cluster of webpages that this active page links to or by creating a new cluster of webpages that is linked to this active page. In this way, the 3D GUI creates a visual gestalt of the world wide web at the behest of the user.

In accordance with another aspect of the present invention, the display of 3D on a computer screen may involve a run-time execution model that plays a previously programmed 3D space like a tape-recording or animation in a window or web browser as a one-way broadcast medium. The programming of this 3D space is accomplished by hand coding a program or using an editor which prepares a file for the player. Once an end user is viewing a 3D space or scene on their computer through a interactive player on either their web browser or stand alone application, the 3D GUI may deliver textual, audio, video, multimedia, web advertisements

and/or 3D advertisements whose presentation is automatically incorporated into the programming that is responsible for the current view of 3D. This way, based on user inputs that help define the subject or context for which they are either searching or computing, the 3D GUI may deliver one or a combination of advertisements (e.g., advertisements previously mentioned into the 3D space, etc.).

The 3D GUI described herein is an improvement over existing players that play 3D animation in that 3D GUI described herein anticipates an end user's input to navigate and add content to the 3D virtual spaces (through helper applications), on-the-fly, that it allows an end user to create; merging the editor concept and player concept of 3D into one hybrid editor and player. In doing so, the GUI system redraws the 3D virtual space in a cyclical fashion to reflect the changes of content and perspective within the 3D space based on the end user's input (Figures 1 and 2 – box 22). The program scans the event handler for input from one of the many helper applications (Figures 1A-1C – box 30).

The helper applications can initiate the output of content into the 3D virtual space such as but not limited to (i) loading a custom script and its icon to alter the application logic of the 3D virtual space through programmatic access to stream in new information and take on a new theme (a.k.a. helper application such as eBay Search, (ii) visit a viewpoint command to change the visual perspective of the end user in the current virtual space or another virtual space that is hyperlinked to, (iii) record the current viewpoint in the virtual space, (iv) add the output of the desktop the virtual space, (v) add a web browser to the virtual space to view a document, webpage or files and folders on the desktop through a window in the 3D virtual space, (vi) add text command to virtual space, (vii) add a picture to the 3D virtual space, (viii) add music to the 3D virtual space (Figure 22 – Item A), (iv) add video to the 3D virtual space, (x) record sound and at add it to the 3D virtual space, (xi) add a map to the 3D virtual space, (xii) add 3D through a VRML, X3D or other file format to the 3D virtual space, and/or (xiii) add advertising to the 3D virtual space in the form of text, pictures, video or other multimedia (e.g., the embodiment of Figure 19, described in further detail below). The addition of such content to a 3D virtual space within the 3D GUI system is diagrammed in Figures 1A-1C – boxes 32, 42, 50, 58, 60, 62, 72, 74, 84, 86, 88, 90, 92, 94, 104.

Once the 3D GUI scene recalculates the geometry in the scene (Figures 1 and 2 — box 24) based on the addition of output, information and content to the 3D virtual space it then redraws the scene (Figures 1 and 2 — box 26), to reflect the addition of this new content. The 3D GUI system will determine the subject or meaning of the output, information and content within the 3D virtual space by indexing all the words associated with (i) the names of the files, HTML pages, viewpoints, hyperlinks and any other available information associated with the 3D virtual space content in the scene, (ii) actual data within the files, HTML pages, viewpoints, hyperlinks and other available information within the 3D virtual space or words entered into the input field of helper application (Figures 1A-1C — box 106), (iii) sort the indexed words by frequency to determine subject of 3D virtual space by identifying most frequently appearing words or utilize other method to determine meaning, (iv) send subject of 3D virtual space to advertising server through internet request (Figures 1A-1C — box 110), (v) return appropriate text, picture(s), video, sound, music, hyperlinks or other advertisement content and respective software code from advertising server, webservice or other location, (vi) draw text, picture(s), video(s), sound(s), music, hyperlinks or other ad content from advertising server or other location into 3D virtual space using program code (Figures 1A-1C – box 114) and (vii) redraw the scene (Figures 1 and 2 – box 26). Those skilled in the art may identify this process of making an advertising request through the internet as many web sites utilize this technology for delivering advertising through the internet.

In one embodiment, shown in Figure 19, when the end-user inputs the search term news into the helper application 640 (e.g., Yahoo! Search), the helper application 640 returns a webpage 642 (e.g., URL http:www.ncn.com). The 3D GUI system can further utilizes the input term (in this case news) (see Figures 1A-1C – box 104) and returns a group of advertising text 644. The advertising text 644 can be incorporated into the 3D virtual space 300 by presenting the text along with its: (a) hyperlink and associated title (News on eBay); (b) description (Find news items at low prices. With over 5 million items for sale every day, you'll...); and (c) url www.ebay.com, thereby resulting in a more detailed advertisement 646. Currently, text advertisements are prevalent on the world wide web and therefore have been incorporated in this embodiment of the invention. However, it will be understood that other forms of advertising,

such as, for example, picture(s), video(s), sound(s), music, hyperlinks, and/or multimedia, and/or combinations thereof, can be incorporated into the 3D virtual space 300.

The present invention provides many advantages over the prior art, including, but not limited to, increased space on the user's desktop, eliminating the need to constantly open and close programs or hide and reveal them each time the user needs them, utilizing dormant computing time to download and/or display information, reducing mouse-clicks and offering a more natural alternative to accessing programs and documents than the traditional folders-within-folders storage system. For example, in the exemplary embodiment of Figure 12, forty webpages are output into the 3D virtual space 300 organized into their respective 3D stacks 470, 472, 474, 476, and 478, wherein the stacks are represented in the timeline 340 as icons 480, 482, 484, 486, and 488, respectively. As explained above, the present invention also improves the web browser and desktop experience by offering a novel 3D graphical user interface.

In accordance with yet another aspect of the embodiments described herein, there is provided a memory management method whereby computer memory is allocated to the 3D GUI system at the program's request and freed up for reuse when it is no longer needed by unloading memory. More specifically, there is provided a method of using virtual memory whereby a portion of the hard disk is used to swap out this data when insufficient RAM exists to hold all such data. In one embodiment, an end user plots the output of information into the 3D GUI within 3D stacks whereby each new visual event additionally marked with an icon on the timeline. Additional output of information into the 3D GUI virtual space results in the creation of new 3D stacks along with new icons drawn in succession on the timeline creating what is called linear path of the end user's actions through a virtual space as expressed with through a timeline and 3D stack. If this process continues indefinitely, the memory or electronic holding place for this data that the 3D GUI system can access quickly will be used up. In order to create an ending computer experience whereby the end user need not reach such a memory limit, provided herein is a system whereby once a memory limit is reached, the 3D GUI system marks a point in the program representing the position of the end user on this linear path and unloads the memory by saving it to virtual memory. This freeing up of memory will allow the end user to continually output new information into the virtual space. This process of unloading memory

to virtual memory and continually outputting new information into the virtual space can go on indefinitely. Should the end user backtrack or retrace one's course over a portion of the linear path (or track) that has already been completed, the 3D GUI system will reload to memory the information stored in virtual memory once the end user revisits any mark on the linear path.

The present invention can be used in a number of applications, including, but not limited to, search engines, desktops, visual music download services, shopping malls, collaborative space for shared documents, collaborative space for video conferencing, tool for publishing webpages, virtual networked computer system, interface for cable TV sets or multimedia PCs, computing interface for large flat panel displays, forum for educational training and visualization, and e-mail visualization programs, just to name a few. Even though the present invention is described here within the embodiment of an operating system that utilizes a desktop personal computer with a monitor, those skilled in the art will be able to adapt the system to work on other electronic devices, such as, for example, cell phones, pdas, handheld mobile devices, flat panel displays, or the like, etc., without giving up the spirit of the invention.

Having thus described a preferred embodiment of a method and system for providing an improved three-dimensional graphical user interface, it should be apparent to those skilled in the art that certain advantages of the within system have been achieved. It should also be appreciated that various modifications, adaptations, and alternative embodiments thereof may be made within the scope and spirit of the present invention. For example, the improved 3D GUI has been presented in the context of a windows operating system, but it should be apparent that many of the inventive concepts described above would be equally applicable for other operating systems and devices.

CLAIMS

What is Claimed is:

1. A method for providing a three-dimensional graphical user interface, comprising:

receiving an input from an end user;

capturing computing output from at least one computer source in response to the received end user input;

presenting the computing output as at least two objects within a three-dimensional virtual space displayed to the end user;

generating a timeline that includes an icon for each object presented within the virtual space, wherein each of the icons are organized in linear chronological order according to when the objects were presented within the virtual space; and

displaying the timeline within the virtual space.

2. The method of Claim 1, wherein presenting the computing output as at least two objects within a three-dimensional virtual space comprises presenting the at least two objects within a simulated three-dimensional Cartesian space.

3. The method of Claim 1, wherein receiving an input comprises receiving an search query entered by the end user.

4. The method of Claim 1, wherein capturing computing output from at least one computer source comprises capturing at least one output from a network server.

5. The method of Claim 4, wherein capturing at least one output from a remote internet site comprises:

capturing a first output from a first web search service; and

capturing a second output from a second web search service.

6. The method of Claim 5, wherein capturing a first output from a first web search service comprises running a first web search based on a first search term entered by the end user.

7. The method of Claim 6, wherein capturing a second output from a second web search service comprises running a second web search based on the first search term.

8. The method of Claim 6, wherein capturing a second output from a second web search service comprises running a second web search based on a second search term entered by the end user.

9. The method of Claim 1, wherein capturing computing output from at least one computer source comprises capturing at least one output from a local operating system.

10. The method of Claim 9, wherein capturing at least one output from a local operating system comprises dragging and dropping a first object from the local operating system into the virtual space.

11. The method of Claim 1, wherein capturing computing output from at least one computer source comprises capturing at least one output from a remote operating system.

12. The method of Claim 1, wherein presenting the computing output as at least two objects comprises displaying the at least two objects in association with each other within the virtual space.

13. The method of Claim 12, wherein displaying the at least two objects in association with each other comprises displaying the at least two objects as a 3D stack within the virtual space.

14. The method of Claim 1, wherein presenting the computing output as at least two objects comprises displaying the at least two objects in the virtual space according to a changeable gestalt.

15. The method of Claim 1, wherein presenting the computing output as at least two objects comprises displaying one of the at least two objects as a 3D stack within the virtual space.

16. The method of Claim 1, wherein presenting the computing output as at least two objects comprises displaying one of the at least two objects as a window within the virtual space.

17. The method of Claim 1, wherein presenting the computing output as at least two objects comprises utilizing programmatic access to generate the at least two objects.

18. The method of Claim 3, wherein presenting the computing output as at least two objects comprises providing a first object with a first hyperlink.

19. The method of Claim 18, wherein clicking on the first hyperlink causes a second object to appear in association with a chosen gestalt in the virtual space.

20. The method of Claim 19, wherein clicking on the first hyperlink causes a third object to appear in association with the chosen gestalt in the virtual space.

21. The method of Claim 1, further comprising saving an arrangement of the least two objects as a viewpoint for retrieval at a later time.

22. The method of Claim 21, further comprising adding a viewpoint icon representing the viewpoint into the timeline for retrieval of the viewpoint at a later time.

23. The method of Claim 22, further comprising recreating the viewpoint for display within the virtual space when the end user clicks on the viewpoint icon in the timeline.

24. The method of Claim 1, further comprising saving an arrangement of the icons in the timeline for retrieval at a later time.

25. The method of Claim 1, further comprising projecting one of the at least two objects as a heads-up display.

26. A system for providing a three-dimensional graphical user interface, comprising:

a display screen;

an input device for receiving an input from an end user;

a processor module operatively coupled to the display screen and the user input device; and

a memory module operatively coupled to the processor module, the memory module comprising executable code for the processor module to:

capture computing output from at least one computer source in response to the received end user input;

present the computing output as at least two objects within a three-dimensional virtual space displayed on the display screen;

generate a timeline that includes an icon for each object presented within the virtual space, wherein each of the icons are organized in linear chronological order according to when the objects were presented within the Cartesian space; and

display the timeline within the virtual space.

27. The system as recited in Claim 26, wherein the processor module presents the computing output as at least two objects within a three-dimensional virtual space by presenting the at least two objects within a simulated three-dimensional Cartesian space.

28. The system as recited in Claim 26, wherein the processor module receives an input by receiving an internet search query entered by the end user.

29. The system as recited in Claim 26, wherein the processor module captures computing output from at least one computer source by capturing at least one output from a remote internet site.

30. The system as recited in Claim 26, wherein the processor module captures computing output from at least one computer source by capturing at least one output from a local operating system.

31. The system as recited in Claim 26, wherein the processor module captures computing output from at least one computer source by capturing at least one output from a remote operating system.

32. The system as recited in Claim 26, wherein the processor module presents the computing output as at least two objects by displaying the at least two objects as a 3D stack within the virtual space.

33. The system as recited in Claim 26, wherein the processor module presents the computing output as at least two objects by displaying the at least two objects as a 3D stack within the virtual space.

34. The system as recited in Claim 26, wherein the processor module presents the computing output as at least two objects by displaying the at least two objects as two or more 3D stacks within the virtual space.

35. The system as recited in Claim 26, wherein the processor module presents the computing output as at least two objects by utilizing programmatic access to generate the at least two objects.

36. The system as recited in Claim 29, wherein the processor module presents the computing output as at least two objects by providing at least one web page in the virtual space.

37. The system as recited in Claim 26, wherein the memory module further comprises executable code for the processor to save the arrangement of the least two objects in the virtual space as a viewpoint for retrieval at a later time.

38. The system as recited in Claim 38, wherein the memory module further comprises executable code for the processor to add a viewpoint icon representing the viewpoint into the timeline for retrieval of the viewpoint at a later time.

39. The system as recited in Claim 38, wherein the memory module further comprises executable code for the processor to recreate the viewpoint for display in the virtual space when the end user clicks on the viewpoint icon in the timeline.

40. The system as recited in Claim 26, wherein the memory module further comprises executable code for the processor to save the arrangement of the icons in the timeline for retrieval at a later time.

41. The system as recited in Claim 26, wherein the memory module further comprises executable code for the processor to project one of the at least two objects as a heads-up display.

42. A system for providing a three-dimensional graphical user interface in a computer network, comprising:

a server connected to the computer network and a user interface application executing in association with the server to provide the functions of:

receiving an input from an end user;

capturing computing output from at least one computer source in response to the received end user input;

presenting the computing output as at least two objects within a three-dimensional virtual space displayed to the end user;

generating a timeline that includes an icon for each object presented within the virtual space, wherein each of the icons are organized in linear chronological order according to when the objects were presented within the Cartesian space; and

displaying the timeline within the virtual space.

43. The system as recited in Claim 42, wherein the server presents the computing output as at least two objects within a three-dimensional virtual space by presenting the at least two objects within a simulated three-dimensional Cartesian space.

44. The system as recited in Claim 42, wherein the server receives an input by receiving an internet search query entered by the end user.

45. The system as recited in Claim 42, wherein the server captures computing output from at least one computer source by capturing at least one output from a remote internet site.

46. The system as recited in Claim 42, wherein the server captures computing output from at least one computer source by capturing at least one output from a local operating system.

47. The system as recited in Claim 42, wherein the server captures computing output from at least one computer source by capturing at least one output from a remote operating system.

48. The system as recited in Claim 42, wherein the server presents the computing output as at least two objects by displaying the at least two objects as a 3D stack within the virtual space.

49. The system as recited in Claim 42, wherein the server presents the computing output as at least two objects by displaying the at least two objects as a 3D stack within the virtual space.

50. The system as recited in Claim 42, wherein the server presents the computing output as at least two objects by displaying the at least two objects as two or more 3D stacks within the virtual space.

51. The system as recited in Claim 42, wherein the server presents the computing output as at least two objects by utilizing programmatic access to generate the at least two objects.

52. The system as recited in Claim 45, wherein the server presents the computing output as at least two objects by providing at least one web page in the virtual space.

53. The system as recited in Claim 42, wherein the user interface application executes in association with the server to provide the further function of saving the arrangement of the least two objects in the virtual space as a viewpoint for retrieval at a later time.

54. The system as recited in Claim 53, wherein the user interface application executes in association with the server to provide the further function of adding a viewpoint icon representing the viewpoint into the timeline for retrieval of the viewpoint at a later time.

55. The system as recited in Claim 54, wherein the memory module further comprises executable code for the processor to recreate the viewpoint for display in the virtual space when the end user clicks on the viewpoint icon in the timeline.

56. The system as recited in Claim 42, wherein the user interface application executes in association with the server to provide the further function of saving the arrangement of the icons in the timeline for retrieval at a later time.

57. The system as recited in Claim 42, wherein the user interface application executes in association with the server to provide the further function of projecting one of the at least two objects as a heads-up display.

58. A network system for providing a three-dimensional graphical user interface, comprising:

a computer server network comprising a plurality of servers in communication with each other;

at least one display screen operatively coupled to the computer server network;

at least one input device for receiving an input from an end user, the input device being operatively coupled to the computer server network; and

a software module for providing a series of screen displays to the end user, the software module being accessible by one or more of the servers of the computer server network, the software module comprising instructions for directing the servers to:

capture computing output from at least one network source in response to the received end user input;

present the computing output as at least two objects within a simulated three-dimensional Cartesian space displayed on the display screen;

generate a timeline that includes an icon for each object presented within the Cartesian space, wherein each of the icons are organized in linear chronological order according to when the objects were presented within the Cartesian space; and

display the timeline within the Cartesian space.

59. A computer readable recording medium for storing a computer program that makes a computer execute:

receiving an input from an end user;

capturing computing output from at least one computer source in response to the received end user input;

presenting the computing output as at least two objects within a simulated three-dimensional Cartesian space displayed to the end user;

generating a timeline that includes an icon for each object presented within the Cartesian space, wherein each of the icons are organized in linear chronological order according to when the objects were presented within the Cartesian space; and

displaying the timeline within the Cartesian space.

60. A method for providing a three-dimensional graphical user interface, comprising:

receiving an input from an end user;

capturing computing output from at least one computer source in response to the received end user input;

presenting the computing output as at least two objects within a three-dimensional virtual space displayed to the end user;

providing a database module for storing and categorizing data regarding each object presented within the virtual space; and

displaying the data regarding one or more of the objects within the database module presented along with virtual space.

61. The method of Claim 60, further comprising providing within the database module hyperlinks to respective viewpoints of the objects for which the data is displayed.

62. The method of Claim 60, further comprising:

generating a timeline that includes an icon for each object presented within the virtual space, wherein each of the icons are organized in linear chronological order according to when the objects were presented within the virtual space; and

displaying the timeline within the virtual space.

63. A system for providing a three-dimensional graphical user interface, comprising:

a display screen;

an input device for receiving an input from an end user;

a processor module operatively coupled to the display screen and the user input device; and

a memory module operatively coupled to the processor module, the memory module comprising executable code for the processor module to:

capture computing output from at least one computer source in response to the received end user input;

present the computing output as at least two objects within a three-dimensional virtual space displayed on the display screen;

provide a database module for storing and categorizing data regarding each object presented within the virtual space;

provide a hyperlink within the database module to respective viewpoint of each object presented within the virtual space; and

display the data regarding one or more of the objects within the database module presented along with virtual space.

64. A system for providing a three-dimensional graphical user interface in a computer network, comprising:

a server connected to the computer network and a user interface application executing in association with the server to provide the functions of:

receiving an input from an end user;

capturing computing output from at least one computer source in response to the received end user input;

presenting the computing output as at least two objects within a three-dimensional virtual space displayed to the end user;

providing a database module for storing and categorizing data regarding each object presented within the virtual space;

providing a hyperlink within the database module to respective viewpoint of each object presented within the virtual space; and

displaying the data regarding one or more of the objects within the database module presented along with virtual space.

65. A network system for providing a three-dimensional graphical user interface, comprising:

a computer server network comprising a plurality of servers in communication with each other;

at least one display screen operatively coupled to the computer server network;

at least one input device for receiving an input from an end user, the input device being operatively coupled to the computer server network; and

a software module for providing a series of screen displays to the end user, the software module being accessible by one or more of the servers of the computer server network, the software module comprising instructions for directing the servers to:

capture computing output from at least one network source in response to the received end user input;

present the computing output as at least two objects within a simulated three-dimensional Cartesian space displayed on the display screen;

provide a database module for storing and categorizing data regarding each object presented within the virtual space;

provide a hyperlink within the database module to respective viewpoint of each object presented within the virtual space; and

display the data regarding one or more of the objects within the database module presented along with virtual space.

66. A computer readable recording medium for storing a computer program that makes a computer execute:

receiving an input from an end user;

capturing computing output from at least one computer source in response to the received end user input;

presenting the computing output as at least two objects within a simulated three-dimensional Cartesian space displayed to the end user;

providing a database module for storing and categorizing data regarding each object presented within the virtual space;

provide a hyperlink within the database module to respective viewpoint of each object presented within the virtual space; and

displaying the data regarding one or more of the objects within the database module presented along with virtual space.

SYSTEM AND METHOD FOR PROVIDING THREE-DIMENSIONAL GRAPHICAL USER INTERFACE

ABSTRACT OF THE DISCLOSURE

Methods and systems are provided for providing an improved three-dimensional graphical user interface. In one embodiment, the method generally comprises: receiving an input from an end user, and capturing computing output from at least one computer source in response to the received end-user input. The computing output can be presented as two or more objects within a three-dimensional virtual space displayed to the end user. In one embodiment, the method further comprises generating a timeline that includes an icon for each object presented within the virtual space. In another embodiment, the method further comprises providing a database for storing and categorizing data regarding each object presented within the virtual space.

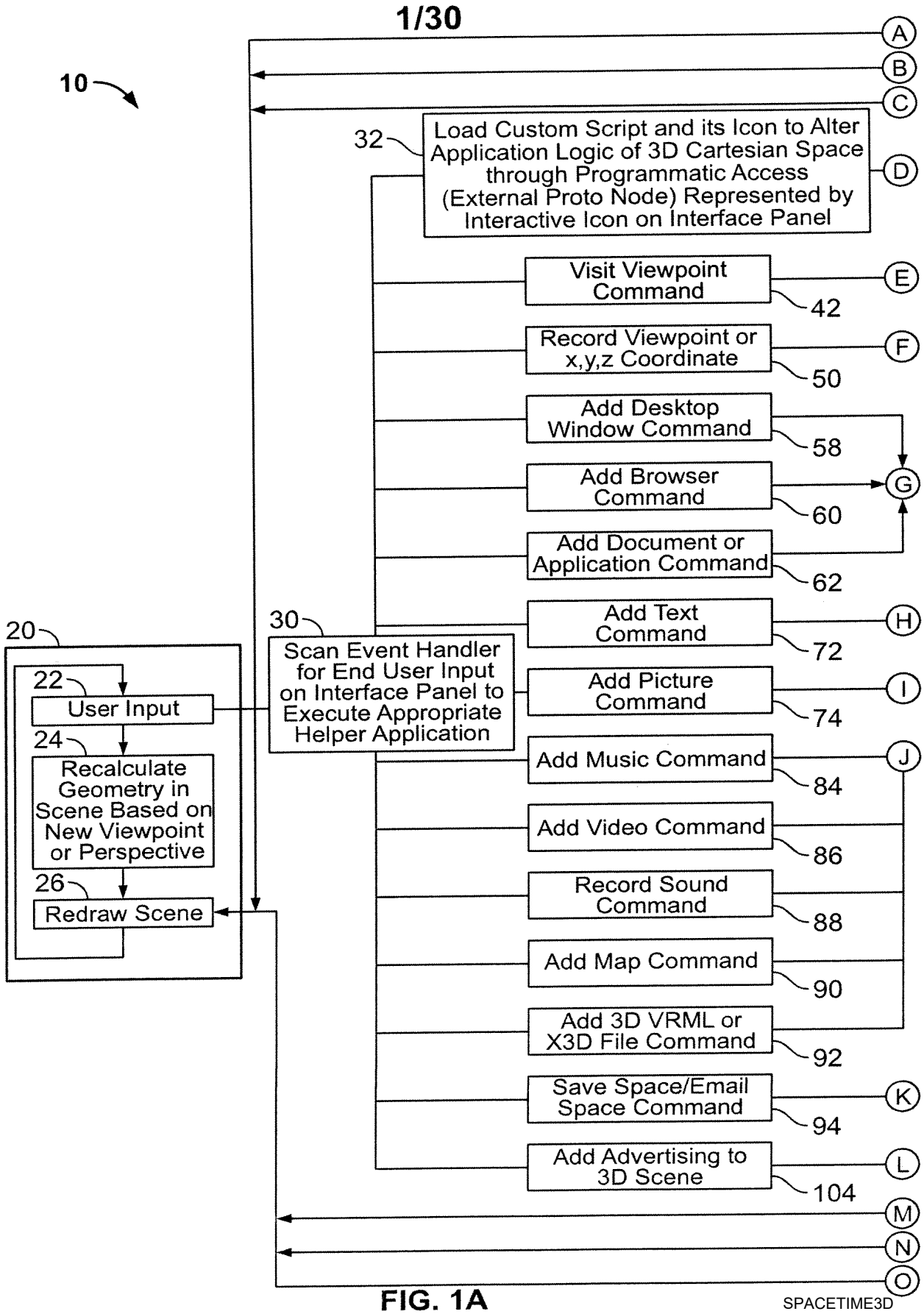
10
A
B
C
32
Load Custom Script and its Icon to Alter Application Logic of 3D Cartesian Space through Programmatic Access (External Proto Node) Represented by Interactive Icon on Interface Panel
D
Visit Viewpoint Command
42
E
Record Viewpoint or x,y,z Coordinate
50
F
Add Desktop Window Command
58
Add Browser Command
60
G
Add Document or Application Command
62
Add Text Command
72
H
30
Scan Event Handler for End User Input on Interface Panel to Execute Appropriate Helper Application
Add Picture Command
74
I
Add Music Command
84
J
Add Video Command
86
Record Sound Command
88
Add Map Command
90
Add 3D VRML or X3D File Command
92
Save Space/Email Space Command
94
K
Add Advertising to 3D Scene
104
L
M
N
O
20
22
User Input
24
Recalculate Geometry in Scene Based on New Viewpoint or Perspective
26
Redraw Scene

FIG. 1A

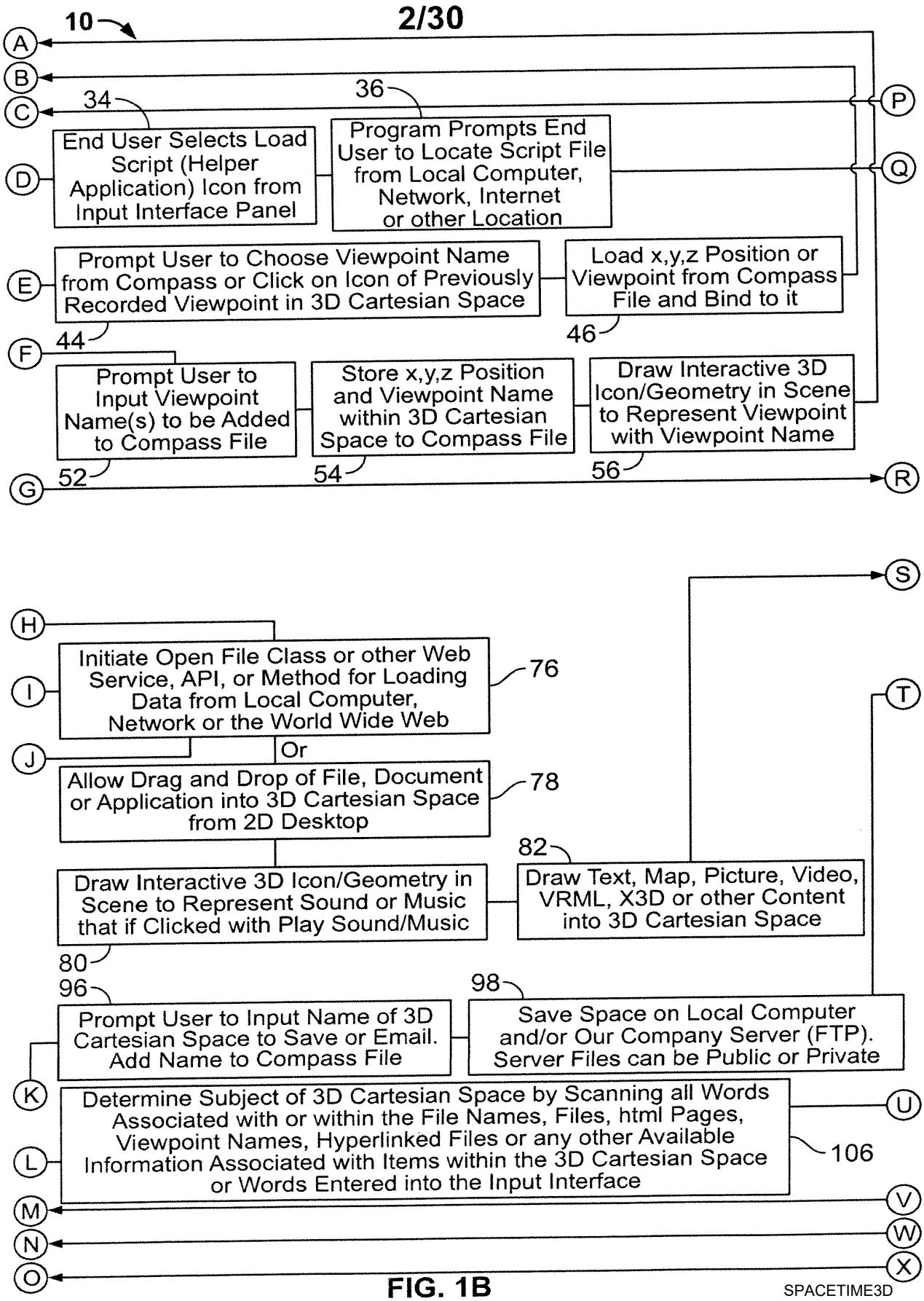
10
A
B
C
D
E
F
G
H
I
J
K
L
M
N
O
P
Q
R
S
T
U
V
W
X
34
End User Selects Load Script (Helper Application) Icon from Input Interface Panel
36
Program Prompts End User to Locate Script File from Local Computer, Network, Internet or other Location
Prompt User to Choose Viewpoint Name from Compass or Click on Icon of Previously Recorded Viewpoint in 3D Cartesian Space
44
Load x,y,z Position or Viewpoint from Compass File and Bind to it
46
Prompt User to Input Viewpoint Name(s) to be Added to Compass File
52
Store x,y,z Position and Viewpoint Name within 3D Cartesian Space to Compass File
54
Draw Interactive 3D Icon/Geometry in Scene to Represent Viewpoint with Viewpoint Name
56
Initiate Open File Class or other Web Service, API, or Method for Loading Data from Local Computer, Network or the World Wide Web
76
Or
Allow Drag and Drop of File, Document or Application into 3D Cartesian Space from 2D Desktop
78
Draw Interactive 3D Icon/Geometry in Scene to Represent Sound or Music that if Clicked with Play Sound/Music
80
82
Draw Text, Map, Picture, Video, VRML, X3D or other Content into 3D Cartesian Space
96
Prompt User to Input Name of 3D Cartesian Space to Save or Email. Add Name to Compass File
98
Save Space on Local Computer and/or Our Company Server (FTP). Server Files can be Public or Private
Determine Subject of 3D Cartesian Space by Scanning all Words Associated with or within the File Names, Files, html Pages, Viewpoint Names, Hyperlinked Files or any other Available Information Associated with Items within the 3D Cartesian Space or Words Entered into the Input Interface
106

FIG. 1B

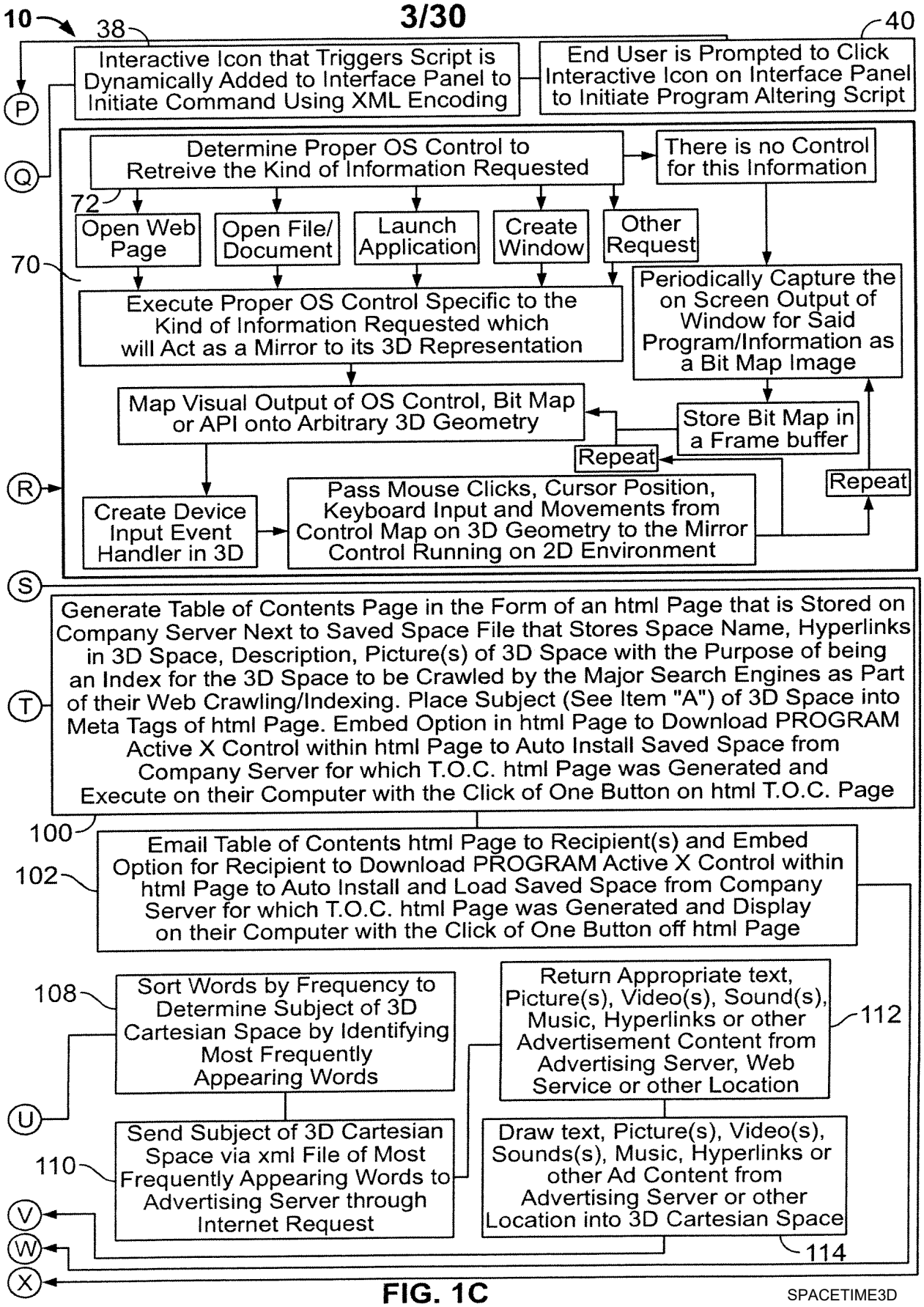
10
38
40
Interactive Icon that Triggers Script is Dynamically Added to Interface Panel to Initiate Command Using XML Encoding
End User is Prompted to Click Interactive Icon on Interface Panel to Initiate Program Altering Script
P
Q
Determine Proper OS Control to Retreive the Kind of Information Requested
There is no Control for this Information
72
Open Web Page
Open File/ Document
Launch Application
Create Window
Other Request
70
Execute Proper OS Control Specific to the Kind of Information Requested which will Act as a Mirror to its 3D Representation
Periodically Capture the on Screen Output of Window for Said Program/Information as a Bit Map Image
Map Visual Output of OS Control, Bit Map or API onto Arbitrary 3D Geometry
Store Bit Map in a Frame buffer
Repeat
Repeat
R
Create Device Input Event Handler in 3D
Pass Mouse Clicks, Cursor Position, Keyboard Input and Movements from Control Map on 3D Geometry to the Mirror Control Running on 2D Environment
S
T
Generate Table of Contents Page in the Form of an html Page that is Stored on Company Server Next to Saved Space File that Stores Space Name, Hyperlinks in 3D Space, Description, Picture(s) of 3D Space with the Purpose of being an Index for the 3D Space to be Crawled by the Major Search Engines as Part of their Web Crawling/Indexing. Place Subject (See Item "A") of 3D Space into Meta Tags of html Page. Embed Option in html Page to Download PROGRAM Active X Control within html Page to Auto Install Saved Space from Company Server for which T.O.C. html Page was Generated and Execute on their Computer with the Click of One Button on html T.O.C. Page
100
102
Email Table of Contents html Page to Recipient(s) and Embed Option for Recipient to Download PROGRAM Active X Control within html Page to Auto Install and Load Saved Space from Company Server for which T.O.C. html Page was Generated and Display on their Computer with the Click of One Button off html Page
108
Sort Words by Frequency to Determine Subject of 3D Cartesian Space by Identifying Most Frequently Appearing Words
Return Appropriate text, Picture(s), Video(s), Sound(s), Music, Hyperlinks or other Advertisement Content from Advertising Server, Web Service or other Location
112
U
Send Subject of 3D Cartesian Space via xml File of Most Frequently Appearing Words to Advertising Server through Internet Request
110
Draw text, Picture(s), Video(s), Sounds(s), Music, Hyperlinks or other Ad Content from Advertising Server or other Location into 3D Cartesian Space
114
V
W
X

FIG. 1C

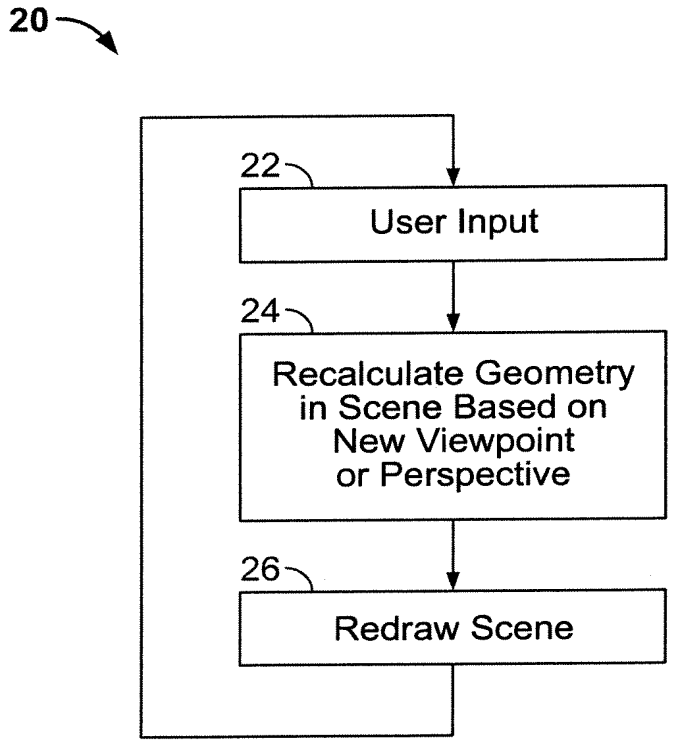
20
22
User Input
24
Recalculate Geometry in Scene Based on New Viewpoint or Perspective
26
Redraw Scene

FIG. 2

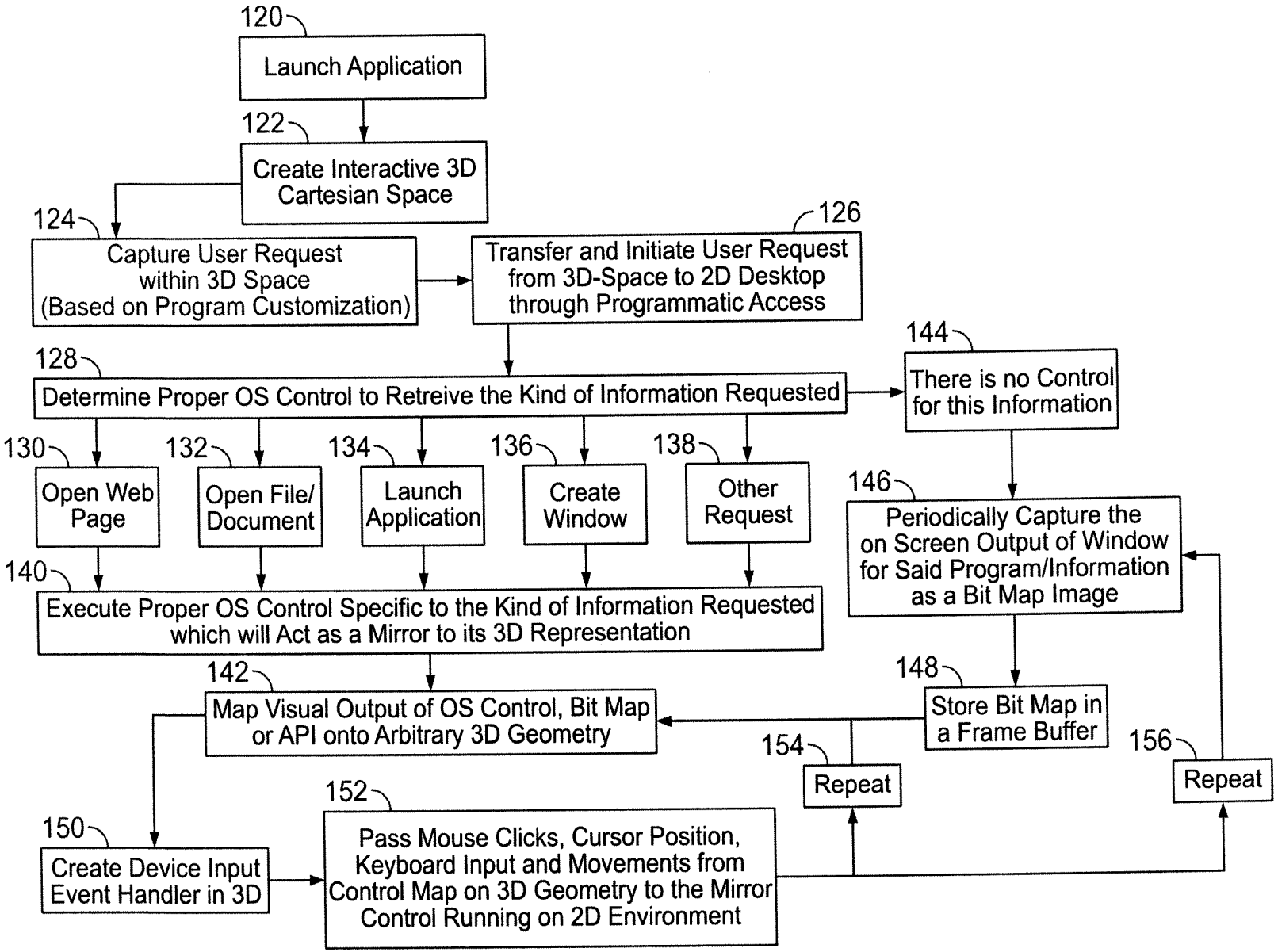
120
Launch Application
122
Create Interactive 3D Cartesian Space
124
Capture User Request within 3D Space (Based on Program Customization)
126
Transfer and Initiate User Request from 3D-Space to 2D Desktop through Programmatic Access
128
Determine Proper OS Control to Retreive the Kind of Information Requested
144
There is no Control for this Information
130
Open Web Page
132
Open File/ Document
134
Launch Application
136
Create Window
138
Other Request
146
Periodically Capture the on Screen Output of Window for Said Program/Information as a Bit Map Image
140
Execute Proper OS Control Specific to the Kind of Information Requested which will Act as a Mirror to its 3D Representation
142
Map Visual Output of OS Control, Bit Map or API onto Arbitrary 3D Geometry
148
Store Bit Map in a Frame Buffer
154
Repeat
156
Repeat
150
Create Device Input Event Handler in 3D
152
Pass Mouse Clicks, Cursor Position, Keyboard Input and Movements from Control Map on 3D Geometry to the Mirror Control Running on 2D Environment

FIG. 3

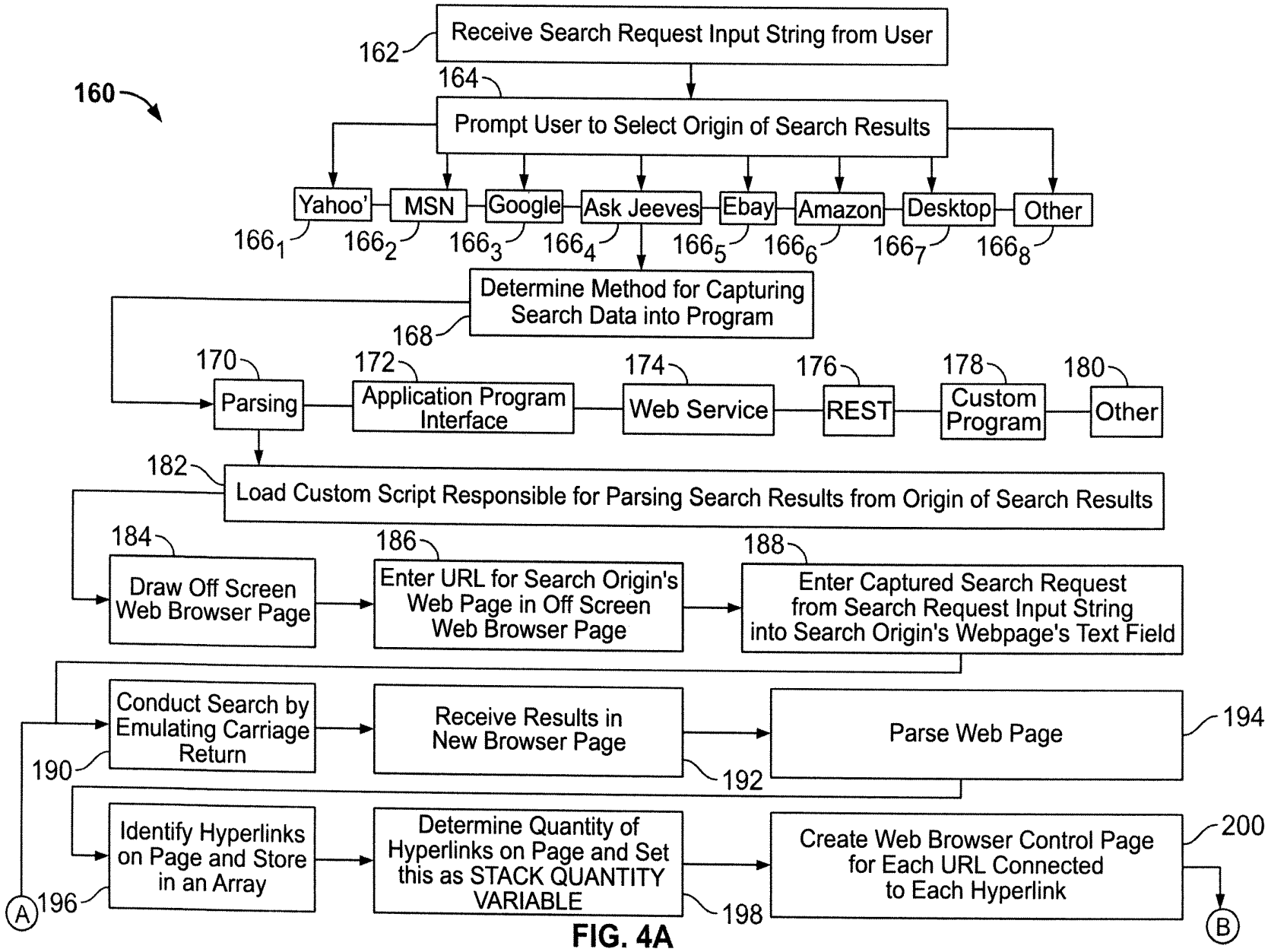
160
162
Receive Search Request Input String from User
164
Prompt User to Select Origin of Search Results
Yahoo'
MSN
Google
Ask Jeeves
Ebay
Amazon
Desktop
Other
166₁
166₂
166₃
166₄
166₅
166₆
166₇
166₈
Determine Method for Capturing Search Data into Program
168
170
Parsing
172
Application Program Interface
174
Web Service
176
REST
178
Custom Program
180
Other
182
Load Custom Script Responsible for Parsing Search Results from Origin of Search Results
184
Draw Off Screen Web Browser Page
186
Enter URL for Search Origin's Web Page in Off Screen Web Browser Page
188
Enter Captured Search Request from Search Request Input String into Search Origin's Webpage's Text Field
190
Conduct Search by Emulating Carriage Return
Receive Results in New Browser Page
192
Parse Web Page
194
A
196
Identify Hyperlinks on Page and Store in an Array
Determine Quantity of Hyperlinks on Page and Set this as STACK QUANTITY VARIABLE
198
Create Web Browser Control Page for Each URL Connected to Each Hyperlink
200
B

FIG. 4A

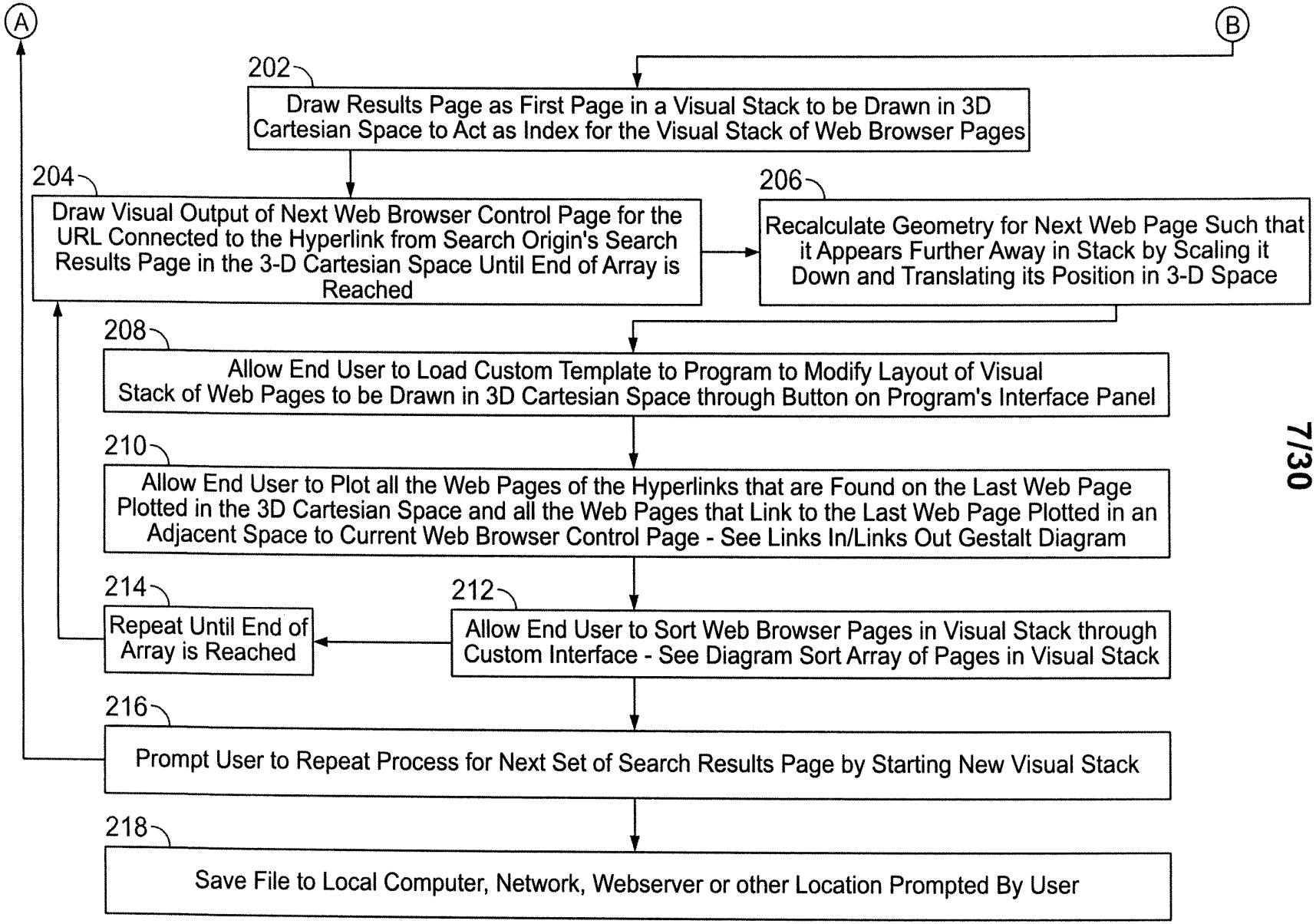
A
B
202
Draw Results Page as First Page in a Visual Stack to be Drawn in 3D Cartesian Space to Act as Index for the Visual Stack of Web Browser Pages
204
Draw Visual Output of Next Web Browser Control Page for the URL Connected to the Hyperlink from Search Origin's Search Results Page in the 3-D Cartesian Space Until End of Array is Reached
206
Recalculate Geometry for Next Web Page Such that it Appears Further Away in Stack by Scaling it Down and Translating its Position in 3-D Space
208
Allow End User to Load Custom Template to Program to Modify Layout of Visual Stack of Web Pages to be Drawn in 3D Cartesian Space through Button on Program's Interface Panel
210
Allow End User to Plot all the Web Pages of the Hyperlinks that are Found on the Last Web Page Plotted in the 3D Cartesian Space and all the Web Pages that Link to the Last Web Page Plotted in an Adjacent Space to Current Web Browser Control Page - See Links In/Links Out Gestalt Diagram
214
Repeat Until End of Array is Reached
212
Allow End User to Sort Web Browser Pages in Visual Stack through Custom Interface - See Diagram Sort Array of Pages in Visual Stack
216
Prompt User to Repeat Process for Next Set of Search Results Page by Starting New Visual Stack
218
Save File to Local Computer, Network, Webserver or other Location Prompted By User

FIG. 4B

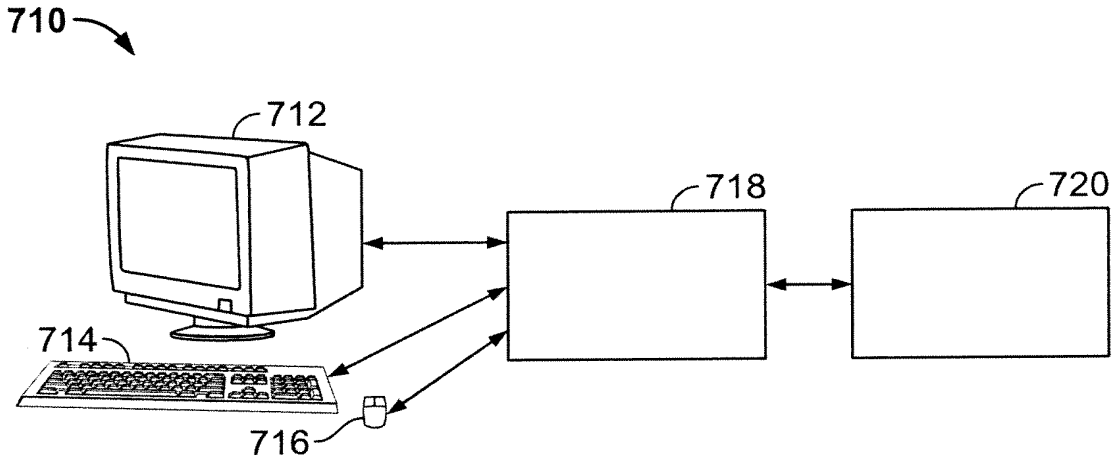

FIG. 5A

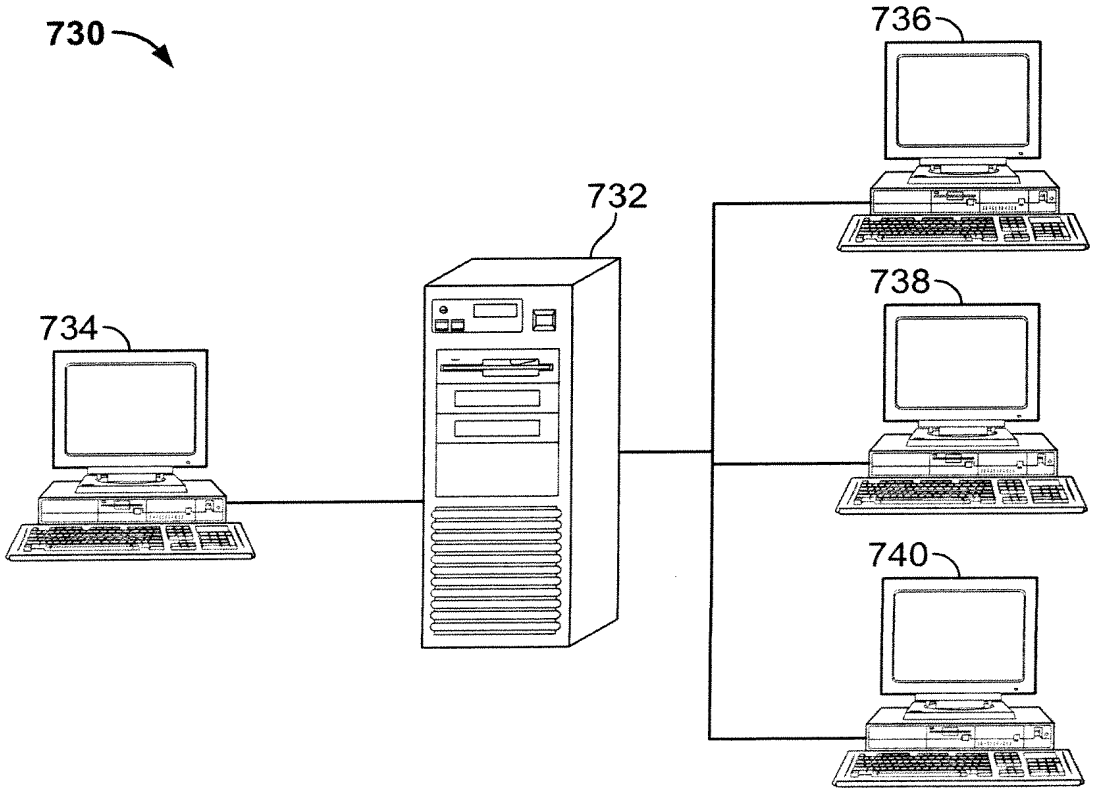

FIG. 5B

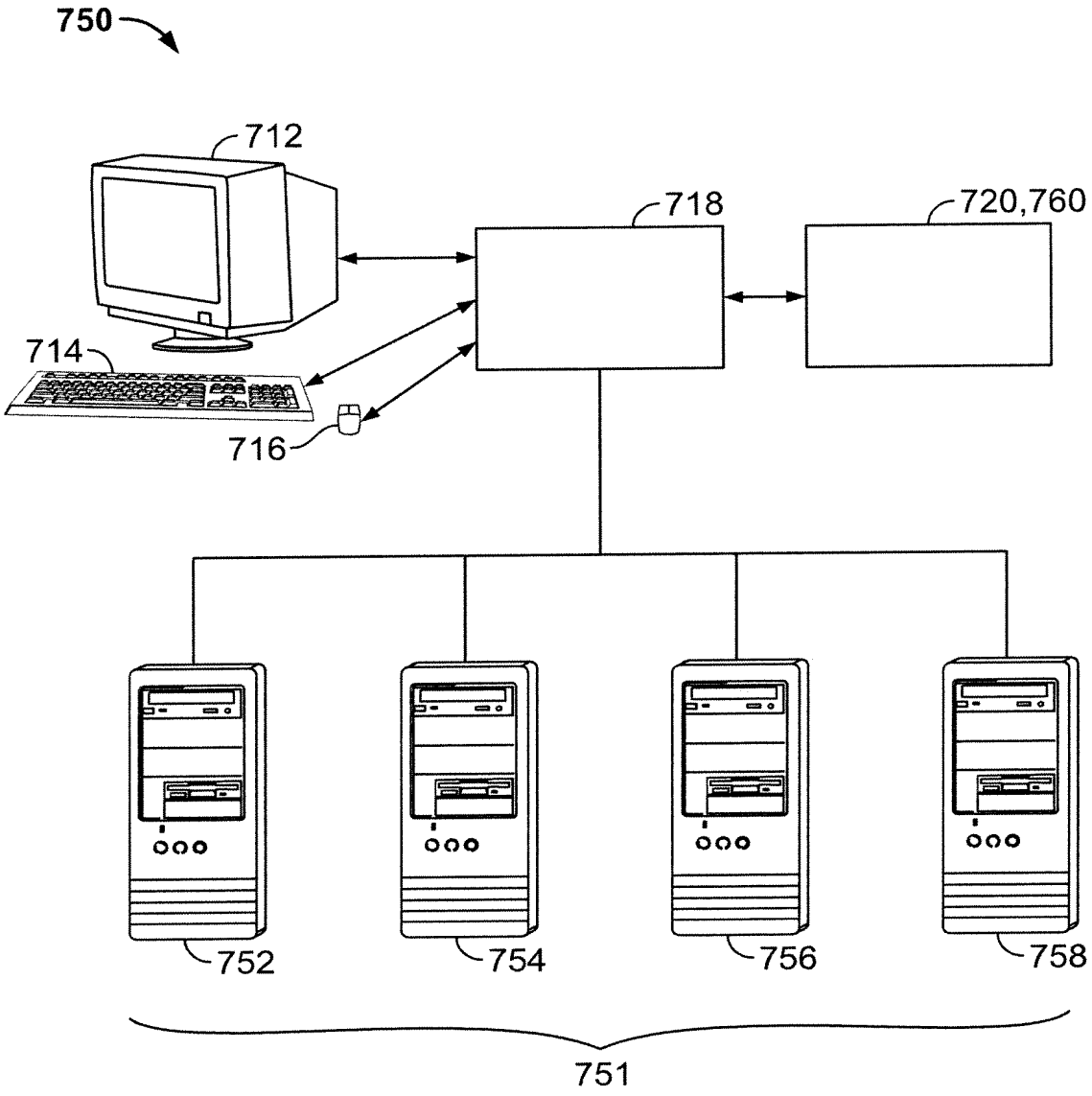

FIG. 5C

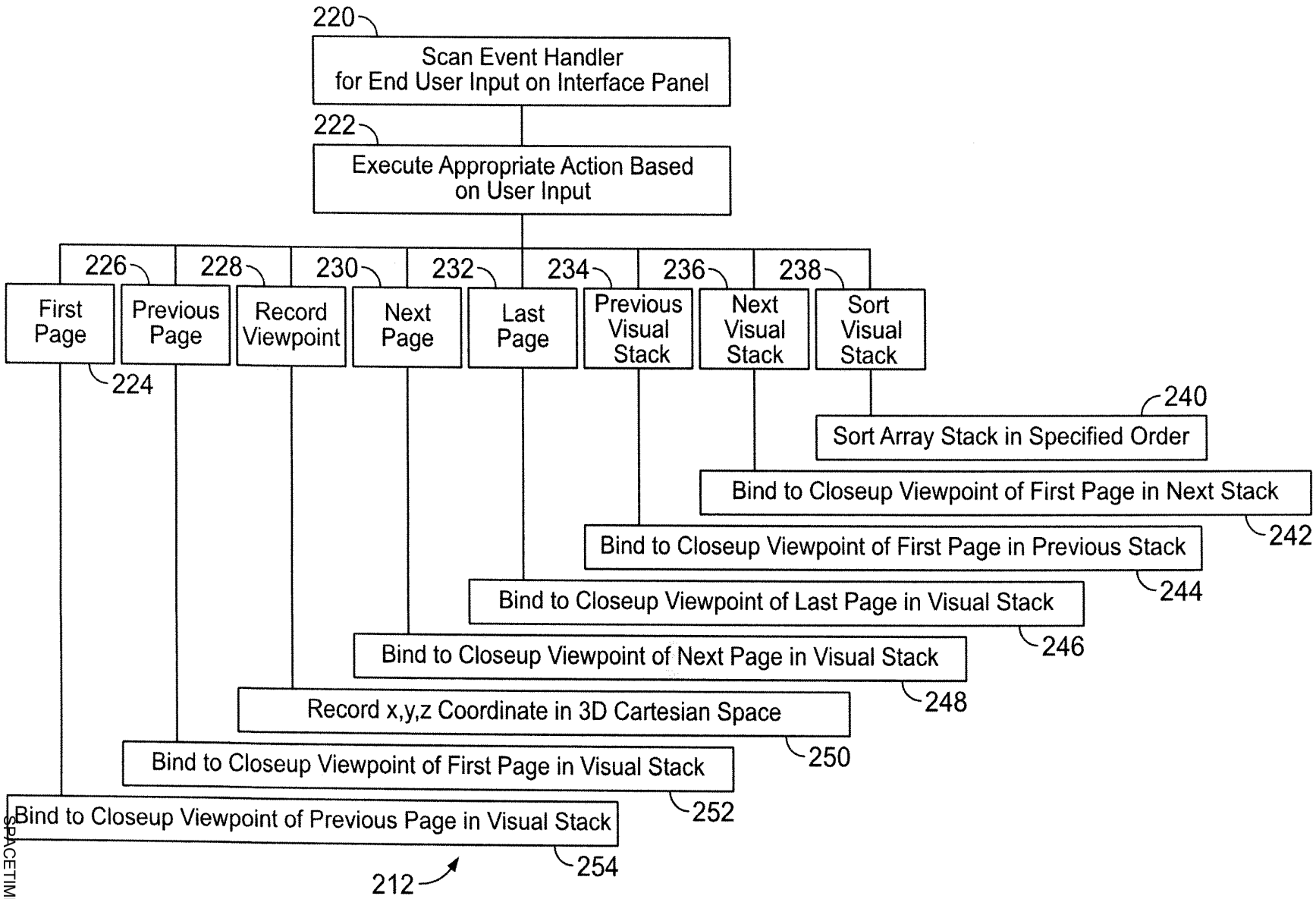
220
Scan Event Handler for End User Input on Interface Panel
222
Execute Appropriate Action Based on User Input
226
First Page
224
228
Previous Page
230
Record Viewpoint
232
Next Page
234
Last Page
236
Previous Visual Stack
238
Next Visual Stack
Sort Visual Stack
240
Sort Array Stack in Specified Order
Bind to Closeup Viewpoint of First Page in Next Stack
242
Bind to Closeup Viewpoint of First Page in Previous Stack
244
Bind to Closeup Viewpoint of Last Page in Visual Stack
246
Bind to Closeup Viewpoint of Next Page in Visual Stack
248
Record x,y,z Coordinate in 3D Cartesian Space
250
Bind to Closeup Viewpoint of First Page in Visual Stack
252
Bind to Closeup Viewpoint of Previous Page in Visual Stack
254
212

FIG. 6

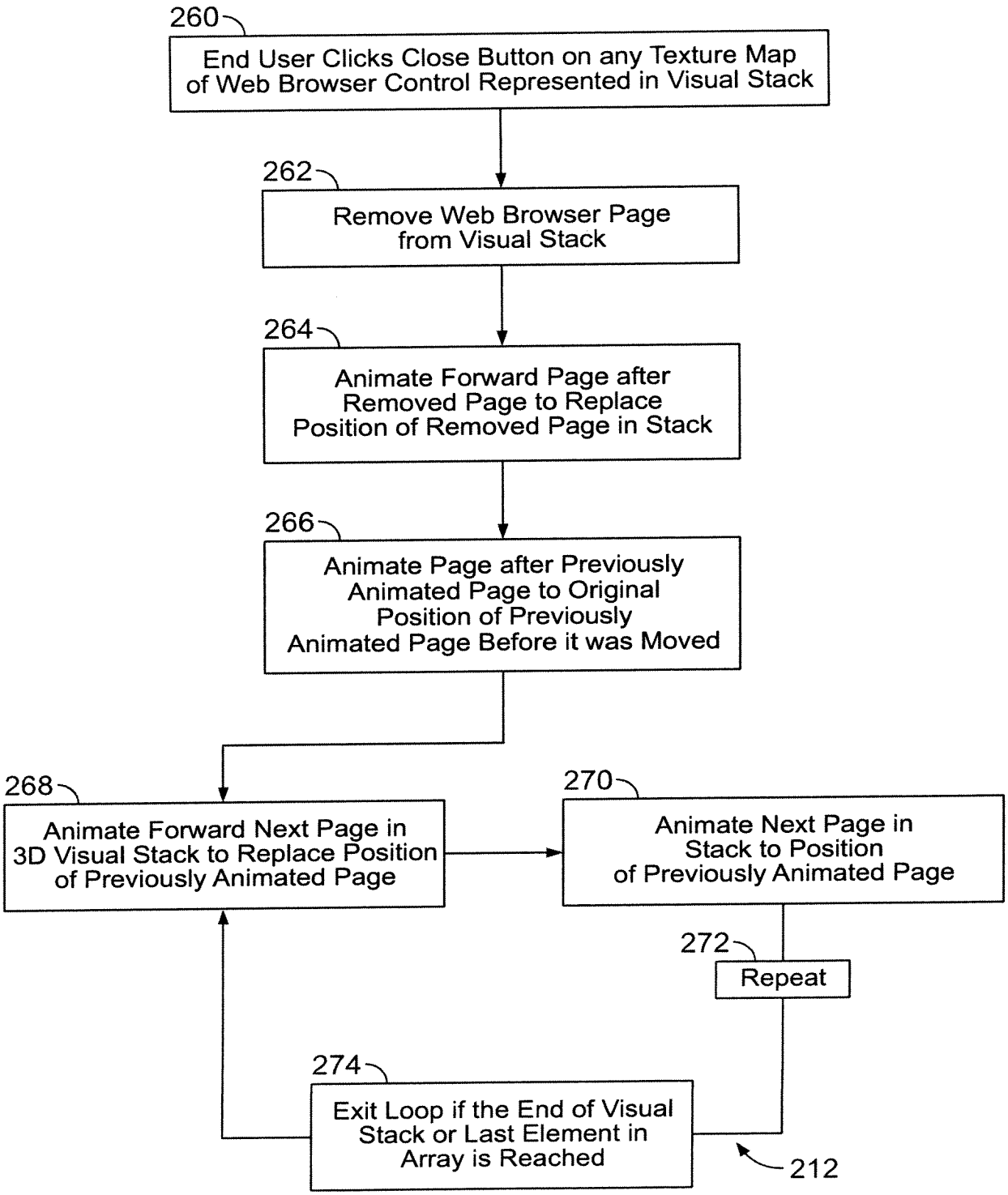
260
End User Clicks Close Button on any Texture Map of Web Browser Control Represented in Visual Stack
262
Remove Web Browser Page from Visual Stack
264
Animate Forward Page after Removed Page to Replace Position of Removed Page in Stack
266
Animate Page after Previously Animated Page to Original Position of Previously Animated Page Before it was Moved
268
Animate Forward Next Page in 3D Visual Stack to Replace Position of Previously Animated Page
270
Animate Next Page in Stack to Position of Previously Animated Page
272
Repeat
274
Exit Loop if the End of Visual Stack or Last Element in Array is Reached
212

FIG. 7

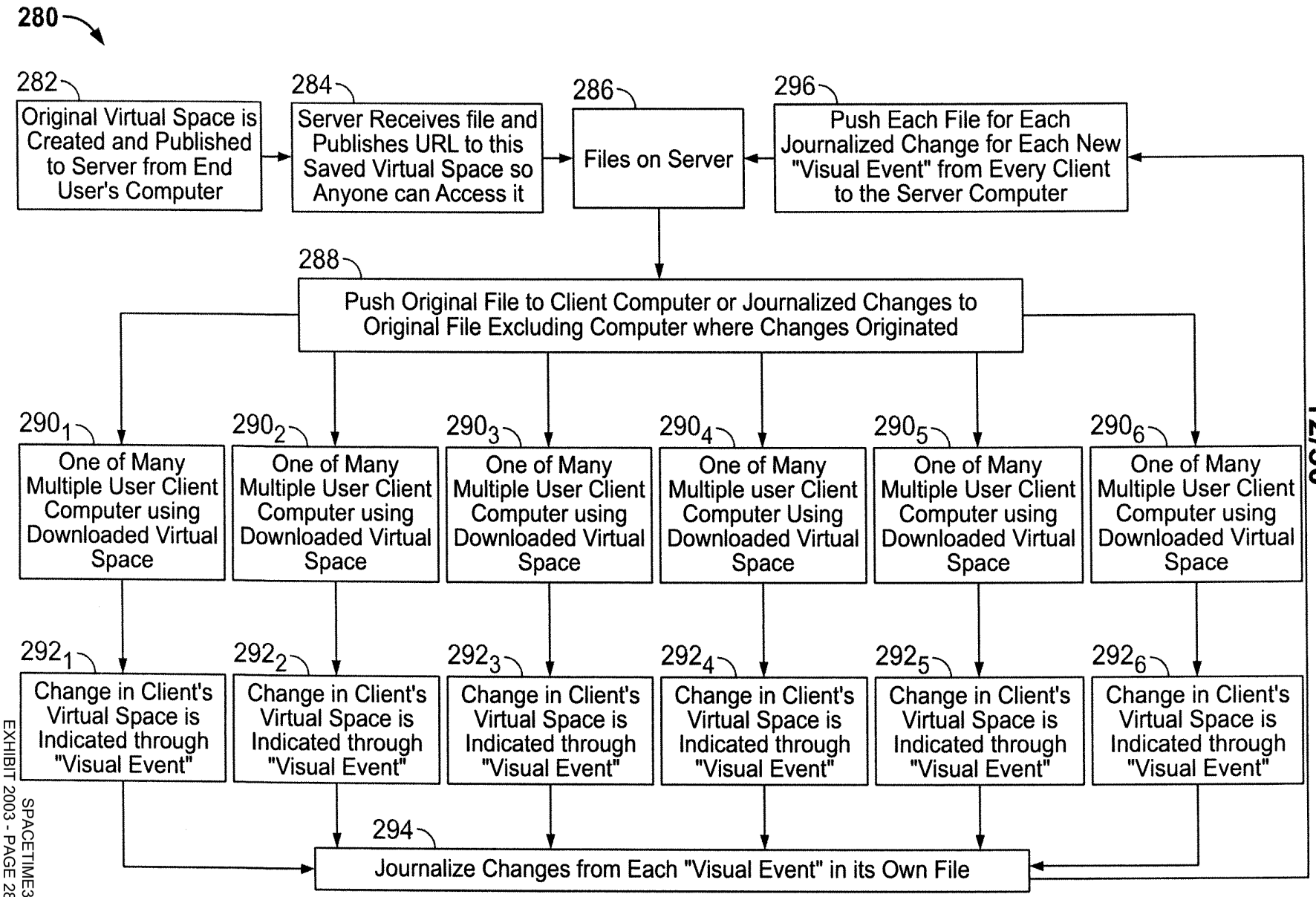
280
282
Original Virtual Space is Created and Published to Server from End User's Computer
284
Server Receives file and Publishes URL to this Saved Virtual Space so Anyone can Access it
286
Files on Server
296
Push Each File for Each Journalized Change for Each New "Visual Event" from Every Client to the Server Computer
288
Push Original File to Client Computer or Journalized Changes to Original File Excluding Computer where Changes Originated
290₁
One of Many Multiple User Client Computer using Downloaded Virtual Space
290₂
One of Many Multiple User Client Computer using Downloaded Virtual Space
290₃
One of Many Multiple User Client Computer using Downloaded Virtual Space
290₄
One of Many Multiple user Client Computer Using Downloaded Virtual Space
290₅
One of Many Multiple User Client Computer using Downloaded Virtual Space
290₆
One of Many Multiple User Client Computer using Downloaded Virtual Space
292₁
Change in Client's Virtual Space is Indicated through "Visual Event"
292₂
Change in Client's Virtual Space is Indicated through "Visual Event"
292₃
Change in Client's Virtual Space is Indicated through "Visual Event"
292₄
Change in Client's Virtual Space is Indicated through "Visual Event"
292₅
Change in Client's Virtual Space is Indicated through "Visual Event"
292₆
Change in Client's Virtual Space is Indicated through "Visual Event"
294
Journalize Changes from Each "Visual Event" in its Own File

FIG. 8

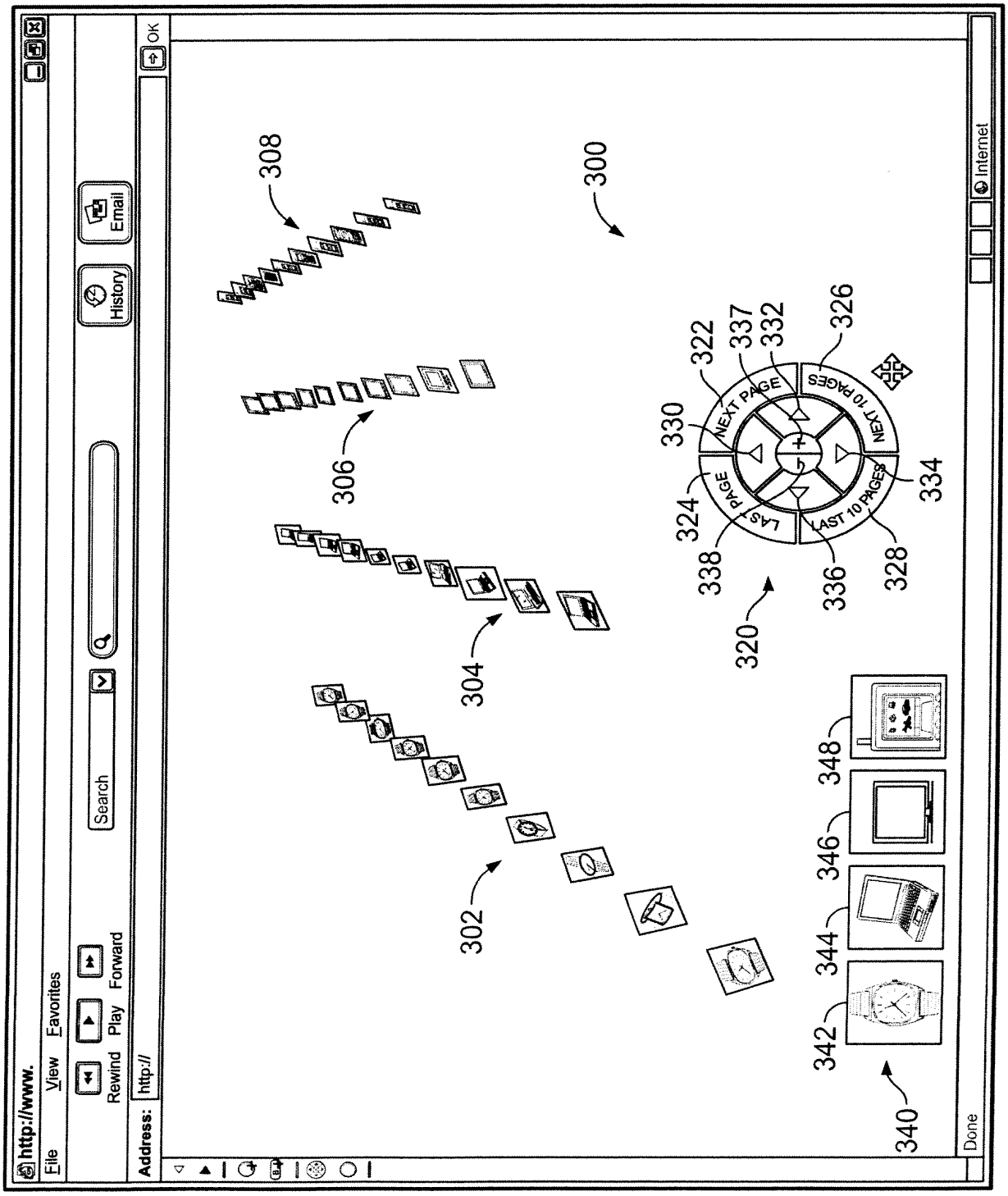
http://www.
File View Favorites
Rewind Play Forward
Search
History
Email
Address: http://
OK
NEXT PAGE
NEXT 10 PAGES
LAST PAGE
LAST 10 PAGES
Internet
Done
300
302
304
306
308
320
322
324
326
328
330
332
334
336
337
338
340
342
344
346
348

FIG. 9

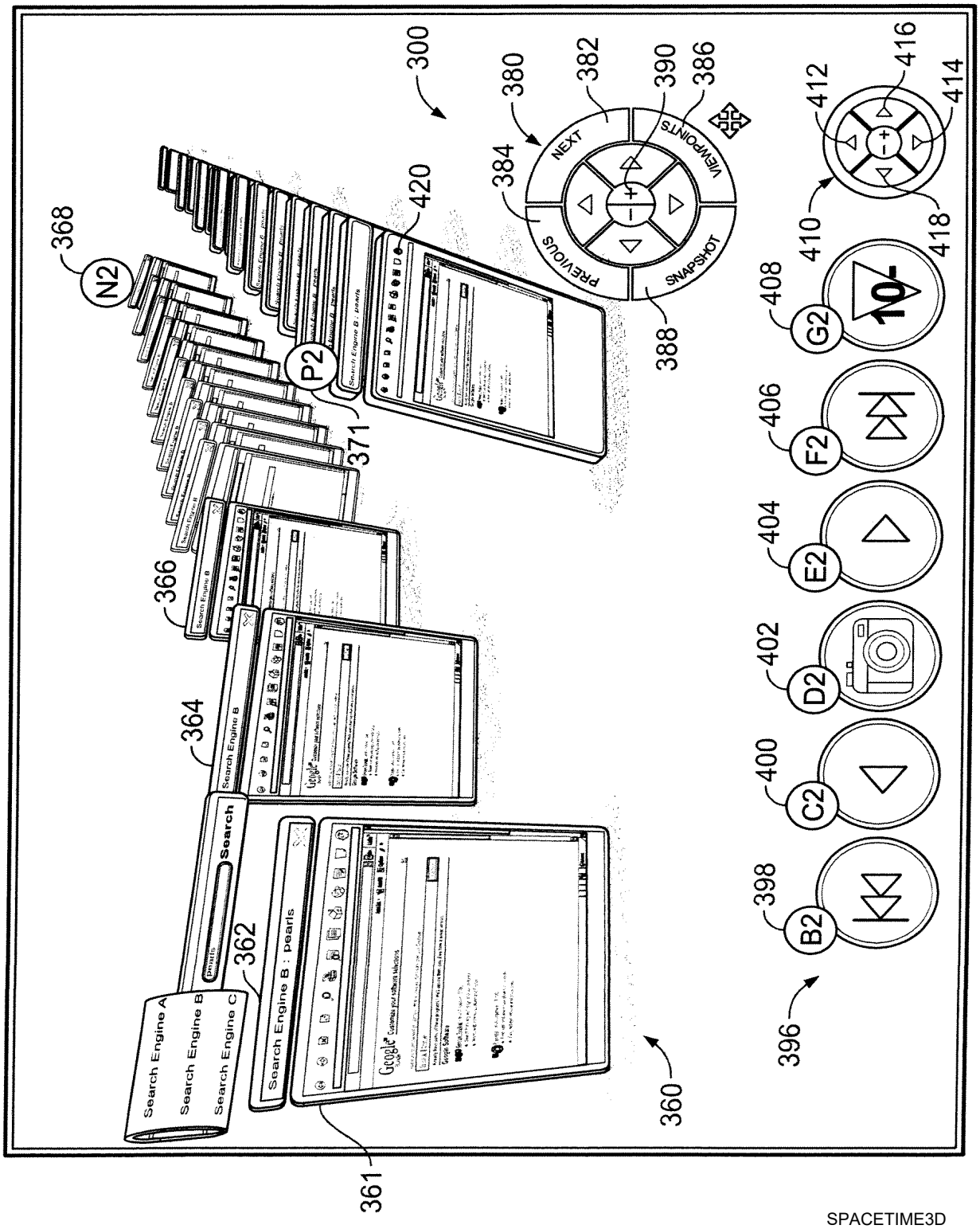
300
380
382
384
386
388
390
NEXT
VIEWPOINTS
PREVIOUS
SNAPSHOT
368
N2
P2
371
420
366
364
362
361
360
Search Engine A
Search Engine B
Search Engine C
Search
Search Engine B : pearls
396
398
B2
400
C2
402
D2
404
E2
406
F2
408
G2
410
412
414
416
418

FIG. 10

FIG. 11

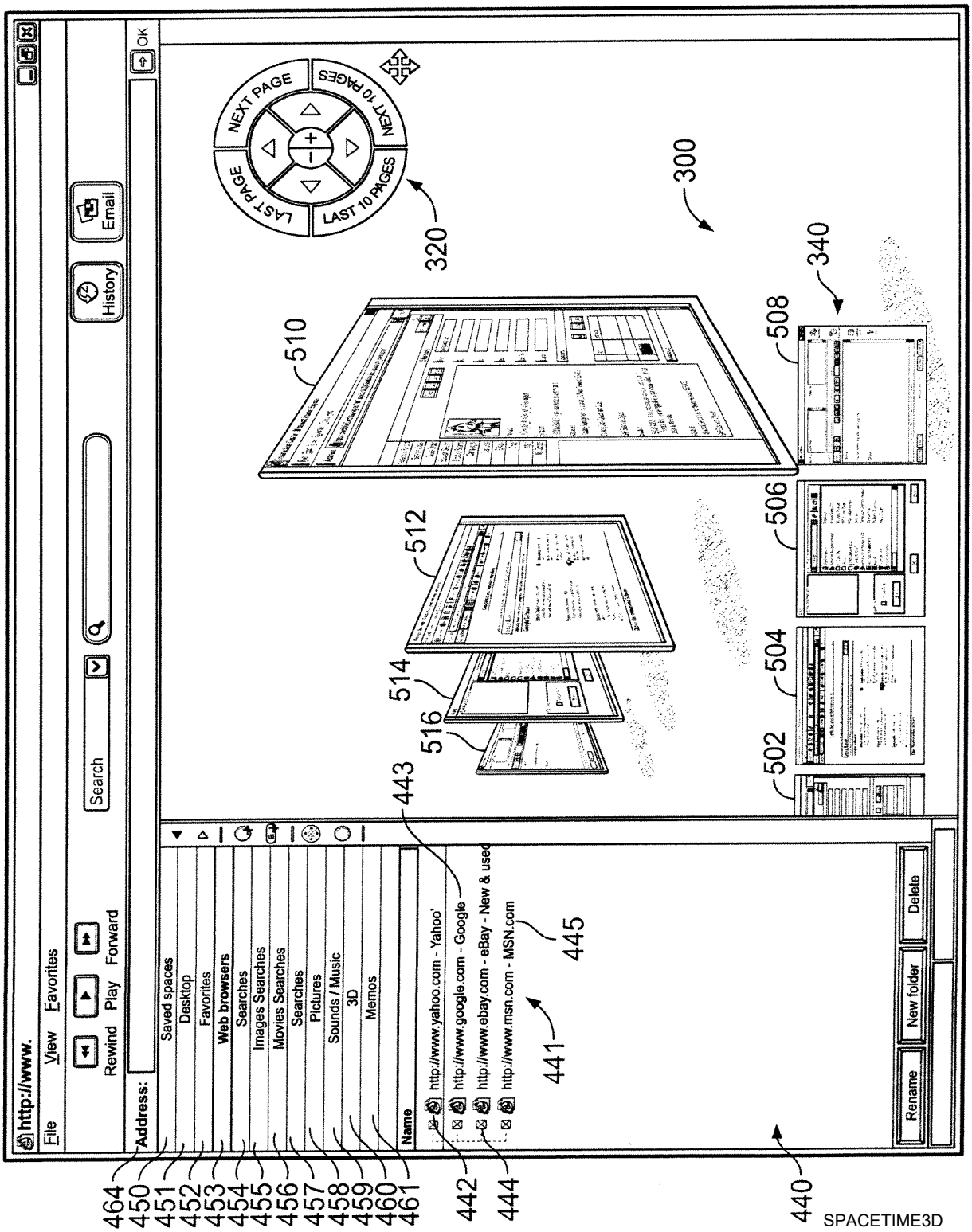
http://www.
File View Favorites
Rewind Play Forward
Search
History
Email
Address:
OK
NEXT PAGE
NEXT 10 PAGES
LAST PAGE
LAST 10 PAGES
Saved spaces
Desktop
Favorites
Web browsers
Searches
Images Searches
Movies Searches
Searches
Pictures
Sounds / Music
3D
Memos
Name
http://www.yahoo.com - Yahoo'
http://www.google.com - Google
http://www.ebay.com - eBay - New & used
http://www.msn.com - MSN.com
Rename
New folder
Delete
300
320
340
502
504
506
508
510
512
514
516
440
441
442
443
444
445
450
451
452
453
454
455
456
457
458
459
460
461
464

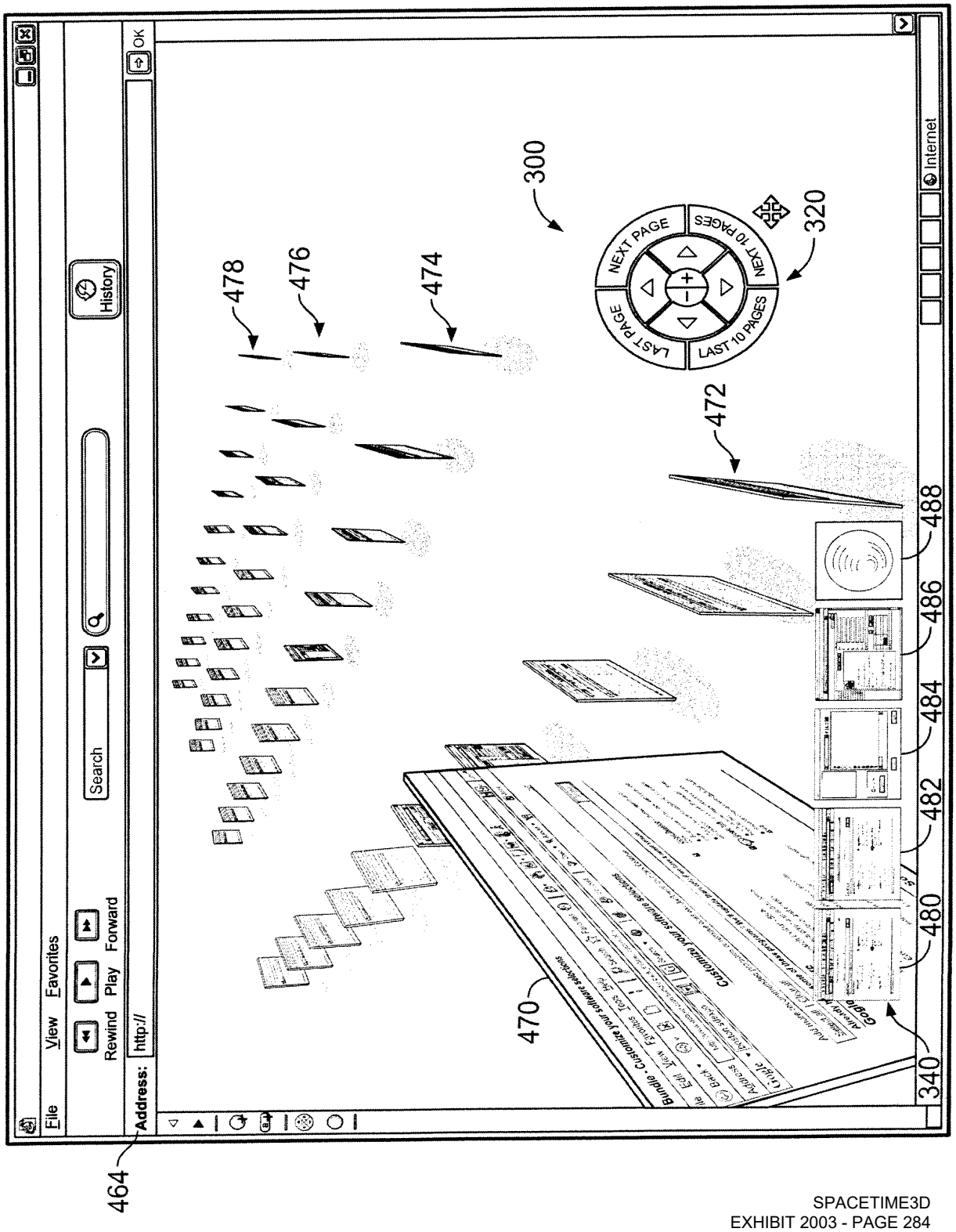
File
View
Favorites
Rewind
Play
Forward
Search
History
Address:
http://
OK
Internet
300
320
NEXT PAGE
NEXT 10 PAGES
LAST PAGE
LAST 10 PAGES
470
472
474
476
478
480
482
484
486
488
340
464

FIG. 12

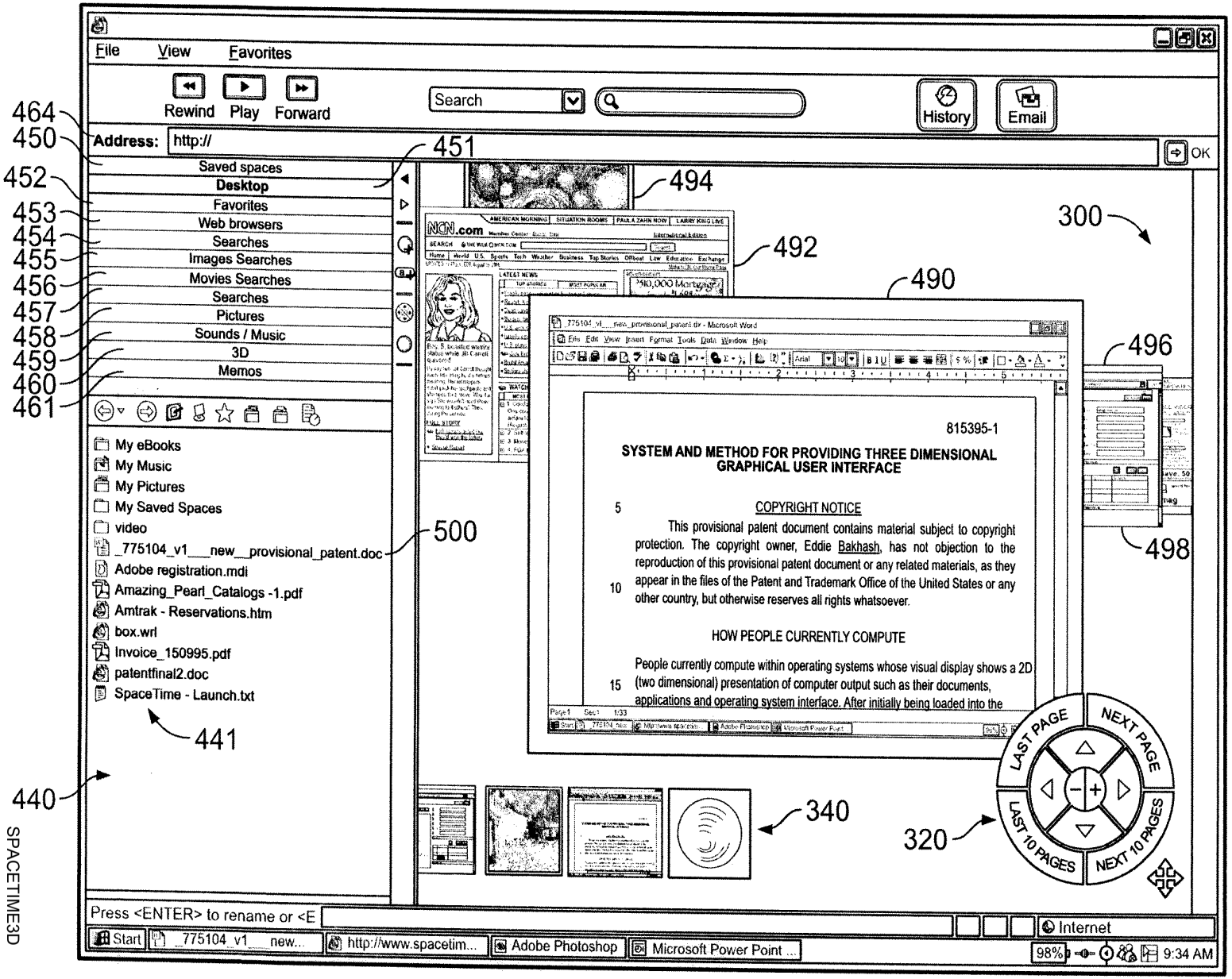
File View Favorites
Rewind Play Forward
Search
History
Email
Address: http://
OK
464
450
451
452
453
454
455
456
457
458
459
460
461
Saved spaces
Desktop
Favorites
Web browsers
Searches
Images Searches
Movies Searches
Searches
Pictures
Sounds / Music
3D
Memos
My eBooks
My Music
My Pictures
My Saved Spaces
video
_775104_v1___new__provisional_patent.doc
Adobe registration.mdi
Amazing_Pearl_Catalogs -1.pdf
Amtrak - Reservations.htm
box.wrl
Invoice_150995.pdf
patentfinal2.doc
SpaceTime - Launch.txt
441
440
500
494
492
490
496
498
300
340
320
815395-1
SYSTEM AND METHOD FOR PROVIDING THREE DIMENSIONAL GRAPHICAL USER INTERFACE
COPYRIGHT NOTICE
This provisional patent document contains material subject to copyright protection. The copyright owner, Eddie Bakhash, has not objection to the reproduction of this provisional patent document or any related materials, as they appear in the files of the Patent and Trademark Office of the United States or any other country, but otherwise reserves all rights whatsoever.
HOW PEOPLE CURRENTLY COMPUTE
People currently compute within operating systems whose visual display shows a 2D (two dimensional) presentation of computer output such as their documents, applications and operating system interface. After initially being loaded into the
LAST PAGE
NEXT PAGE
LAST 10 PAGES
NEXT 10 PAGES
Press <ENTER> to rename or <E
Start
_775104_v1___new...
http://www.spacetim...
Adobe Photoshop
Microsoft Power Point ...
Internet
98%
9:34 AM

FIG. 13A

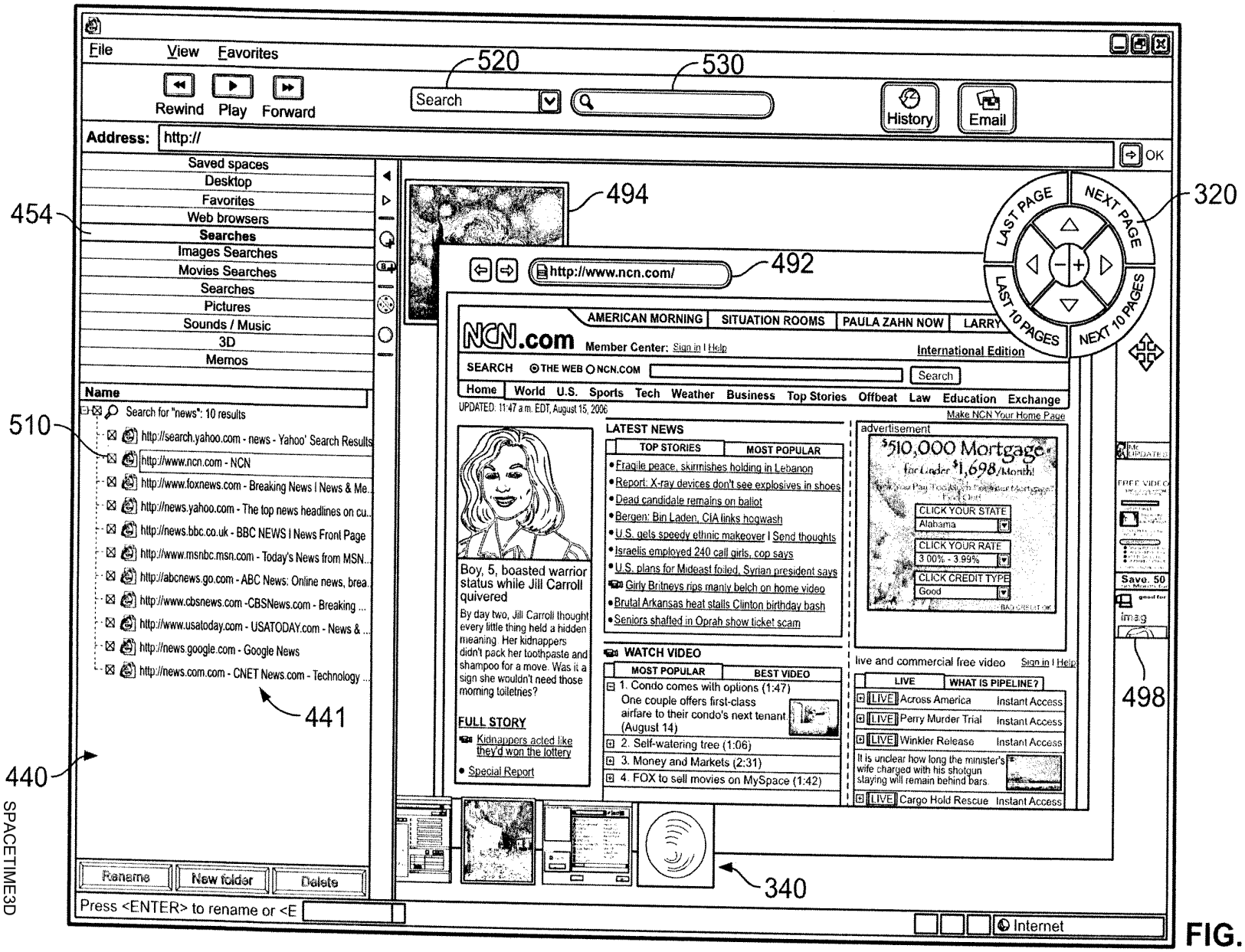
File View Favorites
Rewind Play Forward
Search
History
Email
Address: http://
OK
Saved spaces
Desktop
Favorites
Web browsers
Searches
Images Searches
Movies Searches
Searches
Pictures
Sounds / Music
3D
Memos
Name
Search for "news": 10 results
http://search.yahoo.com - news - Yahoo' Search Results
http://www.ncn.com - NCN
http://www.foxnews.com - Breaking News | News & Me...
http://news.yahoo.com - The top news headlines on cu...
http://news.bbc.co.uk - BBC NEWS | News Front Page
http://www.msnbc.msn.com - Today's News from MSN...
http://abcnews.go.com - ABC News: Online news, brea...
http://www.cbsnews.com -CBSNews.com - Breaking ...
http://www.usatoday.com - USATODAY.com - News & ...
http://news.google.com - Google News
http://news.com.com - CNET News.com - Technology ...
Rename
New folder
Delete
Press <ENTER> to rename or <E
http://www.ncn.com/
LAST PAGE
NEXT PAGE
LAST 10 PAGES
NEXT 10 PAGES
AMERICAN MORNING
SITUATION ROOMS
PAULA ZAHN NOW
NCN.com
Member Center: Sign in | Help
International Edition
SEARCH THE WEB NCN.COM
Search
Home World U.S. Sports Tech Weather Business Top Stories Offbeat Law Education Exchange
UPDATED: 11:47 a.m. EDT, August 15, 2006
Make NCN Your Home Page
LATEST NEWS
TOP STORIES
MOST POPULAR
Fragile peace, skirmishes holding in Lebanon
Report: X-ray devices don't see explosives in shoes
Dead candidate remains on ballot
Bergen: Bin Laden, CIA links hogwash
U.S. gets speedy ethnic makeover | Send thoughts
Israelis employed 240 call girls, cop says
U.S. plans for Mideast foiled, Syrian president says
Girly Britneys rips manly belch on home video
Brutal Arkansas heat stalls Clinton birthday bash
Seniors shafted in Oprah show ticket scam
Boy, 5, boasted warrior status while Jill Carroll quivered
By day two, Jill Carroll thought every little thing held a hidden meaning. Her kidnappers didn't pack her toothpaste and shampoo for a move. Was it a sign she wouldn't need those morning toiletries?
FULL STORY
Kidnappers acted like they'd won the lottery
Special Report
WATCH VIDEO
MOST POPULAR
BEST VIDEO
1. Condo comes with options (1:47)
One couple offers first-class airfare to their condo's next tenant. (August 14)
2. Self-watering tree (1:06)
3. Money and Markets (2:31)
4. FOX to sell movies on MySpace (1:42)
advertisement
$510,000 Mortgage
for Under $1,698/Month!
CLICK YOUR STATE
Alabama
CLICK YOUR RATE
3.00% - 3.99%
CLICK CREDIT TYPE
Good
live and commercial free video
Sign in | Help
LIVE
WHAT IS PIPELINE?
LIVE Across America Instant Access
LIVE Perry Murder Trial Instant Access
LIVE Winkler Release Instant Access
It is unclear how long the minister's wife charged with his shotgun staying will remain behind bars.
LIVE Cargo Hold Rescue Instant Access
Save. 50
Internet
454
510
441
440
494
492
320
498
340

FIG. 13B

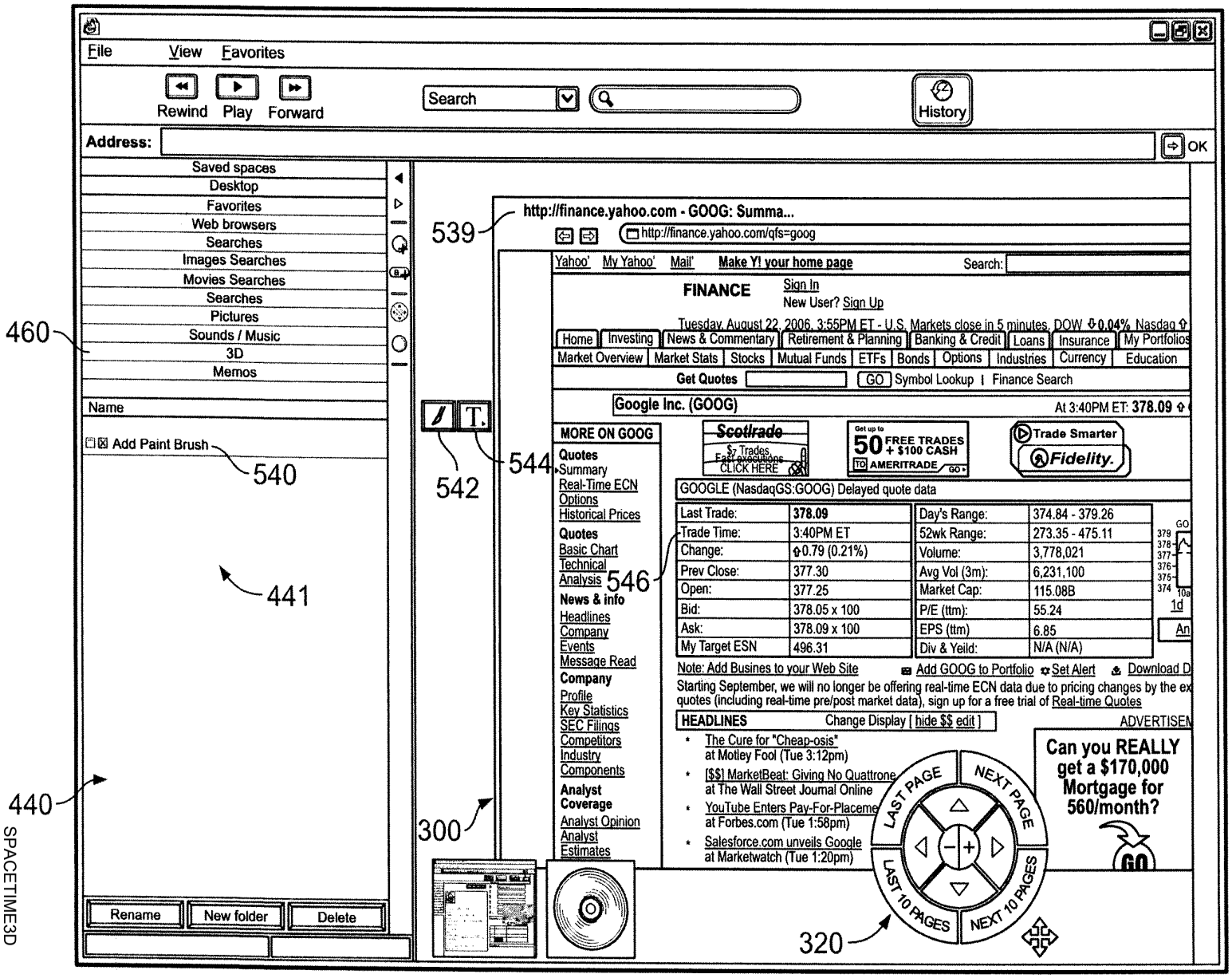
File View Favorites
Rewind Play Forward
Search
History
Address:
OK
Saved spaces
Desktop
Favorites
Web browsers
Searches
Images Searches
Movies Searches
Searches
Pictures
Sounds / Music
3D
Memos
Name
Add Paint Brush
Rename
New folder
Delete
460
440
441
540
542
544
546
539
300
320
http://finance.yahoo.com - GOOG: Summa...
http://finance.yahoo.com/qfs=goog
Yahoo' My Yahoo' Mail' Make Y! your home page
Search:
FINANCE
Sign In
New User? Sign Up
Tuesday, August 22, 2006, 3:55PM ET - U.S. Markets close in 5 minutes. DOW 0.04% Nasdaq
Home Investing News & Commentary Retirement & Planning Banking & Credit Loans Insurance My Portfolios
Market Overview Market Stats Stocks Mutual Funds ETFs Bonds Options Industries Currency Education
Get Quotes GO Symbol Lookup | Finance Search
Google Inc. (GOOG)
At 3:40PM ET: 378.09
MORE ON GOOG
Quotes
Summary
Real-Time ECN
Options
Historical Prices
Quotes
Basic Chart
Technical Analysis
News & info
Headlines
Company Events
Message Read
Company
Profile
Key Statistics
SEC Filings
Competitors
Industry
Components
Analyst Coverage
Analyst Opinion
Analyst Estimates
Scottrade
$7 Trades. Fast executions
CLICK HERE
Get up to 50 FREE TRADES + $100 CASH TO AMERITRADE GO
Trade Smarter
Fidelity.
GOOGLE (NasdaqGS:GOOG) Delayed quote data
Last Trade: 378.09
Trade Time: 3:40PM ET
Change: 0.79 (0.21%)
Prev Close: 377.30
Open: 377.25
Bid: 378.05 x 100
Ask: 378.09 x 100
My Target ESN 496.31
Day's Range: 374.84 - 379.26
52wk Range: 273.35 - 475.11
Volume: 3,778,021
Avg Vol (3m): 6,231,100
Market Cap: 115.08B
P/E (ttm): 55.24
EPS (ttm) 6.85
Div & Yeild: N/A (N/A)
Note: Add Busines to your Web Site
Add GOOG to Portfolio
Set Alert
Download D
Starting September, we will no longer be offering real-time ECN data due to pricing changes by the ex
quotes (including real-time pre/post market data), sign up for a free trial of Real-time Quotes
HEADLINES
Change Display [hide $$ edit]
The Cure for "Cheap-osis" at Motley Fool (Tue 3:12pm)
[$$] MarketBeat: Giving No Quattrone at The Wall Street Journal Online
YouTube Enters Pay-For-Placeme at Forbes.com (Tue 1:58pm)
Salesforce.com unveils Google at Marketwatch (Tue 1:20pm)
LAST PAGE
NEXT PAGE
LAST 10 PAGES
NEXT 10 PAGES
ADVERTISEM
Can you REALLY get a $170,000 Mortgage for 560/month?
GO

FIG. 14

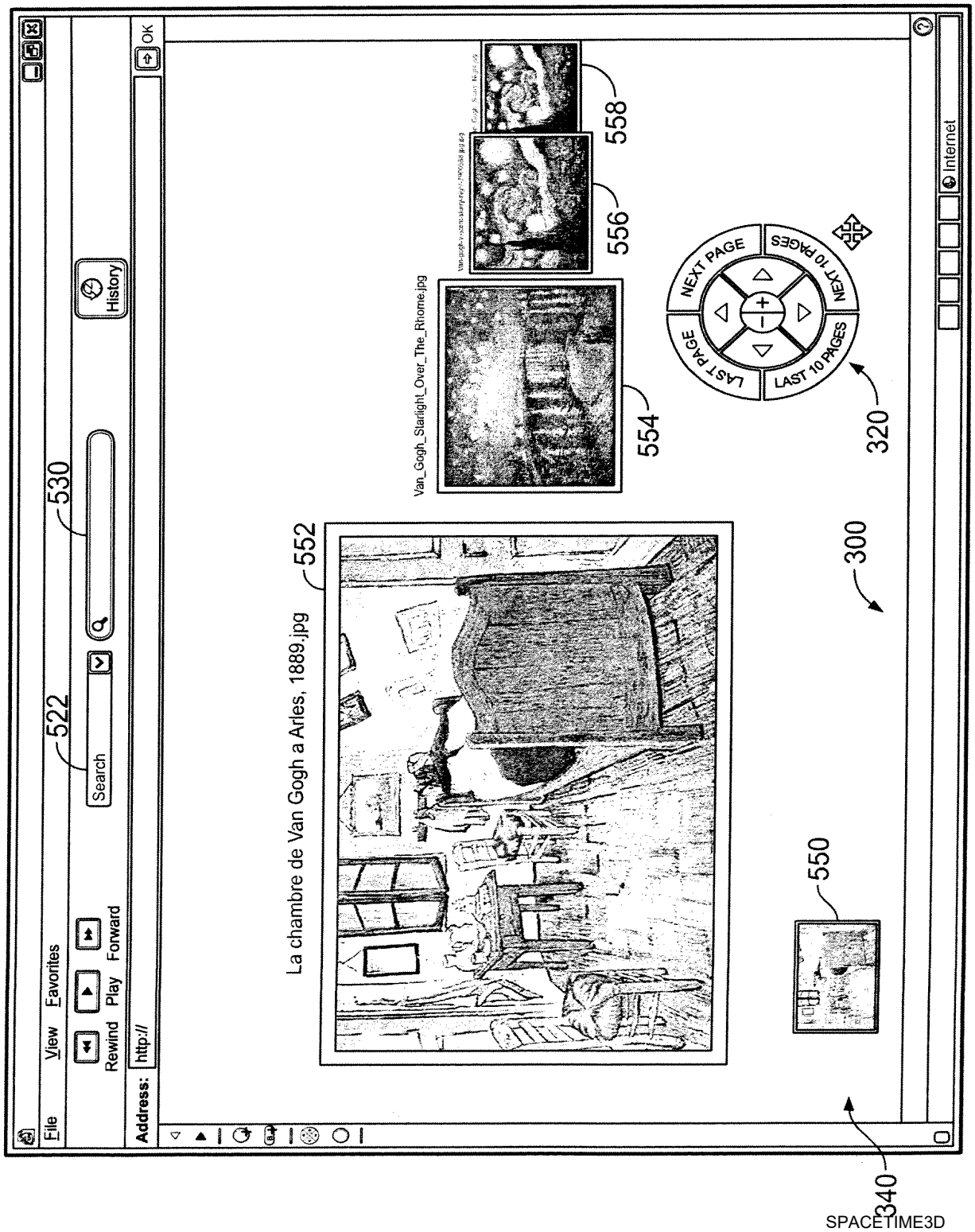
File
View
Favorites
Rewind
Play
Forward
Search
History
Address:
http://
OK
La chambre de Van Gogh a Arles, 1889.jpg
Van_Gogh_Starlight_Over_The_Rhone.jpg
NEXT PAGE
NEXT 10 PAGES
LAST PAGE
LAST 10 PAGES
Internet
522
530
552
554
556
558
320
300
550
340

FIG. 15

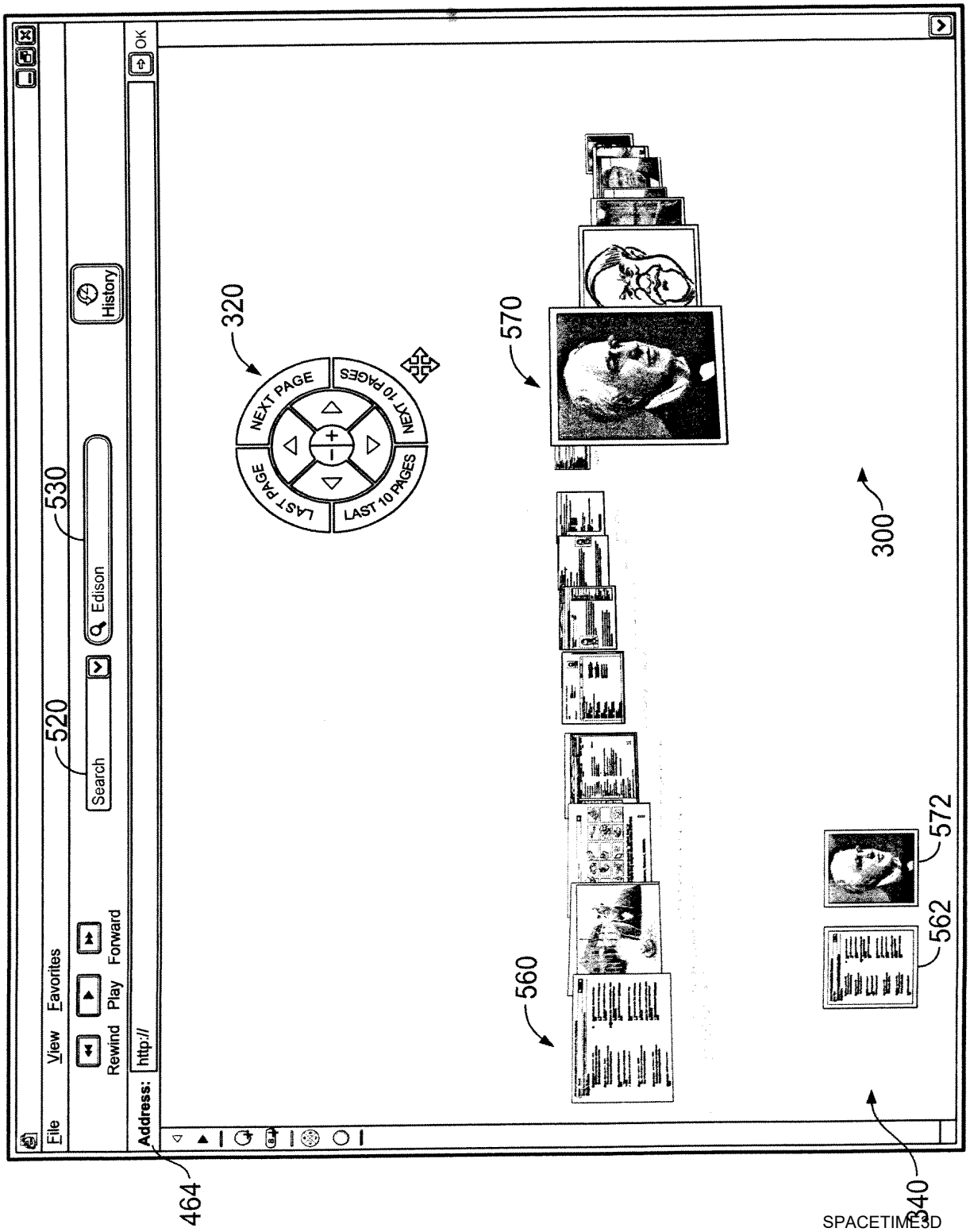
File
View
Favorites
Rewind
Play
Forward
Search
Edison
History
Address:
http://
OK
NEXT PAGE
NEXT 10 PAGES
LAST PAGE
LAST 10 PAGES
320
530
520
570
560
572
562
300
464
340

FIG. 16A

FIG. 16B

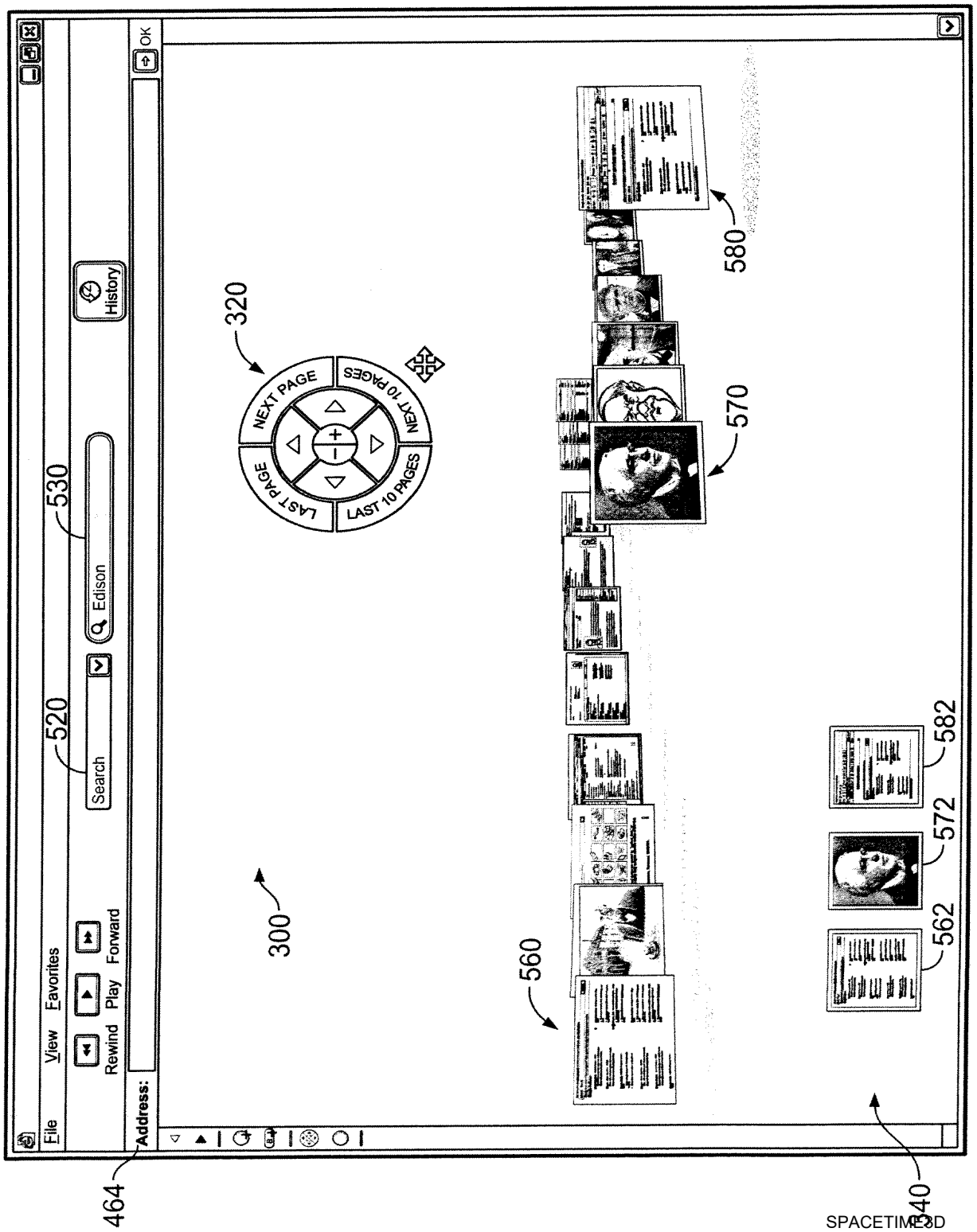
File
View
Favorites
Rewind
Play
Forward
Search
Edison
History
Address:
OK
NEXT PAGE
NEXT 10 PAGES
LAST PAGE
LAST 10 PAGES
300
320
520
530
560
562
570
572
580
582
464
340

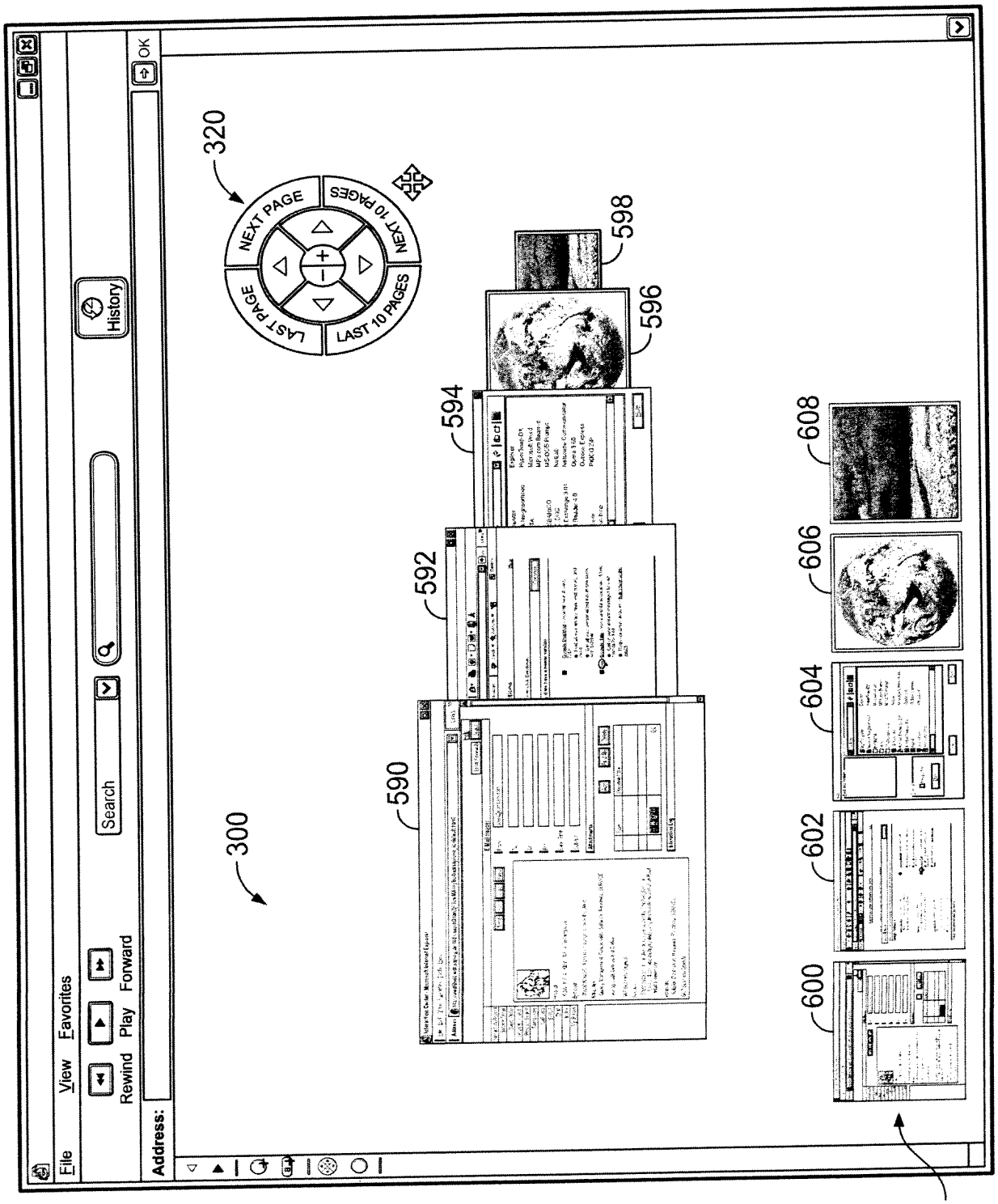
File View Favorites
Rewind Play Forward
Search
History
Address:
OK
300
320
NEXT PAGE
NEXT 10 PAGES
LAST PAGE
LAST 10 PAGES
590
592
594
596
598
600
602
604
606
608
340

FIG. 17A

FIG. 17B


File
View
Favorites
Rewind
Play
Forward
Search
History
Address:
OK
320
NEXT PAGE
NEXT 10 PAGES
LAST PAGE
LAST 10 PAGES
300
590
592
594
596
598
600
602
604
606
608
340


File
View
Favorites
Rewind
Play
Forward
Search
History
Address:
OK
NEXT PAGE
NEXT 10 PAGES
LAST PAGE
LAST 10 PAGES
590
592
594
596
598
600
602
604
606
608
640

FIG. 17C

FIG. 18

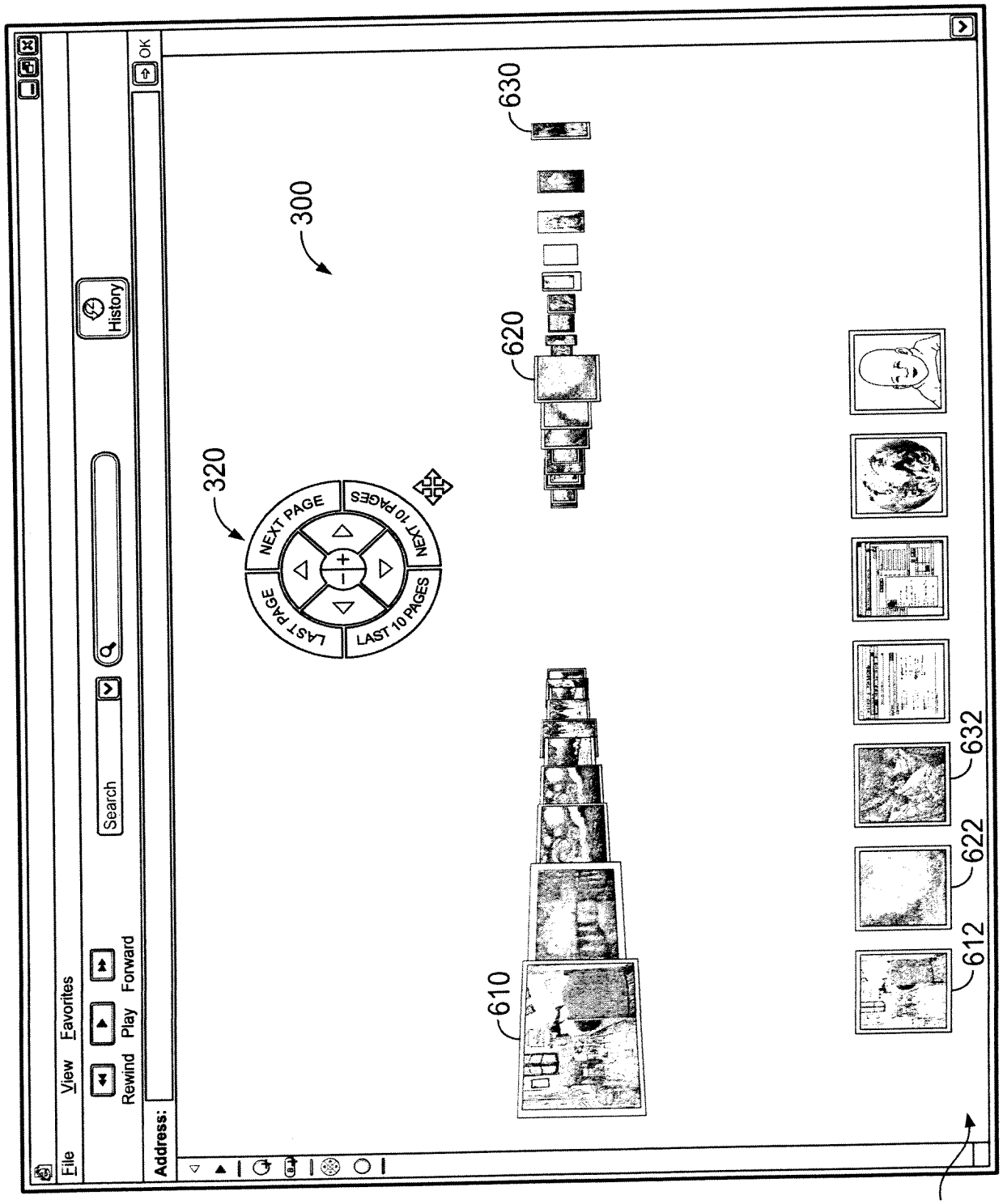
File
View
Favorites
Rewind
Play
Forward
Search
History
Address:
OK
300
320
NEXT PAGE
NEXT 10 PAGES
LAST PAGE
LAST 10 PAGES
610
612
620
622
630
632
340

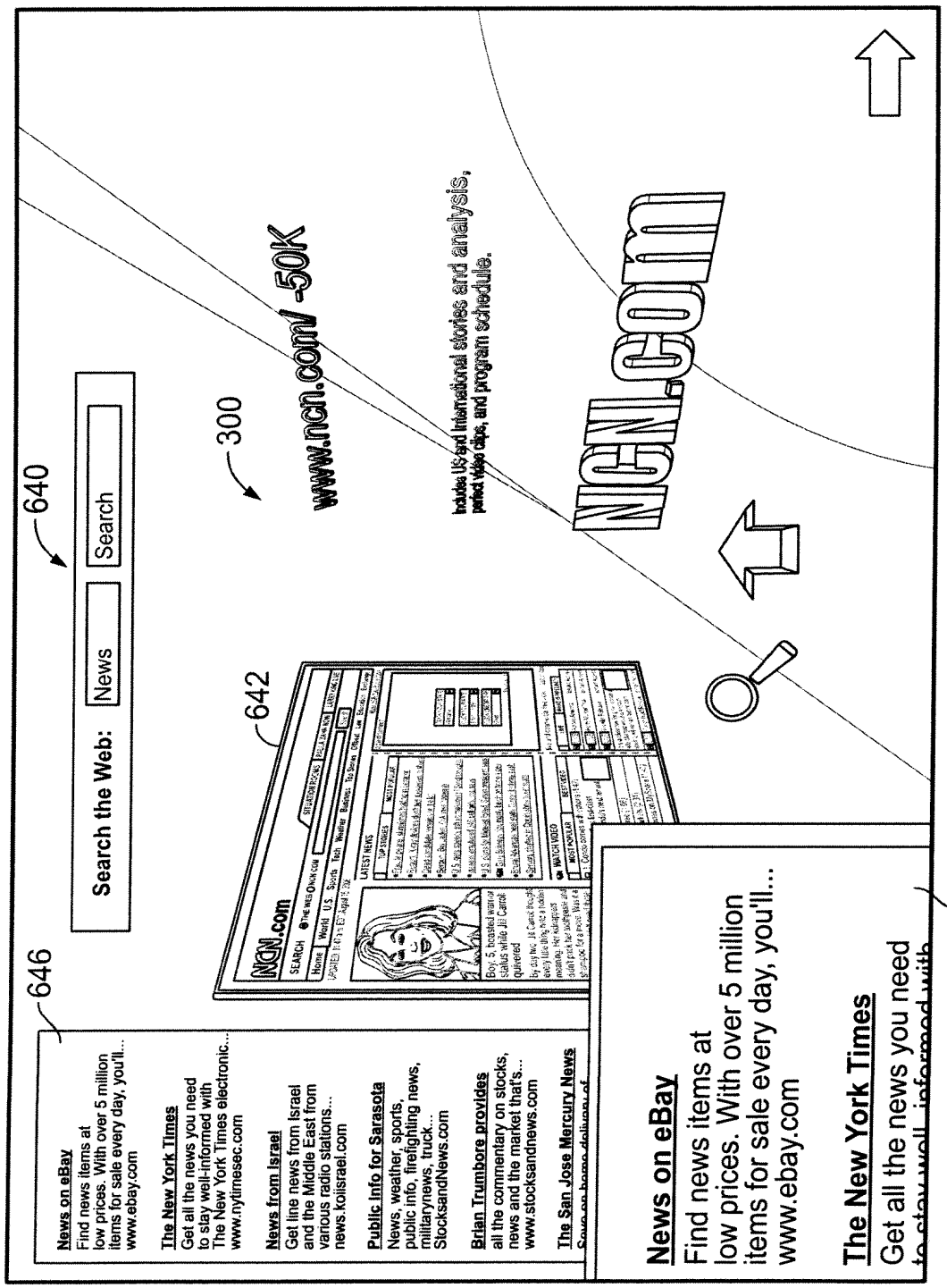
640
Search the Web:
News
Search
300
www.ncn.com/ -50K
Includes US and International stories and analysis, perfect video clips, and program schedule.
NCN.COM
642
NCN.com
646
News on eBay
Find news items at low prices. With over 5 million items for sale every day, you'll...
www.ebay.com
The New York Times
Get all the news you need to stay well-informed with The New York Times electronic...
www.nytimesec.com
News from Israel
Get line news from Israel and the Middle East from various radio stations...
news.koilsrael.com
Public Info for Sarasota
News, weather, sports, public info, firefighting news, militarynews, truck...
StocksandNews.com
Brian Trumbore provides
all the commentary on stocks, news and the market that's...
www.stocksandnews.com
The San Jose Mercury News
644
News on eBay
Find news items at low prices. With over 5 million items for sale every day, you'll...
www.ebay.com
The New York Times
Get all the news you need

FIG. 19

FIG. 20


File
View
Favorites
Rewind
Play
Forward
Search
Edison
History
Address:
OK
Saved spaces
Desktop
Favorites
Web browsers
Searches
Images Searches
Movies Searches
Searches
Pictures
Sounds / Music
3D
Memos
Name
Favorite #1
Rename
New folder
Delete
Favorite #1
650
652
654
656
300
340
441
440
452

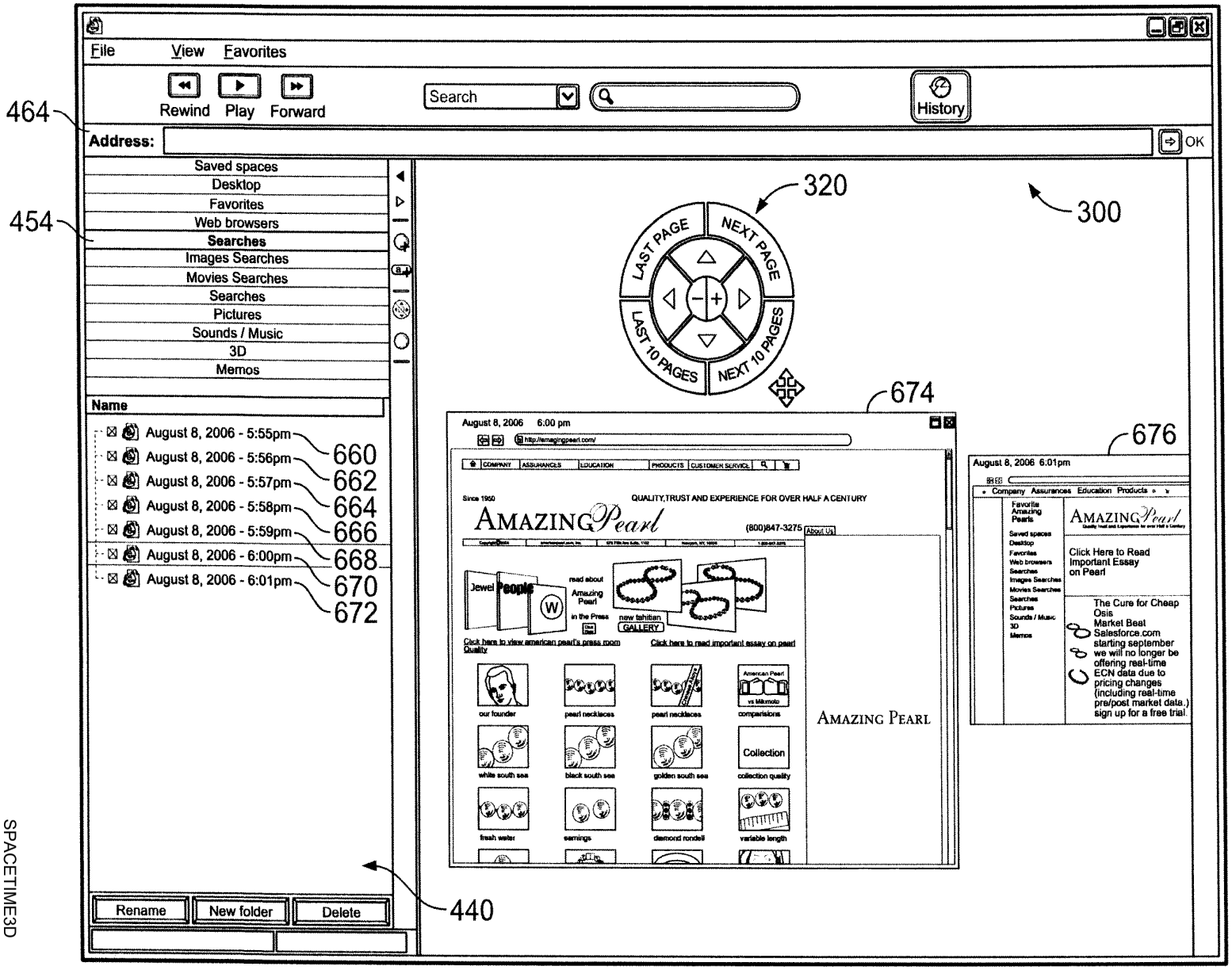
File
View
Favorites
Rewind
Play
Forward
Search
History
Address:
OK
464
454
Saved spaces
Desktop
Favorites
Web browsers
Searches
Images Searches
Movies Searches
Searches
Pictures
Sounds / Music
3D
Memos
Name
August 8, 2006 - 5:55pm
August 8, 2006 - 5:56pm
August 8, 2006 - 5:57pm
August 8, 2006 - 5:58pm
August 8, 2006 - 5:59pm
August 8, 2006 - 6:00pm
August 8, 2006 - 6:01pm
660
662
664
666
668
670
672
Rename
New folder
Delete
440
320
LAST PAGE
NEXT PAGE
LAST 10 PAGES
NEXT 10 PAGES
300
674
August 8, 2006 6:00 pm
QUALITY, TRUST AND EXPERIENCE FOR OVER HALF A CENTURY
AMAZING Pearl
AMAZING PEARL
676
August 8, 2006 6:01pm
Click Here to Read Important Essay on Pearl
The Cure for Cheap Osis
Market Beat
Salesforce.com starting september we will no longer be offering real-time ECN data due to pricing changes (including real-time pre/post market data.) sign up for a free trial.

FIG. 21

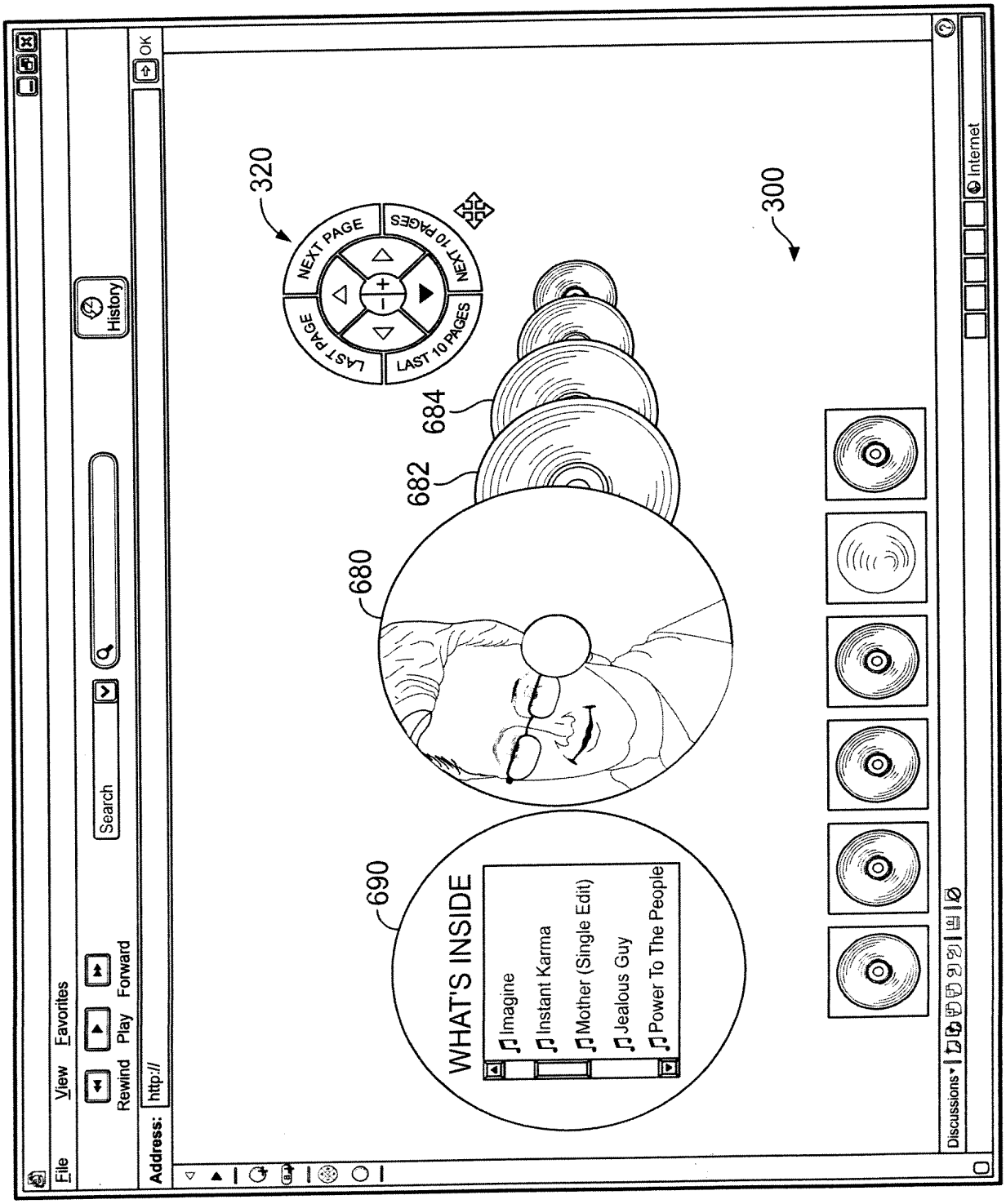
File
View
Favorites
Rewind
Play
Forward
Search
History
Address:
http://
OK
320
NEXT PAGE
NEXT 10 PAGES
LAST PAGE
LAST 10 PAGES
684
682
680
690
WHAT'S INSIDE
Imagine
Instant Karma
Mother (Single Edit)
Jealous Guy
Power To The People
300
Discussions
Internet

FIG. 22

Electronic Patent Application Fee Transmittal

Application Number:	
Filing Date:	
Title of Invention:	SYSTEM AND METHOD FOR PROVIDING THREE-DIMENSIONAL GRAPHICAL USER INTERFACE
First Named Inventor:	E. Eddie Bakhash
Filer:	Brian M. Berliner/Monica Mehta
Attorney Docket Number:	815395-001

Filed as Small Entity

Utility Filing Fees

Description	Fee Code	Quantity	Amount	Sub-Total in USD($)
Basic Filing:				
Utility filing Fee (Electronic filing)	4011	1	75	75
Utility Search Fee	2111	1	250	250
Utility Examination Fee	2311	1	100	100
Pages:				
Claims:				
Claims in excess of 20	2202	46	25	1150
Independent claims in excess of 3	2201	7	100	700
Miscellaneous-Filing:				

Description	Fee Code	Quantity	Amount	Sub-Total in USD($)
Petition:				
Patent-Appeals-and-Interference:				
Post-Allowance-and-Post-Issuance:				
Extension-of-Time:				
Miscellaneous:				
			Total in USD ($)	**2275**

Electronic Acknowledgement Receipt

EFS ID:	1200192
Application Number:	11531676
Confirmation Number:	1573
Title of Invention:	SYSTEM AND METHOD FOR PROVIDING THREE-DIMENSIONAL GRAPHICAL USER INTERFACE
First Named Inventor:	E. Eddie Bakhash
Customer Number:	23879
Filer:	Brian M. Berliner/Monica Mehta
Filer Authorized By:	Brian M. Berliner
Attorney Docket Number:	815395-001
Receipt Date:	13-SEP-2006
Filing Date:	
Time Stamp:	20:53:11
Application Type:	Utility
International Application Number:	

Payment information:

Submitted with Payment	yes
Payment was successfully received in RAM	$2275
RAM confirmation Number	719
Deposit Account	500639
The Director of the USPTO is hereby authorized to charge indicated fees and credit any overpayment as follows: Charge any Additional Fees required under 37 C.F.R. Section 1.16 and 1.17	

File Listing:

Document Number	Document Description	File Name	File Size(Bytes)	Multi Part	Pages
1	Extension of Time	authorizationspace3.pdf	58270	no	1
Warnings:					
Information:					
2	Transmittal letter	transmittalspace3.pdf	72697	no	1
Warnings:					
Information:					
3	Specification	specificationspace3.pdf	4529248	no	56
Warnings:					
Information:					
4		claimsabstractspace3.pdf	674450	yes	15
	Multipart Description				
	Doc Desc		**Start**	**End**	
	Claims		1	14	
	Abstract		15	15	
Warnings:					
Information:					
5	Drawings	drawingsspace.pdf	2547714	no	30
Warnings:					
Information:					
6	Fee Worksheet (PTO-875)	fee-info.pdf	8587	no	2
Warnings:					
Information:					
		Total Files Size (in bytes):	7890966		

This Acknowledgement Receipt evidences receipt on the noted date by the USPTO of the indicated documents, characterized by the applicant, and including page counts, where applicable. It serves as evidence of receipt similar to a Post Card, as described in MPEP 503.

New Applications Under 35 U.S.C. 111
If a new application is being filed and the application includes the necessary components for a filing date (see 37 CFR 1.53(b)-(d) and MPEP 506), a Filing Receipt (37 CFR 1.54) will be issued in due course and the date shown on this Acknowledgement Receipt will establish the filing date of the application.

National Stage of an International Application under 35 U.S.C. 371
If a timely submission to enter the national stage of an international application is compliant with the conditions of 35 U.S.C. 371 and other applicable requirements a Form PCT/DO/EO/903 indicating acceptance of the application as a national stage submission under 35 U.S.C. 371 will be issued in addition to the Filing Receipt, in due course.

PTO/SB/06 (07-06)
Approved for use through 1/31/2007. OMB 0651-0032
U.S. Patent and Trademark Office; U.S. DEPARTMENT OF COMMERCE
Under the Paperwork Reduction Act of 1995, no persons are required to respond to a collection of information unless it displays a valid OMB control number.

PATENT APPLICATION FEE DETERMINATION RECORD

Substitute for Form PTO-875

Application or Docket Number	Filing Date	☐ To be Mailed
11/531,676	09/13/2006	

APPLICATION AS FILED – PART I

FOR	(Column 1) NUMBER FILED	(Column 2) NUMBER EXTRA	SMALL ENTITY ☒ RATE ($)	SMALL ENTITY ☒ FEE ($)	OR	OTHER THAN SMALL ENTITY RATE ($)	OTHER THAN SMALL ENTITY FEE ($)
☒ BASIC FEE (37 CFR 1.16(a), (b), or (c))	N/A	N/A	N/A	75		N/A	
☒ SEARCH FEE (37 CFR 1.16(k), (i), or (m))	N/A	N/A	N/A	250		N/A	
☒ EXAMINATION FEE (37 CFR 1.16(o), (p), or (q))	N/A	N/A	N/A	100		N/A	
TOTAL CLAIMS (37 CFR 1.16(i))	66 minus 20 =	* 46	X $25 =	1150	OR	X $ =	
INDEPENDENT CLAIMS (37 CFR 1.16(h))	10 minus 3 =	* 7	X $100 =	700		X $ =	
☐ APPLICATION SIZE FEE (37 CFR 1.16(s))	If the specification and drawings exceed 100 sheets of paper, the application size fee due is $250 ($125 for small entity) for each additional 50 sheets or fraction thereof. See 35 U.S.C. 41(a)(1)(G) and 37 CFR 1.16(s).						
☐ MULTIPLE DEPENDENT CLAIM PRESENT (37 CFR 1.16(j))							
* If the difference in column 1 is less than zero, enter "0" in column 2.			TOTAL	2275		TOTAL	

APPLICATION AS AMENDED – PART II

AMENDMENT		(Column 1) CLAIMS REMAINING AFTER AMENDMENT		(Column 2) HIGHEST NUMBER PREVIOUSLY PAID FOR	(Column 3) PRESENT EXTRA	SMALL ENTITY RATE ($)	SMALL ENTITY ADDITIONAL FEE ($)	OR	OTHER THAN SMALL ENTITY RATE ($)	OTHER THAN SMALL ENTITY ADDITIONAL FEE ($)
	Total (37 CFR 1.16(i))	*	Minus	**	=	X $ =		OR	X $ =	
	Independent (37 CFR 1.16(h))	*	Minus	***	=	X $ =		OR	X $ =	
	☐ Application Size Fee (37 CFR 1.16(s))									
	☐ FIRST PRESENTATION OF MULTIPLE DEPENDENT CLAIM (37 CFR 1.16(j))							OR		
						TOTAL ADD'L FEE		OR	TOTAL ADD'L FEE	

AMENDMENT		(Column 1) CLAIMS REMAINING AFTER AMENDMENT		(Column 2) HIGHEST NUMBER PREVIOUSLY PAID FOR	(Column 3) PRESENT EXTRA	RATE ($)	ADDITIONAL FEE ($)		RATE ($)	ADDITIONAL FEE ($)
	Total (37 CFR 1.16(i))	*	Minus	**	=	X $ =		OR	X $ =	
	Independent (37 CFR 1.16(h))	*	Minus	***	=	X $ =		OR	X $ =	
	☐ Application Size Fee (37 CFR 1.16(s))									
	☐ FIRST PRESENTATION OF MULTIPLE DEPENDENT CLAIM (37 CFR 1.16(j))							OR		
						TOTAL ADD'L FEE		OR	TOTAL ADD'L FEE	

* If the entry in column 1 is less than the entry in column 2, write "0" in column 3.
** If the "Highest Number Previously Paid For" IN THIS SPACE is less than 20, enter "20".
*** If the "Highest Number Previously Paid For" IN THIS SPACE is less than 3, enter "3".
The "Highest Number Previously Paid For" (Total or Independent) is the highest number found in the appropriate box in column 1.

Legal Instrument Examiner:
Patsy Zimmerman

This collection of information is required by 37 CFR 1.16. The information is required to obtain or retain a benefit by the public which is to file (and by the USPTO to process) an application. Confidentiality is governed by 35 U.S.C. 122 and 37 CFR 1.14. This collection is estimated to take 12 minutes to complete, including gathering, preparing, and submitting the completed application form to the USPTO. Time will vary depending upon the individual case. Any comments on the amount of time you require to complete this form and/or suggestions for reducing this burden, should be sent to the Chief Information Officer, U.S. Patent and Trademark Office, U.S. Department of Commerce, P.O. Box 1450, Alexandria, VA 22313-1450. DO NOT SEND FEES OR COMPLETED FORMS TO THIS ADDRESS. **SEND TO: Commissioner for Patents, P.O. Box 1450, Alexandria, VA 22313-1450.**
If you need assistance in completing the form, call 1-800-PTO-9199 and select option 2.