US 20090047922A1

(19) United States

(12) Patent Application Publication

(10) Pub. No.: US 2009/0047922 A1

(43) Pub. Date: Feb. 19, 2009

Buckley et al.

(54) **APPARATUS, AND ASSOCIATED METHOD, FOR FACILITATING AN EMERGENCY CALL SESSION USING A PACKET-SWITCHED-CAPABLE WIRELESS DEVICE**

(75) Inventors: **Adrian Buckley**, Tracy, CA (US); **Andrew Allen**, Mundelein, IL (US); **Jan John-Luc Bakker**, Keller, TX (US)

Correspondence Address:
DOCKET CLERK
PO BOX 12608
DALLAS, TX 75225 (US)

(73) Assignee: **RESEARCH IN MOTION LIMITED**, WATERLOO (CA)

(21) Appl. No.: **11/838,041**

(22) Filed: **Aug. 13, 2007**

Publication Classification

(51) **Int. Cl.**
H04M 11/04 (2006.01)

(52) **U.S. Cl.** **455/404.1**

(57) **ABSTRACT**

Apparatus, and an associated method, for providing an indication of available access types by a wireless device when initiating a session. The wireless device collects information associated with available access types, available through which to communicate, at the location at which the wireless device is positioned. A report is generated that lists the collected information. The report is routed to a network node that analyzes the received information and accesses a database at which information identifying an access type, or domain type, that the wireless device should use pursuant to an emergency, or other, call. A response message is generated and returned to the wireless device. The wireless device utilizes information contained in the response message for further communications.

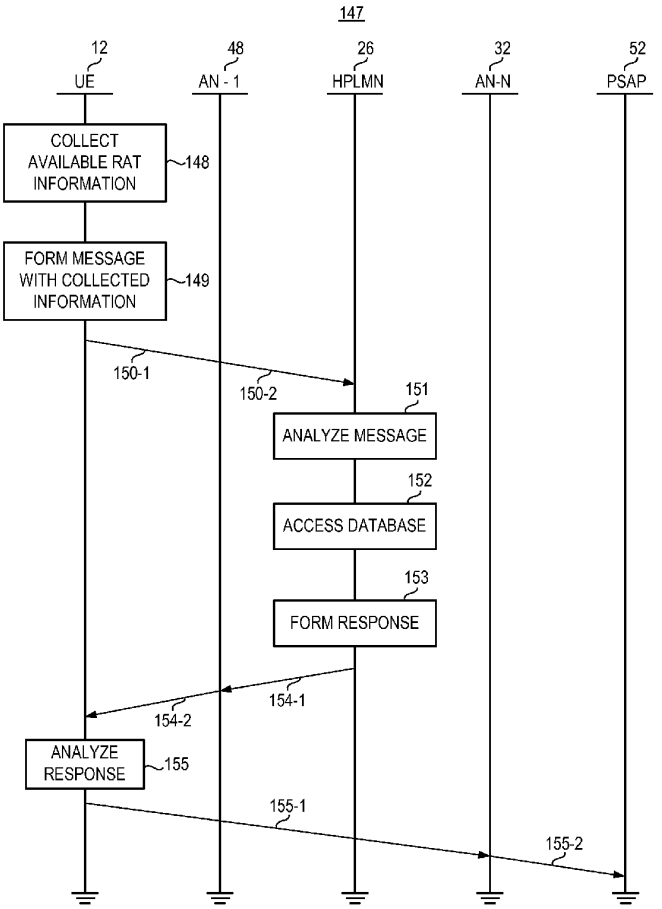

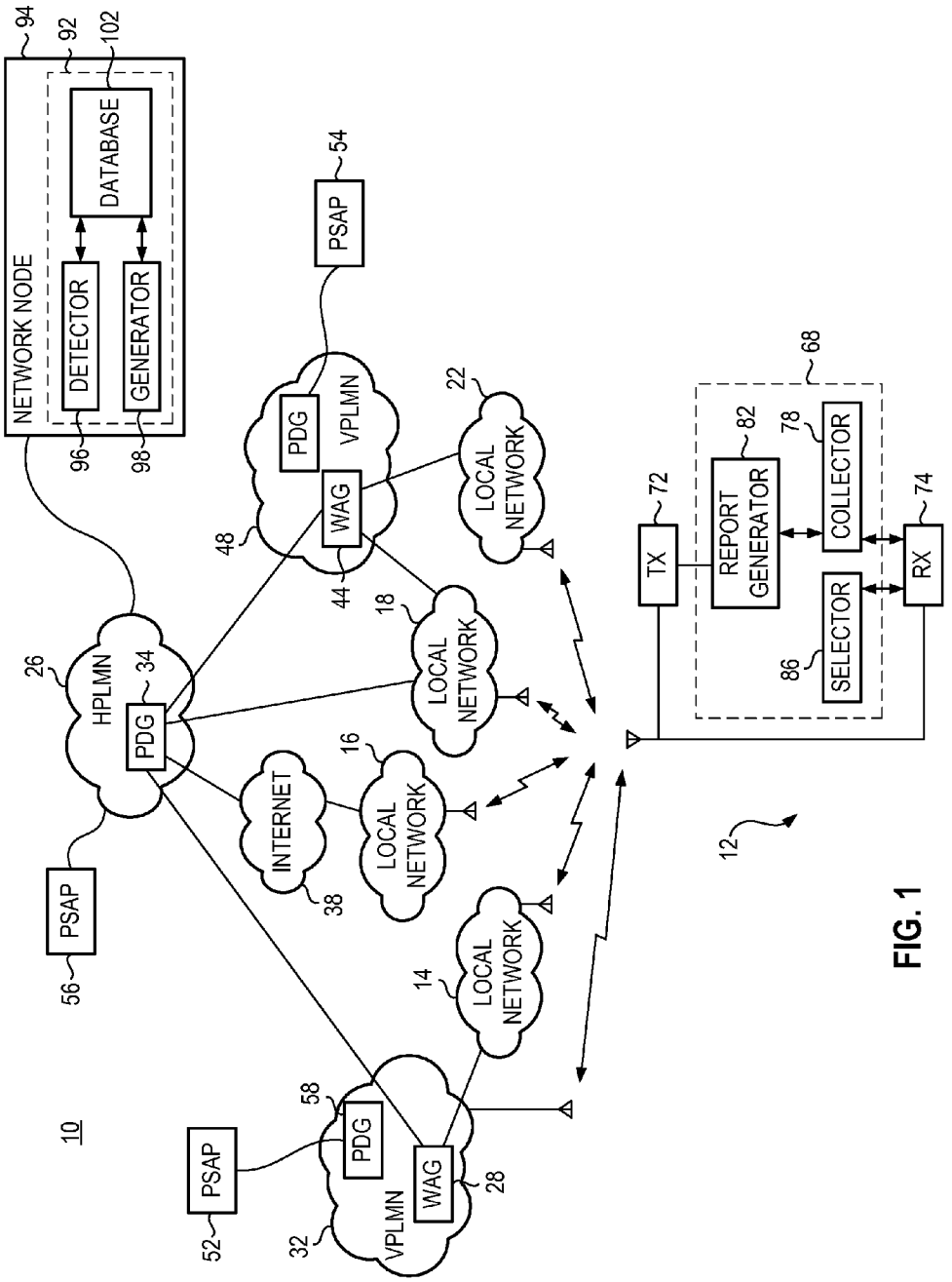

FIG. 1

META 1008
META V. VOIP-PAL

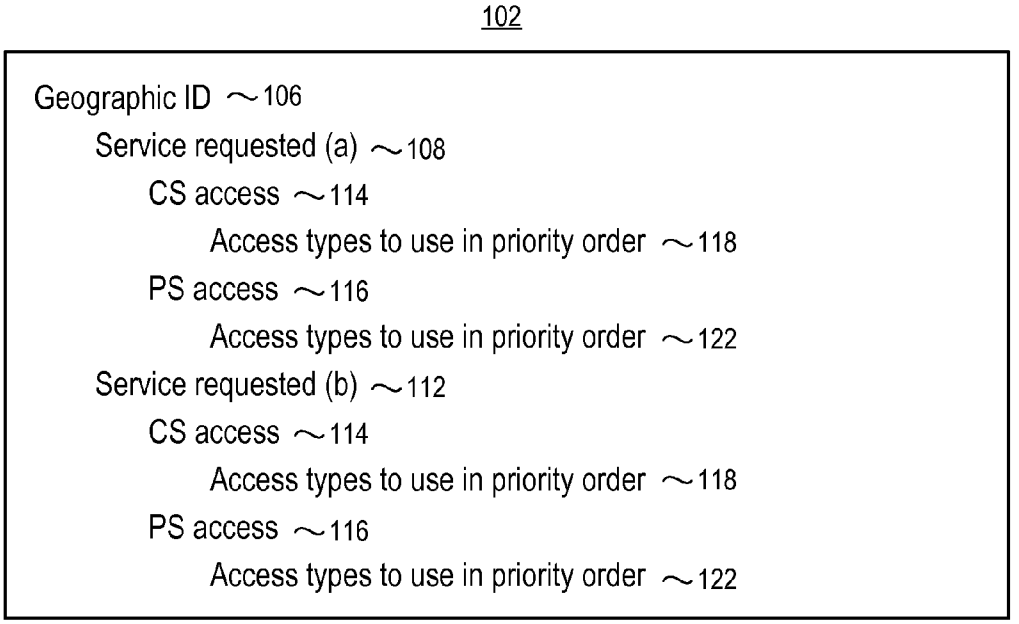

FIG. 2

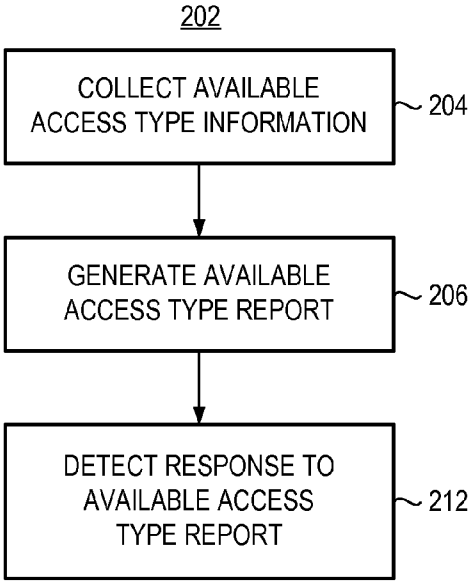

FIG. 7

META 1008
META V. VOIP-PAL

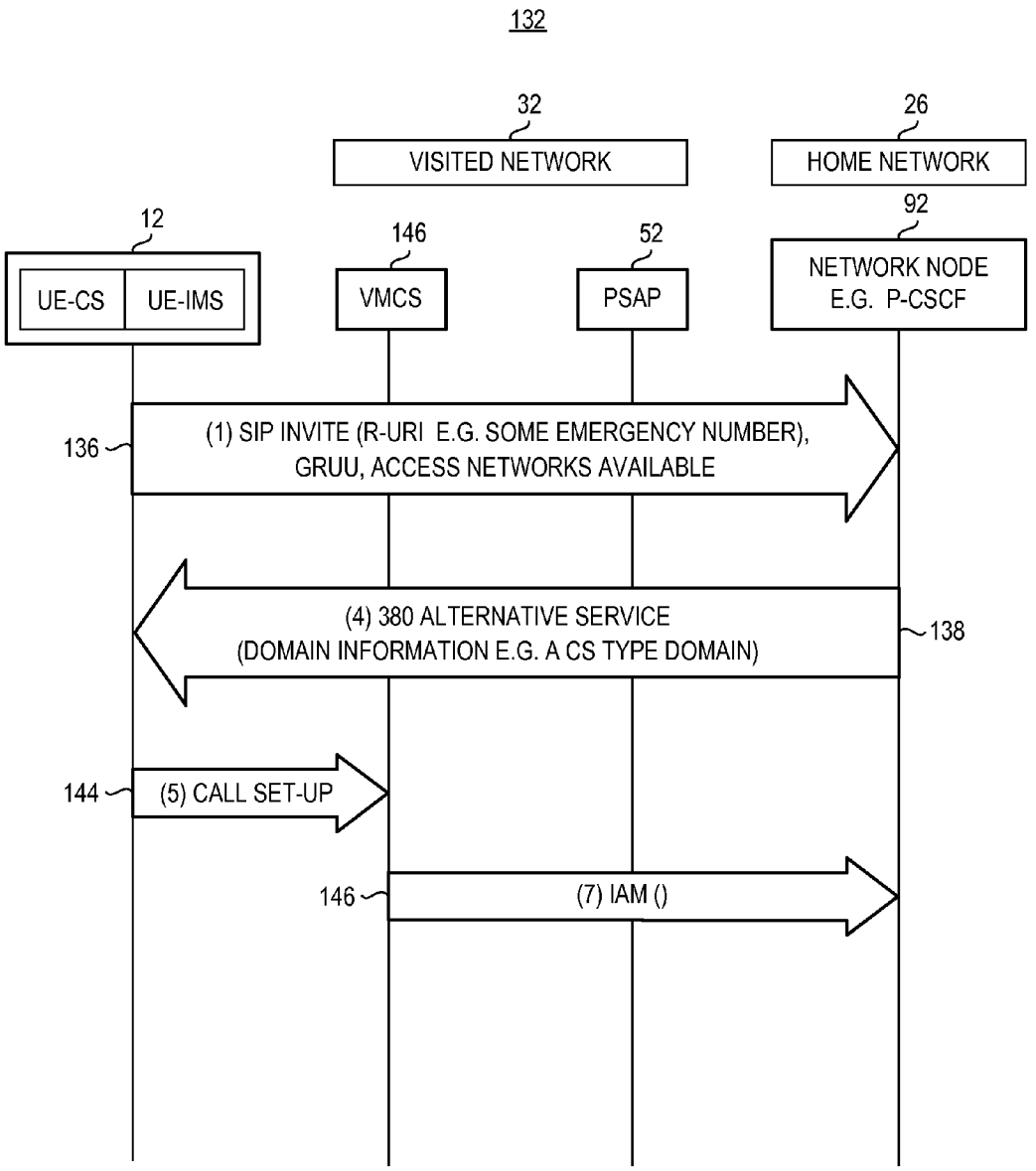

FIG. 3

META 1008
META V. VOIP-PAL

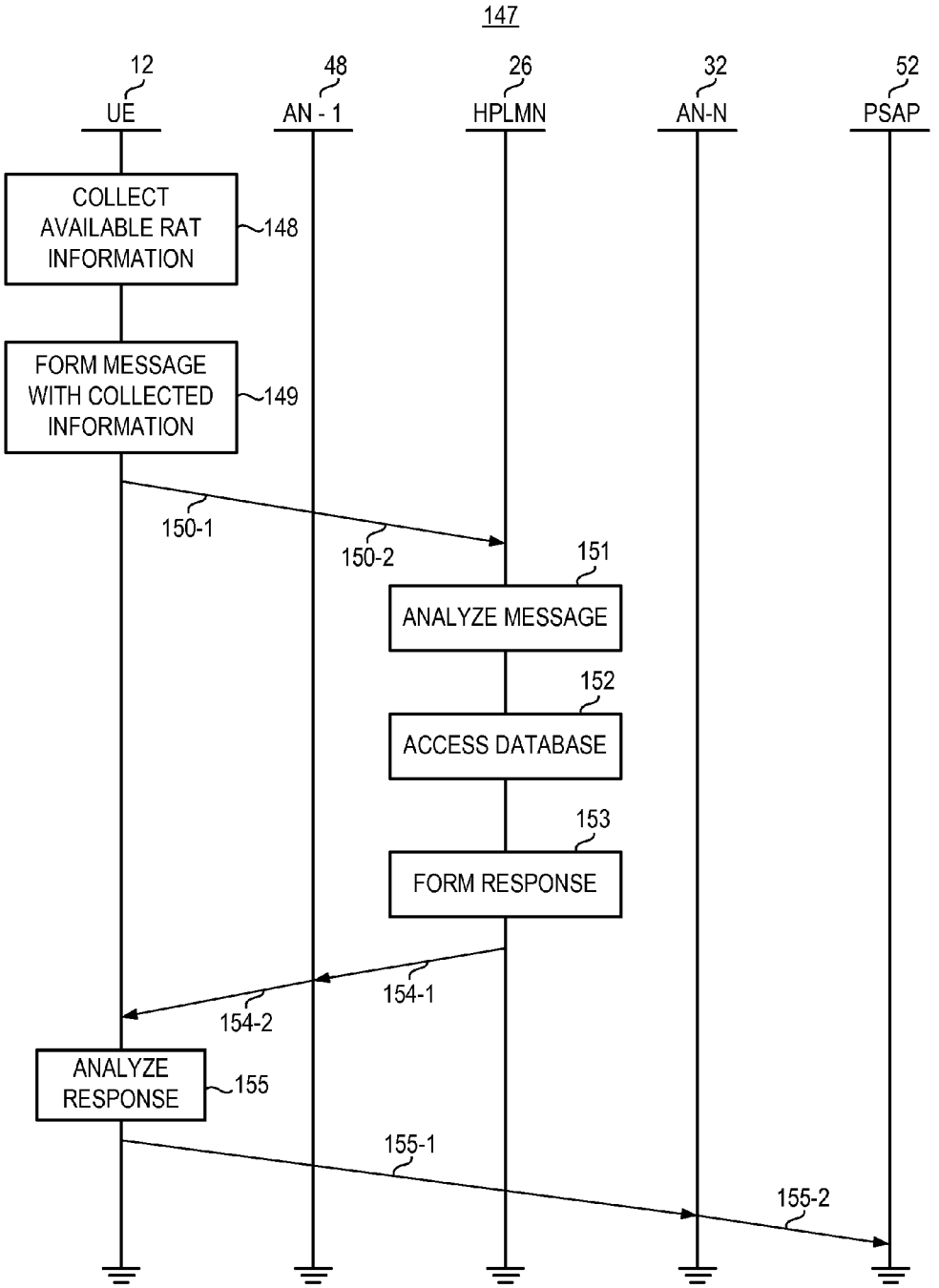

FIG. 4

META 1008
META V. VOIP-PAL

156

158 Data Type	162 Tag	166 Base Type	168 Comments
tType	type	Enumerated	Possible Values: emergency
tPSAccess	N.A.	Enumerated	Possible Values: IEEE-802.11 IEEE-802.11a IEEE-802.11b IEEE-802.11g IEEE-802.11n 3GPP-GERAN 3GPP-UTRAN-FDD 3GPP-UTRAN-TDD ADSL ADSL2 ADSL2+ RADSL SDSL HDSL HDSL2 G.SHDSL VDSL IDSL 3GPP2-1X 3GPP2-1X-HRPD DOCSIS 3GPP-UTRAN EVDO CDMA1X WiMAX
			other
tCSAccess	N.A.	Enumerated	Possible Values: 3GPP-GERAN 3GPP-UTRAN other

FIG. 5

META 1008
META V. VOIP-PAL

172

Data Type (158)	Tag (162)	Compound Of (176)			
		Tag ~178		Type ~182	Cardinality ~186
tIMS3GPP	ims-3gpp	Choice of	alternative-service	tAlternativeService	(0 to 1)
			service-info	String	(0 to 1)
tAlternativeService	N.A.	type		tType	(1)
		action		tAction	(0 to 1)
		reason		String	(1)
tAction	N.A.	emergency-registration		N.A.	(0 to 1)
		domain-transfer		tDomainTransfer	(0 to 1)
tDomainTransfer	N.A.	cschoice of	psgroup: cs	tCS	(0 to n)
			psgroup: ps	tPS	(0 to n)
			other	N.A.	(0 to 1)
tPS	N.A.	N.A.		List of tPSAccess	N.A
		Attribute			
		Tag		Type	Cardinality
		emergency-registration		boolean	(0 to 1)
tCS	N.A.	N.A.		List of tCSAccess	N.A
NOTE: "n" shall be interpreted as non-bounded					

FIG. 6

META 1008
META V. VOIP-PAL

APPARATUS, AND ASSOCIATED METHOD, FOR FACILITATING AN EMERGENCY CALL SESSION USING A PACKET-SWITCHED-CAPABLE WIRELESS DEVICE

[0001] The present invention relates generally to a manner by which to facilitate placement of a call to a PSAP (Public Service Access Point) using a packet-switched-capable wireless device. More particularly, the invention relates to apparatus, and an associated method, that provides information permitting a packet-switched-capable wireless device to place an emergency call to an appropriate PSAP when the wireless device is positioned beyond its home area.

[0002] The information provided to the wireless device indicates a network, or domain-type, that the wireless device should access pursuant to the call connection, as well as any other action needed to be taken by the wireless device to facilitate the call session or connection. The information is, for instance, retrieved from a network data base, and its access is made in response to available Radio Access Type (RAT) information determined by the wireless device.

BACKGROUND OF THE INVENTION

[0003] Recent decades have witnessed the development and deployment of many types of radio communication systems that provide for the communication of data to perform many varied types of communication services. Cellular communication systems are exemplary of radio communication systems whose infrastructures have been widely deployed and whose access is made available to many through which to communicate. Typically, a user subscribes to service in a cellular communication system with an operator of a cellular communication system network. The subscription is made with a particular operator, typically an operator that operates a network within a geographical area in which the user of the mobile station shall most regularly be used. Conventional cellular system networks are typically maintained in communication connectivity with wireline, telephonic networks, i.e., PSTNs (Public Switched Telephonic Networks). A user of the mobile station is typically also able to communicate with the mobile station when positioned beyond the coverage area of its home network due to roaming, and other, agreements between operators of different ones of the cellular system networks. The home cellular system network associated with a mobile station is sometimes referred to as an HPLMN (Home Public Land Mobile Network), and a different cellular system network with which the mobile station otherwise communicates, such as when it is positioned in an area encompassed by a cellular system network other than the HPLMN is sometimes referred to as a VPLMN (Visited Public Land Mobile Network).

[0004] Other radio communication systems, which exhibit some of the characteristics of cellular communication systems, have also been deployed. Wireless Local Area Networks, WiFi networks, as well as others, have also been widely deployed and utilized. Interoperablility is sometimes also provided between such other networks and PLMNs and PSTNs. And, mobile stations are sometimes constructed to permit their operation to communicate by way of a cellular system network and also other types of radio communication systems such as the WLANs and WiFi networks. While early-generation cellular system networks provided only for circuit-switched connections, newer-generation cellular system networks and WLANs and WiFi networks typically provide for packet-switched connections and services. A multi-mode, mobile station might well be positioned at a location permitting of its communication with more than one network including, e.g., more than one WLAN or other packet-switched network. While the ability to communicate with any of several networks is generally advantageous, a problem sometimes results when the mobile station is used to make an emergency call connection with a PSAP (Public Safety Access Point). When the mobile station is positioned in its home area, i.e., in an area encompassed by the HPLMN, a packet-switched call connection session is routed to the PSAP associated with the home network. However, when the mobile station is positioned beyond its home area, the packet-switched, emergency call connection session is also routed to the PSAP associated with the HPLMN of the mobile station. A PSAP located within closer vicinity of the mobile station would, of course, be more likely better to be able to respond to the emergency request of the emergency call connection.

[0005] Additionally, there is a possibility that the mobile station used to make the emergency request does not recognize that the call connection session is an emergency request. In such a situation, the network must further be aware that the call, i.e., the dialed number, is an emergency number and to provide instructions to the mobile station to re-perform the operations associated with the emergency call connection session request.

[0006] An improved procedure by which to provide for an emergency call connection by a packet-switched-capable mobile station is therefore required.

[0007] It is in light of this background information related to packet-switched-capable wireless devices that the significant improvements of the present invention have evolved.

BRIEF DESCRIPTION OF THE DRAWINGS

[0008] FIG. **1** illustrates a functional block diagram of a radio communication system in which an embodiment of the present invention is operable.

[0009] FIG. **2** illustrates a representation of an exemplary network data base of an embodiment of the present invention, used pursuant to an embodiment of the present invention.

[0010] FIG. **3** illustrates a message sequence diagram representative of the signaling generated pursuant to operation of an embodiment of the present invention.

[0011] FIG. **4** illustrates another message sequence diagram, also representative of signaling generated pursuant to operation of an embodiment of the present invention.

[0012] FIG. **5** illustrates a table representative of an exemplary XML schema utilized pursuant to an embodiment of the present invention.

[0013] FIG. **6** illustrates another table, similar to that shown in FIG. **4**, but representative of other exemplary XML schema utilized pursuant to an embodiment of the present invention.

[0014] FIG. **7** illustrates a method flow diagram representative of the method of operation of an embodiment of the present invention.

DETAILED DESCRIPTION

[0015] The present invention, accordingly, advantageously provides apparatus, and an associated method, by which to facilitate placement of a call to a Public Safety Access Point (PSAP) using a packet-switched-capable wireless device.

META 1008
META V. VOIP-PAL

[0016] Through operation of an embodiment of the present invention, information is provided that permits a packet-switched-capable, wireless device to place an emergency call to an appropriate PSAP when the wireless device is positioned beyond its home area.

[0017] The information is sent to the wireless device and indicates to the wireless device the network or domain-type that the wireless device should access pursuant to the call connection. Additional information related to other action needed to be taken by the wireless device to facilitate the call, or its operation, is also provided. The information is, for instance, retrieved from a network data base responsive to position-related information of the wireless device provided by the wireless device.

[0018] In one aspect of the present invention, the wireless device forms a multi-mode, mobile station, also referred to herein as a UE (User Equipment). The mobile station performs an investigation to determine the availability of Radio Access Types (RATs) that are available through which to communicate at a location at which the mobile station is positioned. The mobile station, e.g., scans all of the frequency bands at which the mobile station operates to detect signals broadcast by corresponding networks or a sub-set of those frequencies. That is to say, the mobile station performs a wide band scan. If, e.g., the multi-mode, mobile station is operable at the GRAN (Generic Radio Access Network) bands of 700, 850, 900, 1800, 1900, 2100, etc. MHz bands, the UTRAN (Universal Terrestrial Access Radio Network) bands of 700, 850, 900, 1800, 1900, 2100, etc. MHz frequency bands, the 802.11a, 802.11b, 802.11g, 802.11n, Wi-max etc. bands, the mobile station scans the corresponding frequency bands to detect network signals broadcast by corresponding network devices. If implemented, parallel scanning also provides for reduced scanning times. Network availability is also determinable, for instance, by retrieval of such information by way of a hardwired, IP (Internet Protocol) or other, connection. Once an investigation of the RATs has been performed any associated network related information retrieved from broadcast channels e.g. System Information messages shall be stored in the wireless device. Such information could be but not limited to CGI, SSID,

[0019] The information, once collected, is configured into a message, such as an SIP (Session Interface Protocol) invite message that is then communicated by the mobile station by way of a packet-switched connection. The message alternately is of another type, e.g., a USSD message, or any other appropriate message. The message is sent by the mobile station, routed through the access network to which the message is sent, and then on to the HPLMN of the mobile station.

[0020] In another aspect of the present invention, the information about available RATs is configured into a P-access-network-info header, an information element insertable into an SIP invite message. The information forms a list that includes one or more entries. And, the SIP invite message is sent by the SIP UA (User Agent) of the mobile station, sent by way of a radio air interface to a radio access network and then forwarded on to a home network associated with the mobile station.

[0021] In another aspect of the present invention, a network node is positioned to receive and detect a session initiation request sent by the mobile station, e.g., the SIP UA. Depending upon the contents of the request, the network node determines whether the SIP UA of the mobile station is aware of available RATs when the request was sent. If the message includes a list of available access types, the network node utilizes the included information in a determination of the radio access type that the mobile station should use pursuant to its request. The determination is made, e.g., through access to a data base that includes information associated with the location at which the mobile station is positioned together with the capabilities of the mobile station. If the mobile station should utilize, instead, a different radio access type, then, the network node includes instructions that instruct the mobile station to utilize a different network, or domain-type, pursuant to subsequent signaling and call connection. A SIP 380 message, generated in response to the SIP invite message includes the alternate instructions.

[0022] In another aspect of the present invention, the mobile station receives and detects the SIP 380, or other, message returned to the mobile station in response to the earlier-sent message by the mobile station. The information contained in the returned message, if including instructions to utilize a different access type for further communications, the mobile station takes action to conform to the instructions. Instructions are given, e.g., for the SIP UA of the mobile station to choose an alternative domain, such as a circuit-switched domain, or to choose a packet-switched domain, to provide a list of access types available to the SIP UA, if not already provided to the network. The access type then selected by the SIP UA is used to make an emergency call, perform a session continuity, or to perform voice continuity, or other appropriate operation.

[0023] By providing instructions from the network to the mobile station as to what access type to route a request for an emergency connection, the request is caused to be routed to an appropriate PSAP.

[0024] In these and other aspects, therefore, apparatus, and an associated method is provided for a packet-capable wireless device to facilitate an emergency service. A collector is configured to collect available access type information of available network access types available to the wireless device. A reporter is configured to generate an available access type report that includes the available access type information collected by the collector. A detector is configured to detect a response to the available access type report. The response identifies to the wireless device an emergency service access type by which to communicate pursuant to the emergency service.

[0025] Turning first, therefore, to FIG. **1**, a radio communication system, shown generally at **10**, provides for radio communications with wireless devices, here represented by a UE (User Equipment) **12**. The UE **12** is a multi-mode device, capable here of both circuit-switched and packet-switched communications. More generally, the wireless device is representative of various radio transceivers that are capable at least of packet-switched communications with a network.

[0026] The communication system includes network infrastructure, here including multiple networks, including local networks **14**, **16**, **18**, and **22**. The local networks are representative, e.g., of WLANs (Wireless Local Area Networks), WiFi networks, and other IP (Internet Protocol), or other packet-switched networks. The wireless device **12** is positionable within the coverage areas of the networks **14-22** that, in the exemplary illustration of FIG. **1**, have at least partially overlapping coverage areas.

[0027] The local networks are connected in communication connectivity, directly or indirectly, with a cellular network that forms an HPLMN (Home Public Land Mobile Network)

META 1008
META V. VOIP-PAL

26 that forms the home network of the wireless device **12**. The exemplary implementation represents various of the possible interconnections and interworkings between the local networks and the HPLMN. The local network **14** is connected to wireless access gateway **28** of another cellular network, here identified as a VPLMN (Visited Public Land Mobile Network) **32**. The wireless access gateway **28** is positioned in communication connectivity with a packet data gateway **34** of the home network **26**. Conversely, the local network **16** is connected to a packet data network, here the internet **38**. And, the packet data gateway of the home network **26** is positioned in communication connectivity with the internet. Communication connectivity is thereby provided between the wireless device **12** and the home network by way of a radio air interface, the local network **16**, and the internet **38**. The wireless device is also positionable in communication connectivity with the home network by way of a radio air interface, the local network **14**, the VPLMN **32** and the packet data gateway of the home network.

[0028] The local network **18** is positioned in direct communication connectivity with the home network by way of a connection with the packet data gateway thereof. Additionally, the local network **18** is also indirectly connected to the home network by way of a wireless access gateway **44** of another VPLMN **48**. The gateway **44** of the visited network **48** is positioned in direct communication connectivity with the packet data gateway of the home network. The home network **22** is positioned in communication connectivity with the wireless access gateway **44** of the visited network **48** and, thereby, in turn, with the home network **26**. In the illustrated example, the wireless device is positioned at a location permitting its communication with any of the local networks **22** and with the cellular network **32**. The network **32** is here representative of a network that provides both packet-switched and circuit-switched communications. And, due to the multi-mode capability of the wireless device, the wireless device is capable of forming a packet-switched connection with any of the networks **14-22** and **32** or a circuit-switched connection with the visited network **32**.

[0029] The communication system **10** is shown further to include Public Safety Access Points (PSAPs) **52**, **54**, and **56**. The PSAP **52** is connected to the visited network **32**, such as by way of the Packet Data Gateway (PDG) **58** thereof. A problem might occur in the event that the wireless device attempts to place an emergency call over IMS (Internet Multimedia Service) to a PSAP. If the wireless device is positioned within its home geographical area (e.g. within the coverage area of the HPLMN), the call is placed to the PSAP **56** in whose vicinity that the wireless device is positioned. However, and as illustrated in the exemplary illustration of FIG. **1**, if the wireless device is positioned beyond the coverage area of the HPLMN and a call is placed over IMS, then the call is not routed to a most-local, i.e., appropriate PSAP, but instead is not likely to be delivered to the appropriate PSAP. To overcome this problem, an embodiment of the present invention provides a manner and mechanism by which to provide instruction to the wireless device to cause the wireless device to connect with an appropriate network to cause the emergency call to be connected to the appropriate PSAP. Apparatus **68** is embodied at the wireless device and coupled to the radio transceiver circuitry thereof, here represented by a transmit part (tx) **72** and a receive part (rx) **74**. The apparatus is shown to be formed of functional entities, implementable in any desired manner, including by algorithms executable by processing circuitry. While functionally represented as separate functional entities, in an actual implementation, parts of the entities are, e.g., embodied at the transceiver circuitry or at a control element that controls operation of the transceiver circuitry. The apparatus is here shown to include a collector **78**, a reporter **82**, and a detector and selector **86** ("selector"). Additional apparatus **92** is further provided at a network node **94**, here embodied at, or coupled to, the home network **26**. Here, again, the entities of the apparatus are functionally represented, implementable in any desired manner, including algorithms executable by processing circuitry. The elements are here shown to include a detector/determiner **96** ("determiner"), a report response generator **98** and a data base **102**.

[0030] In operation, the collector **78** operates to collect information of available Radio Access Types (RATs) with which the wireless device is able to communicate from the position in which the device is located. The collection of the information is made, e.g., by scanning frequencies of frequency bands over which the wireless device is operable or subset there of. For instance, the wireless device, if operable at the GERAN or UTRAN 700, 850, 900, 1800, 1900, 2100, etc. MHz frequency bands, such bands are scanned. And, if the wireless device is operable at frequency bands associated 802.11a, 802.11b, 802.11g, 802.11n, Wi-max, etc. frequency bands, then these bands are also scanned. A list is created of available networks, the list is stored within the wireless device and the list is provided to the reporter **82**. The reporter operates to generate the available radio access types of networks available for communications. Such information collected that is within the list could include but is not limited to: information broadcast in broadcast messages, SSID, CGI etc

[0031] An end-to-end session, e.g., an SIP (Session Interface Protocol) session is initiated with functionality of the wireless device forming an SIP UA (User Agent). The SIP user agent initiates a session and sends a list of available access types in a message, such as an SIP invite message. The list is embodied in the exemplary implementation in an information element formed of a P-access-network-info header. The list contains one to many entries. In alternate implementations, the message is otherwise constructed, such as a USSD message that conveys analogous information, i.e., carries SIP type information per IMS centralized services capabilities. The message is routed to the home network and provided to the network node **94**. The determiner **96** of the apparatus **92** is provided with the session initiation request sent by the SIP UA functionality of the wireless device. Depending upon the service requested in the message, e.g., R-URI analysis, analysis of the received message is selectably performed. If so, the determiner determines if there is a list of available access types included in the message. If the list is included, and a further determination is made as to whether the wireless device should use another access type pursuant to a communication session, here an emergency call. The data base **102** is accessed, and accessed information indicates the access type that should be utilized by the wireless device. The accessed information is provided to the response generator **98** that generates a response message, here, e.g., an SIP 380 message, includes the accessed information. The information is formatted, for instance, based on XML. The report response message is sent to the wireless device, received at the receive part thereof and provided to the selector **86** of the apparatus **68**. The response message contains instructions on what the SIP UA functionality of the wireless device should do next. The instructions include, e.g., instructions for the SIP UA to

META 1008
META V. VOIP-PAL

choose an alternative domain, such as a circuit-switched domain or to choose a packet-switched domain and provide a list of access types that the SIP UA of the wireless device from which the user agent can choose. The list consists of zero to many elements, and the preference that the user agent should make selection. Preference is based either on the ordering of the elements of in the list, or e.g., a numerator is provided against each list element that gives the element a preference order. And, the selector commences to make selection of the access type. The information is used to make an emergency call, to perform session continuity, and to perform voice continuity, as appropriate.

[0032] FIG. **2** illustrates a representation of exemplary contents of the database **102** forming part of the apparatus **92** of the network node **94** (shown in FIG. **1**). The exemplary implementation here indexes information on a per country basis. Accordingly, with respect to a geographic location, indicated by the geographic ID **106**, the requested service, here (a) **108** and (b) **112** are iterated for the particular geographic ID. For the requested services, circuit-switched and packet-switched access subdivisions **114** and **116** are identified. Within the designations **114** and **116**, access types that are to be used are listed in priority order, indicated at **118** and **122**, respectively.

[0033] The geographic ID is, for instance, represented in terms of GPS coordinates, CGI, or part thereof, airport codes, points of interest, country, county, or other appropriate designation.

[0034] In the event that the list is not contained in the SIP Invite message, the operation of the apparatus **92** at the network **94** is still able to make a determination if another access type should be used. The access information, formatted in XML, for instance, is returned back to the wireless device and contains a list of alternate access networks, domain types, access networks that should be selected against an access type, or any other action that should be taken, such as emergency registration, performance of voice continuity, performance of session continuity, etc. The additional information that is sent is dependent upon the requested service determined from, e.g., an R-URI or other appropriate SIP or other appropriate parameters.

[0035] FIG. **3** illustrates a message sequence diagram, shown generally at **132**, representative of signaling generated during operation of an embodiment of the present invention, here implemented in the communication system **10**, shown in FIG. **1**. Here, the UE formed of the device **12** is designated as a UE-CS and UE-IMS part. An SIP Invite message is generated and sent, indicated by the segment **136** and routed, by way of the visited network **32**, to the home network **26** and the network node **92** thereof. The network node forms, e.g., a P-CSCF. The SIP Invite message includes an R-URI, e.g., an emergency number, a GRUU, and includes a listing of access networks that are available.

[0036] Operations performed at the network node identify whether an alternate access type or domain should be utilized by the wireless device. A response to the SIP Invite is returned, here an SIP 380 message **138**. The SIP 380 message identifies the alternative service, e.g., domain information or specific network to be utilized.

[0037] When delivered to the user equipment, the user equipment makes selection of the access type that is subsequently to be used. Here, subsequent call set-up, indicated by the segment **144**, is generated, here routed to a VMSC **146** of the visited network that, in turn, routes the call to the appropriate PSAP, here the PSAP **52**.

[0038] FIG. **4** illustrates a message sequence diagram, shown generally at **147**, also representative of signaling generated during operation of an embodiment of the present invention. The signaling diagram also describes exemplary operation with respect to the radio communication system **10**, shown in FIG. **1**. And, accordingly, the UE **12**, access networks **32** and **48**, the home network **26**, and a PSAP **52** are again identified.

[0039] At the device **12**, information is collected, indicated by the block **148**, of radio access types that are available to the wireless device. And, as indicated by the block **149**, a message is formed with the collected information. The message is, e.g., an SIP Invite message. The message is sent, indicated by the segments **150-1** and **150-2** by way of an access network, here the visited network **48**, for delivery to the home network **26** of the UE.

[0040] The message is analyzed, indicated by the block **151**, and a database is accessed, indicated by the block **152**. In the event that the wireless device should be communicating by way of a different access network, the database information provides information of an alternate access network that is to be used. A response message is formed, indicated by the block **153**, and the response message is returned, indicated by segments **154-1** and **154-2** to the wireless device. Once delivered at the ULE, the response is analyzed, indicated by the block **155**, and subsequent signaling, indicated by the segments **155-1** and **155-2** are generated, routed by way of an access network, here the visited network **32**, identified in the response message that, in turn, routes the signaling on to the PSAP **52**.

[0041] In one proposal, emergency session setup is first described. The UE shall translate any user indicated emergency number to an emergency service URN, i.e. an URN with "sos" service type as specified in draft-ietf-ecrit-service-urn. In the event the UE receives a **380** (Alternative Service) response to an INVITE request the response containing a XML body that includes an <alternative service> element with the <type> child element set to "emergency", the UE shall automatically send an ACK request to the P-CSCF as per normal SIP procedures and terminate the session. The UE can attempt an emergency call setup in the CS domain according to the procedures described in 3GPP TS 24.008 [8].

[0042] Emergency numbers which the UE does not detect, will be treated as a normal call. In the event the UE receives a 380 (Alternative Service) response to an INVITE request, the response containing a XML body that includes an <alternative service> element with the <type> child element set to "emergency" and the <action> child element includes the <alternative-access-network> child element, which includes the <other> element, the UE shall automatically send an ACK request to the P-CSCF as per normal SIP procedures and terminate the session. The UE can attempt an emergency call setup in the CS domain according to the procedures described in 3GPP TS 24.008 [8] or can attempt an emergency call setup in the PS domain according to the procedures described in this clause and in 3GPP TS 23.167 [4B]. Emergency numbers which the UE does not detect, will be treated as a normal call.

[0043] In the event the UE receives a 380 (Alternative Service) response to an INVITE request, the response containing a XML body that includes an <alternative service> element with the <type> child element set to "emergency" and the <action> child element's content includes the <alternative-access-network> child element, which includes the <cs> and/or <ps> element(s), the UE shall automatically send an ACK

META 1008
META V. VOIP-PAL

request to the P-CSCF as per normal SIP procedures and terminate the session. The UE can attempt an emergency call setup in any CS domain according to the procedures described in 3GPP TS 24.008 [8] if the access technology listed in <cs> element's contents contains 'other' or can attempt an emergency call setup in the PS domain according to the procedures described in this clause and in 3GPP TS 23.167 [4B] if the access technology listed in <ps> element's contents contains 'other'. The UE can attempt an emergency call setup in any of the CS access technology listed in <cs> element's contents according to the procedures described in 3GPP TS 24.008 [8] or can attempt an emergency call setup in any of the PS access technology listed in <ps> element's contents according to the procedures described in this clause and in 3GPP TS 23.167 [4B]. Emergency numbers which the UE does not detect, will be treated as a normal call.

[0044] In an additional proposal emergency session set-up in case of no registration is described. When establishing an emergency session for an unregistered user, the UE shall be allowed to receive responses to emergency requests and requests inside an established emergency session on the unprotected ports. All other messages not arriving on a protected port shall be rejected or silently discarded by the UE. Prior to establishing an emergency session for an unregistered user, the UE shall acquire a local IP address, discover a P-CSCF, and establish an IP-CAN bearer that can be used for SIP signalling. The UE shall send only the initial INVITE requests to the port advertised to the UE during the P-CSCF discovery procedure. If the UE does not receive any specific port information during the P-CSCF discovery procedure, the UE shall send the initial INVITE request to the SIP default port values as specified in RFC 3261.

[0045] The UE shall apply the procedures as specified in subclause 5.1.2A.1 and subclause 5.1.3 with the following additions. The UE shall set the From header field of the INVITE request to "Anonymous" as specified in RFC 3261. The UE shall include a Request-URI in the initial INVITE request that contains an emergency service URN, i.e. with "sos" service type as specified in draft ietf-ecrit-service-um. An additional sub-service type can be added if information on the type of emergency service is known. Other specifications make provision for emergency service identifiers, that are not specifically the emergency service URN, to be recognised in the UE. Emergency service identifiers which the UE does not detect will be treated as a normal call by the UE.

[0046] The UE shall insert in the INVITE request, a To header with: the same emergency service URN as in the Request URI; or if the UE cannot perform local dialstring interpretation for the dialed digits, a dialstring URI representing the dialed digits in accordance with draft-rosen-iptel-dialstring [103] or a tel URL representing the dialed digits. This version of this document does not provide any specified handling of a URI with the dialed digits in accordance with draft-rosen-iptel-dialstring at an entity within the IM CN susbsystem. Behaviour when this is used is therefore not defined. If available to the UE (as defined in the access technology specific annexes for each access technology), the UE shall include in the P-Access-Network-Info header in any request for a dialog, any subsequent request (except ACK requests and CANCEL requests) or response (except CANCEL responses) within a dialog or any request. The UE shall populate the P-Access-Network-Info header with the current point of attachment to the IP-CAN as specified for the access network technology. The P-Access-Network-Info header contains the location identifier such as the cell id, the line id or the identity of the I-WLAN access node, which is relevant for routeing the IMS emergency call. If available to the UE, the UE shall populate the access-type available element with all the known access types such as GERAN-PS, UTRAN-PS etc., e.g. if a wideband scan was performed. The scan includes, for instance, scans for available GERANS at the 700, 850, 900, 1800, 1900, 2100, etc. MHz frequency bands, for available UTRANS at the 700, 800, 900, 1800, 1900, 2100, etc. frequency bands, at the 802.11a, 802.11b, 802.11g, 802.11n, and Wi-max bands, as well as any of various other bands.

[0047] The UE shall populate the P-Preferred-Identity header in the INVITE request with an equipment identifier as a SIP URI. The special details of the equipment identifier to use depends on the IP-CAN A Contact header set to include SIP URI that contains in the hostpot parameter the IP address of the UE and an unprotected port where the UE will receive incoming requests belonging to this dialog. The UE shall not include either the public or temporary GRUU in the Contact header. A Via header set to include the IP address of the UE in the sent-by field and for the UDP the unprotected server port value where the UE will receive response to the emergency request, while for the TCP, the response is received on the TCP connection on which the emergency request was sent.

[0048] If the UE has its location information available, it shall include the location information in the INVITE request in the following way. If the UE is aware of the URI that points to where the UE's location is stored, include the URI in the Geolocation header in accordance with a draft-ietf-sip-location-conveyance. Or, if the geographical location information of the UE is available to the UE, include its geographical location information as PIDF location object in accordance with RFC 4119 and include the location object in a message body with the content type application/pidf+xml in accordance with a draft-ietf-sip-location-conveyance. The Geolocation header is set to a Content ID in accordance with a draft-ietf-sip-location-conveyance. And, if the UE has no geographical location information available, the ULE shall not include any geographical location information as specified in draft-ietf-sip-location-conveyance [89] in the INVITE request. It is suggested that UE's only use the option of providing a URI when the domain part belongs to the current P-CSCF or S-CSCF provider. This is an issue on which the network operator needs to provide guidance to the end user. A URI that is only resolvable to the UE which is making the emergency call is not desirable. During the dialog, the points of attachment to the IP-CAN of the UE can change (e.g. UE connects to different cells). The UE will populate the P-Access-Network-Info header in any request or response within a dialog with the current point of attachment to the IP-CAN (e.g. the current cell information). The UE shall build a proper preloaded Route header value for all new dialogs. The UE shall build a Route header value containing only the P-CSCF URI (containing the unprotected port number and the IP address or the FQDN learnt through the P-CSCF discovery procedures).

[0049] In the event the UE receives a 380 (Alternative Service) response to an INVITE request containing a XML body that includes an <alternative service> element with the <type> child element set to "emergency" and the <action> child element containing a <emergency-registration> element, and the UE does not have sufficient credentials to authenticate with the IM CN subsystem, the UE shall not

META 1008
META V. VOIP-PAL

initiate an emergency registration. The UE can attempt an emergency call setup according to the procedures described in 3GPP TS 24.008 or otherwise in accordance with this description.

[0050] When a SIP transaction times out, i.e. timer B, timer F or timer H expires at the UE, the UE may behave as if timer F expired. It is an implementation option whether these actions are also triggered by other means. A number of headers can reveal information about the identity of the user. Where privacy is required, implementers should also give consideration to other headers that can reveal identity information. RFC 3261 [26] provides for the use of the Priority header field with a suggested value of "emergency". It is not precluded that emergency sessions contain this value, but such usage will have no impact on the processing within the IM CN subsystem.

[0051] In an additional proposal, emergency session set-up within an emergency registration is described. After a successful initial emergency registration, the UE shall apply the procedures described herein with the following additions. The UE shall include a Request URI in the INVITE request that contains an emergency service URN, i.e. with "sos" service type as specified in a draft-ietf-ecrit-service-um. An additional sub-service type can be added if information on the type of emergency service is known. The UE shall insert in the INVITE request, a To header with the same emergency service URN as in the Request URI; or if the UE cannot perform local dialstring interpretation for the dialed digits, a dialstring URI representing the dialed digits in accordance with a draft-rosen-iptel-dialstring or a tel URL representing the dialed digits. This version of this document does not provide any specified handling of a URI with the dialed digits in accordance with draft-rosen-iptel-dialstring at an entity within the IM CN subsystem. Behavior when this is used is therefore not defined. The UE shall insert in the INVITE request, a From header that includes the public user identity or the tel URI associated with the public user identity. The ULE shall insert in the INVITE request, a P-Preferred-Identity header that includes the emergency public user identity or the tel URI associated with the emergency public user identity. If the UE has its location information available, it shall include it in the INVITE request in the following way. If the UE is aware of the URI that points to where the UE's location is stored, include the URI in the Geolocation header in accordance with a draft-ietf-sip-location-conveyance; or if the geographical location information of the UE is available to the UE, include its geographical location information as PIDF location object and include the location object in a message body with the content type application/pidf+xml in accordance with a draft-ietf-sip-location-conveyance. The Geolocation header is set to a Content ID in accordance with a draft-ietf-sip-location-conveyance. It is suggested that UE's only use the option of providing a URI when the domain part belongs to the current P-CSCF or S-CSCF provider. This is an issue on which the network operator needs to provide guidance to the end user. A URI that is only resolvable to the UE which is making the emergency call is not desirable. If the UE has no geographical location information available, the UE shall not include any geographical location information as specified in the draft-ietf-sip-location-conveyance in the INVITE request; and if available to the UE, the P-Access-Network-Info header shall contain a location identifier such as the cell id, line id or the identity of the I-WLAN access node, which is relevant for routing the IMS emergency call. If available to the UE, the UE shall populate the access-type available element with all the known access types if a wideband scan was performed. The IMS emergency specification in 3GPP TS 23.167 [4B] describes several methods how the UE can get its location information from the access network or from a server. RFC 3261 [26] provides for the use of the Priority header field with a suggested value of "emergency". It is not precluded that emergency sessions contain this value, but such usage will have no impact on the processing within the IM CN subsystem.

[0052] In a further proposal, emergency session setup within a non-emergency registration is described. TUE shall apply existing procedures with the following additions. The UE shall include a Request URI in the INVITE request that contains an emergency service URN, i.e. with "sos" service type as specified in a draft-ietf-ecrit-service-urn. An additional sub-service type can be added if information on the type of emergency service is known. The UE shall insert in the INVITE request, a To header with the same emergency service URN as in the Request URI; or if the UE cannot perform local dialstring interpretation for the dialed digits, a dialstring URI representing the dialed digits in accordance with a draft-rosen-iptel-dialstring or a tel URL representing the dialed digits. This version does not provide any specified handling of a URI with the dialed digits in accordance with the draft-rosen-iptel-dialstring at an entity within the IM CN subsystem. The UE shall insert in the INVITE request, a From header that includes the public user identity or the tel URI associated with the public user identity. The UE shall insert in the INVITE request a P-Preferred-Identity that includes the public user identity or the tel URI associated with the public user identity.

[0053] If the UE has its location information available, it shall include it in the INVITE request in the following way. If the UE is aware of the URI that points to where the UE's location is stored, include the URI in the Geolocation header in accordance with a draft-ietf-sip-location-conveyance [89]. Or; if the geographical location information of the UE is available to the UE, include its geographical location information as PIDF location object and include the location object in a message body with the content type application/pidf+xml in accordance with the draft-ietf-sip-location-conveyance. The Geolocation header is set to a Content ID in accordance with the draft-ietf-sip-location-conveyance.

[0054] If available to the UE, the P-Access-Network-Info header shall contain a location identifier such as the cell id, line id or the identity of the I-WLAN access node, which is relevant for routeing the IMS emergency call. If available to the UE, the UE shall populate the access-type available element with all the known access types if a wideband scan was performed, and if the UE has no geographical location information available, the UE shall not include any geographical location information as specified in the draft-ietf-sip-location-conveyance in the INVITE request. It is suggested that UE's only use the option of providing a URI when the domain part belongs to the current P-CSCF or S-CSCF provider. This is an issue on which the network operator needs to provide guidance to the end user. A URI that is only resolvable to the UE which is making the emergency call is not desirable.

[0055] Upon receiving a 380 (Alternative Service) response to the INVITE request, with the 380 (Alternative Service) response include a IM CN subsystem XML body, with the <type> element set to "emergency" and the <action> element containing an <emergency-registration> element the

META 1008
META V. VOIP-PAL

UE shall perform an initial emergency registration and attempt an emergency call. The IMS emergency specification in 3GPP TS 23.167 [4B] describes several methods how the UE can get its location information from the access network or from a server. RFC 3261 [26] provides for the use of the Priority header field with a suggested value of "emergency". It is not precluded that emergency sessions contain this value, but such usage will have no impact on the processing within the IM CN subsystem. And, emergency session release provides for a nomal call release procedure.

[0056] Emergency service is further described. If the P-CSCF belongs to a network where the registration is not required to obtain emergency service, the P-CSCF shall accept any unprotected request on the IP address and port advertised to the UE during the P-CSCF discovery procedure. The P-CSCF shall also accept any unprotected request on the same IP address and the default port as specified in RFC 3261 [26]. The P-CSCF can handle emergency session and other requests from both a registered user as well as an unregistered user. Certain networks only allow emergency session from registered users. If only emergency setup from registered users is allowed, a request from an unregistered user is ignored since it is received outside of the security association. The P-CSCF shall not subscribe to the reg event package for any emergency public user identity. The P-CSCF shall store a configurable list of local emergency service identifiers, i.e. emergency numbers and the emergency service URN, which are valid for the operator to which the P-CSCF belongs to. In addition to that, the P-CSCF shall store a configurable list of roaming partners' emergency service identifiers. The emergency service URN are common to all networks, although subtypes may either not necessarily be in use, or a different set of subtypes is in use. The above requirements do not apply to subtypes of the emergency service URN.

[0057] Access technology specific procedures are described in each access technology specific annex to determine whether the initial request for a dialog or standalone transaction or an unknown method is destined for a PSAP. Depending on local operator policy, the P-CSCF has the capability to reject requests relating to specific methods in accordance with RFC 3261 [26], as an alternative to the functionality described above. A P-CSCF in the home PLMN able to determine that a UE is roaming shall respond to the UE that an emergency session attempt not originally detected by the UE shall be attempted in the visited PLMN via the CS or PS domain. A P-CSCF in the visited PLMN or a P-CSCF in the home PLMN able to determine that a UE is non-roaming shall respond to the UE that an emergency session attempt shall be reattempted via the CS domain if the PLMN either cannot or chooses not to support the emergency session via the PS domain.

[0058] A P-CSCF in the visited PLMN or a P-CSCF in the home PLMN able to determine that a UE is non-roaming may respond to the UE that an emergency session attempt not originally detected by the UE shall be reattempted via the PS domain if the PLMN either cannot or chooses not to support the emergency session via the CS domain. In the case when the UE provided a list of available access types the P-CSCF may respond with a preferred or list of preferred PS access types. A P-CSCF in the home PLMN able to determine that the UE is not roaming but is accessing the P-CSCF from geographical location that the home PLMN cannot access an appropriate PSAP (e.g. UE is accessing a home PLMN P-CSCF using direct IP access via an I-WLAN in another country) then the P-CSCF shall respond to the UE that an emergency session attempt not originally detected by the UE shall be reattempted via the CS or PS. In the case when the UE provided a list of available access types and the P-CSCF chose to respond with reattempt in the PS domain, the P-CSCF may respond with a preferred or list of preferred PS and/or CS access types. If no available access type list was provided then the P-CSCF would respond with PS domain with "choose an alternative access network". In all other cases, a P-CSCF in the visited PLMN or a P-CSCF in the home PLMN may respond to a UE that an emergency session attempt not originally detected by the UE shall be reattempted via the CS or PS domain—e.g. if the PLMN supports emergency sessions via the PS and CS domains.

[0059] The P-CSCF shall take the following information into account, if available, when making a determination if the UE is roaming or not. The xxxx parameter in the P-Access-Network Info header by analyzing the received country code with the known country code of the P-CSCF and the GPS co-ordinates of the UE. When the P-CSCF responds that the CS or PS domain may be used for an emergency call, the P-CSCF shall include in the 380 (Alternative Service) response a Content-Type header field with the value set to associated MIME type of the 3GPP IMS XML body. The P-CSCF shall include in the 3GPP IMS XML body an <alternative-service> element, set to the parameters of the alternative service. And, the P-CSCF shall also include a <type> child element, set to "emergency" to indicate that it was an emergency call; and the <action> child element, with contents indicating that an emergency session should be attempted in the serving network using the CS or PS domain and/or identifying preferred access networks; and a <reason> child element, set to an operator configurable reason.

[0060] When the P-CSCF responds that the CS domain is to be used for emergency call the P-CSCF shall include in the 380 (Alternative Service) response a Content-Type header field with the value set to associated MIME type of the 3GPP IMS XML body. The P-CSCF shall include in the 3GPP IMS XML body an <alternative-service> element, set to the parameters of the alternative service, a <type> child element, set to "emergency" to indicate that it was an emergency call, and a <reason> child element, set to an operator configurable reason.

[0061] When the P-CSCF responds that the PS domain shall be used for an emergency call, the P-CSCF shall include in the 380 (Alternative Service) response a Content-Type header field with the value set to associated MIME type of the 3GPP IMS XML body. The P-CSCF shall include in the 3GPP IMS XML body an <alternative-service> element, set to the parameters of the alternative service, a <type> child element, set to "emergency" to indicate that it was an emergency call, and an <action> child element, with contents indicating that an emergency session should be attempted in the serving network using the PS domain and/or identifying preferred access networks, and a <reason> child element, set to an operator configurable reason.

[0062] The P-CSCF can handle emergency session establishment within a non-emergency registration. When the P-CSCF responds that an emergency registration is required the P-CSCF shall include in the 380 (Alternative Service) response a Content-Type header field with the value set to associated MIME type of the 3GPP IMS XML body. The P-CSCF shall include in the 3GPP IMS XML body an <alternative-service> element, set to the parameters of the alterna-

META 1008
META V. VOIP-PAL

tive service, a <type> child element, set to "emergency" to indicate that it was an emergency call, and an <action> child element, containing a <emergency-registration> element to indicate that emergency registration is required, and a <reason> child element, set to an operator configurable reason. This response is only sent in case if the P-CSCF received an explicit indication from the UE that it is an emergency session, i.e. receive emergency service URN in the Request-URI. For all SIP transactions identified as relating to an emergency, the P-CSCF shall give priority over other transactions. This allows special treatment (e.g. with respect to filtering, higher priority, routing) of emergency sessions. The exact meaning of priority is not defined further in this document, but is left to national regulation and network configuration.

[0063] The P-Access-Network-Info header is extended to include specific information relating to particular access technologies. The syntax of the P-Access-Network-Info header is described in RFC 3455 [52]. There are additional coding rules for this header depending on the type of IP-CAN, according to access technology specific descriptions. The following table describes the 3GPP-specific extended syntax of the P-Access-Network-Info header field defined in RFC 3455 [52].

P-Access-Network-Info	= "P-Access-Network-Info" HCOLON access-net-spec *(COMMA access-net-spec)
access-net-spec	= access-type [SEMI np] *(SEMI access-info)
access-type	= "IEEE-802.11" / "IEEE-802.11a" / "IEEE-802.11b" / "IEEE-802.11g" / "IEEE-802.11n" / "3GPP-GERAN" / "3GPP-UTRAN-FDD" / "3GPP-UTRAN-TDD" / "ADSL" / "ADSL2" / "ADSL2+" / "RADSL" / "SDSL" / "HDSL" / "HDSL2" / "G.SHDSL" / "VDSL" / "IDSL" / "3GPP2-1X" / "3GPP2-1X-HRPD" / "DOCSIS" / "3GPP-GERAN CS" / "3GPP-GERAN PS" / "3GPP-UTRAN CS" / "3GPP-UTRAN PS" / "EVDO" / "CDMA1X" / "WiMAX" / "D" / "1x" / "1x" / "1XEV" / token
access-types-available	= *(access-type / (1*LWS)) / [access-type]
np	= "network-provided"
access-info	= cgi-3gpp / utran-cell-id-3gpp / dsl-location / i-wlan-location / ci-3gpp2 / extension-access-info
extension-access-info	= gen-value
cgi-3gpp	= "cgi-3gpp" EQUAL (token / quoted-string)
utran-cell-id-3gpp	= "utran-cell-id-3gpp" EQUAL (token / quoted-string)
i-wlan-location	= vplmn-id SEMI i-wlan-node-id
vplmn-id	= "vplmn-id" EQUAL (token / quoted-string)
i-wlan-node-id	= "i-wlan-node-id" EQUAL (token / quoted-string)
dsl-location	= "dsl-location" EQUAL (token / quoted-string)
ci-3gpp2	= "ci-3gpp2" EQUAL (token / quoted-string)

[0064] The P-Access-Network-Info header is extended to include specific information relating to particular access technologies. The syntax of the P-Access-Network-Info header is described in RFC 3455 [52]. There are additional coding rules for this header depending on the type of IP-CAN, according to access technology specific descriptions. The above table describes the 3GPP-specific extended syntax of the P-Access-Network-Info header field defined in RFC 3455 [52].

[0065] Additional coding rules are also provided for this header. The UE shall populate the P-Access-Network-Info header, where use is specified, with the following contents. The access-type field set to one of "3GPP-GERAN", "3GPP-UTRAN-FDD", "3GPP-UTRAN-TDD", "3GPP2-1X", "3GPP2-1X-HRPD", "IEEE-802.11", "IEEE-802.11a", "IEEE-802.11b", "IEEE-802.11g", "ADSL", "ADSL2", "ADSL2+", "RADSL", "SDSL", "HDSL", "HDSL2", "G.SHDSL", "VDSL", "IDSL", "IEEE-80s.11n", "D", "1x", "1X", "1XEV", or "DOCSIS" as appropriate to the access technology in use.

[0066] If the access type field is set to "3GPP-GERAN", a cgi-3gpp parameter set to the Cell Global Identity obtained from lower layers of the UE. The Cell Global Identity is a concatenation of MCC, MNC, LAC and CI (as described in 3GPP TS 23.003[3]). The value of "cgi-3gpp" parameter is therefore coded as a text string as follows. Starting with the most significant bit, MCC (3 digits), MNC (2 or 3 digits depending on MCC value), LAC (fixed length code of 16 bits using full hexadecimal representation) and CI (fixed length code of 16 bits using a full hexadecimal representation), if the access type field is equal to "3GPP-UTRAN-FDD", or "3GPP-UTRAN-TDD", a "utran-cell-id-3gpp" parameter set to a concatenation of the MCC, MNC, LAC (as described in 3GPP TS 23.003 [3]) and the UMTS Cell Identity (as described in 3GPP TS 25.331 [9A]), obtained from lower layers of the UE, and is coded as a text string as follows. Starting with the most significant bit, MCC (3 digits), MNC (2 or 3 digits depending on MCC value), LAC (fixed length code of 16 bits using full hexadecimal representation) and UMTS Cell Identity (fixed length code of 28 bits). If the access type field is set to "3GPP2-1X", a ci-3gpp2 parameter set to the ASCII representation of the hexadecimal value of the string obtained by the concatenation of SID (16 bits), NID (16 bits), PZID (8 bits) and BASE_ID (16 bits) (see 3GPP2 C.S0005-D [85]) in the specified order. The length of the ci-3gpp2 parameter shall be 14 hexadecimal characters. The hexadecimal characters (A through F) shall be coded using the uppercase ASCII characters. If the MS does not know the values for any of the above parameters, the MS shall use the value of 0 for that parameter. For example, if the SID is unknown, the MS shall represent the SID as 0x0000. The SID value is represented using 16 bits as supposed to 15 bits as specified in 3GPP2 C.S0005-D [85]. By way of an example, if SID=0x1234, NID=0x5678, PZID=0x12, BASE_ID=0xFFFF, the ci-3gpp2 value is set to the string "1234567812FFFF".

[0067] If the access type field is set to "3GPP2-1X-HRPD", a ci-3gpp2 parameter set to the ASCII representation of the hexadecimal value of the string obtained by the concatenation of Sector ID (128 bits) and Subnet length (8 bits) (see 3GPP2 C.S0024-A [86]) in the specified order. The length of the

META 1008
META V. VOIP-PAL

ci-3gpp2 parameter shall be 34 hexadecimal characters. The hexadecimal characters (A through F) shall be coded using the uppercase ASCII characters; By way of an example, if the Sector ID=0x12341234123412341234123412341234, Subnet length=0x11, the ci-3gpp2 value is set to the string "12341234123412341234123412341234123411".

[0068] If the access-type field set to one of "IEEE-802.11", "IEEE-802.11a", "IEEE-802.11b" or "IEEE-802.11g", a vplmn-id parameter is set to a concatenation of the MCC and MNC (as described in 3GPP TS 23.003 [3]) and an "i-wlan-node-id" parameter is set to the MAC address of the AP.

[0069] If the access-type field is set to one of "ADSL", "ADSL2", "ADSL2+", "RADSL", "SDSL", "HDSL", "HDSL2", "G.SHDSL", "VDSL", "IDSL", the access-info field shall contain a dsl-location parameter obtained from the CLF (see NASS functional architecture). And, if the access-type field set to "DOCSIS", the access info parameter is set to a null value. This release of this specification does not define values for use in this parameter. The "cgi-3gpp", the "utran-cell-id-3gpp", the "ci-3gpp2", the "i-wlan-node-id:", and the "dsl-location" parameters described above among other usage also constitutes the location identifiers that are used for IMS emergency services.

[0070] If the UE has performed a wideband scan shall include the accee-type-available listing the access types that are available at the time of registration. If the P-CSCF receives an initial request for a dialog or standalone transaction or an unknown method and the request includes a P-Access-Network-Info header with a "network-provided" parameter the P-CSCF shall remove the P-Access-Network-Info header. The request is sent using xDSL as an IP-CAN the P-CSCF may insert a P-Access-Network-Info header into the request by setting the access-type field to one of "ADSL", "ADSL2", "ADSL2+", "RADSL", "SDSL", "HDSL", "HDSL2", "G.SHDSL", "VDSL", or "IDSL", adding the "network-provided" parameter and the "dsl-location" parameter with the value received in the Location-Information header in the User-Data Answer command as specified in ETSI ES 283 035 [98]. The way the P-CSCF deduces that the request comes using xDSL access is implementation dependent. The request is sent using DOCSIS as an IP-CAN the P-CSCF may insert a P-Access-Network-Info header into the request by setting the access-type field to "DOCSIS" and including the "network-provided" parameter. The way the P-CSCF deduces that the request comes using DOCSIS access is implementation dependent.

[0071] The 3GPP IM CN subsystem XML body of an embodiment of the present invention is shown in the following two Figures. The 3GPP IM CN Subsystem XML shall be valid against the 3GPP IM CN Subsystem XML schema. Any SIP User Agent or proxy may insert or remove the 3GPP IM CN subsystem XML body or parts of it, as required, in any SIP message. The 3GPP IM CN subsystem XML body shall not be forwarded outside a 3GPP network. The associated MIME type with the 3GPP IMS XML body is "application/3gpp-ims+xml".

[0072] FIG. **5** illustrates an exemplary XML schema used in the XML body of the SIP 380, or other, message generated in response to a report message, as described above. The XML schema is here for the 3GPP IM CN subsystem XML body that is sent by SIP user agents. The table **156** describes the data types and the dependencies amongst them that configure the 3GPP IM CN subsystem XML body schema. The table **156** includes a column **158** defining data types, a column **162** identifying tags associated with the data types, a column **166** listing base types, and a column **168** listing comments associated with the data types.

[0073] FIG. **6** illustrates a table **172** that identifies also the XML schema for the XML body, here for complex data types. The columns **158** and **162** again list data types and tags associated therewith. Here, a column **176** is further provided. The column **176** forms a compound-of column with sub-columns **178**, **182**, and **186** that list tags, types, and cardinalities associated with the respective tags and data types.

[0074] FIG. **7** illustrates a method flow diagram, shown generally at **202**, representative of the method of operation of an embodiment of the present invention. The method is for facilitating performance of an emergency service by a packet-capable wireless device.

[0075] First, and as indicated by the block **204**, available access type information of available access types, available to the wireless device, is collected.

[0076] Then, and as indicated by the block **206**, an available access type report is generated that includes the available access type information that has been collected. And, as indicated by the block **212**, a response to the available access type report is detected. The response identifies to the wireless device an emergency service access type to which to communicate pursuant to the emergency service.

[0077] Presently preferred embodiments of the invention and many of its improvements and advantages have been described with a degree of particularity. The description is of preferred examples of implementing the invention, and the description of preferred examples is not necessarily intended to limit the scope of the invention. The scope of the invention is defined by the following claims.

What is claimed is:

1. Apparatus for packet-capable wireless device for facilitating emergency service, said apparatus comprising:

a collector configured to collect available-access type information of available-network access types available to the wireless device;

a reporter configured to generate an available access type report that includes the available-access type that includes the available-access type information collected by said collector; and

a detector configured to detect a response to the available access-type report, the response identifying to the wireless device an emergency-service access type by which to communicate pursuant to the emergency service.

2. The apparatus of claim **1** wherein said collector is configured to perform a scan of access type-allocated frequency bands to collect the available-access type information.

3. The apparatus of claim **2** wherein the scan performed by said collector is performed of access type allocated frequency bands associated with frequency bands of radio access types with which the wireless device is operable.

4. The apparatus of claim **1** wherein the available access type report generated by said reporter comprises a SIP (Session Interface Protocol) INVITE message.

5. The apparatus of claim **4** wherein the SIP INVITE message forming the available access type report further comprises a P-Access-Network-Info Header and wherein the available-access type information is embodied at the P-Access-Network Info Header.

6. The apparatus of claim **1** wherein the response detected by said detector comprises information identifying an

META 1008
META V. VOIP-PAL

ordered preference of radio access types by which to communicate pursuant to the emergency service.

7. The apparatus of claim **1** further wherein said detector further comprises a selector configured to select a radio access type by which to communicate responsive to the response detected by said detector.

8. The apparatus of claim **1** wherein the report detected by said detector provides session continuity information to the wireless device.

9. The apparatus of claim **1** wherein the report detected by said detector provides voice continuity information to the wireless device.

10. The apparatus of claim **1** wherein the response detected by said detector comprises a SIP (Session Interface Protocol) **380** message.

11. The apparatus of claim **1** wherein the response message detected by said detector comprises an XML (Extensible Mark-up Language) formatted part.

12. The apparatus of claim **11** wherein the response message identifies at least one of a: pre-cdma2000 network, a TIA-2000 circuit-switched voice with no packet data available network, a TIA-2000 circuit-switched voice and data network, and a TIA-856 packet data and TIA-2000 circuit-switched network.

13. The apparatus of claim **1** wherein the available access type report identifies at least one of a: pre-cdma2000 network, a TIA-2000 circuit-switched voice with no packet data available network, a TIA-2000 circuit-switched voice and data network, and a TIA-856 packet data and TIA-2000 circuit-switched network.

14. Apparatus for a wireless network for facilitating a wireless-device emergency service, said apparatus comprising:

a determiner configured to determine, responsive to a wireless device generated report, a preferred access type to be used pursuant to the wireless device emergency service; and

a report response generator configured to generate a response message that identifies the preferred access type determined by said determiner.

15. The apparatus of claim **14** further comprising a database configured to store preferred access type information indexed as a function of geographic positioning and wherein said determiner is configured to access the database to make determination of the preferred access type.

16. The apparatus of claim **14** wherein the wireless device generated report responsive to which said determiner makes determination identifies wireless-device available access type information.

17. The apparatus of claim **14** wherein the response message generated by said report response generator comprises a SIP (Session Interface Protocol) **380** message.

18. The apparatus of claim **14** wherein the response message generated by said report response message generator comprises an XML (Extensible Mark Up Language) part.

19. A method for facilitating performance of an emergency service by a packet-capable wireless device, said method comprising the operations of:

collecting available access type information of available access types available to the wireless device;

generating an available access type report that includes the available access type information collected during said operation of collecting; and

detecting a response to the available access type report, the response identifying to the wireless device an emergency service access type by which to communicate pursuant to the emergency service.

20. The method of claim **19** wherein said operation of collecting comprises the operation of scanning frequency bands to detect availability of access types at the frequency bands.

21. The method of claim **19** wherein the available access type report comprises a SIP (Session Interface Protocol) Invite message.

22. The method of claim **21** wherein the SIP Invite message includes a P-Access-Network-Info Header populated with values identifying the available access types collected during said operation of collecting.

* * * * *

META 1008
META V. VOIP-PAL