US 20040068652A1

(19) United States

(12) Patent Application Publication (10) Pub. No.: US 2004/0068652 A1

Carpentier et al. (43) Pub. Date: Apr. 8, 2004

(54) ACCESS TO CONTENT ADDRESSABLE DATA OVER A NETWORK

(75) Inventors: **Paul R. Carpentier**, Boechout (BE); **Jan F. Van Riel**, Geel (BE); **Tom Teugels**, Schoten (BE)

Correspondence Address:
Richard F. Giunta
Wolf, Greenfield & Sacks, P.C.
600 Atlantic Avenue
Boston, MA 02210 (US)

(73) Assignee: **Wave Research N.V.**, Sint-Katelijne-Waver (BE)

(21) Appl. No.: **10/673,356**

(22) Filed: **Sep. 26, 2003**

Related U.S. Application Data

(63) Continuation of application No. 09/236,366, filed on Jan. 21, 1999.

(60) Provisional application No. 60/072,316, filed on Jan. 23, 1998.

Publication Classification

(51) **Int. Cl.**[7] **H04L 9/00**

(52) **U.S. Cl.** **713/168**

(57) **ABSTRACT**

Access to content addressable data on a network is facilitated using digital information storing devices or data repositories ("silos") that monitor broadcast data requests over the network. A number of silos automatically monitor both data requests and data itself that are broadcast over a network. The silos selectively store data. Each silo responds to data requests broadcast over the network with data the silo has previously intercepted. A content addressable file scheme is used to enable the data repositories to reliably identify data being requested. When a data request is received, each silo evaluates whether it has all or a portion of the data being requested and responds to requests when it has the data. Requests for data are implemented by broadcasting a cryptographic hash data identifier of the data file needed. The data identifier is used by a silo to determine which data to receive and store. A silo includes a network interface, a digital asset collector, an asset request list, asset storage, an asset identifier processor and an asset supplier. The asset identifier processor computes a cryptographic hash asset identifier for a received asset and compares it to an asset identifier on its asset request list to verify it has the correct asset. A hash of a list of assets is also computed and broadcast over the network. When the hash of the list of assets is received by a silo, it places all the assets in its asset request list.

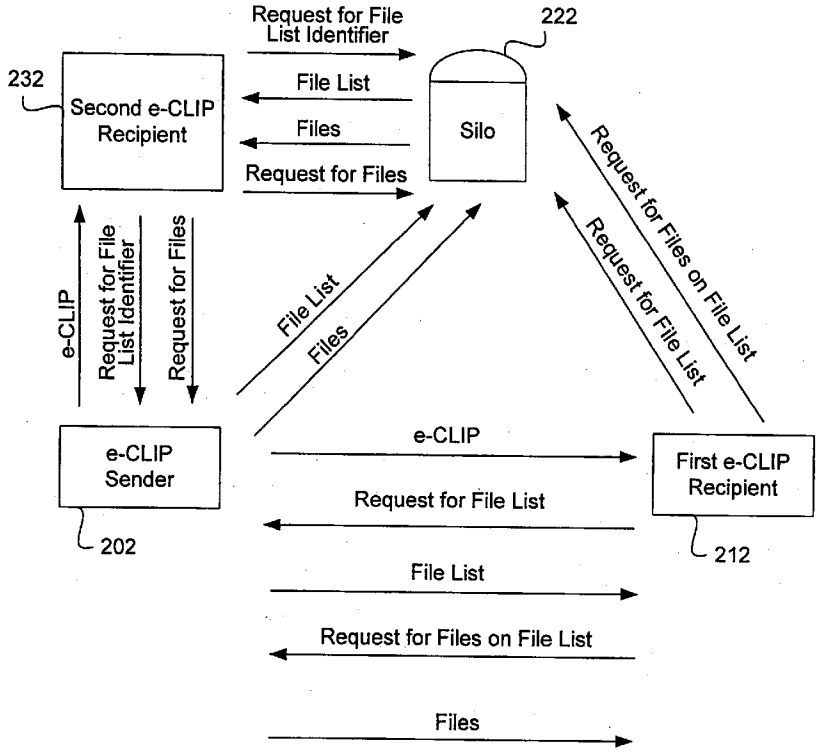

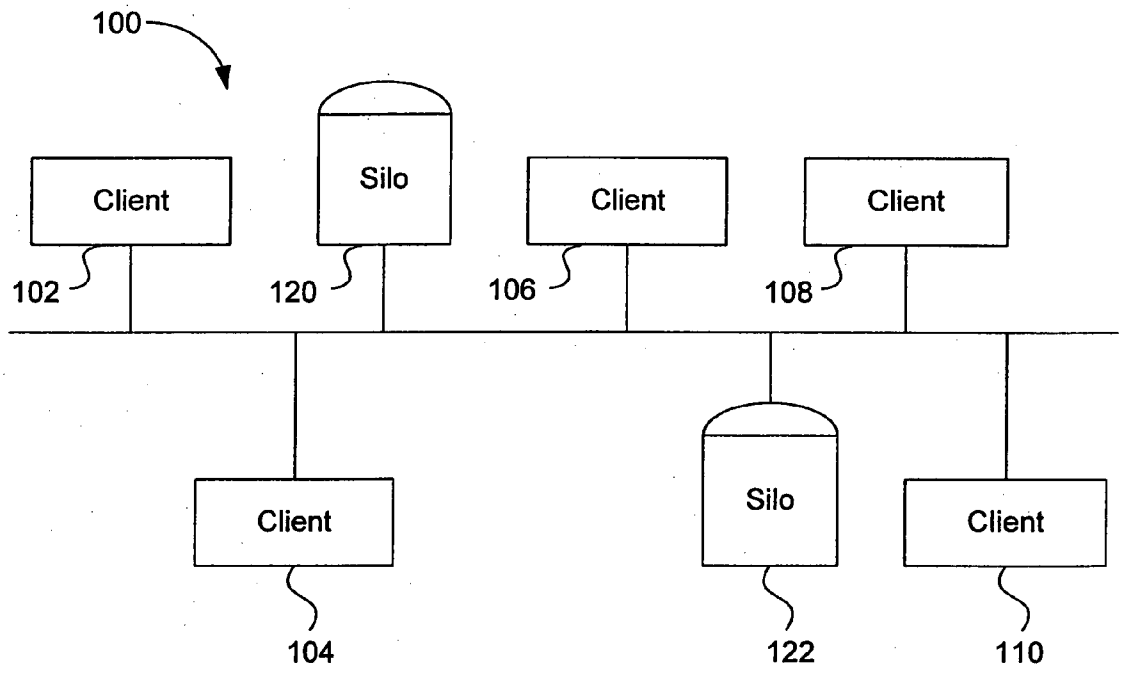
100
Client
Silo
Client
Client
102
120
106
108
Client
Silo
Client
104
122
110

FIG. 1

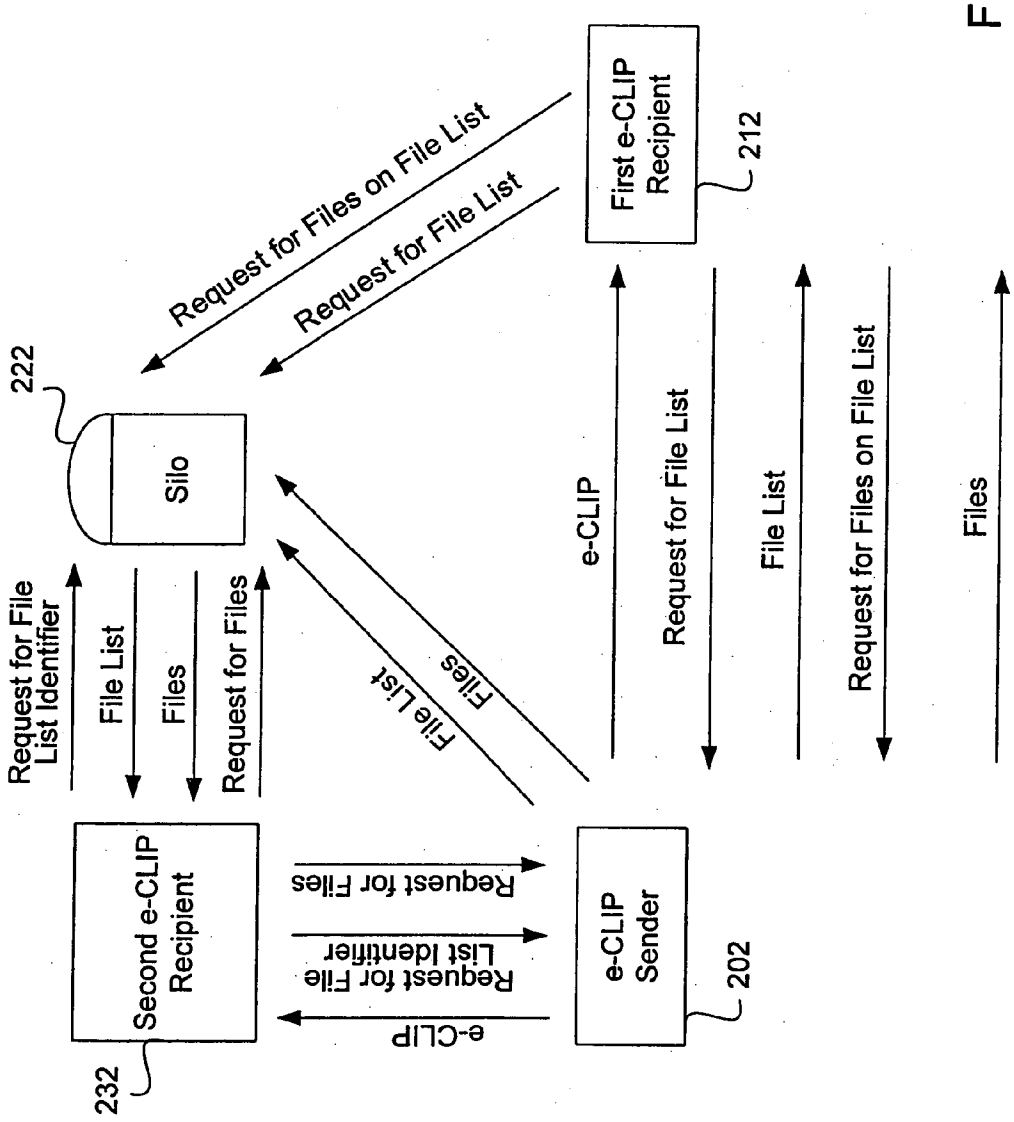
Request for Files on File List
Request for File List
222
Silo
First e-CLIP Recipient
212
Request for File Identifier
File List
Files
Request for Files
File List
Files
e-CLIP
Request for File List
File List
Request for Files on File List
Files
Second e-CLIP Recipient
232
Request for Files
Request for File List Identifier
e-CLIP
e-CLIP Sender
202

FIG. 2

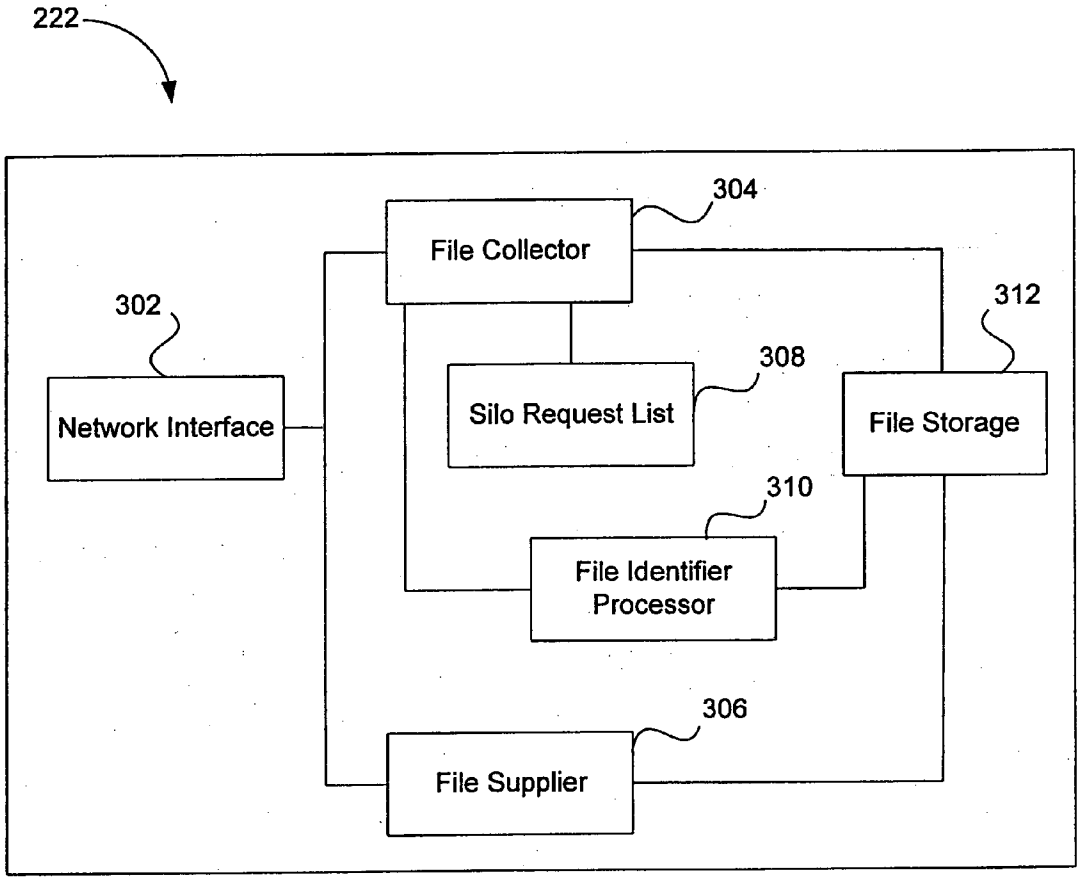
222
304
File Collector
302
312
308
Network Interface
Silo Request List
File Storage
310
File Identifier
Processor
306
File Supplier

FIG. 3

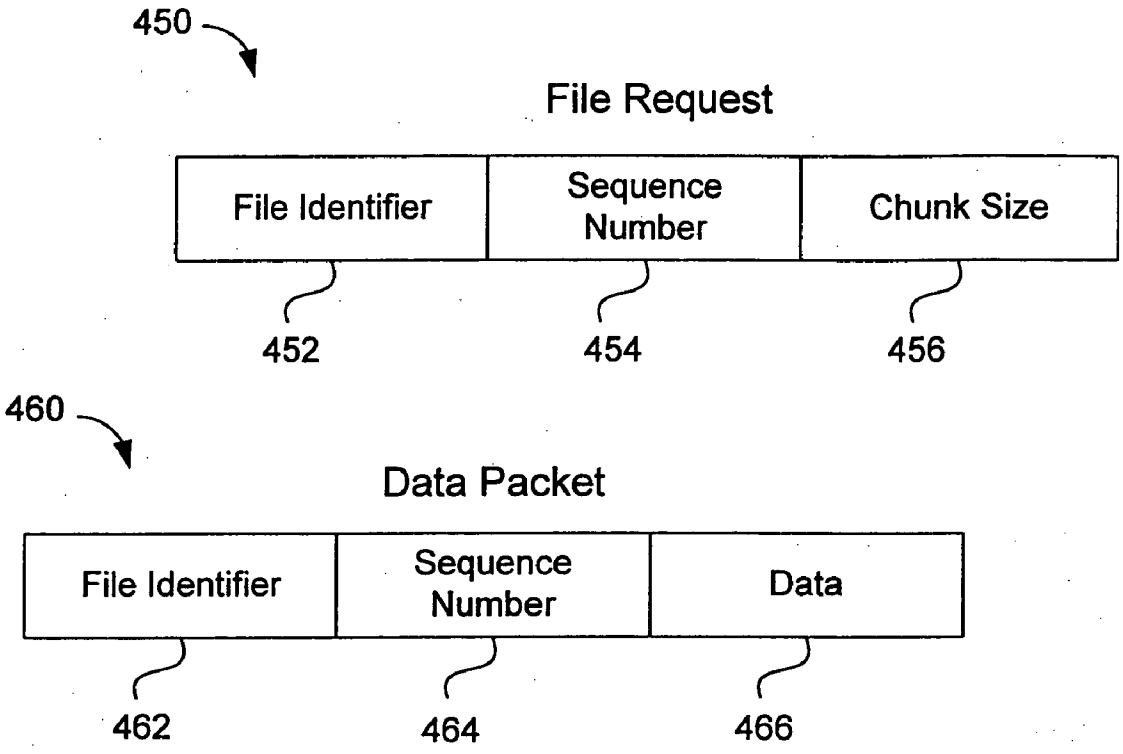
450
File Request
File Identifier
Sequence Number
Chunk Size
452
454
456
460
Data Packet
File Identifier
Sequence Number
Data
462
464
466

FIG. 4

402 <folder name="XXXXX" timestamp="1969.12.31 03:59:59">
404 406
412 <folder name="XXXXX" timestamp="1997.11.21 11:57:06">
414 416
422 <file name="AAAAA.AAA" timestamp="1997.11.24 02:39:28"size="139"md5="5PI5TTAMKVVJGx5Q34QGFBLOOVD"/>
424 426 428 430
432 <file name="BBBBB.BBB" timestamp ="1997.11.24 02:36:26"size="143"md5="DL2N74C6RNUJMx61LM9S70T7MCT"/fl>
434 436 438 440
<file name="antenna.bat" timestamp="1997.11.05 10:38:10" size="252"md5="04MF5QS17GLH7xAUGQMOMOG3KBU"/>
419 <end folder>
408 <end folder>

400

Descriptor File

FIG. 5

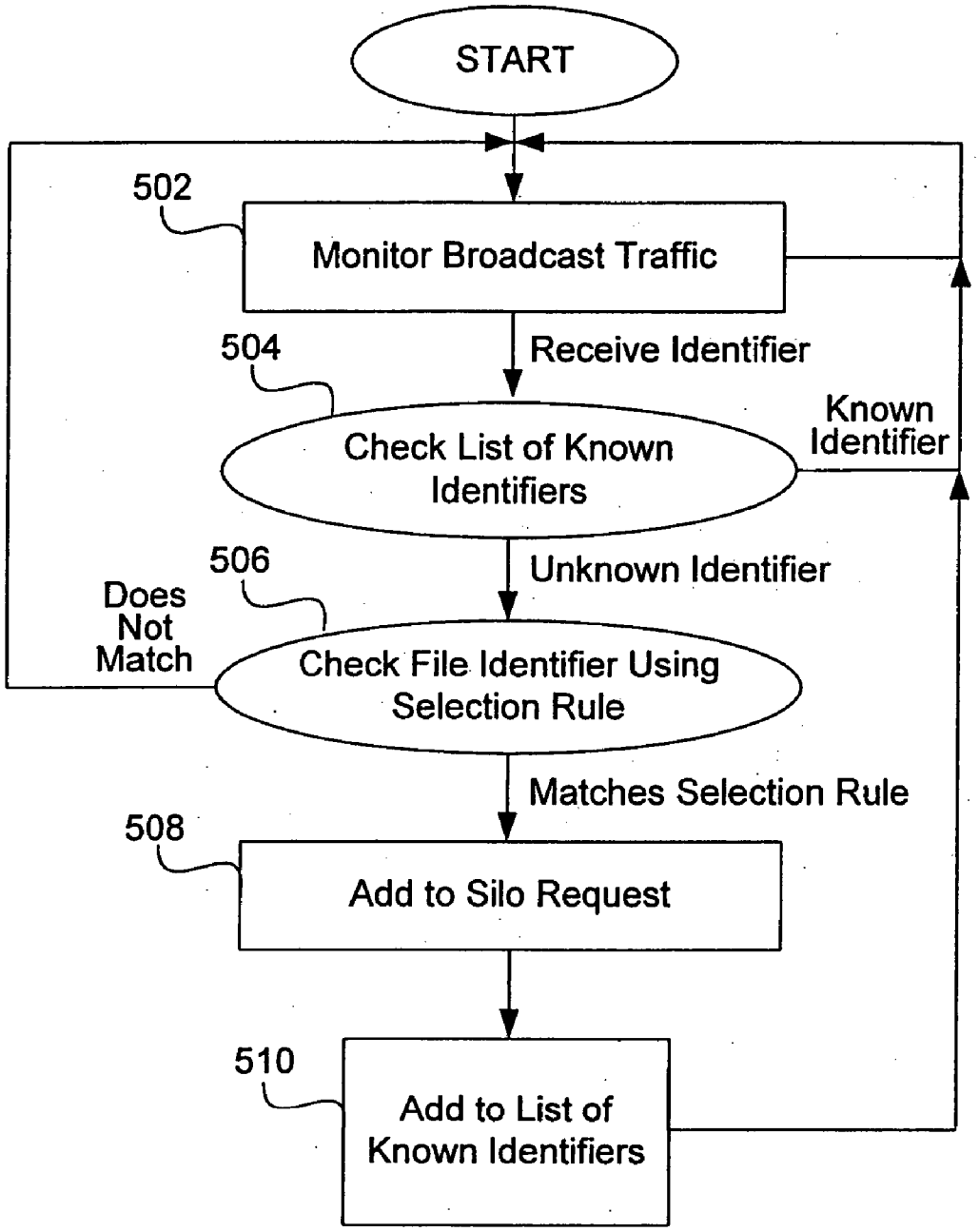
START
502
Monitor Broadcast Traffic
504
Receive Identifier
Check List of Known Identifiers
Known Identifier
506
Unknown Identifier
Does Not Match
Check File Identifier Using Selection Rule
Matches Selection Rule
508
Add to Silo Request
510
Add to List of Known Identifiers

FIG. 6

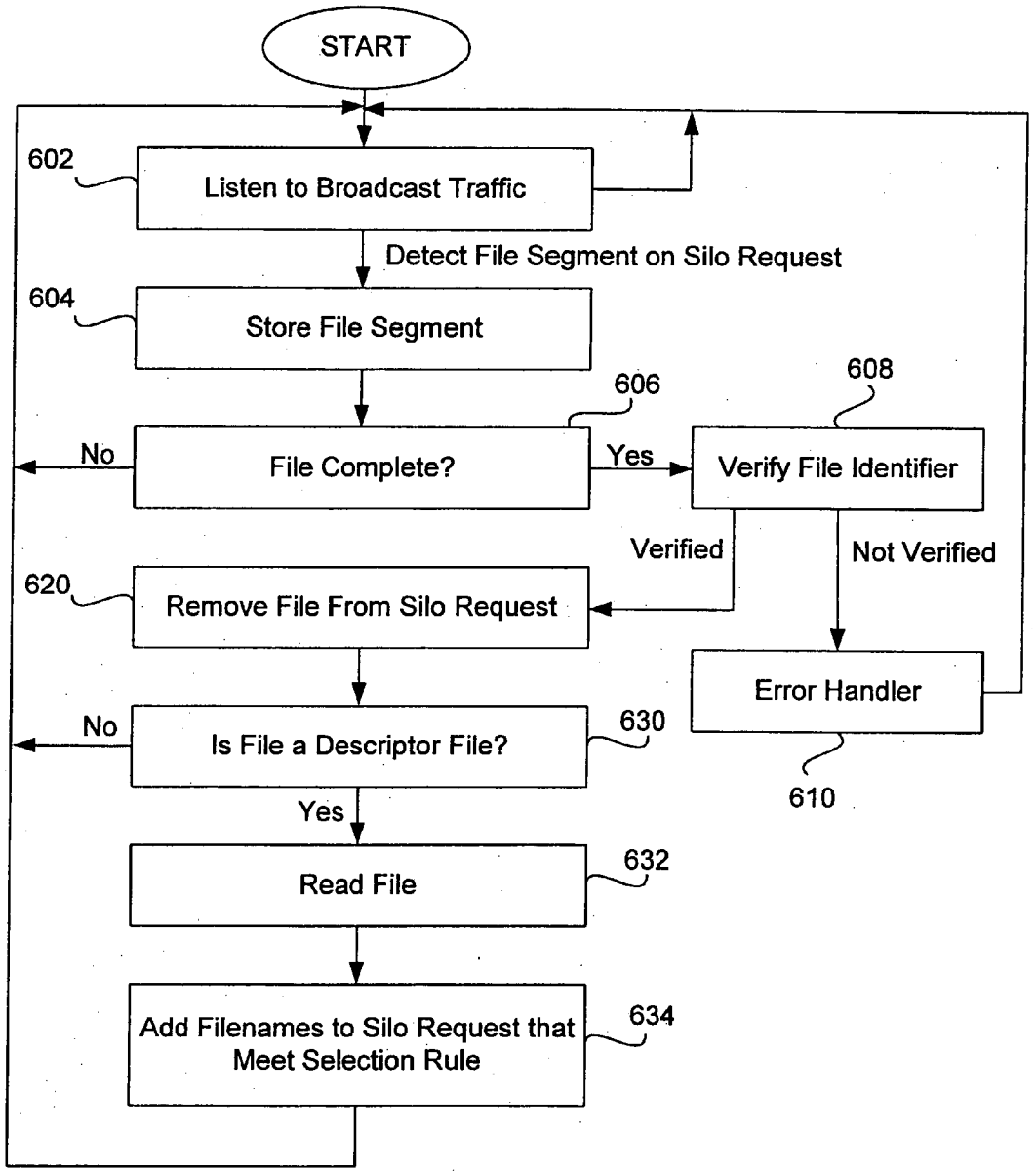
START
602
Listen to Broadcast Traffic
Detect File Segment on Silo Request
604
Store File Segment
606
608
No
File Complete?
Yes
Verify File Identifier
Verified
Not Verified
620
Remove File From Silo Request
Error Handler
No
Is File a Descriptor File?
630
610
Yes
Read File
632
Add Filenames to Silo Request that Meet Selection Rule
634

FIG. 7

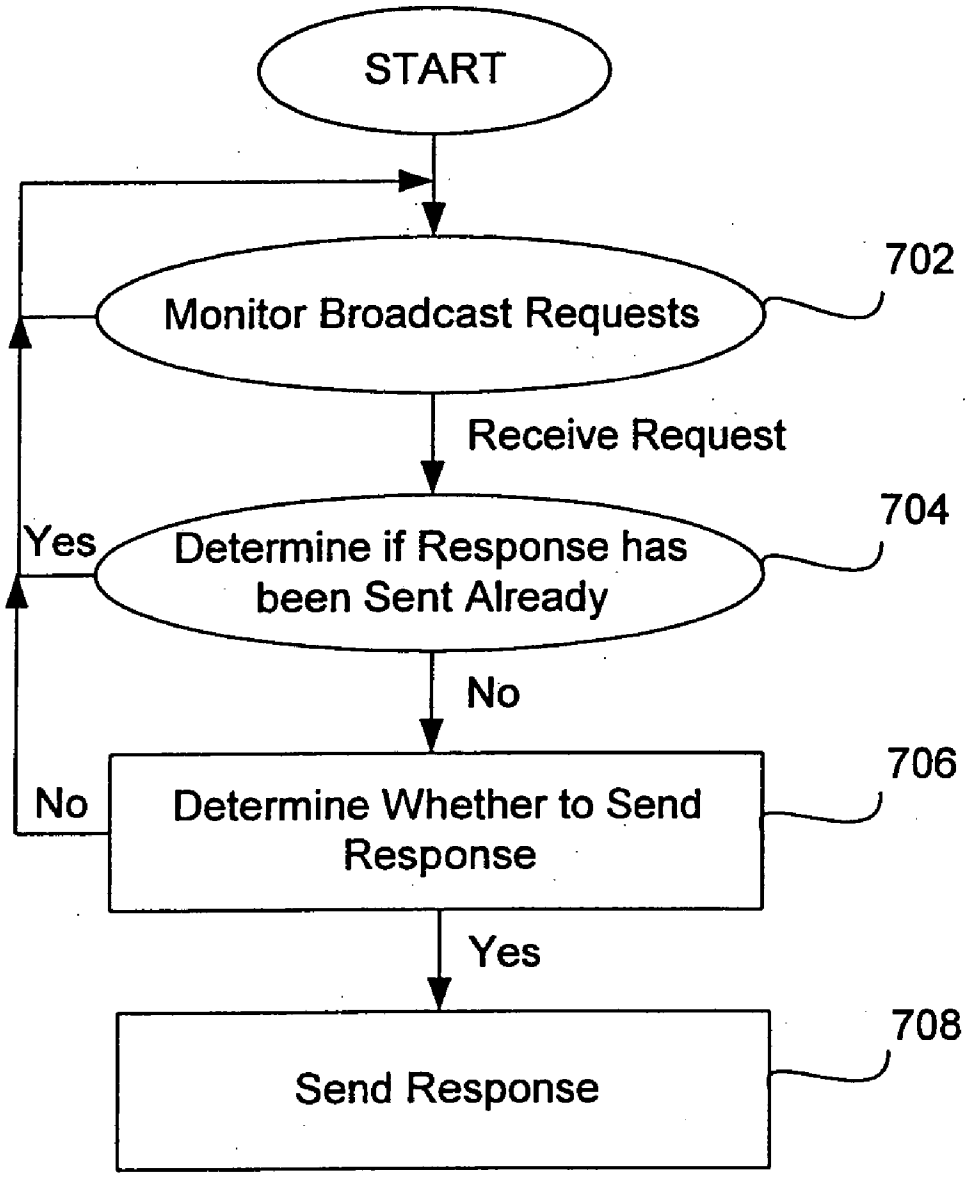
START
Monitor Broadcast Requests
702
Receive Request
Determine if Response has been Sent Already
704
Yes
No
Determine Whether to Send Response
706
No
Yes
Send Response
708

FIG. 8

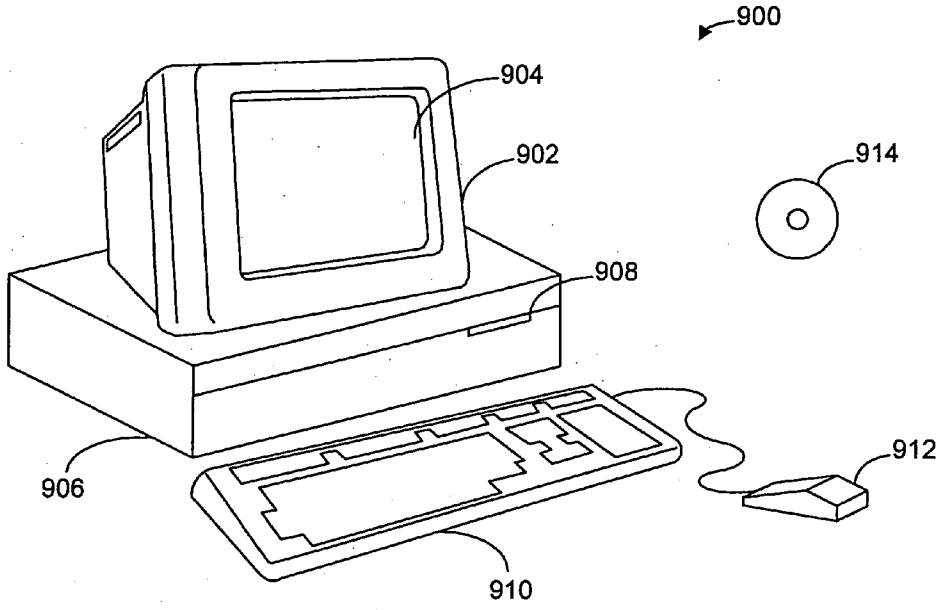
900
904
902
914
908
906
912
910

FIG. 9

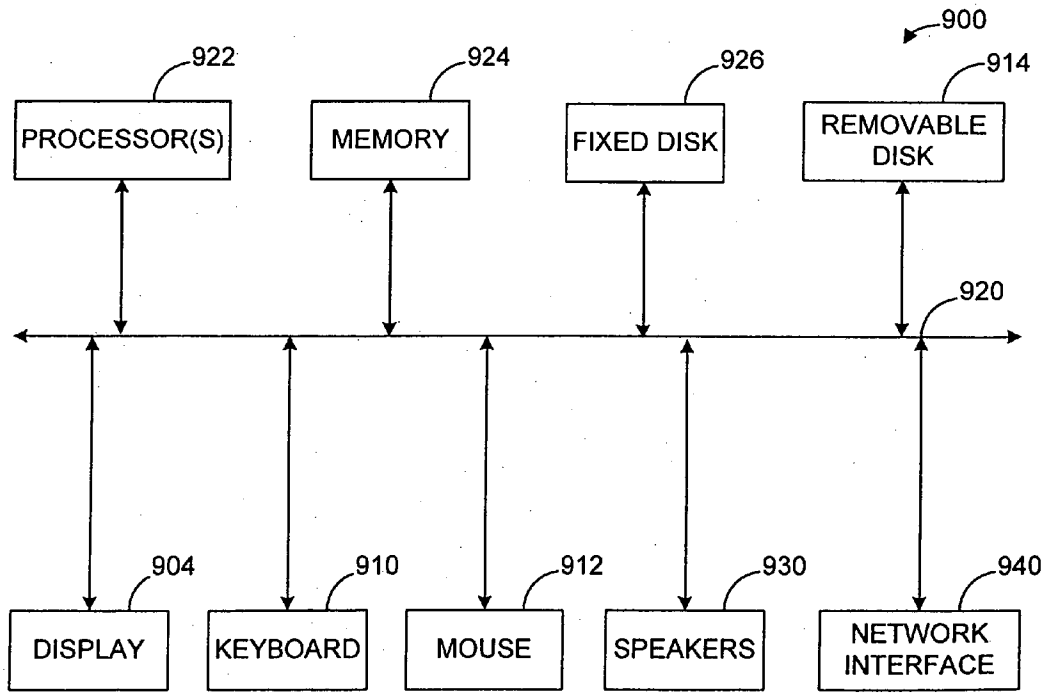
900
922
924
926
914
PROCESSOR(S)
MEMORY
FIXED DISK
REMOVABLE DISK
920
904
910
912
930
940
DISPLAY
KEYBOARD
MOUSE
SPEAKERS
NETWORK INTERFACE

FIG. 10

ACCESS TO CONTENT ADDRESSABLE DATA OVER A NETWORK

[0001] This application claims priority of U.S. provisional patent application No. 60/072,316, filed Jan. 23, 1998, which is incorporated herein by reference for all purposes. This application is related to co-pending U.S. patent application Ser. No. _____ (Attorney Docket No. WRSHP002), filed concurrently herewith, which is incorporated herein by reference for all purposes.

BACKGROUND OF THE INVENTION

[0002] 1. Field of the Invention

[0003] The present invention relates generally to methods and apparatuses for facilitating access to content addressable data over a network. More specifically, digital information storing devices monitor broadcast data requests and in return broadcast requested data over the network.

[0004] 2. Description of the Related Art

[0005] In a typical network arrangement, files are requested by a client machine from a server. Most internets or intranets operate according to a client/server model or similar scheme. Clients typically must first know where a desired file may be found before sending a request to a server that can provide the desired data. Since clients must know the name and location of files in a client/server environment, problems may result when the name or location changes or if different data is stored under the same name. Another shortcoming of such a scheme is that the client must either know where the data may be found or be able to somehow search for the data and find where the data is. This problem is ubiquitous among a variety of computers such as desktops and workstations, among various operating systems including DOS, Windows and UNIX, and among networks such as LANs and WANs. The problem also extends to other digital assets which are not stored as files, assets such as video clips, sections of images, database records and the like which are created and managed as entities but are never stored as unique files. Finding, tracking, and retrieving digital assets is made more complex and more fragile when references to locations are needed.

[0006] In some cases, data may be available from more than one source. Even if the client does know where the data may be found, it is typically not possible for the client to determine which potential source of data is the best source of all potential available sources. Given these shortcomings, it would be desirable if a data access scheme could be created where clients could simply send out a broadcast request for data over a network and the best source of data on the network would automatically answer the request. Such a system could eliminate the need to search for a server to provide data since the data request itself would be used to determine the data source used to fulfil the request.

[0007] Another aspect of the conventional client/server environment is that data must somehow be selected and placed on a server and made available to clients. It would be desirable if data that is likely to be needed by a number of clients could be automatically identified and stored in a place where it could efficiently be made available to clients.

[0008] In a growing network environment where client machines are constantly being added to the network, an individual server may become overwhelmed by data requests to the point where it is unable to provide satisfactory response times. In a conventional client/server environment, additional servers are added and clients are removed from existing servers and assigned to the additional servers to relieve the load on the existing servers. In such an environment, numerous schemes have been devised to apportion client connections among a group of servers. These schemes have achieved some level of success at load balancing. It would be useful if a system could be devised where different servers could service the same client so that individual client requests for data could be filled by more than one server depending on the most efficient way to transfer data to the client.

[0009] In view of the foregoing, a technique is desirable that would allow data sources to automatically identify data to be stored, and would allow data sources to transmit data to users without requiring the user to search for or otherwise identify a specific source on the network for the data. It would be desirable if such transmission of data to users could occur in response to a general user request broadcast over a network. It would be further desirable if, in certain circumstances, clients could respond to data requests made over a network without creating data conflicts or unduly interrupting local client processes.

SUMMARY OF THE INVENTION

[0010] Accordingly, a system and method for improving access to data over a network is disclosed. A number of data repositories referred to as "silos" automatically monitor both data requests and data itself that are broadcast over a network. The silos selectively store data. Each silo can respond to data requests broadcast over the network with whatever data the silo has previously intercepted. When a data request is received, each silo evaluates whether it has all or a portion of the data being requested and responds to requests when it has the data.

[0011] Data comes in numerous forms including fragments of binary data (representing records or objects), larger database records or multimedia objects (video or audio clips, digital images, etc.), and files representing everything from simple text to complex databases. Applications and users increasingly interact with data at various levels of complexity and these individual assets are all important and useful. The present system treats any binary sequence as a valid datum and refers to it as a digital asset or simply as an asset. Assets may or may not have ever been stored as or in a file. The asset is treated in such a way that the present invention is enabled to accept an asset and return an asset in a binary form to its human, application, or network device users.

[0012] Silos first monitor asset requests sent over the network. These requests include an asset content identifier computed from the contents (binary sequence) of each asset for each asset requested. Preferably, an asset content identifier is computed by taking a cryptographic hash of the asset contents. A silo then adds the asset content identifier of the requested asset to a list of assets that the silo would like to obtain. The silo then obtains these assets from the network either by receiving a broadcast of the asset when it is transmitted by another network device, or by requesting or importing the asset using an importer (software which actively requests copies of assets) running on the silo.

[0013] Using this scheme, data is stored and made available to clients on the network without requiring all clients to access a particular server that has the data. It is not required that data be selected and stored on a particular server. Nor is it required that the address of a particular server be made known. Instead, silos on the network monitor data sent across the network and determine which data should be stored, thus making the data readily available to clients on the network. The scheme described provides a true serverless network with distributed data storage. Because unique asset content identifiers are used, an asset may be obtained from any location and the integrity of the contents may be reliably verified by recomputing the asset hash and comparing it to a stored asset content identifier in the silo.

BRIEF DESCRIPTION OF THE DRAWINGS

[0014] The present invention will be readily understood by the following detailed description in conjunction with the accompanying drawings in which:

[0015] **FIG. 1** is a block diagram illustrating a network that includes any number of clients and any number of data repositories or silos.

[0016] **FIG. 2** is a block diagram illustrating interaction between an information sender, a silo, and two information recipients on a network.

[0017] **FIG. 3** is a block diagram of the silo of **FIG. 2** configured to receive asset content identifiers broadcast over a network, to obtain identified assets, and to provide assets in response to asset requests from devices on the network.

[0018] **FIG. 4** is a block diagram of the structure of an asset request generated by a silo and the structure of a data packet that contains a segment of asset data.

[0019] **FIG. 5** is a diagram illustrating the structure of a descriptor file.

[0020] **FIG. 6** is a flow chart illustrating a process running on an asset collector of a silo for monitoring the network and for collecting asset identifiers to be stored.

[0021] **FIG. 7** is a flow chart illustrating a process for retrieving an asset from the network implemented by an asset collector of a silo.

[0022] **FIG. 8** is a flow chart illustrating a process implemented on an asset supplier of a silo for determining whether to send a response and for sending the response.

[0023] **FIGS. 9 and 10** illustrate a computer system **900** suitable for implementing embodiments of the present invention.

DETAILED DESCRIPTION OF THE INVENTION

[0024] Reference will now be made in detail to the preferred embodiment of the invention. An example of the preferred embodiment is illustrated in the accompanying drawings. While the invention will be described in conjunction with that preferred embodiment, it will be understood that it is not intended to limit the invention to one preferred embodiment. On the contrary, it is intended to cover alternatives, modifications, and equivalents as may be included within the spirit and scope of the invention as defined by the appended claims. For example, for ease of understanding, many of the figures illustrate use of the invention with traditional computer files. As described herein, however, the present invention is suitable for use with any digital asset or binary sequence.

[0025] In the following description, numerous specific details are set forth in order to provide a thorough understanding of the present invention. The present invention may be practiced without some or all of these specific details. In other instances, well known process operations have not been described in detail in order not to unnecessarily obscure the present invention.

Overview

[0026] **FIG. 1** is a block diagram illustrating a network **100** that includes any number of clients **102-110**. The term "client" is used here in the sense of a client being a requester of information from the network. It should be recognized that any network device may simultaneously function as both a client and a server in that the device can provide information and also can request and receive information. As used herein, the term "client" is used to describe a device that happens to be requesting information at a given time; the term "server" is used to describe a device that happens to be providing information at a given time.

[0027] The architecture shown in **FIG. 1** is an architecture without a traditional server. Instead of a server dedicated to receiving and fulfilling client requests for information that are directed specifically to the server's address by clients (as in the prior art), network **100** includes data repositories silo **120** and silo **122**. A silo may generally be configured as a standard client machine. For example, a silo may be implemented on a user's workstation, on a shared asset or print server system, on an application server, or on a system provisioned specifically to provide this capability.

[0028] Silos **120** and **122** monitor broadcast or "multicast" requests for information on the network and selectively store information that is requested according to one of the schemes detailed below. A "multicast" transmission is a transmission from a peer that is addressed to all peers available on the network. Similarly, a multicast request is a request sent to all peers available on the network. Peers include any device included in a defined multicast group, a selected group distinguished by specific network or software filter settings; a multicast group may include any device accessible over a data link. It should be noted that the term broadcast as used herein includes a multicast.

[0029] The silos also respond to certain information requests when they determine that the information is stored on the silo. As is detailed below, new silos may be added to the network to provide additional information storage and retrieval in either a serial or parallel manner. That is, silos may be added that store information that is not stored by other silos or silos may be added that store the same information as other silos. Each silo is configurable to share the burden of responding to information requests.

[0030] **FIG. 2** is a block diagram illustrating how a silo **222** is used to store information and to transfer information in an efficient manner when assets are sent from e-CLIP sender **202** to two recipients **212** and **232**. In the example shown, the asset sender sends the assets using an e-CLIP™. An e-CLIP is a reproducible, reliably unique identifier for a

collection of digital information. In one embodiment, an e-CLIP is a numerical reference. An e-CLIP may represent an asset, a group of assets, a group of asset identifiers, or other collections of data or database information. In a particular embodiment, an e-CLIP may be implemented as is described in U.S. patent application Ser. No. _____ (Attorney Docket No. WiRSHP002) and in U.S. provisional patent application No. 60/072,316, both of which are incorporated by reference above. When representing a single asset, an e-CLIP includes an asset content identifier that is generated by applying a cryptographic hash function to the contents of the asset.

[**0031**] An e-CLIP may also represent any number of assets. It should be noted that an e-CLIP may also include a flag that marks whether it identifies an asset list or only a single asset. When an e-CLIP represent multiple assets, a cryptographic hash function is applied to the contents of each of the assets to produce an asset content identifier for each asset. Once the asset content identifier for each of the selected assets is generated, it is included in an asset list along with other relevant information in a descriptor file. An example of a descriptor file is shown in **FIG. 5**. The other asset information included with the descriptor file may include directory information about where the files are located, file names, file sizes, time and date stamps for each file included, ownership of such files, and other meta data, as is described below. The descriptor file may contain similar descriptions of binary assets which were not originally files and which may not be used to create unique files. Such assets represent binary sequences which are records, elements, or clips of larger sequences or collections. These assets are treated in a manner similar to files and are returned to their user for processing through appropriately designed binary interfaces.

[**0032**] The descriptor file may also include data about the context or implications of the file list, the purposes for which the file list is being created, or any other information.

[**0033**] The descriptor file is then stored in a digital file in a suitable form for the type of computer system or other environment in which the descriptor file resides. A cryptographic hash file identifier (asset content identifier) for the stored descriptor file is then computed which, in one embodiment, becomes the e-CLIP by which the collected files may be referenced, found, and verified. It should be recognized that the e-CLIP that identifies the collection of files may be produced by the same algorithm used to compute the asset content identifiers for the individual asset s named and listed within the descriptor file. In other embodiments, the asset identifier computed from the descriptor file is combined with other information (such as a file locator) to form the e-CLIP.

[**0034**] This asset identification system provides a highly reliable method of verifying that an asset is in fact the asset that matches a given asset content identifier. Verification is not dependent on file name, date, location, or any other such label which may be changed independently of the asset contents. The cryptographic hash function used to generate the asset content identifier can be applied to the contents of the asset (or to information which is believed to be the original asset) at any time and the match between the asset and the asset content identifier can then be verified. The integrity of this approach is based on the strength of the cryptographic hash functions used to create the asset content identifiers. The MD5 algorithm, for example, which is used in a preferred embodiment can be demonstrated to virtually guarantee a unique asset content identifier for any binary sequence, no matter how similar or different it may be to/from another sequence. As such, two assets whose MD5 digests are the same can be assumed to have identical binary sequences (contents) and two assets whose MD5 digests are different can be assumed to have different binary sequences.

[**0035**] Silos are adapted to work with this asset content identification scheme system by first monitoring file requests sent over the network. These requests include an asset content identifier for each file requested (preferably, these file content identifiers have been computed as described above). A silo then adds the asset content identifier of the requested asset to a list of asset s that the silo would like to obtain. The silo then obtains these asset from the network either by receiving a broadcast of the asset when it is transmitted by another network device, or by requesting or importing the asset using an importer running on the silo. An importer is a small program encoded preferably in the JAVA programming language, or in any other suitable language.

[**0036**] In the example shown, an e-CLIP sender **202** sends an e-CLIP to a first e-CLIP recipient **212**. The e-CLIP contains a descriptor file identifier that uniquely identifies a descriptor file; the descriptor file contains a list of digital assets (files or other binary sequences like database records, video clips, graphic images, audio clips, or other digital data) which the e-CLIP sender wishes to transfer to the first e-CLIP recipient or to store in a silo or on multiple silos for future reference. At this point, e-CLIP recipient **212** does not yet have the descriptor file, only the descriptor file identifier which uniquely identifies the descriptor file. Preferably, the descriptor file identifier is a cryptographic hash of the descriptor file. Upon receiving the e-CLIP (and the included descriptor file identifier), the first e-CLIP recipient sends over the network a broadcast request for the descriptor file by sending the descriptor file identifier provided in the e-CLIP. Once recipient **212** receives the descriptor file, it can begin requesting the assets listed in that list. The broadcast request for the descriptor file is received by both e-CLIP sender **202** and by a silo **222**.

[**0037**] Upon receiving the request for the descriptor file, silo **222** determines that it does not already have the descriptor file (i.e., the descriptor file that contains the asset list). It then adds the received descriptor file identifier to its silo request list. The descriptor file identifier is preferably marked with a flag bit indicating that it is an identifier of a descriptor file; thus, the silo automatically adds the descriptor file identifier to its silo request list. In some embodiments, the silo does not add the descriptor file identifier to its silo request list immediately, but instead waits until it sees the descriptor file identifier requested on the network a certain number of times before adding it to the silo request list. This allows the silo to only store commonly requested assets or descriptor files. Assets may be stored only in certain circumstances, too. For example, an asset request may be flagged for priority distribution, or may be for a fundamental asset.

[**0038**] In another example, an asset request may take the form of an e-CLIP that represents required assets using a descriptor file identifier that identifies a descriptor file. A silo

may be configured to immediately add all such descriptor file identifiers to its silo request list. When the descriptor file is obtained, the silo then adds the asset content identifiers listed in the descriptor file to its silo request list. In this fashion, a silo is arranged to look for and store the assets that the e-CLIP represents.

[**0039**] It is also important to note that assets may be designated for deletion by broadcasting an asset content identifier for the asset that is to be deleted. In one embodiment, a special file list is broadcast to silos and clients that lists assets that are to be deleted. In such a manner, assets that are redundant, are old, or have been replaced may be eliminated. In some embodiments, flags may be included in a broadcast asset list to identify assets to be deleted. These flags may also identify assets to be deleted only if certain criteria are met, such as whether an asset is not required by any application that is retained in the computer system. In addition, assets may be flagged for deletion at a later time, in a specified order, upon the deletion of another dependent file, or based on other criteria.

[**0040**] Once silo **222** adds the descriptor file identifier to its silo request list, the silo will monitor broadcast network traffic and attempt to add the descriptor file (or the descriptor file that corresponds to the descriptor file identifier) to its storage. Storage in this context is an area of local memory reserved for storing assets in a way optimized for instant retrieval using a cryptographic hash file content identifier. After receiving the e-CLIP and sending a request for the assets identified in the e-CLIP, the first e-CLIP recipient also monitors broadcast traffic to receive the descriptor file if it is sent. The descriptor file is preferably sent when the e-CLIP sender receives the request for the descriptor file (by way of the broadcast descriptor file identifier from recipient **212**) and responds to it by broadcasting the descriptor file over the network.

[**0041**] When the descriptor file is broadcast, the silo and the first e-CLIP recipient both receive the descriptor file. As discussed above, the descriptor file is a list of asset content identifiers, each uniquely identifying a desired file or other digital asset. The silo knows to store the descriptor file because the descriptor file matches the descriptor file identifier previously seen by the silo and added to its silo request list. In other words, the silo may recompute the cryptographic hash function for the received descriptor file to produce a new descriptor file identifier. If this new identifier is the same as the original descriptor file identifier then there is positive verification.

[**0042**] As noted above, silos may add all identifiers to their silo request lists or may add only identifiers according to some specified criteria. Criteria may include the number of requests seen for the asset, a priority flag, order in which received, and the identity of the client requesting the asset. The silo then determines whether to add the individual assets from the list to its silo request list according to whichever scheme is being used. For the purpose of this example, it will be assumed that silo **222** is configured to immediately add at least some of the assets from the received file list to its silo request list. Thus, the asset content identifiers for these assets are added to the silo request list.

[**0043**] After receiving the descriptor file containing asset content identifiers, first e-CLIP recipient **212** broadcasts a request over the network for the assets in the descriptor file by broadcasting the asset content identifiers. The request for assets in the file list is received by both the silo and the e-CLIP sender. Upon receiving the request for the assets in the descriptor file, the silo can respond to the request if it has stored the assets or parts of the assets. A process for determining whether the silo responds to an asset request is detailed below in **FIG. 7**.

[**0044**] Assuming for this example that the silo does not have any of the assets requested by the first e-CLIP recipient, the silo would not be able to respond to the request. By monitoring broadcast traffic, the e-CLIP sender can determine that the request was not answered by a silo. The e-CLIP sender then determines that it should itself respond to the request in order for assets to be transferred to the first e-CLIP recipient. Assuming that it has the assets, the e-CLIP sender then broadcasts the assets and the assets are received by both the silo and the e-CLIP recipient. The silo then adds those asset to its storage that are included on the silo request list.

[**0045**] It is advantageous to have the silo intercept the requested descriptor file, add the assets in the descriptor file to its silo request list, and then store those assets in memory when those assets are broadcast over the network by a sender. In particular, it is advantageous when the e-CLIP sender (which may be a remote system not on the local network) decides to send the same e-CLIP to a second e-CLIP recipient. When e-CLIP sender **202** sends the same e-CLIP to a second e-CLIP recipient **232**, the second e-CLIP recipient broadcasts a request over the network using the descriptor file identifier identified in the e-CLIP. This is a request for the descriptor file uniquely identified by the descriptor file identifier.

[**0046**] Silo **222** receives this request as does e-CLIP sender **202**. The silo has already stored the descriptor file corresponding to the descriptor file identifier; thus, the silo can respond to the second e-CLIP recipient with the descriptor file. The e-CLIP sender sees that the silo has responded to the request, thus the e-CLIP sender need not respond. Upon receiving the descriptor file, the second e-CLIP recipient then proceeds to request the assets on the descriptor file's list by again broadcasting over the network the asset content identifiers from the descriptor file. Both the silo and the e-CLIP sender receive the request; the silo is able to respond to the request for those assets because the silo had previously intercepted and stored those assets when they were sent from the e-CLIP sender to the first e-CLIP recipient.

[**0047**] Because silo **222** responds to the request for assets, e-CLIP sender **202** need not respond to the request by sending assets to the second e-CLIP recipient. In fact, it is possible that the e-CLIP sender might have deleted some of the assets from its data storage and may not even have the asset locally available when the e-CLIP is sent to the second e-CLIP recipient. Or, the e-CLIP sender may be engaged sending to thousands of machines the same data. By simply having the descriptor file identifier and knowing that it corresponds to the assets that the e-CLIP sender would like to send to the second e-CLIP recipient, the e-CLIP sender can transfer those assets, so long as they are located somewhere on a silo in the network. This arrangement relieves the e-CLIP sender from having to permanently store all the assets it needs to send, and from having to send those assets itself. It also provides more efficient local delivery of the requested data. Data may come from a silo, from prior

e-CLIP recipients whose download is already completed, from the local network, or from another more efficient source.

[0048] Using this scheme, data is stored and made available to clients on the network that require data without requiring all clients to access a particular server that has the data. Neither is it required that data be selected and stored on a particular server according to a prearranged plan for making that data available. Nor is it required for the address of a particular server to be made known so that clients may access the server. Instead, silos on the network monitor data sent across the network and determine which data should be stored in a silo, thus making the data readily available to clients on the network. The scheme described provides a true serverless network with distributed data storage. As will be described below, silos may be added for storage either serially or in parallel. Because unique identifiers such as cryptographic hash file identifiers are used, a digital asset may be obtained from any location where it has been stored and the integrity of the contents may be verified without the danger of obtaining an incorrect version of an asset.

[0049] **FIG. 3** is a block diagram of silo **222** configured to receive asset content identifiers broadcast over the network, to obtain the identified assets, and to provide those assets in response to requests from devices on the network. Silo **222** includes a network interface **302** that is connected to the network and that can receive and send broadcasts or point-to-point messages over the network. Network interface **302** is connected to an asset collector **304** and an asset supplier **306**. The asset collector functions to receive data or parts of assets over the network and to determine when those assets should be transferred to storage. In addition, the asset collector may determine when to request assets which are needed. Asset collector **304** is described in more detail in **FIGS. 6 and 7**.

[0050] Asset supplier **306** keeps track of assets that are included in storage **312** and determines when those assets should be received over the network in response to an asset request. Asset supplier **306** is described in more detail in **FIG. 8**. Asset collector **304** uses a desired list of cryptographic hash descriptor asset identifiers that is a silo request list **308**. The silo request list is a list stored in memory of assets that should be collected or obtained. The silo request list includes asset identifiers received over the network by the silo that the silo has determined correspond to assets that should be obtained. An asset identifier processor **310** is used to generate asset identifiers for assets obtained by asset collector **304** and stored in asset storage **312**. The purpose of processor **310** is to verify that the assets obtained from the network match the asset identifier from the silo request list. Assets may be quarantined by asset identifier processor **310** prior to placing them in asset storage. That is, processor **310** may require that an asset identifier for an obtained asset be verified before placing the entire asset in asset storage or before providing the asset to a requester on the network. Asset collector **304** uses asset identifier processor **310** to determine when an asset has been verifiably received and when that asset should be removed from the silo request list.

Parallel and Serial Silos

[0051] Multiple silos on a network may be configured in parallel so that different silos store the same information. Thus, when an asset is requested by a client, that information may be provided by any of the silos which happen to have the asset. In one embodiment, the silo that responds to a request is selected simply by allowing the silo which is able to respond first be the one that responds to the asset request. In this manner, the silo that can most quickly give the information is allowed to do so; when other silos that also have the information see that the request has been responded to, they need not respond. In this embodiment, the silo that responds first is allowed to fulfil the asset request. The silo might respond first because it is the closest, because it is least loaded with requests at the time, or because of some other reason. In other embodiments, other ways of balancing loads between parallel silos may be used. For example, silos may have a hierarchical structure where certain silos are given the opportunity to respond within a certain period of time; after that time expires, other silos are allowed to respond. The parallel silo scheme lends itself to a large amount of flexibility in determining which silo responds to a given request and how much redundancy of stored information is provided.

[0052] Silos may also be configured in a serial manner. In one embodiment, this is done by simply implementing a selection rule for the asset identifiers that a given silo may add to its silo request list. For example, the number that represents the asset identifier for a particular asset could simply be divided modulo the number of silos available. The remainder after the modulus operation is noted. Each silo (or group of silos) would add only those assets to its silo request list whose asset list identifiers leave a certain remainder.

[0053] For example, consider four silos connected serially. One silo is assigned to store assets whose asset identifiers compute to a remainder of 0 modulo 4, another silo is assigned to store assets whose asset identifiers compute to a remainder of 1 modulo 4, one silo is assigned to store assets whose asset identifiers compute to a remainder of 2 modulo 4, and the last silo is assigned to store assets whose asset identifiers compute to a remainder of 3 modulo 4.

[0054] In the embodiment described, since the asset identifiers are determined by the cryptographic hash function, the remainders that correspond to each of the asset identifiers should be evenly distributed. In addition, it is possible to assign more than one remainder to a given silo or a group of parallel silos, thus, a silo with a large capacity can be configured to store a greater proportion of assets than a smaller silo.

Obtaining Assets on the Silo Request List

[0055] Once asset identifiers are added to a silo's request list, the silo may obtain the assets either actively or passively. To obtain the assets passively, the silo simply monitors network traffic for file segments that correspond to a descriptor file identifier that is on the silo request list. When such a segment is received, the silo stores the segment in BLOB storage and notes that it has been received. In active mode, the silo cycles through the silo request list and requests assets from the network that have not yet been received. For example, consider an asset identifier added at the bottom of the silo request list. While other assets above it are being requested, most or all of that bottom asset may be received passively as a result of a request from another network device. If the entire asset is received and the asset

identifier is verified, then that asset identifier may be removed from the silo request list before it reaches the top. Alternatively, the asset identifier may reach the top of the silo request list and the silo may request all of the asset or just the parts of the asset that have not yet been received.

[**0056**] The rate or number of active requests made by the silo may be adjusted according to the amount of broadcast traffic observed on the network. Thus, the amount of bandwidth budgeted for silos to perform their asset collecting and archiving function may be adjusted so that performance for other traffic on the network is not degraded. Thus, each silo may check the level of broadcast traffic before it begins sending broadcast requests for assets or asset segments. If the network is particularly busy, then silos may hold their requests until the network becomes less busy. Thus, silos may perform their archiving tasks in an unobtrusive manner as network bandwidth becomes available. In addition, as mentioned before, the time that a silo waits before responding to a broadcast asset request may also be adjusted. A silo may respond only after other silos have failed to respond, or may wait in order to limit the amount of broadcast network bandwidth used by the silos.

Data Structures

[**0057**] Certain data structures are defined for the purpose of facilitating silos requesting and providing assets. **FIG. 4** is a block diagram illustrating the structure of an asset request generated by a silo to obtain part of a missing asset. A request **450** includes an asset identifier **452**, a sequence number **454**, and a chunk size **456**. The asset identifier is obtained from the descriptor file. The sequence numbers are generated by the importer based on the size of the asset segments that it will request. The asset segment size is specified by the importer in certain embodiments. It should be noted that in other embodiments the segment size is specified by the system and is not changeable by individual importers. A data packet **460** that carries a segment includes an asset identifier **462**, a sequence number **464**, and data **466** which represents the asset segment. The length of the data corresponds to the length of the segment size specified in request **450**. Thus, incoming asset segments can be ordered according to their sequence number and the data in the asset can be recovered from the ordered segments once all of the asset segments have been received.

[**0058**] **FIG. 5** is a diagram illustrating the structure of a descriptor file **400**. The particular descriptor file shown uses a "hyperfile" modeling language (HFML) to describe the structure of the directories containing assets as well as the assets themselves. A HFML is described in the provisional patent application referenced above. The syntax of the modeling language used in discussions of this invention are derived from the specifications for the eXtensible Markup Language (XML), standardized by the World Wide Web Consortium (W3C) and the Internet Engineering Task-Force (IETF) to adopt a generally accepted standard. In general, it should be noted that implementation of an e-CLIP is not restricted to a descriptor file written in this syntax. An HFML derived from XML is preferably used because it is readily parsed and can be used to generate a tree-structured directory of the assets and keys contained in the descriptor file.

[**0059**] The first item in descriptor file **400** is a folder **402**. A folder name **404** as well as a time stamp **406** is included in folder **402**. Folder **402** matches up with an end folder tag **408** that marks the end of folder **402**. Nested inside of folder **402** is a first nested folder **412**. Folder **412** includes a folder name **414** and a time stamp **416**. A file **422** is included inside of folder **412**. File **422** includes a file name **424**, a time and date stamp **426**, a size **428**, and a cryptographic hash asset identifier **430** generated by the MD5 algorithm and represented as a 27-character string. Likewise, folder **412** also includes a file **432**. File **432** includes a file name **434**, a time and date stamp **436**, a size **438**, and a cryptographic hash asset identifier **440**. Folder **412** matches with an end folder tag **419**.

[**0060**] It should be evident that an arbitrary number of folders can thus be represented and nested within other folders as desired, so that an arbitrary tree-shaped directory can be specified with an arbitrary number of files specified in each of the folders of the directory. In other words, the cryptographic hash descriptor asset identifier of the descriptor file functions as a "key to a box of keys." Each of the keys within the box may itself be a key to yet another box of keys. Each of the assets may include a file name and meta data as desired plus a cryptographic hash asset identifier that uniquely identifies the asset based on the content of the asset. In some embodiments, the cryptographic hash asset identifier is the only identifier for the asset; in other embodiments a conventional file name is also associated with the asset (if appropriate).

[**0061**] Thus, it will be appreciated that when the descriptor file specified by an e-CLIP is recovered (for example, after a computer crash), complete file name and directory information for files that are specified by the e-CLIP is obtained. One technique of using an e-CLIP is described in U.S. patent application Ser. No. _____ (Attorney Docket No. WRSHP002) referenced above.

Flow Diagrams

[**0062**] **FIG. 6** is a process flow diagram illustrating a process running on asset collector **304** in silo **222** for monitoring the network and collecting asset identifiers that should be stored. In step **502** the silo enters a state where it monitors broadcast traffic. When an asset identifier is received, control is transferred to step **504** and the asset collector checks a list of known identifiers to determine whether or not the asset identifier has already been seen. If the identifier is a known identifier, then control is transferred back to step **502** and the asset collector continues to monitor broadcast traffic. If the identifier is not a known identifier, then control is transferred to step **506** and the asset collector checks the file identifier using its selection rule (if the silos are serially configured). Alternatively, steps **504** and **506** may also be performed in reverse order.

[**0063**] If the asset identifier matches the selection rule in step **506**, then control is transferred to step **508** and the asset identifier is added to the silo request list. After the asset identifier is added to the silo request list and the asset identifier is added to the List of Known Identifiers in step **510**, the asset collector begins collecting segments of the asset as those segments are received over the network. If, however, the asset does not match the selection rule in step **506** then control is transferred back to step **502**. In this fashion, a silo automatically, collects asset that are transmitted over the network. In embodiments where silos are not

connected in series then a selection rule might not be used. In this case, step **506** may either be skipped or the selection rule may simply be defined as selecting all asset identifiers that are in the correct form. In addition, it should be noted that in some embodiments, assets are not added to the silo request list unless they have been seen a certain number of times. In such instances, a count of the number of times that an asset identifier has been seen is maintained, and an extra step is used to determine whether the number of times that the asset has been seen exceeds a defined number of times. In some embodiments all asset list identifiers that represent descriptor assets are automatically added to a silo request list regardless of any criteria such as a selection rule or a number of times that an asset identifier should be seen. The purpose of always adding such descriptor file identifiers is to be able to determine which assets are included in the descriptor file so that the nested assets represented within it may be added to the silo request list if appropriate.

[**0064**] In addition to monitoring the network and determining the asset identifiers that should be added to its silo request list, file collector **304** also monitors network traffic to obtain files identified by the asset identifiers in its silo request list.

[**0065**] **FIG. 7** is a flow chart illustrating a process for retrieving an asset from the network implemented by asset collector **304**. In step **602** the asset collector enters a state of listening to broadcast traffic on the network. When an asset segment is detected that corresponds to an asset identifier on the silo request list, control is transferred to step **604** and the asset segment is stored.

[**0066**] In step **606** it is determined whether the asset corresponding to the asset segment is complete. If it is not complete, then the asset collector resumes listening to broadcast traffic. If the asset is complete, then control is transferred to step **608** and it is verified that the asset identifier corresponds to a cryptographic hash of the asset. If the asset identifier is not verified, then control is transferred to an error handler in step **610**. If the asset identifier is verified, then control is transferred to step **620** and the asset identifier is removed from the silo request list. It should be noted that in some embodiments, it is determined before step **604** whether the asset segment has been seen before storing it. In other embodiments, the asset segment is simply stored and overwrites any asset segments that had been previously received and stored.

[**0067**] Next, in step **630** the file collector checks whether the file is a descriptor file. If the file is a descriptor file, then control is transferred to step **632** and the file is read. If the file is not a descriptor file, then the asset collector continues to monitor broadcast traffic. After the descriptor file is read in step **632**, control is transferred to step **634** and the file names within the descriptor file are added to the silo request list if those files meet the selection rule implemented on the silo.

[**0068**] Thus, the process shown in **FIG. 7** enables file collector **304** to get asset segments from the network that correspond to asset identified by asset identifiers on its silo request list. Once the asset is assembled segment by segment to include all of the segments of the asset, then the asset identifier is checked. Once the asset identifier is checked, there is a high degree of confidence that the asset has been received intact and the asset can then be removed from the silo request list. In addition, as noted above, the asset collector is continually cycling through its silo request list and checking whether there are assets in the silo request list that should be requested.

[**0069**] The determination that an asset should be requested can be made in a number of ways. In one embodiment, the determination is made when the asset has been on the silo request list a certain period of time. This determination may be affected by the amount of broadcast traffic on the network. That is, if broadcast traffic is low and bandwidth is readily available, the asset collector may broadcast requests for assets on the silo request list after a very short period of time or simply when those assets come to the top of the silo request list. When broadcast traffic on the network is heavy, the asset collector may hold off from broadcasting requests for assets until more bandwidth is available. Also, the asset collector may adjust the rate or number of its broadcast requests according to the amount of broadcast traffic detected. Once the asset collector has placed a verified asset in file storage **312**, asset supplier **306** can respond to requests for the asset over the network.

[**0070**] **FIG. 8** is a flow chart illustrating a process implemented on asset supplier **306** for determining whether to send a response and for sending a response. In step **702** the asset supplier enters a state of monitoring broadcasts for assets over the network. When a request for an asset is received, control is transferred to step **704** and the asset supplier determines if a response to the request has already been sent. If a response has already been sent, then the asset supplier resumes monitoring broadcast requests. If a response has not already been sent on the network by another source, then control is transferred to step **706** where the asset supplier determines whether to send a response.

[**0071**] The determination of whether to send a response may include a number of factors. A response should only be sent if at least part of the asset has been received by the silo. In some embodiments, silos send segments of assets that they have received regardless of whether they have received the whole asset or have verified the asset identifier. More preferably, silos only send responses to requests for which they have obtained the entire asset and have verified the contents of the asset. Also, a silo connected in parallel with other silos (or a backup silo) may have a specified delayed time to wait before beginning to send a response to an asset request, thus allowing another silo the first opportunity to send the asset. Other factors such as the identity of the requesting machine or the network of the requesting machine may be considered in determining whether to send a response. If it is determined to send a response, then in step **708** the asset requested is sent by asset supplier **306** to the requesting entity.

[**0072**] As described above, several silos may respond to an asset request and the first silo to respond may be chosen as the one to actually provide the data; the other silos defer to the first silo when they see its response. In another embodiment that uses multiple silos, silos do not initially respond to asset requests by sending the asset. Instead, silos send a bid. The bid includes the identity of the silo as well as information that relates to the silo's ability or suitability to respond to the request. For example, the silo's speed, cost of information, current load, etc., may be sent. Then, an agent selects the best silo to use and directs a specific request

to that silo. In this manner, a market is set up for providing information and the best silo is selected.

[0073] Thus, it has been shown how a group of silos may be included on a network to provide assets requested by network devices or clients on the network. The silos may be connected in series so that silos respond only to certain requests, or may be connected in parallel so that any silo can respond to any request. In addition, the asset collecting function of the silos may be adjusted so that silos do not use an excessive amount of network bandwidth to collect the assets that they are to provide. The amount of bandwidth taken by the silos may be adjusted according to a detected amount of network traffic. This may be done by obtaining information from a network, from an enterprise management system or from network hardware used in the system. In this manner, a distributed architecture for automatic asset storage and retrieval has been disclosed.

Computer System Embodiment

[0074] **FIGS. 9 and 10** illustrate a computer system **900** suitable for implementing embodiments of the present invention. **FIG. 9** shows one possible physical form of the computer system. Of course, the computer system may have many physical forms ranging from an integrated circuit, a printed circuit board and a small handheld device up to a huge super computer. Computer system **900** includes a monitor **902**, a display **904**, a housing **906**, a disk drive **908**, a keyboard **910** and a mouse **912**. Disk **914** is a computer-readable medium used to transfer data to and from computer system **900**.

[0075] **FIG. 10** is an example of a block diagram for computer system **900**. Attached to system bus **920** are a wide variety of subsystems. Processor(s) **922** (also referred to as central processing units, or CPUs) are coupled to storage devices including memory **924**. Memory **924** includes random access memory (RAM) and read-only memory (ROM). As is well known in the art, ROM acts to transfer data and instructions uni-directionally to the CPU and RAM is used typically to transfer data and instructions in a bi-directional manner. Both of these types of memories may include any suitable of the computer-readable media described below. A fixed disk **926** is also coupled bi-directionally to CPU **922**; it provides additional data storage capacity and may also include any of the computer-readable media described below. Fixed disk **926** may be used to store programs, data and the like and is typically a secondary storage medium (such as a hard disk) that is slower than primary storage. It will be appreciated that the information retained within fixed disk **926**, may, in appropriate cases, be incorporated in standard fashion as virtual memory in memory **924**. Removable disk **914** may take the form of any of the computer-readable media described below. CPU **922** is also coupled to a variety of input/output devices such as display **904**, keyboard **910**, mouse **912** and speakers **930**. In general, an input/output device may be any of: video displays, track balls, mice, keyboards, microphones, touch-sensitive displays, transducer card readers, magnetic or paper tape readers, tablets, styluses, voice or handwriting recognizers, biometrics readers, or other computers. CPU **922** optionally may be coupled to another computer or telecommunications network using network interface **940**. With such a network interface, it is contemplated that the CPU might receive information from the network, or might output information to the network in the course of performing the above-described method steps. Furthermore, method embodiments of the present invention may execute solely upon CPU **922** or may execute over a network such as the Internet in conjunction with a remote CPU that shares a portion of the processing.

[0076] In addition, embodiments of the present invention further relate to computer storage products with a computer-readable medium that have computer code thereon for performing various computer-implemented operations. The media and computer code may be those specially designed and constructed for the purposes of the present invention, or they may be of the kind well known and available to those having skill in the computer software arts. Examples of computer-readable media include, but are not limited to: magnetic media such as hard disks, floppy disks, and magnetic tape; optical media such as CD-ROMs and holographic devices; magneto-optical media such as floptical disks; and hardware devices that are specially configured to store and execute program code, such as application-specific integrated circuits (ASICs), programmable logic devices (PLDs) and ROM and RAM devices. Examples of computer code include machine code, such as produced by a compiler, and files containing higher level code that are executed by a computer using an interpreter.

[0077] Although the foregoing invention has been described in some detail for purposes of clarity of understanding, it will be apparent that certain changes and modifications may be practiced within the scope of the appended claims. For example, any number of silos may be present on a network and may be configured in different ways. A silo may be implemented on any suitable computing device. An e-CLIP may be used to transmit a unique representation of an asset or of a list of assets, or any other suitably unique identifier may be used. A recipient or client on a network may also function as a silo. A silo may be implemented in many ways, and not necessarily exactly as described. The implementation of a silo request list and its priority of assets can be performed in different ways. A descriptor file may take other forms than that shown, and may include solely asset identifiers, or may also include meta data. Accordingly, the present embodiments are to be considered as illustrative and not restrictive, and the invention is not to be limited to the details given herein, but may be modified within the scope and equivalents of the appended claims.

1. A method of storing a digital asset in a data repository for the purpose of providing efficient access to the data over a network, said method comprising:

receiving a broadcast cryptographic hash descriptor file identifier;

determining whether the broadcast cryptographic hash descriptor file identifier is a known cryptographic hash descriptor file identifier;

adding the broadcast cryptographic hash descriptor file identifier to a list of desired broadcast cryptographic hash descriptor file identifiers;

receiving a digital asset identified by the broadcast cryptographic hash descriptor file identifier;

generating a generated cryptographic hash descriptor file identifier from the assembled asset; and

verifying that the generated cryptographic hash descriptor file identifier matches the broadcast cryptographic hash descriptor file identifier.

2. A method as recited in claim 1 wherein adding the broadcast cryptographic hash descriptor file identifier includes:

determining the number of times the broadcast cryptographic hash descriptor file identifier has been received; and

determining whether to add the cryptographic hash descriptor file identifier to said list based upon said number of times.

3. A method as recited in claim 1 wherein receiving a digital asset identified by the transmitted cryptographic hash descriptor file identifier includes:

receiving portions of said asset identified by the transmitted cryptographic hash descriptor file identifier at different times; and

assembling the portions of the asset into the complete asset.

4. A method as recited in claim 3 further comprising:

sending a broadcast request for portions of assets that have not been obtained.

5. A method as recited in claim 4 further comprising:

determining an amount of broadcast traffic on a local network; and

determining whether to send the broadcast request based on the amount of broadcast traffic on the local network.

6. A method as recited in claim 1 further comprising:

quarantining the asset while verifying that the generated cryptographic hash descriptor file identifier matches the broadcast cryptographic hash descriptor file identifier.

7. A method as recited in claim 1 wherein a plurality of data repositories configured serially are present on said network, said method further comprising:

comparing the cryptographic hash descriptor file identifier to a selection rule; and

determining whether to add the broadcast cryptographic hash descriptor file identifier to a list of desired broadcast cryptographic hash descriptor file identifiers based on said selection rule.

8. A method as recited in claim 1 wherein said received asset is a descriptor file, said method further comprising:

opening the descriptor file to obtain a list of asset identifiers; and

adding the list of asset identifiers to the list of desired broadcast cryptographic hash descriptor file identifiers.

9. A method as recited in claim 1 further comprising:

storing said received asset in said data repository; and

responding to a network request from a network device for said stored asset by broadcasting the stored asset.

10. A method as recited in claim 1 further comprising:

responding to a network request from a network device for a stored digital asset by broadcasting portions of the stored asset; and

broadcasting portions of the stored file before the entire asset is received at the data repository.

11. A data repository on a network comprising:

an asset collector operative to

receive a broadcast cryptographic hash asset identifier,

add the broadcast cryptographic hash asset identifier to a list of desired broadcast cryptographic hash asset identifiers,

receive an asset identified by the broadcast cryptographic hash asset identifier,

verify the identity of the asset by generating a generated cryptographic hash asset identifier from the assembled asset, and

compare the generated cryptographic hash asset identifier to the broadcast cryptographic hash asset identifier;

an asset storage memory for storing the received asset; and

an asset supplier for supplying the file to a network device that requests the asset.

12. A method of selectively storing data in a data repository and providing stored data from a data repository over a network, said method comprising:

receiving a broadcast cryptographic hash digital asset identifier;

determining whether the broadcast cryptographic hash asset identifier corresponds to a received asset that is stored in the data repository;

adding the broadcast cryptographic hash descriptor file identifier to a list of desired broadcast cryptographic hash descriptor file identifiers if the broadcast cryptographic hash asset identifier does not correspond to a received asset that is stored in the data repository; and

broadcasting the received asset that is stored in the data repository if the broadcast cryptographic hash asset identifier corresponds to a received asset that is stored in the data repository.

13. A method of deleting a digital asset in a data repository comprising:

receiving a broadcast cryptographic hash descriptor file identifier;

adding the broadcast cryptographic hash descriptor file identifier to a list of file to be deleted;

comparing the cryptographic hash asset identifier to a generated cryptographic hash asset identifier that represents a known asset in an asset list; and

deleting the known asset from the asset.

* * * * *