US007660868B1

(12) **United States Patent**
Kembel et al.

(10) **Patent No.: US 7,660,868 B1**
(45) **Date of Patent: *Feb. 9, 2010**

(54) **APPARATUS AND METHOD FOR INTERACTING WITH INTERNET CONTENT VIA ONE OR MORE APPLICATIONS THAT DO NOT INCLUDE NATIVE WEB BROWSING NAVIGATION CONTROL FEATURES**

(76) Inventors: **John Albert Kembel**, 2334 Williams St., Palo Alto, CA (US) 94306; **George Andrew Kembel**, 1045 Santa Cruz Ave., Apt. F, Menlo Park, CA (US) 94025; **Daniel S. Kim**, 408 Pepper Ave., Palo Alto, CA (US) 94306; **John Russell**, 605 Colorado Ave., Palo Alto, CA (US) 94306; **Jake Wobbrock**, 1091 Tanland Dr., #201, Palo Alto, CA (US) 94303; **Geoffrey S. Kembel**, 1045 Santa Cruz Ave., Apt. F, Menlo Park, CA (US) 94025; **Jeremy L. Kembel**, 213 Fulton St., Palo Alto, CA (US) 94301; **Lynn D. Gabbay**, 1249 Lakeside Dr., #1064, Sunnyvale, CA (US) 94085

(*) Notice: Subject to any disclaimer, the term of this patent is extended or adjusted under 35 U.S.C. 154(b) by 0 days.

This patent is subject to a terminal disclaimer.

(21) Appl. No.: **09/558,925**

(22) Filed: **Apr. 26, 2000**

Related U.S. Application Data

(60) Provisional application No. 60/131,083, filed on Apr. 26, 1999, provisional application No. 60/131,115, filed on Apr. 26, 1999, provisional application No. 60/131,114, filed on Apr. 26, 1999, provisional application No. 60/176,687, filed on Jan. 18, 2000, provisional application No. 60/176,699, filed on Jan. 18, 2000.

(51) **Int. Cl.**
G06F 15/16 (2006.01)
G06F 3/00 (2006.01)

(52) **U.S. Cl.** **709/217**; 715/745

(58) **Field of Classification Search** 209/217, 209/219; 345/740–744, 850–855, 745; 707/10; 709/217–219; 715/745–747
See application file for complete search history.

(56) **References Cited**

U.S. PATENT DOCUMENTS

5,599,756 A 2/1997 Matsuo

(Continued)

FOREIGN PATENT DOCUMENTS

WO WO 01/80086 A2 * 10/2001

OTHER PUBLICATIONS

Morrison, Michael: XML Unleashed; Sams Publishing Dec. 21, 1999.*

(Continued)

Primary Examiner—Benjamin R Bruckart

(57) **ABSTRACT**

The invention includes a method of presenting distributable computer readable media to a user in response to a user request. The method comprises the steps of identifying a definition of a Networked Information Monitor (NIM). A NIM frame is defined for the NIM using the definition. Content is then retrieved for the NIM. Then, the content is placed in a NIM viewer defined by the frame. The invention also includes a method of altering a Networked Information Monitor (NIM). The method includes the step of receiving a message at a NIM. The message specifies a configurable feature of the NIM. The NIM is altered in accordance with the configurable feature of the message.

23 Claims, 35 Drawing Sheets

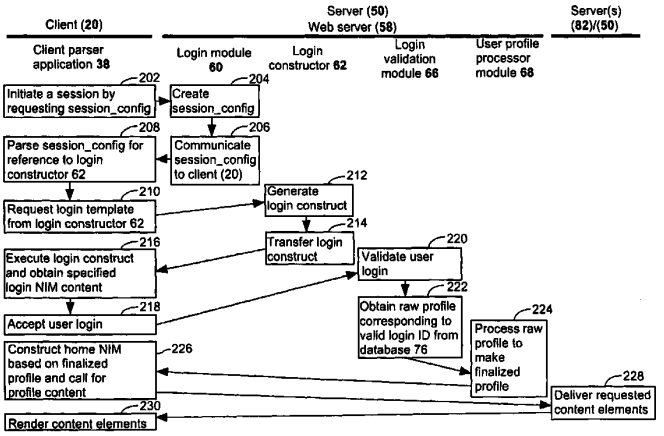

DoDots Exhibit 2015
Samsung v. DoDots - IPR2023-00701

U.S. PATENT DOCUMENTS

5,625,781	A		4/1997	Cline et al.	
5,649,186	A		7/1997	Ferguson	
5,682,511	A	*	10/1997	Sposato et al.	715/716
5,740,549	A		4/1998	Reilly et al.	705/14
5,761,662	A		6/1998	Dasan	
5,794,230	A		8/1998	Horadan et al.	
5,796,393	A		8/1998	MacNaughton et al.	
5,796,952	A		8/1998	Davis et al.	
5,801,702	A		9/1998	Dolan et al.	
5,809,248	A		9/1998	Vidovic	
5,838,906	A	*	11/1998	Doyle et al.	709/219
5,864,676	A	*	1/1999	Beer et al.	709/229
5,890,172	A		3/1999	Borman et al.	
5,893,091	A		4/1999	Hunt et al.	707/3
5,948,061	A		9/1999	Merriman et al.	
5,974,446	A		10/1999	Sonnenreich et al.	
5,977,964	A	*	11/1999	Williams et al.	345/721
5,983,227	A		11/1999	Nazem et al.	707/10
5,987,513	A		11/1999	Prithviraj et al.	
5,995,756	A		11/1999	Hermann	
6,006,252	A	*	12/1999	Wolfe	709/203
6,012,090	A		1/2000	Chung et al.	709/219
6,012,098	A	*	1/2000	Bayeh et al.	709/246
6,018,344	A		1/2000	Harada et al.	
6,026,433	A		2/2000	D'Arlach et al.	
6,065,044	A		5/2000	Ogasawara	
6,091,411	A	*	7/2000	Straub et al.	715/747
6,101,510	A		8/2000	Stone	
6,104,391	A	*	8/2000	Johnston et al.	715/745
6,133,916	A		10/2000	Bukszar et al.	
6,161,112	A		12/2000	Cragun et al.	
6,177,936	B1		1/2001	Cragun	
6,199,082	B1		3/2001	Ferrel et al.	
6,230,173	B1	*	5/2001	Ferrel et al.	715/513
6,237,030	B1	*	5/2001	Adams et al.	709/218
6,268,856	B1		7/2001	Bruck et al.	
6,275,854	B1		8/2001	Himmel et al.	
6,292,185	B1	*	9/2001	Ko et al.	715/763
6,297,819	B1	*	10/2001	Furst	709/203
6,314,451	B1	*	11/2001	Landsman et al.	709/203
6,341,305	B2		1/2002	Wolfe	
6,369,840	B1		4/2002	Barnett et al.	
6,393,407	B1		5/2002	Middleton, III et al.	
6,411,992	B1		6/2002	Srinivasan et al.	
6,418,440	B1		7/2002	Kuo et al.	
6,434,563	B1	*	8/2002	Pasquali et al.	707/10
6,460,029	B1		10/2002	Fries et al.	
6,484,149	B1		11/2002	Jammes et al.	
6,487,566	B1	*	11/2002	Sundaresan	707/513
6,537,324	B1		3/2003	Tabata et al.	
6,538,673	B1	*	3/2003	Maslov	345/853
6,549,612	B2		4/2003	Gifford et al.	
6,560,639	B1		5/2003	Dan et al.	
6,594,682	B2		7/2003	Peterson et al.	
6,681,368	B1	*	1/2004	Kawabata	715/501.1
6,691,130	B2	*	2/2004	Kawasaki et al.	707/102
6,751,606	B1		6/2004	Fries et al.	
6,784,900	B1	*	8/2004	Dobronsky et al.	345/744
6,816,880	B1	*	11/2004	Strandberg et al.	709/217
6,842,779	B1	*	1/2005	Nishizawa	715/757
7,076,737	B2	*	7/2006	Abbott et al.	715/744
2002/0089536	A1		7/2002	Dang	
2002/0091697	A1		7/2002	Huang et al.	
2002/0161879	A1	*	10/2002	Richard	709/223

OTHER PUBLICATIONS

Flanagan, David: JavaScript: the Definitive Guide, 3rd Edition; O'Reilly; Jun. 1998.*

Microsoft Computer DIctionary, Fifth Edition, 2002, Definition of "Web Browser".*

Patent Application entitled "Parallel Web Sites" U.S. Appl. No. 09/192,633, filed Nov. 16, 1998.

Alexa 1.4.1 Support Pages, 9 pgs., downloaded from www.alexa.com/support/index 1.html, Jan. 1999.

Alexa General FAQs, 4 pgs., downloaded from www.alexa.com/whatisalexa/faq.html#general, Jan. 1999.

"Custom Explorer Bars Give Sites an Edge," 2 pgs., downloaded from www.microsoft.com/Windows/le/IE5/custom.asp, Jan. 1999.

"Flexibility Across the Web", 2 pgs., downloaded from www.microsoft.com/Windows/le/IE5/choice.asp, Jan. 1999.

"Web Accessories Overview", 2 pgs., downloaded from www.microsoft.com/workshop/...er/accessory/overview/overview.asp, Jan. 1999.

"Browser Extensions Overview", 2 pgs., downloaded from www.microsoft.com/workshop/browser/ext/overview/overview.asp, Jan. 1999.

Alexa Technology, 4 pg.s, downloaded from www.alexa.com/support/technology.html, Jan. 1999.

"Creating Custom Explorer Bars and Desk Bands", 13 pgs., downloaded from www.microsoft.com/workshop/browser/ext/overview/Bands.asp, Jan. 1999.

Alexa Internet Tour, 1 pg., downloaded from www.alexa.com.whatisalexa/index.html, Jan. 1999.

"Revolutionary Ad Model", Advertise on Alexa, 1 pg., downloaded from www.alexa.com/company/advertise.html, Jan. 1999.

"The Alexa Service Appears on Your Desktop in Its Own Window", 1 pg., downloaded from www.alexa.com/tour/overview.html, Jan. 1999.

"Know More About the Sites You Visit", 1 pg., downloaded from www.alexa.com/tour/site_stats.html, Jan. 1999.

"Find Related Web Sites", 1 pg. downloaded from www.alexa.com/tour/related_links.html, Jan. 1999.

500,000 Sites and Growing, 1 pg., downloaded from www.alexa.com/tour/archive.html, Jan. 1999.

"Research Tools at Your Fingertips", 1 pg., downloaded from www.alexa.com/tour/eb.html, Jan. 1999.

"Reporting", 1 pg., downloaded from www.alexa.com/company/reporting.html, Jan. 1999.

"Alexa Internet's Related Links Integrated Into Netscape Browsers", 1 pg., downloaded from www.alexa.com/company/netscape.html, Jan. 1999.

"Demographics", 1 pg., downloaded from www.alexa.com/company/demographics.html, Jan. 1999.

"Ads Appear in the Pop-up and on the Bar", 1 pg., downloaded from www.alexa.com/company/adspecs.html, Jan. 1999.

"Alexa Why Crawl", 1 pg., downloaded from www.alexa.com/support/why_crawl.html, Jan. 1999.

GIF Image 590×329 pixels, Alexa, 1 pg., downloaded from www.alexa.com/tour/images/alexa_overview.gif, Jan 1999.

"It's X-treme!", Alexa, PC Magazine: The Best of 1998, 1 pg., downloaded from www.zdnet.com/pcmag/special/bestof98/internet5.html, Jan. 1999.

"Search While You Surf", PC Magazine: Search the Web, 1 pg., downloaded from www.zdnet.com/pcmag/features/websearch98/surf.html, Jan. 1999.

Online document; MindSpring, My Yahoo!; © MindSpring Enterprises, Inc.; http://www.mindspring.com/myyahoo/contents.htm.; Dec. 1997, pp. 1-16.

U.S. Appl. No. 09/558,922, filed Apr. 26, 2000, Kembel et al.

U.S. Appl. No. 09/558,923, filed Apr. 26, 2000, Kembel et al.

U.S. Appl. No. 09/558,924, filed Apr. 26, 2000, Kembel et al.

* cited by examiner

DoDots Exhibit 2015
Samsung v. DoDots - IPR2023-00701

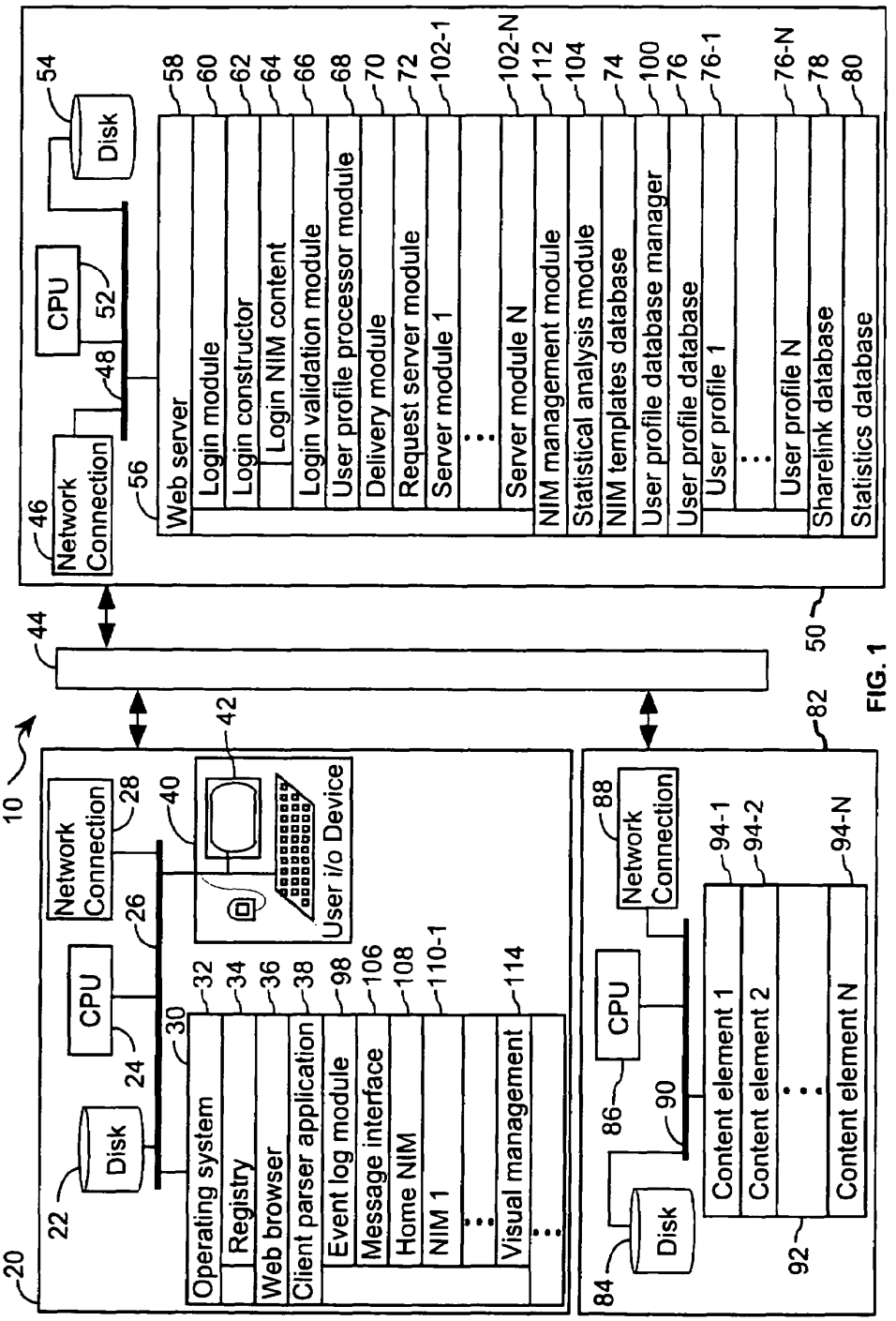

FIG. 1

DoDots Exhibit 2015
Samsung v. DoDots - IPR2023-00701

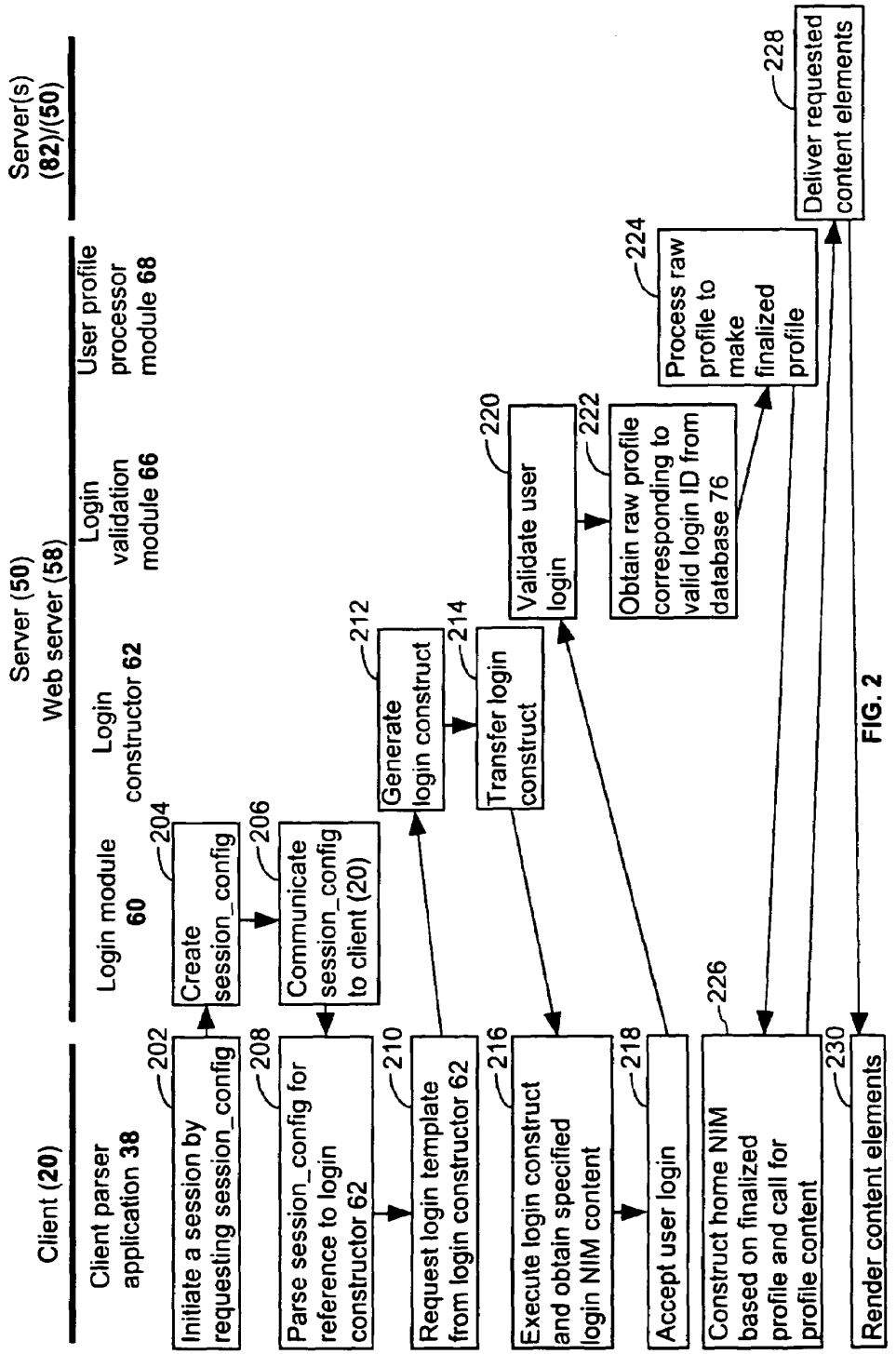

FIG. 2

DoDots Exhibit 2015
Samsung v. DoDots - IPR2023-00701


146
DoDots

FIG.3A


148
DoDots
156
158
Username
galliani
154
Password
Forgot it?
Log In
152
New User
Exit
160
150

FIG.3B



FIG. 4

DoDots Exhibit 2015
Samsung v. DoDots - IPR2023-00701

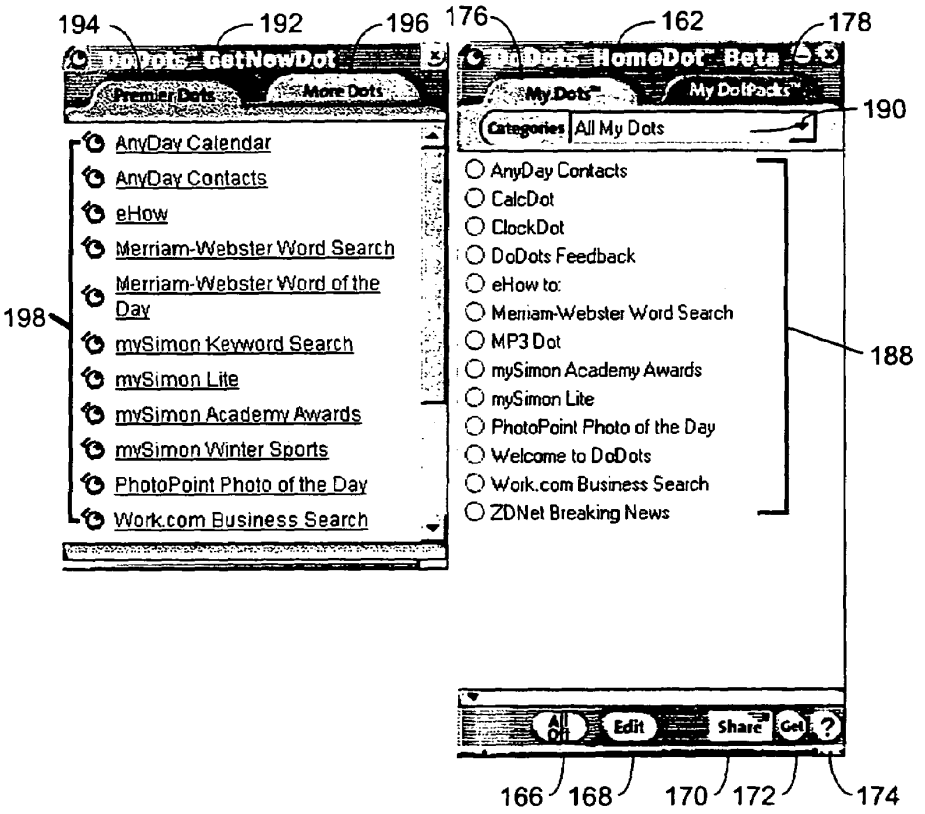

FIG. 5

DoDots Exhibit 2015
Samsung v. DoDots - IPR2023-00701

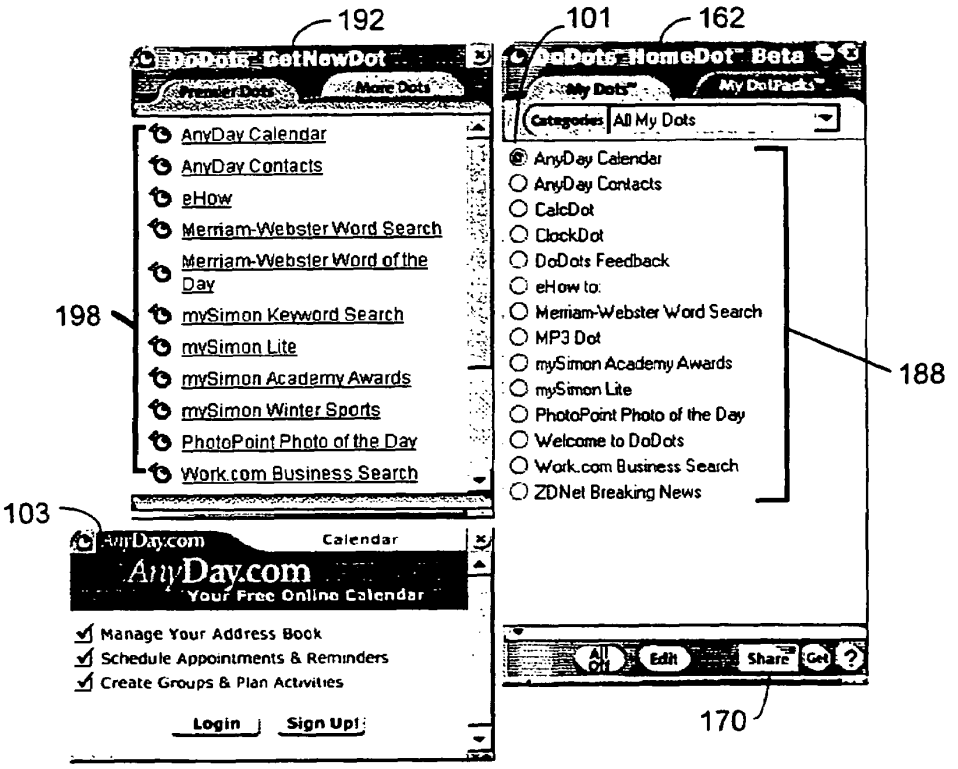

FIG. 6

DoDots Exhibit 2015
Samsung v. DoDots - IPR2023-00701

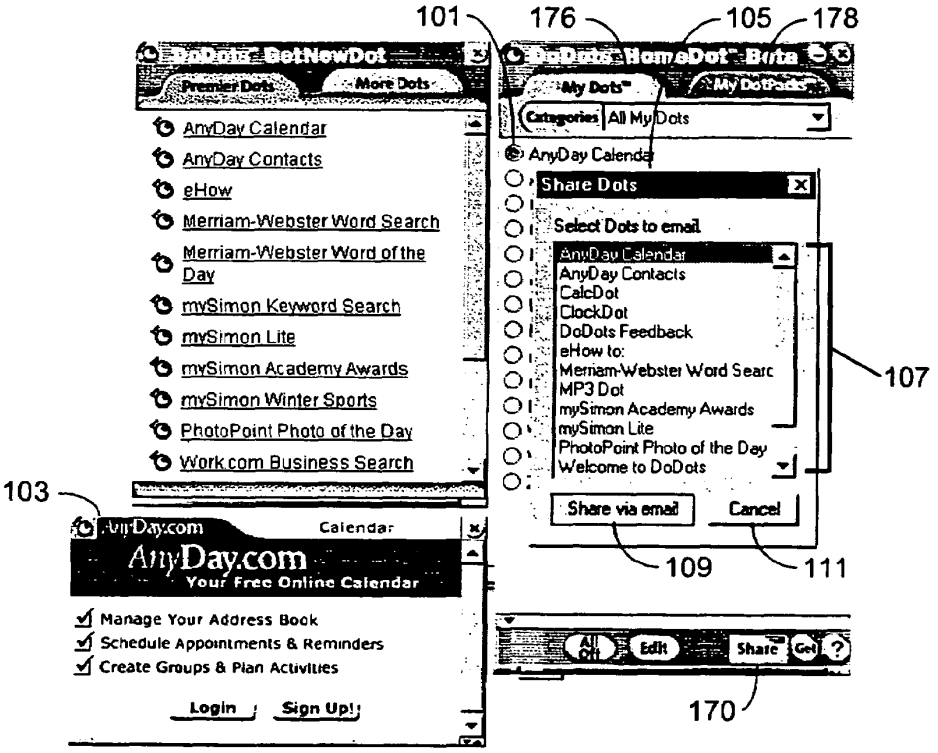
101
176
105
178
DoDots GetNewDot
Premier Dots
More Dots
AnyDay Calendar
AnyDay Contacts
eHow
Merriam-Webster Word Search
Merriam-Webster Word of the Day
mySimon Keyword Search
mySimon Lite
mySimon Academy Awards
mySimon Winter Sports
PhotoPoint Photo of the Day
Work.com Business Search
DoDots HomeDot Beta
My Dots
My DotPads
Categories
All My Dots
AnyDay Calendar
Share Dots
Select Dots to email
AnyDay Calendar
AnyDay Contacts
CalcDot
ClockDot
DoDots Feedback
eHow to:
Merriam-Webster Word Searc
MP3 Dot
mySimon Academy Awards
mySimon Lite
PhotoPoint Photo of the Day
Welcome to DoDots
107
Share via email
Cancel
109
111
103
AnyDay.com
Calendar
AnyDay.com
Your Free Online Calendar
Manage Your Address Book
Schedule Appointments & Reminders
Create Groups & Plan Activities
Login
Sign Up!
All Off
Edit
Share
Get
170

FIG. 7

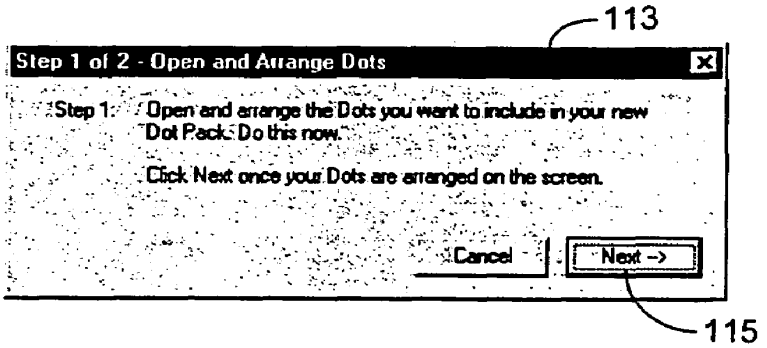

FIG. 8A

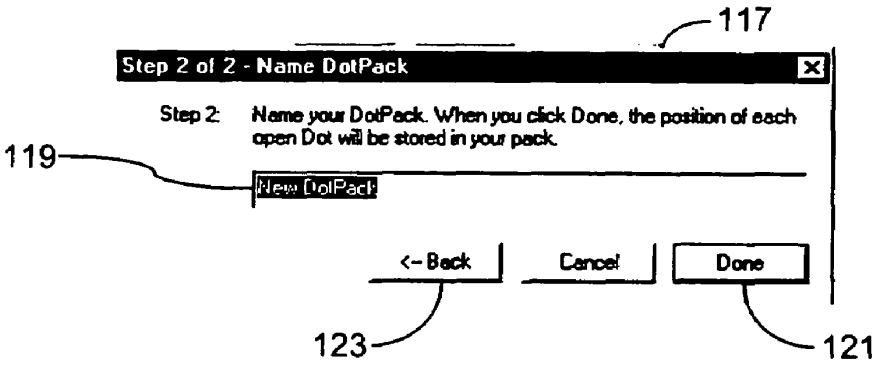

FIG. 8B

DoDots Exhibit 2015
Samsung v. DoDots - IPR2023-00701

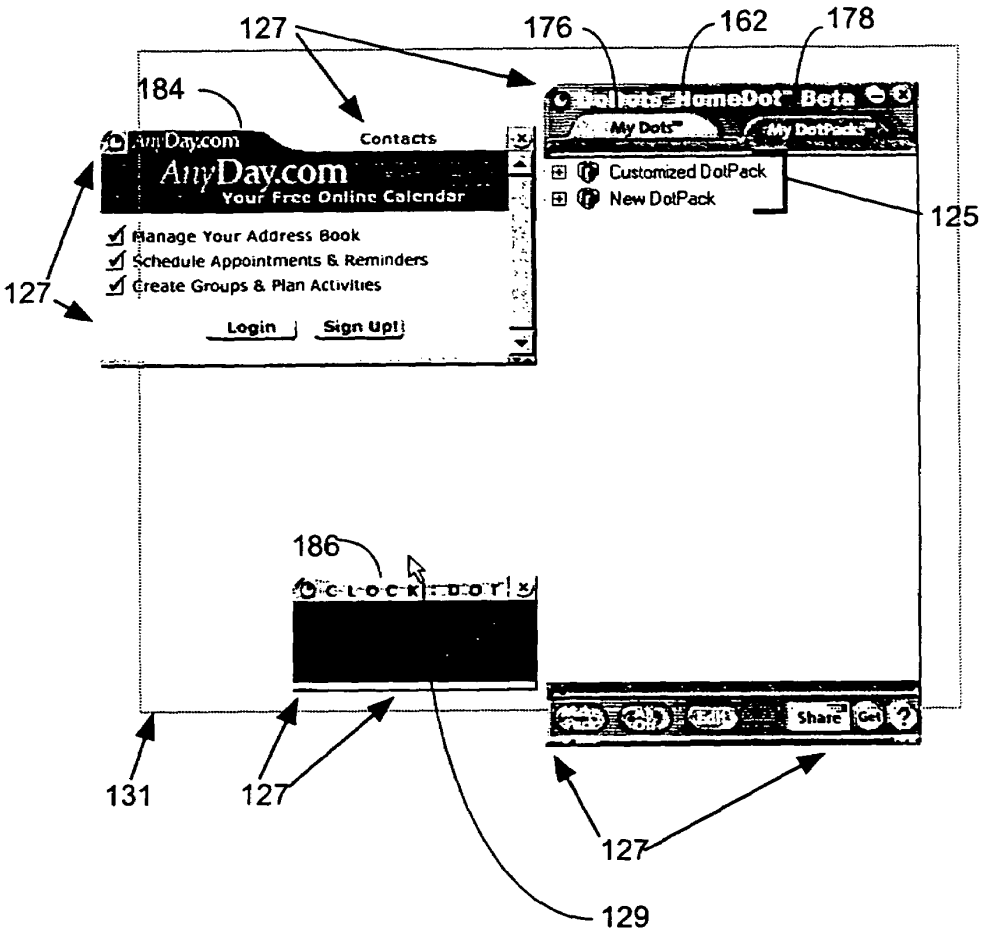

FIG. 9A

DoDots Exhibit 2015
Samsung v. DoDots - IPR2023-00701

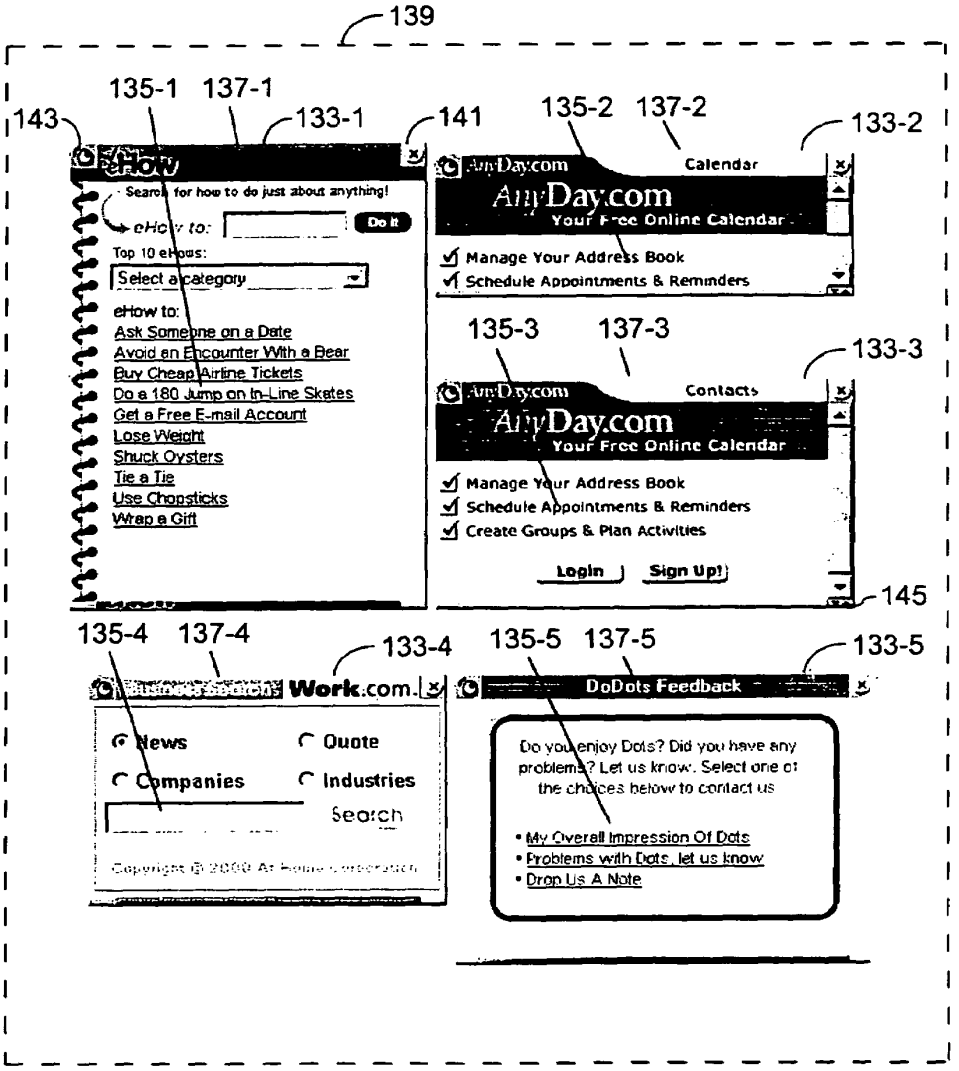
139
135-1
137-1
143
133-1
141
135-2
137-2
133-2
eHow
Search for how to do just about anything!
eHow to:
Do It
Top 10 eHows:
Select a category
eHow to:
Ask Someone on a Date
Avoid an Encounter With a Bear
Buy Cheap Airline Tickets
Do a 180 Jump on In-Line Skates
Get a Free E-mail Account
Lose Weight
Shuck Oysters
Tie a Tie
Use Chopsticks
Wrap a Gift
AnyDay.com
Calendar
AnyDay.com
Your Free Online Calendar
Manage Your Address Book
Schedule Appointments & Reminders
135-3
137-3
133-3
AnyDay.com
Contacts
AnyDay.com
Your Free Online Calendar
Manage Your Address Book
Schedule Appointments & Reminders
Create Groups & Plan Activities
Login
Sign Up!
145
135-4
137-4
133-4
Work.com
News
Quote
Companies
Industries
Search
135-5
137-5
133-5
DoDots Feedback
Do you enjoy Dots? Did you have any problems? Let us know. Select one of the choices below to contact us
My Overall Impression Of Dots
Problems with Dots, let us know
Drop Us A Note

FIG. 9B

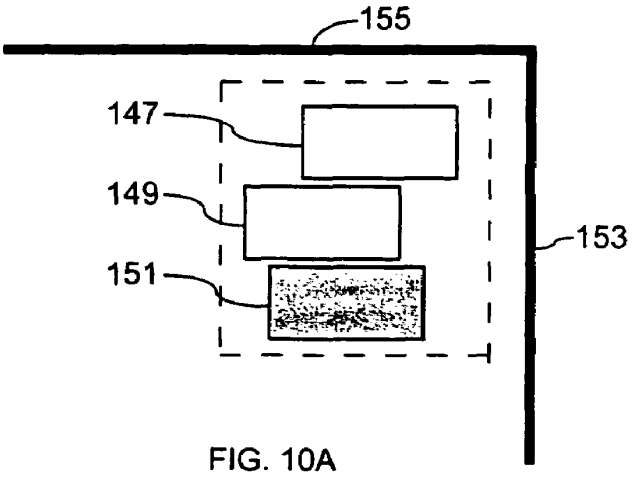

FIG. 10A

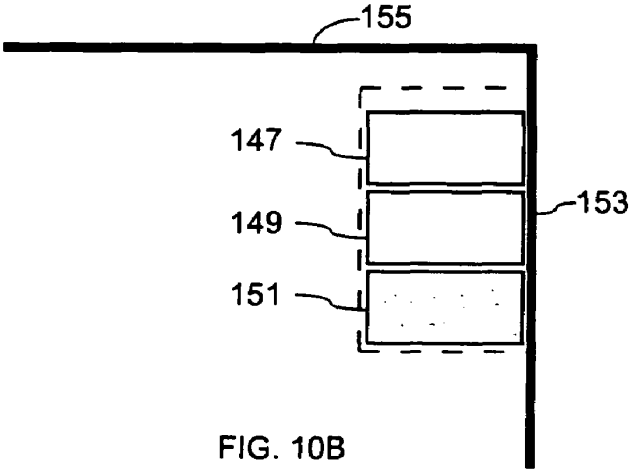

FIG. 10B

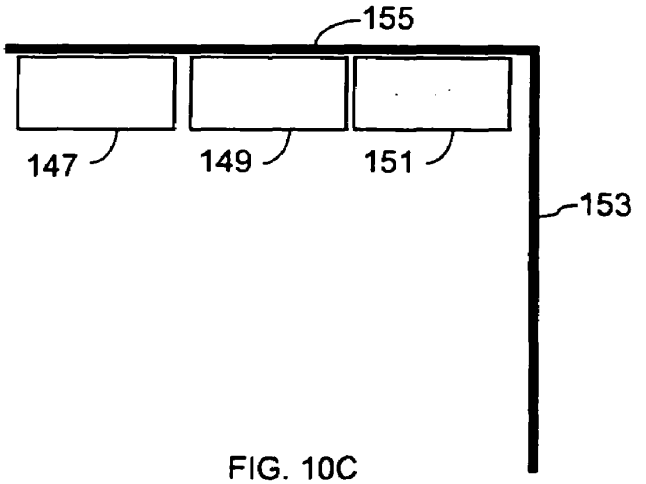

FIG. 10C

DoDots Exhibit 2015
Samsung v. DoDots - IPR2023-00701

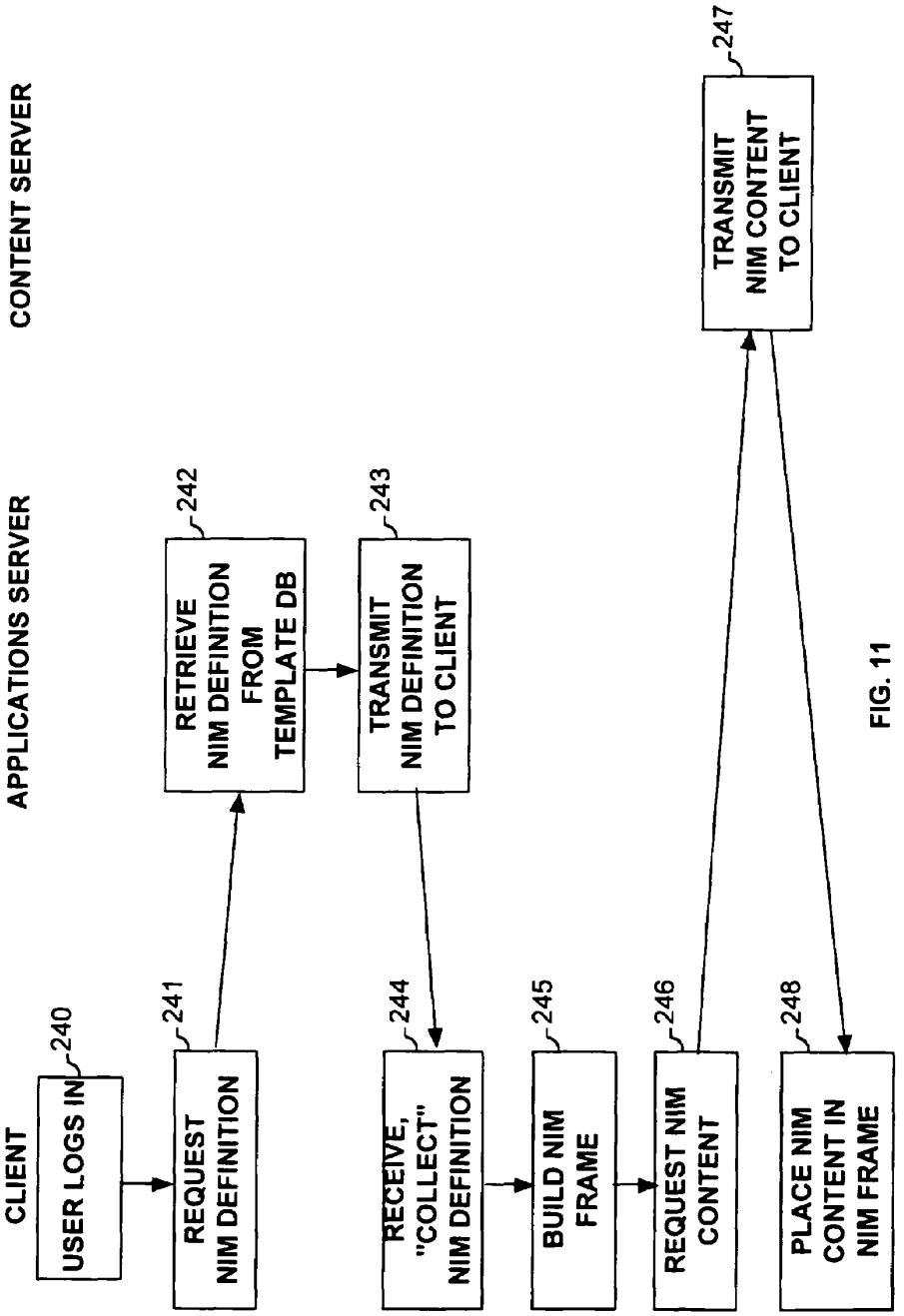

FIG. 11

DoDots Exhibit 2015
Samsung v. DoDots - IPR2023-00701

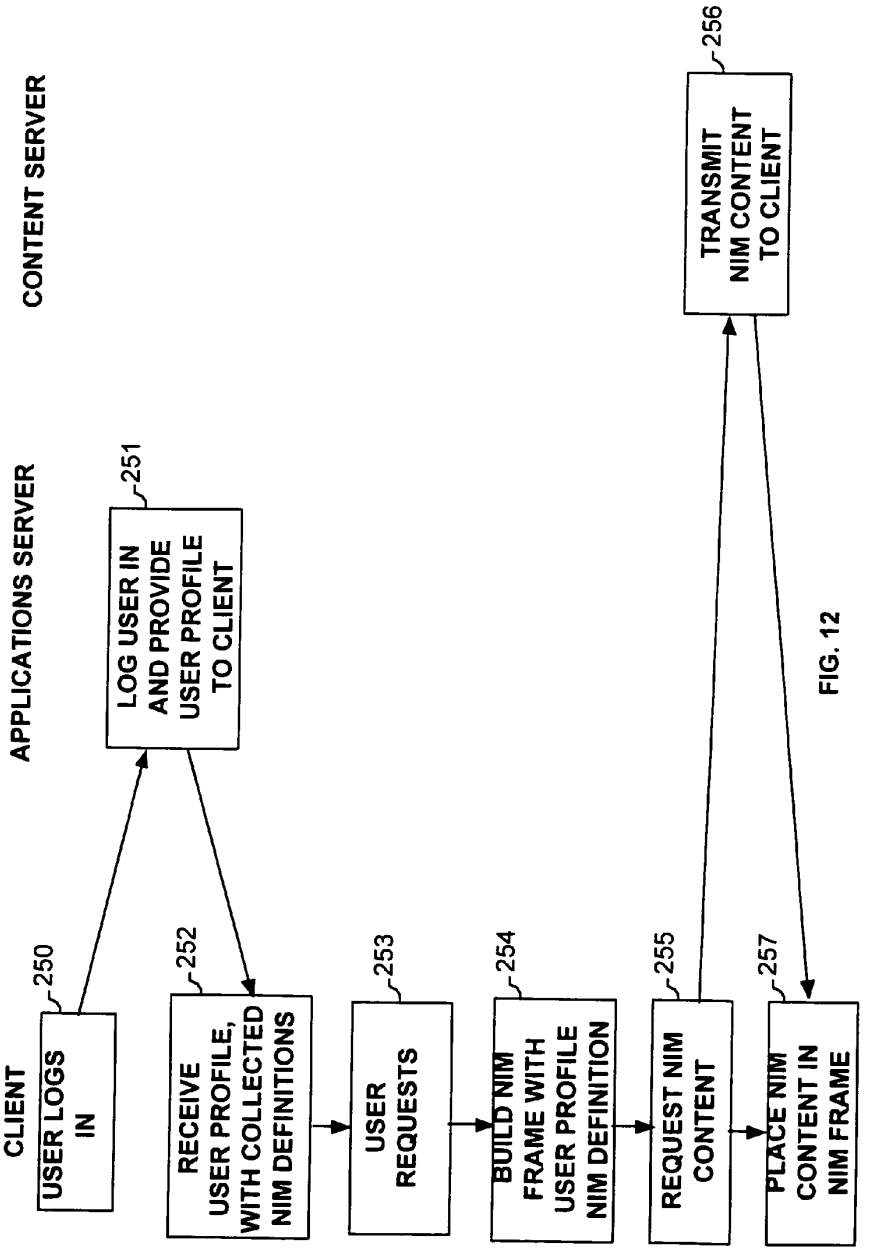

FIG. 12

DoDots Exhibit 2015
Samsung v. DoDots - IPR2023-00701

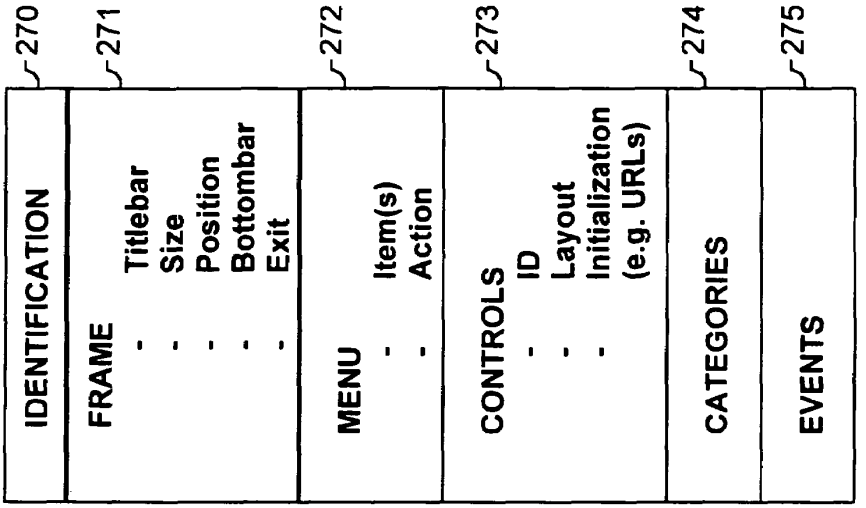

FIG. 13

DoDots Exhibit 2015
Samsung v. DoDots - IPR2023-00701

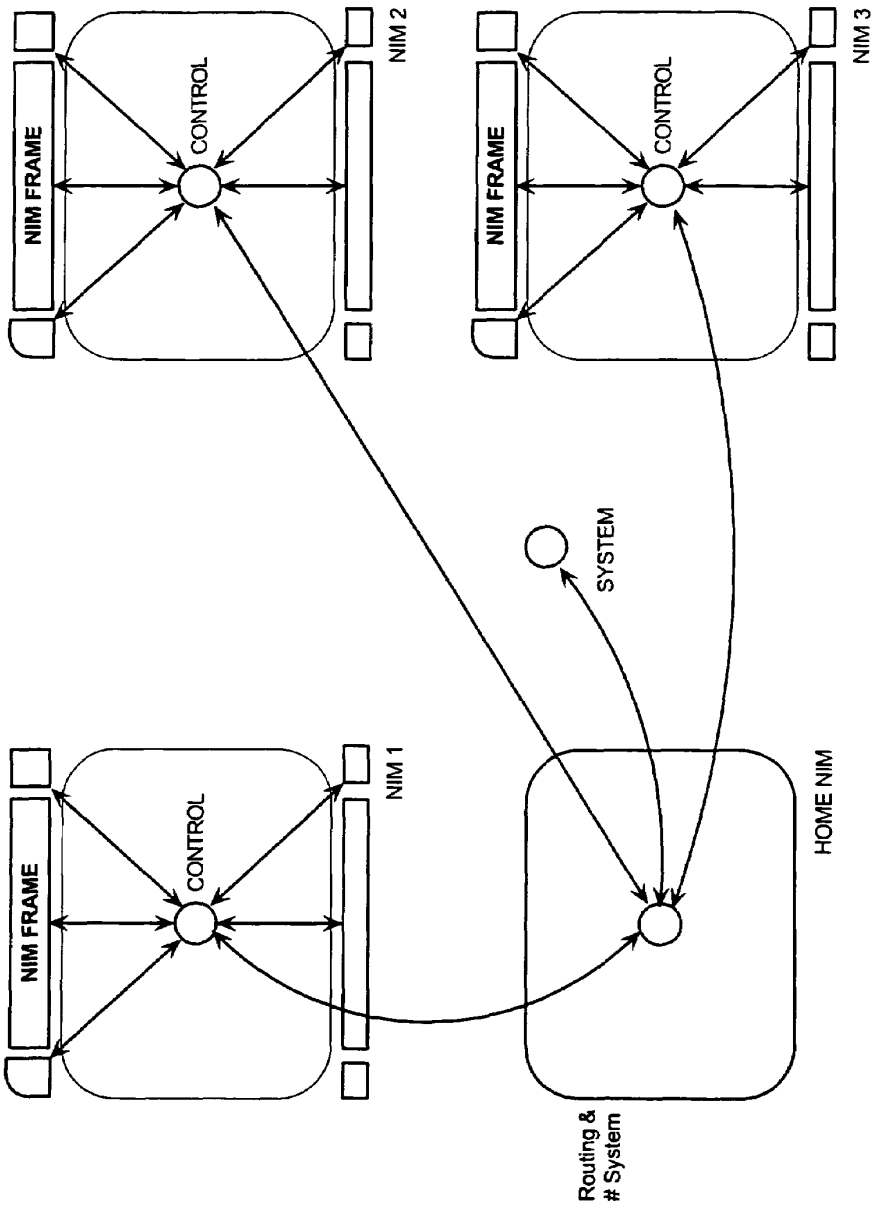

FIG. 14

DoDots Exhibit 2015
Samsung v. DoDots - IPR2023-00701

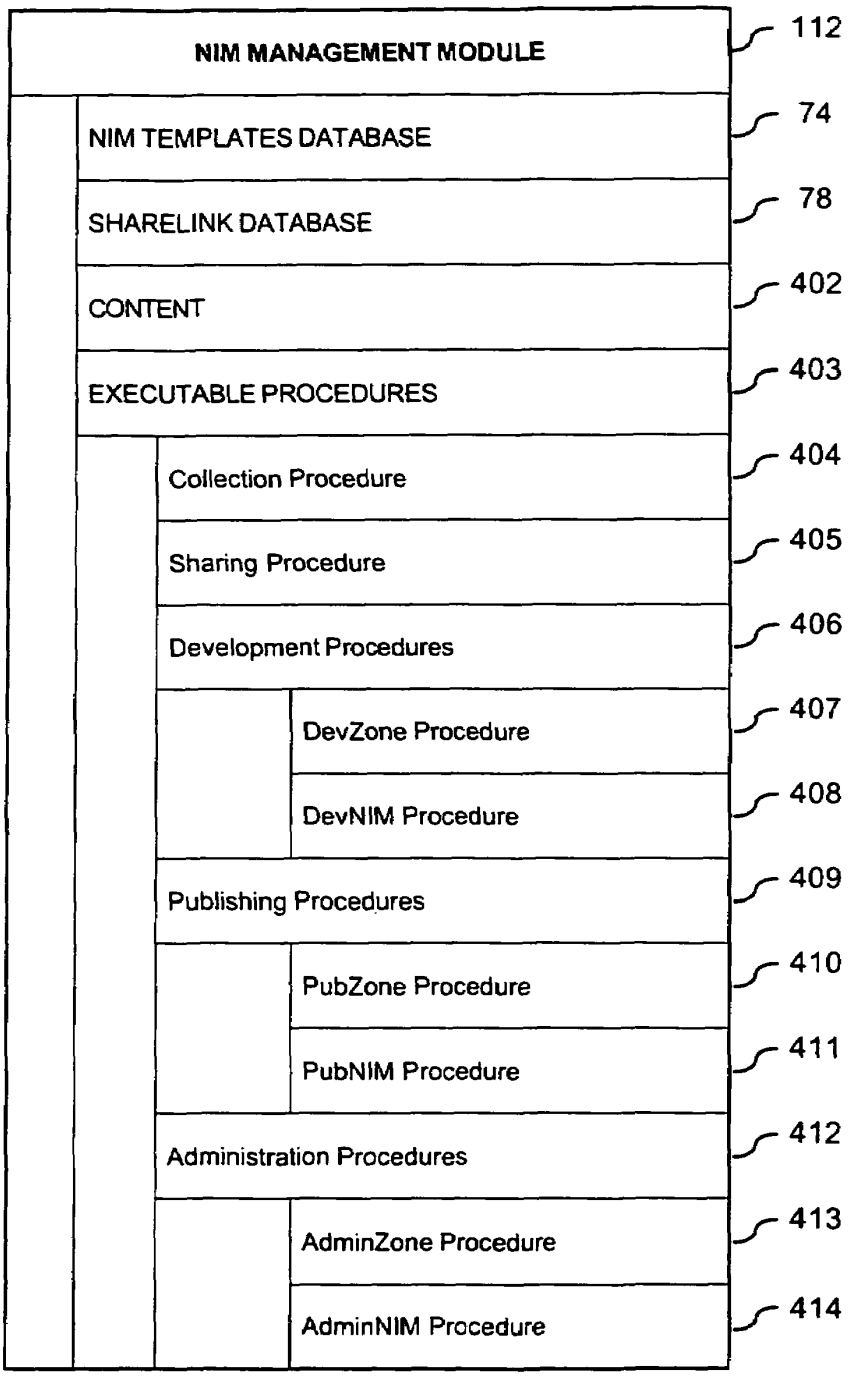

FIG. 15

DoDots Exhibit 2015
Samsung v. DoDots - IPR2023-00701

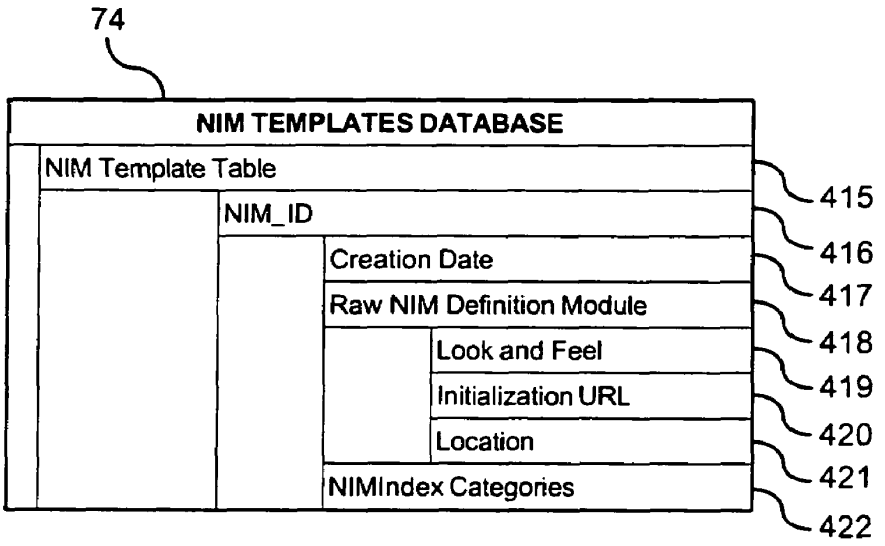

FIG. 16

DoDots Exhibit 2015
Samsung v. DoDots - IPR2023-00701

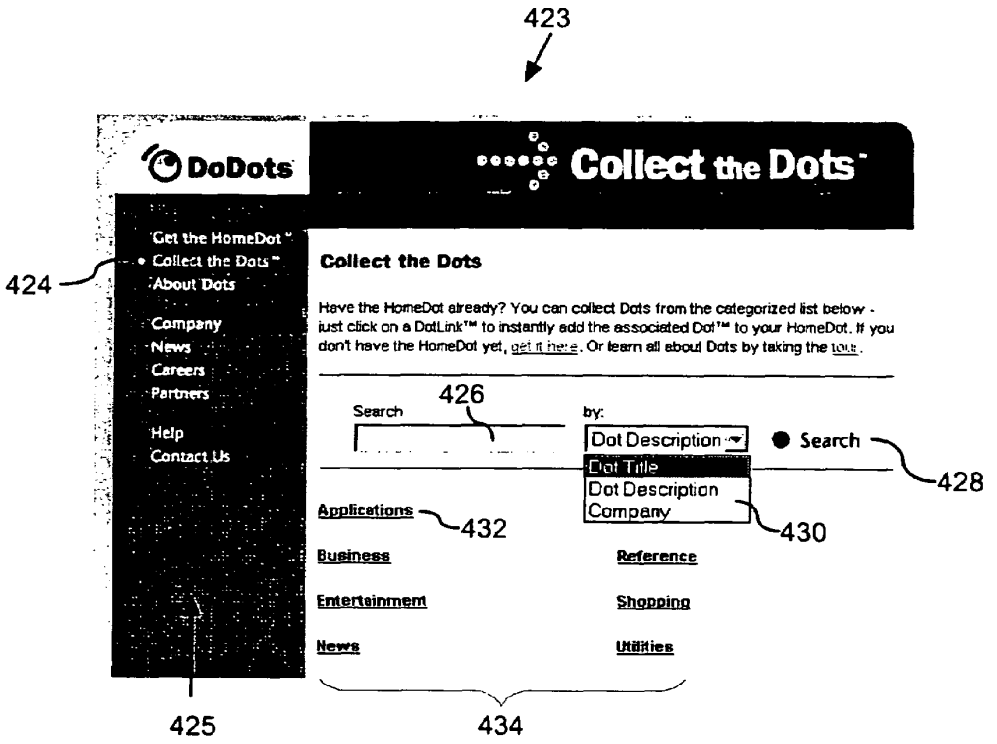
423
DoDots
Collect the Dots
Get the HomeDot
Collect the Dots
About Dots
Company
News
Careers
Partners
Help
Contact Us
424
Collect the Dots
Have the HomeDot already? You can collect Dots from the categorized list below - just click on a DotLink™ to instantly add the associated Dot™ to your HomeDot. If you don't have the HomeDot yet, get it here. Or learn all about Dots by taking the tour.
Search
426
by:
Dot Description
Search
428
Dot Title
Dot Description
Company
430
Applications
432
Business
Reference
Entertainment
Shopping
News
Utilities
425
434

FIG. 17

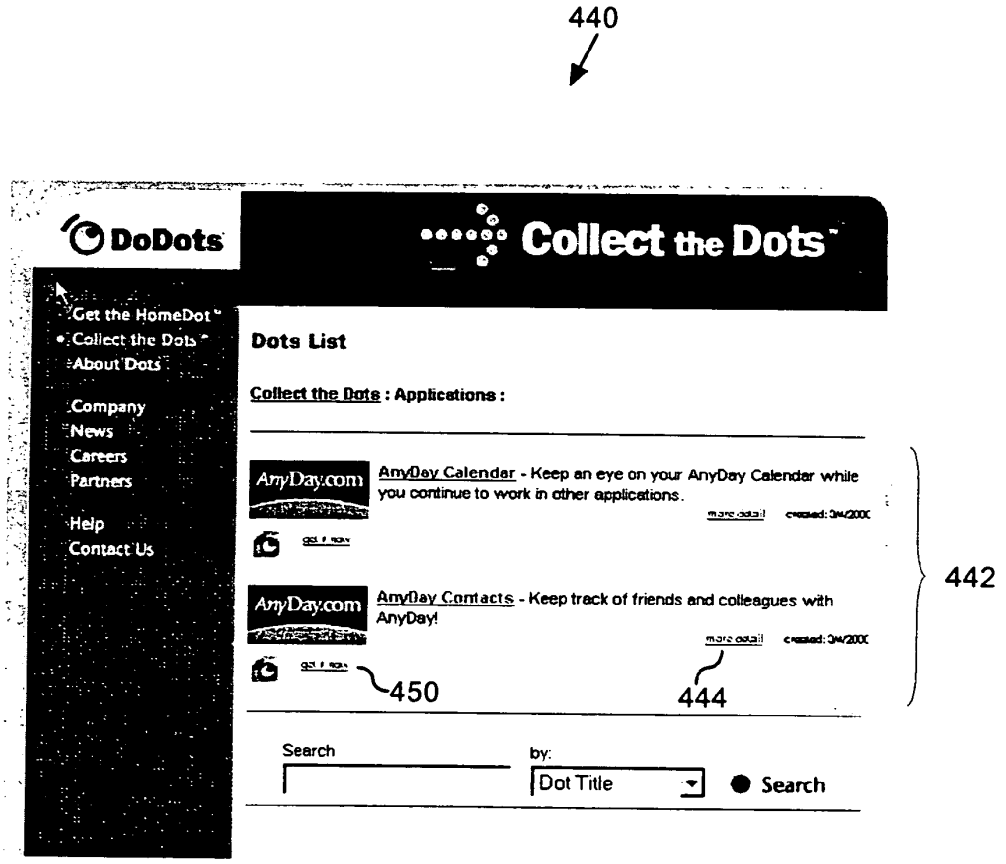

FIG. 18

DoDots Exhibit 2015
Samsung v. DoDots - IPR2023-00701

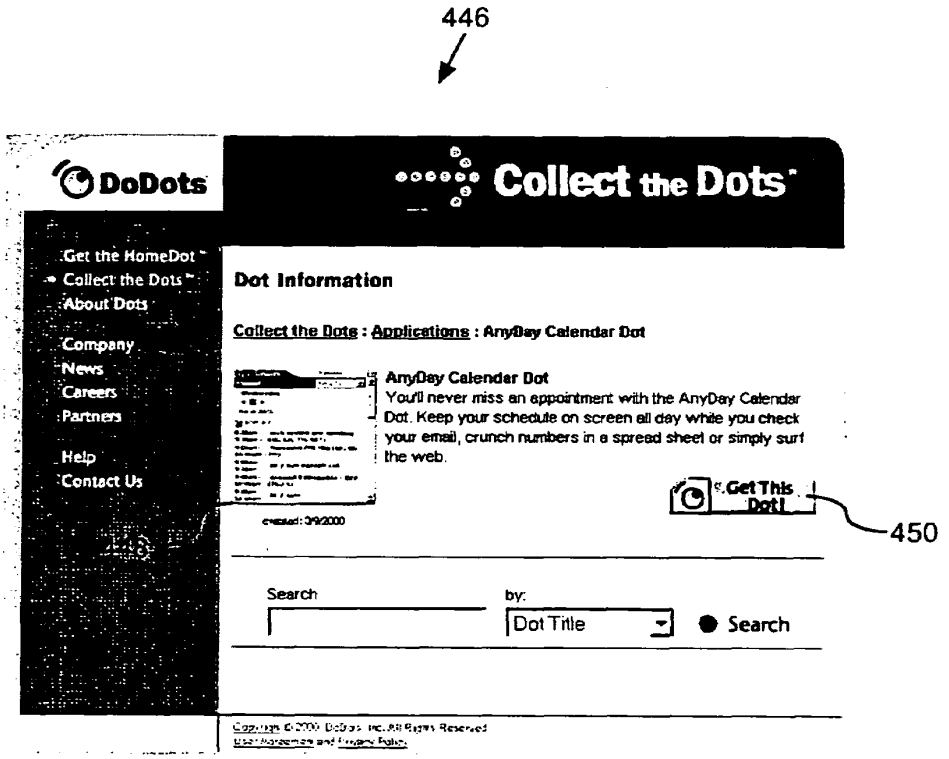
446
DoDots
Collect the Dots
Get the HomeDot
Collect the Dots
About Dots
Company
News
Careers
Partners
Help
Contact Us
Dot Information
Collect the Dots : Applications : AnyDay Calendar Dot
AnyDay Calendar Dot
You'll never miss an appointment with the AnyDay Calendar Dot. Keep your schedule on screen all day while you check your email, crunch numbers in a spread sheet or simply surf the web.
Get This Dot!
450
Search
by:
Dot Title
Search

FIG. 19

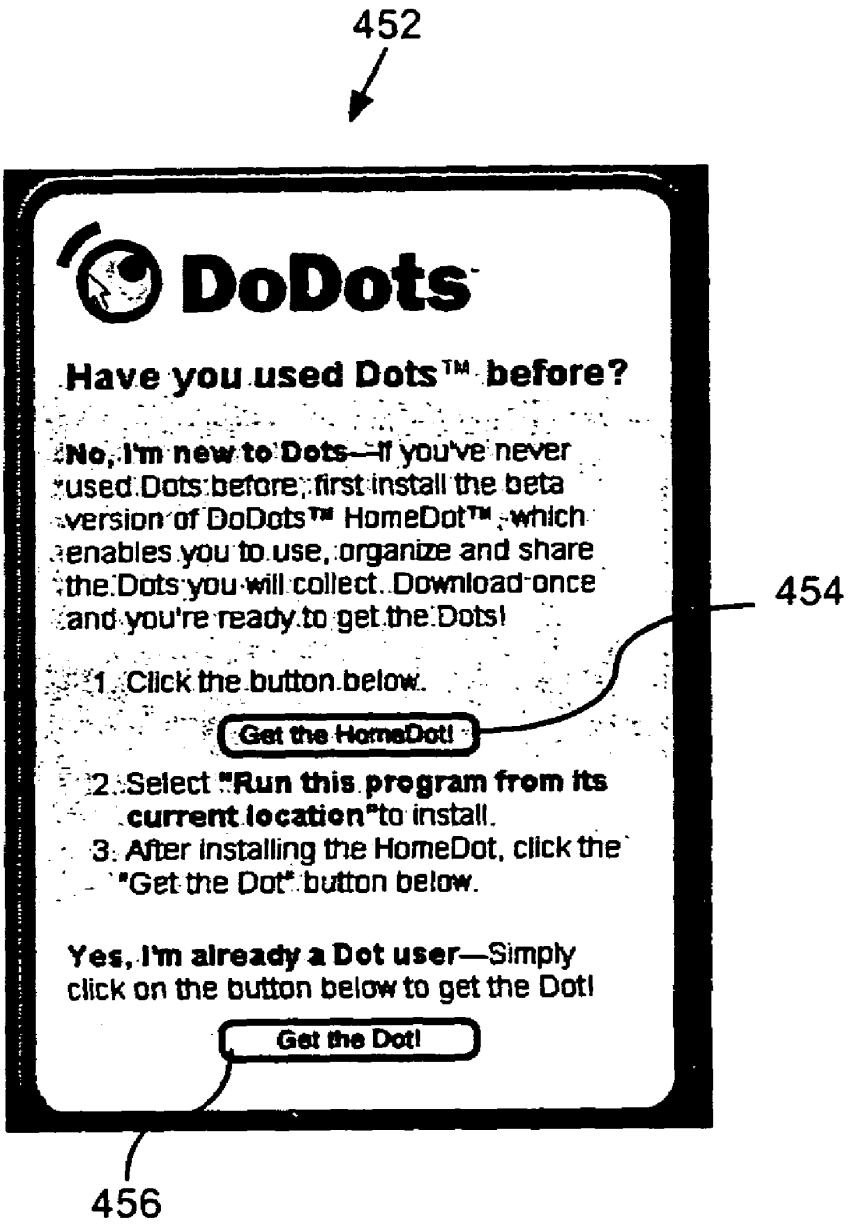

FIG. 20

DoDots Exhibit 2015
Samsung v. DoDots - IPR2023-00701

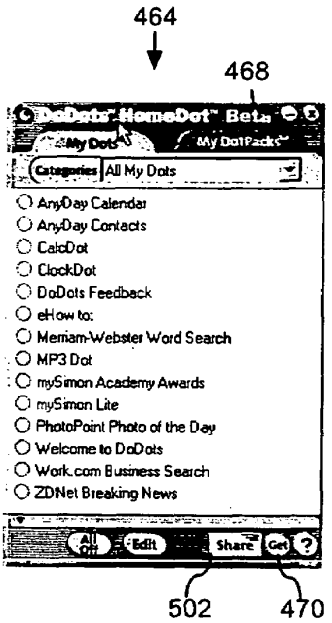

FIG. 21

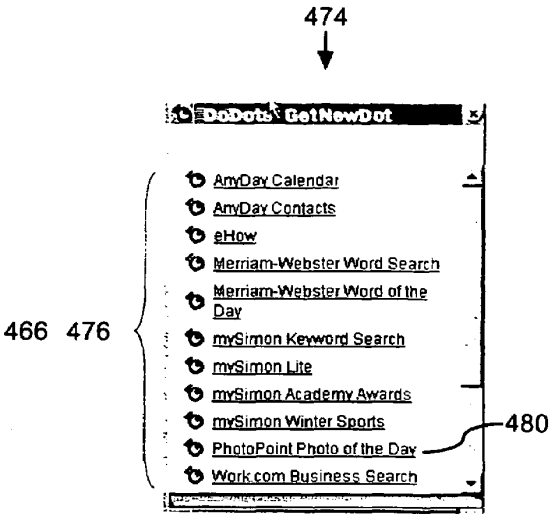

FIG. 22



FIG. 23

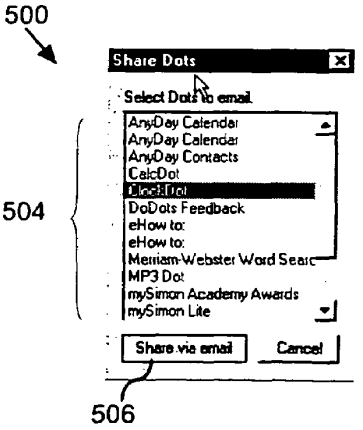

FIG. 25

DoDots Exhibit 2015
Samsung v. DoDots - IPR2023-00701

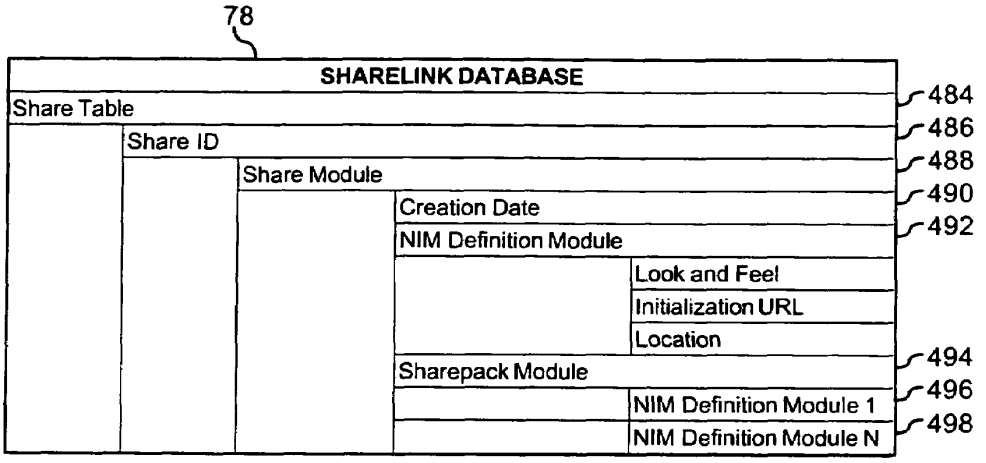

FIG. 24

DoDots Exhibit 2015
Samsung v. DoDots - IPR2023-00701

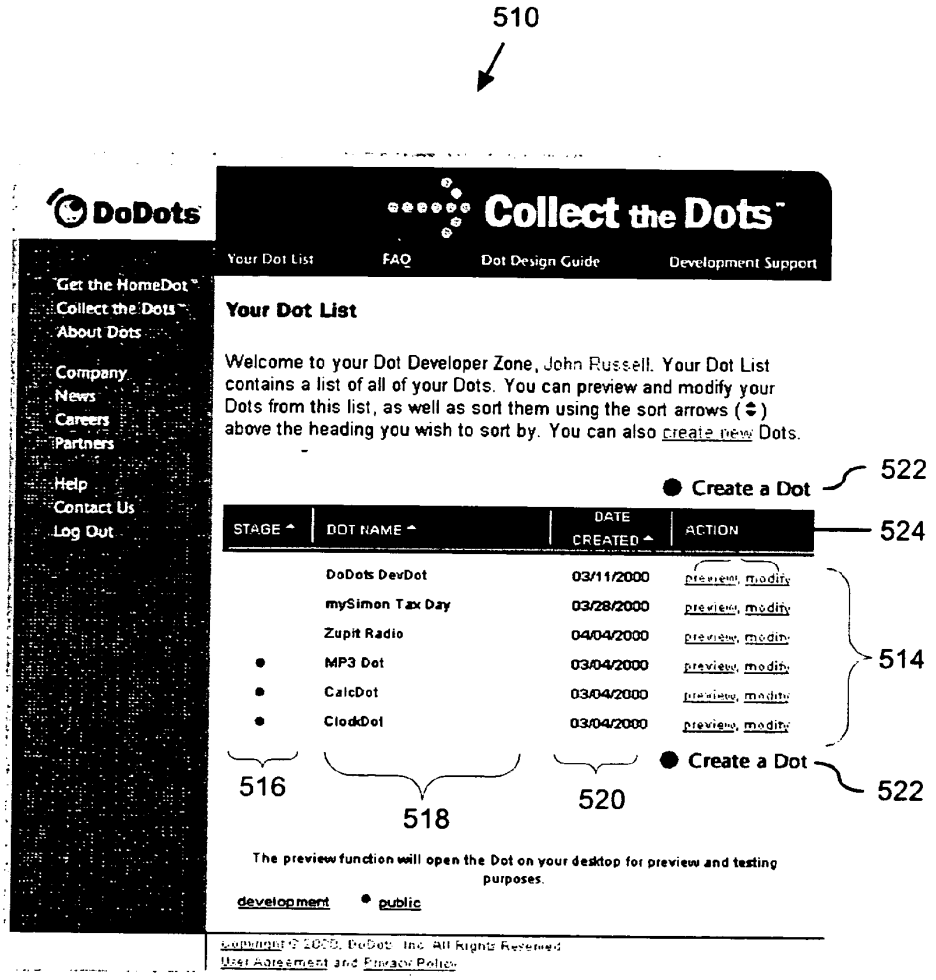
510
DoDots
Collect the Dots
Your Dot List
FAQ
Dot Design Guide
Development Support
Get the HomeDot
Collect the Dots
About Dots
Company
News
Careers
Partners
Help
Contact Us
Log Out
Your Dot List
Welcome to your Dot Developer Zone, John Russell. Your Dot List contains a list of all of your Dots. You can preview and modify your Dots from this list, as well as sort them using the sort arrows ( ) above the heading you wish to sort by. You can also create new Dots.
Create a Dot
522
STAGE
DOT NAME
DATE CREATED
ACTION
524
DoDots DevDot 03/11/2000 preview, modify
mySimon Tax Day 03/28/2000 preview, modify
Zupit Radio 04/04/2000 preview, modify
MP3 Dot 03/04/2000 preview, modify
CalcDot 03/04/2000 preview, modify
ClockDot 03/04/2000 preview, modify
514
Create a Dot
522
516
518
520
The preview function will open the Dot on your desktop for preview and testing purposes.
development
public
Copyright © 2000, DoDots Inc. All Rights Reserved
User Agreement and Privacy Policy

FIG. 26

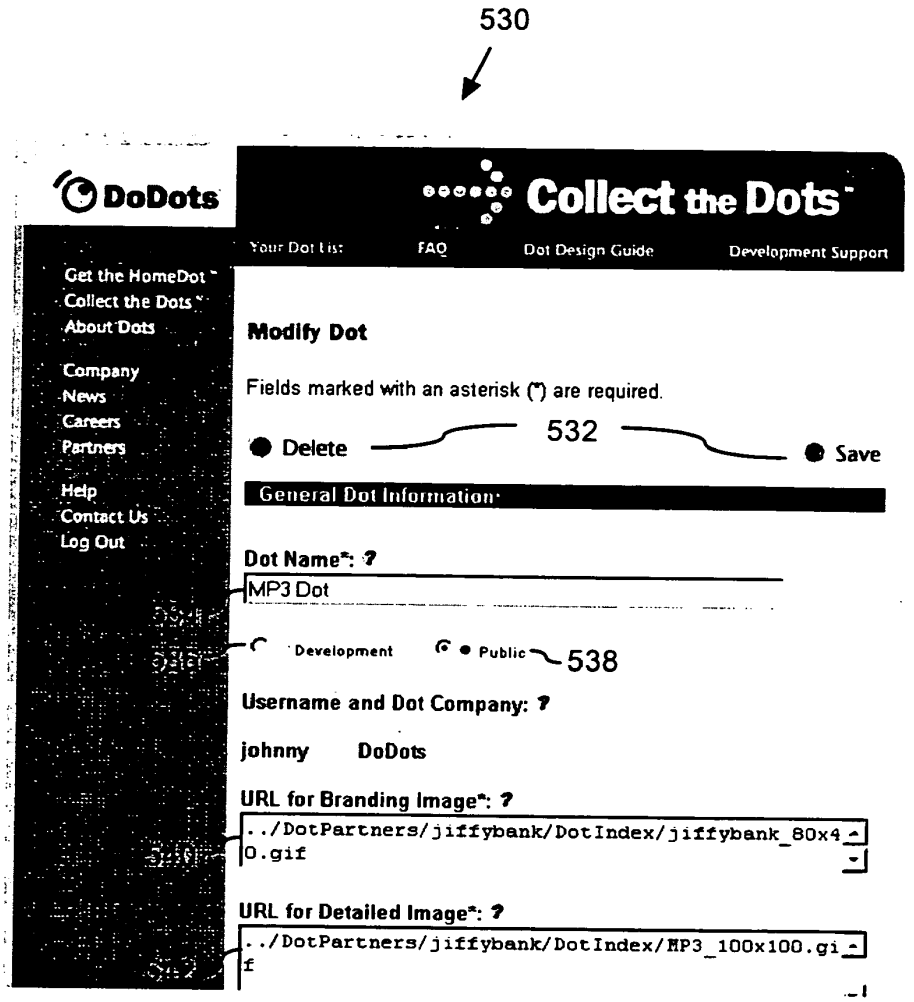

FIG. 27

DoDots Exhibit 2015
Samsung v. DoDots - IPR2023-00701

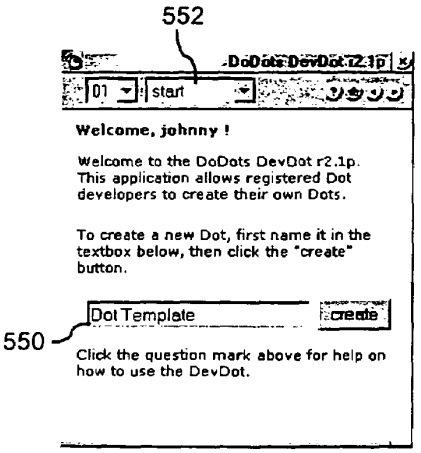

FIG. 28A

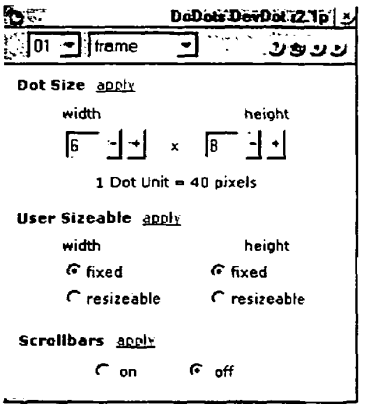

FIG. 28B

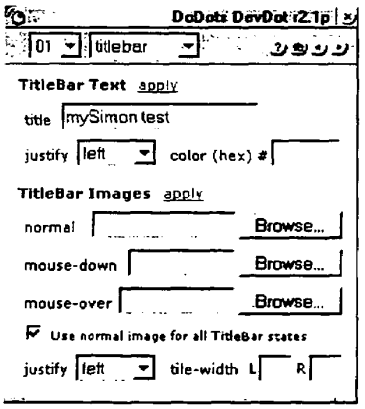

FIG. 28C

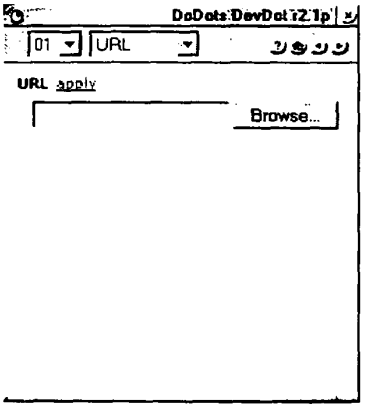

FIG. 28D

DoDots Exhibit 2015
Samsung v. DoDots - IPR2023-00701

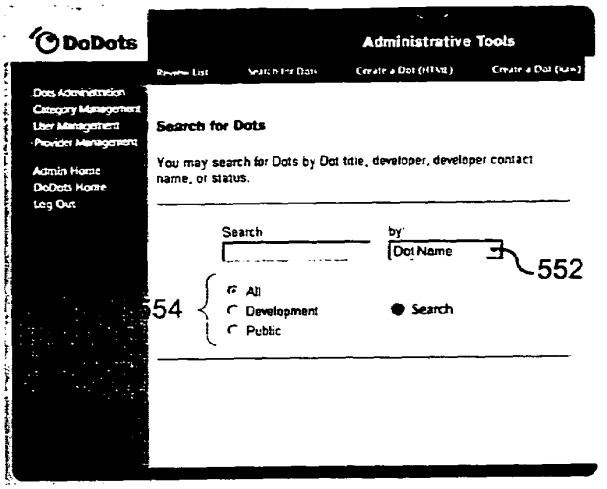

FIG. 29A

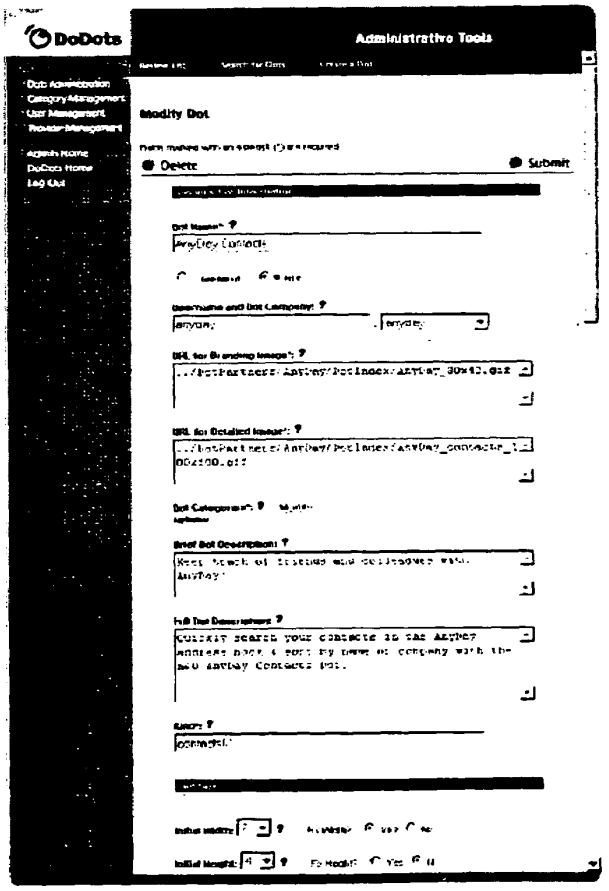

FIG. 29B

DoDots Exhibit 2015
Samsung v. DoDots - IPR2023-00701

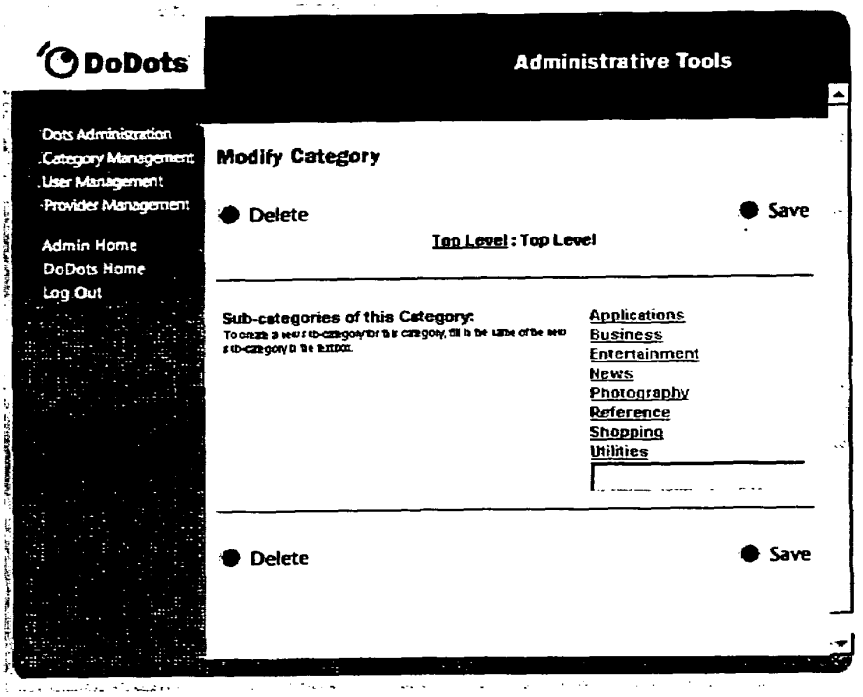

FIG. 30A

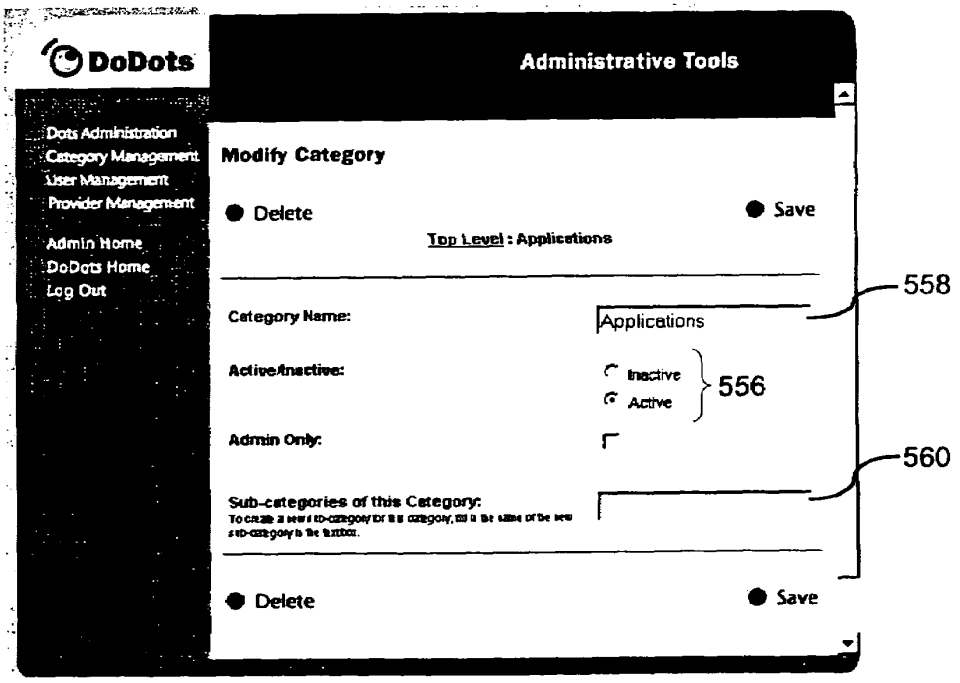

FIG. 30B

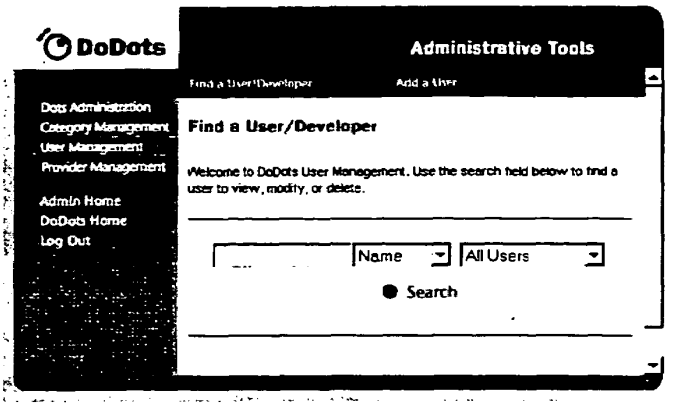

FIG. 31A

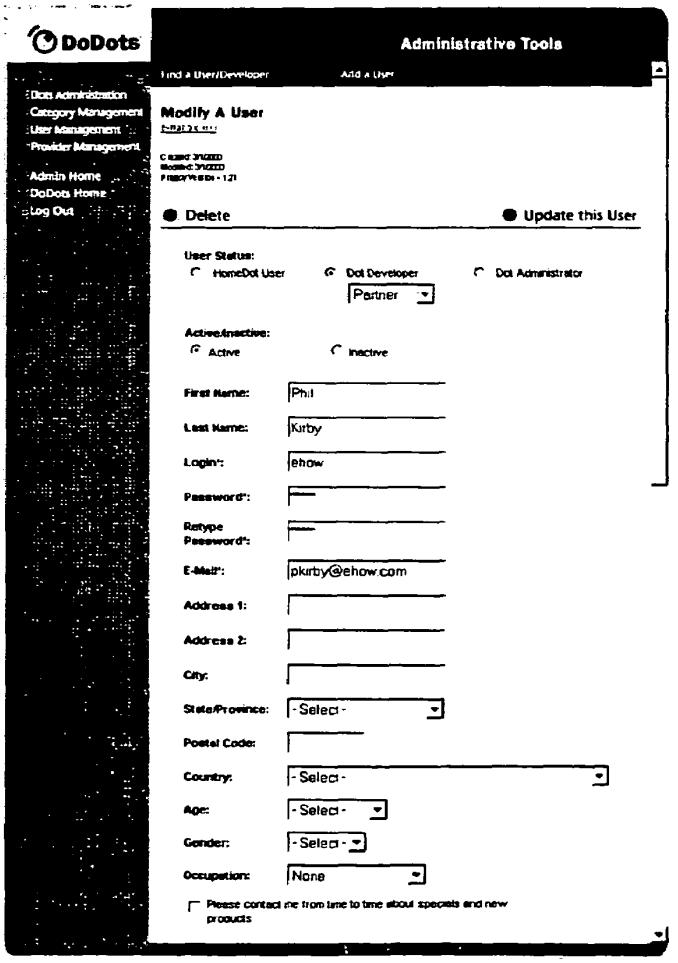

FIG. 31B

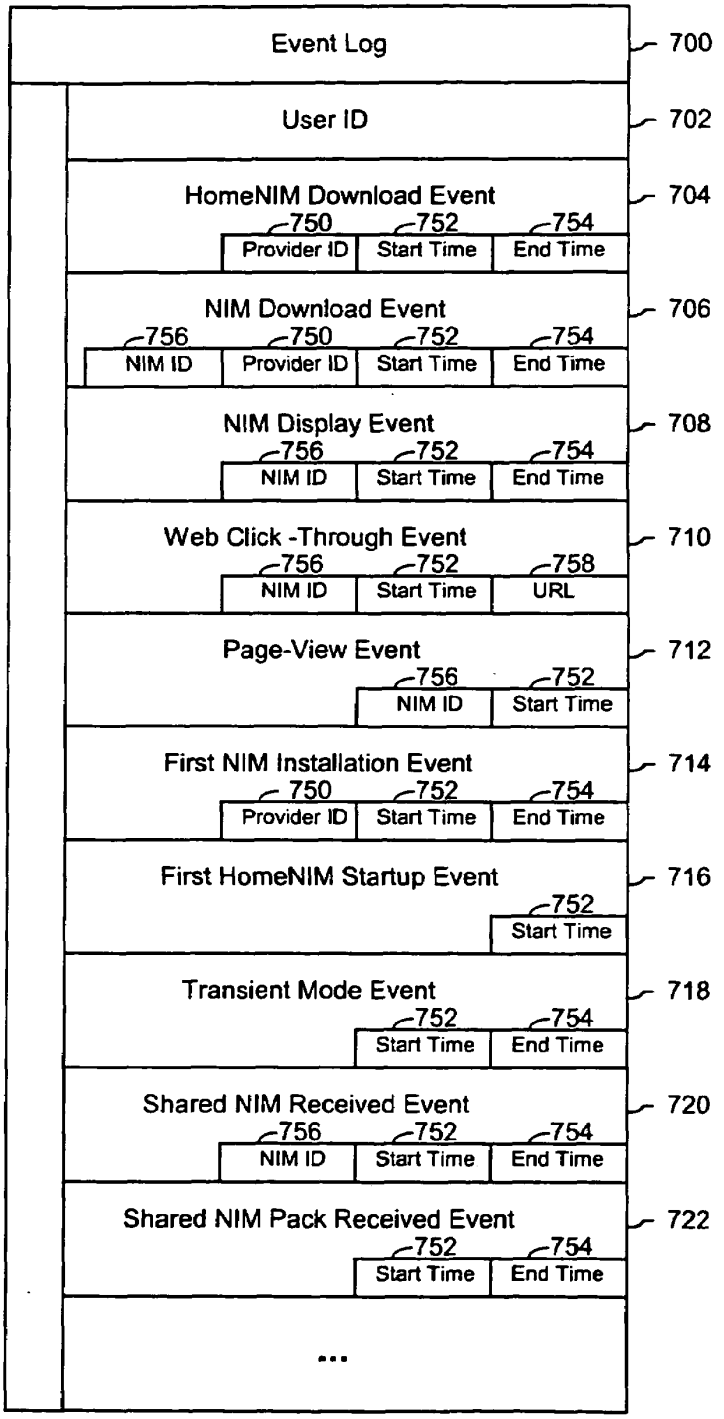

FIG. 32

DoDots Exhibit 2015
Samsung v. DoDots - IPR2023-00701

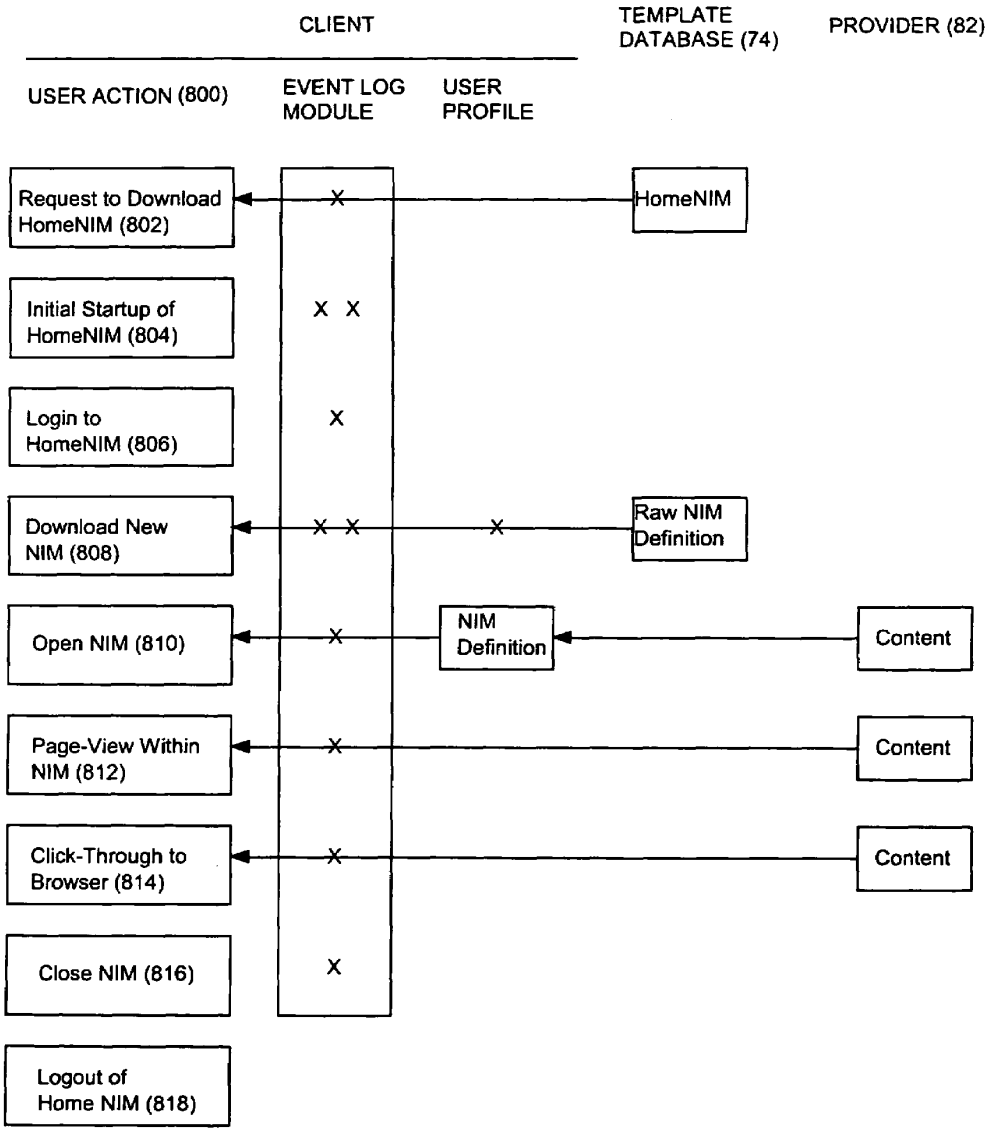

FIG. 33

DoDots Exhibit 2015
Samsung v. DoDots - IPR2023-00701

80

Statistics Database

1002 Events	1004 User ID	1006 Start Time	1008 End Time	1010 NIM ID	1012 Provider ID	1014 URL	1016 NIM Pack ID
Event 1 ⋮ Event n	⋮	⋮	⋮	⋮	⋮	⋮	⋮

FIG. 34

DoDots Exhibit 2015
Samsung v. DoDots - IPR2023-00701

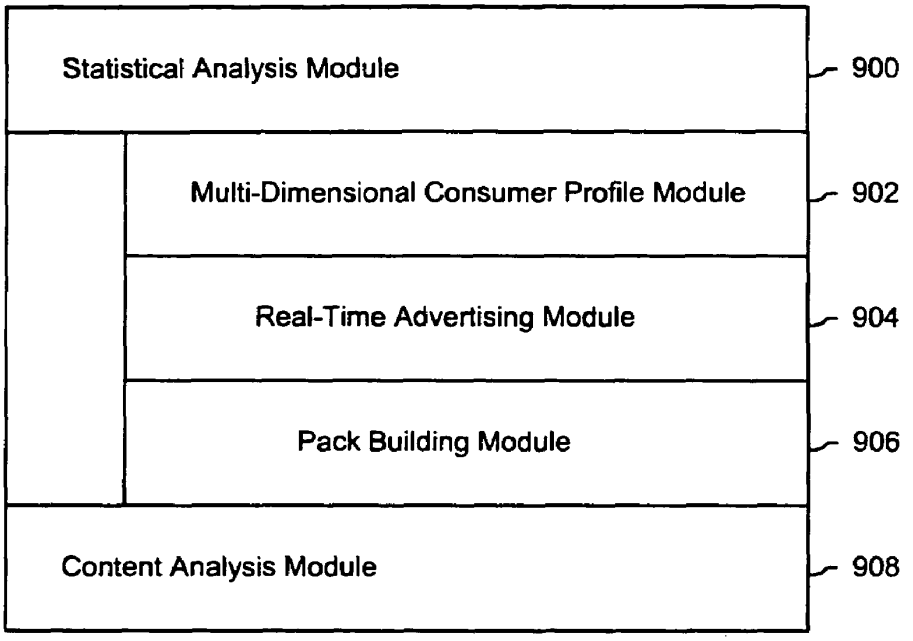

FIG. 35

DoDots Exhibit 2015
Samsung v. DoDots - IPR2023-00701

1050

Content Database			
1052	1054	1056	
Content Descriptor	NIM ID	Start Time	End Time 1058
Content Descriptor 1 ⋮ Content Descriptor n	⋮	⋮	⋮

FIG. 36

DoDots Exhibit 2015
Samsung v. DoDots - IPR2023-00701

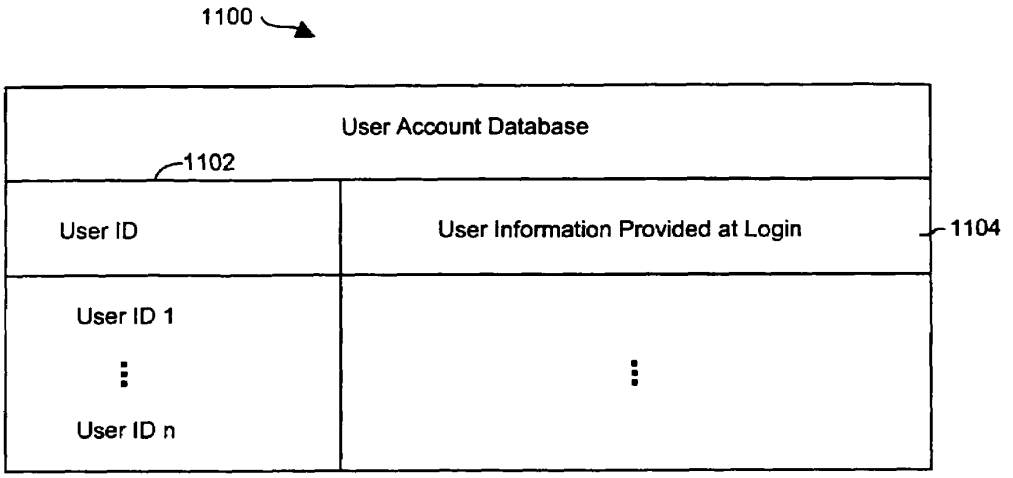

FIG. 37

DoDots Exhibit 2015
Samsung v. DoDots - IPR2023-00701

APPARATUS AND METHOD FOR INTERACTING WITH INTERNET CONTENT VIA ONE OR MORE APPLICATIONS THAT DO NOT INCLUDE NATIVE WEB BROWSING NAVIGATION CONTROL FEATURES

CROSS-REFERENCE TO RELATED DOCUMENTS

This application claims the benefit of and hereby incorporates by reference in their entireties U.S. Provisional Application Nos. 60/131,083 filed Apr. 26, 1999; 60/131,115 filed Apr. 26, 1999; 60/131,114 filed Apr. 26, 1999; 60/176,687 filed 5 Jan. 18, 2000; and 60/176,699 filed Jan. 18, 2000.

BACKGROUND OF THE INVENTION

A user operating a client computer typically accesses the Internet by using a viewer application, such as a browser to view web content provided at a destination address, typically a web page. In this context, web content and web applications are designed to fill the entire web page. It is known to divide the web content into different regions of a single web page. For example, personalized web pages can be specified, such that a user views a variety of content sources in a single page, such as stock information, weather information, and sports information, which is aggregated at the server that delivers the web page to the user, who then views the aggregated content in a single web page. Observe that even when disparate content is aggregated, in this manner, it is reassembled into a full web page and is served through a full-screen browser. Web content and application developers therefore have limited control over the user experience: content is typically trapped within the frame of the browser. A developer's only alternative to engaging a user page-by-page in a browser is to develop, distribute, and support custom client software. In the Web browser scenario, it is the content provider, not the user that aggregates the information that is viewed by the user. Thus, the user is not in a position to separately aggregate the content at a client computer, instead the user is constrained to view the content that has been delivered in the manner provided by the server computer hosting the web page. There is a growing desire for individual users to fully control the aggregation and presentation of content and web applications that appears on a client computer.

A user who wishes to view multiple web pages or applications can open multiple instances of a browser. However, the user will not be able to view each "full-screen" page at the same time. Instead, the user must adjust the windows corresponding to each browser instance and view only part of each page. The information appearing in each browser is not designed for viewing in this manner. Thus, the user cannot create an optimized display of content from multiple sources.

Currently, content providers and end users have limited tools to alter the browser in which content appears. That is, the controls associated with a browser are not fully configurable. Thus, the vendor of a browser is in a position to brand the browser and regulate the controls associated with the browser. There is a growing desire for content providers to not only fill a browser with their content, but to also fully brand and control the frame in which the content appears. Further, in some instances, content providers desire to limit the controls associated with a browser or viewer, so that a user is more inclined to view a single set of content, for example, by having limited access to previously viewed content.

At the present time, it is relatively difficult to trace the content viewing activity of a client computer. In other words,

it is difficult to identify the type of content that a particular user of a client computer favors. Consequently, there are limited tools **25** available to provide a user with tailored information that would be of particular interest to the user.

In view of the foregoing, there is a need in the art to provide a technique for accessing multiple instances of distributable computer readable media in their entirety simultaneously, where these instances are typically smaller than the full pages used in 30 current web pages and web applications. There is a further need for providing the user with flexibility in selecting, collecting, relating and viewing such computer readable media, and for giving the media provider flexibility in directing media to a specific user and controlling the framework in which media is presented. Finally, there is a need to gather more accurate information regarding the type of content that a user enjoys, so that the user can be automatically provided with this content.

SUMMARY OF THE INVENTION

The invention includes a method of presenting distributable computer readable media to a user in response to a user request. The method comprises the steps of identifying a definition of a Networked Information Monitor (NIM). A NIM frame is defined for the NIM using the definition. Content is then retrieved for the NIM. Then, the content is placed in a NIM viewer defined by the frame.

The invention also includes a method of altering a Networked Information Monitor (NIM). The method includes the step of receiving a message at a NIM. The message specifies a configurable feature of the NUM. The NIM is altered in accordance with the configurable feature of the message.

The apparatus of the invention includes a computer readable memory to direct a computer to function in a specific manner. The computer readable memory includes a first executable module to identify a definition of a Networked Information Monitor (NIM). A second executable module defines a NIM frame for the NIM using the definition. A third executable module retrieves content for the NIM. A fourth executable module places the content in a NUM viewer defined by the frame.

The apparatus of the invention further includes a computer readable memory with a first executable module to receive a Networked Information Monitor (NIM) message. The NIM message specifies a configurable feature of a NIM. A second executable module alters the NIM in accordance with the configurable feature of the NIM message.

BRIEF DESCRIPTION OF THE DRAWINGS

FIG. **1** illustrates a system for processing distributable computer readable media in accordance with one embodiment of the present invention;

FIG. **2** shows exemplary processing steps used to initiate an instance of a home networked information monitor (NIM) using the apparatus of FIG. **1**;

FIG. **3**A illustrates a screen logo in accordance with one embodiment of the present invention;

FIG. **3**B illustrates a login construct in accordance with one embodiment of the present invention;

FIG. **4** illustrates a set of visual manifestations corresponding to a collection of NIMs, including a home NIM;

FIG. **5** illustrates a visual manifestation of a home NIM as well as a visual manifestation of a reference NIM that references additional NIMs;

DoDots Exhibit 2015
Samsung v. DoDots - IPR2023-00701

FIG. **6** illustrates how a NIM, referenced by the reference NIM of FIG. **5**, is added to a processed user profile in response to a designated keyboard entry sequence or mouse click;

FIG. **7** illustrates how a NIM is shared with other users in accordance with an embodiment of the present invention;

FIGS. **8**A and **8**B illustrate screen panels that facilitate the collection of the description of a set of designated NIMs into a pack;

FIG. **9**A illustrates how the relative position of visual manifestations that correspond to NIMs remains fixed when the visual manifestations are within a predetermined distance of each other;

FIG. **9**B illustrates a representative pack in accordance with the present **20** invention;

FIGS. **10**A, **10**B and **10**C illustrate how a set of visual manifestations corresponding to a collection of NIMs is aligned against a boundary when a user selects the visual manifestations and pushes them against the boundary;

FIG. **11** is a flow chart of the steps taken by a client to give a user access to a NIM where the user "collects" the NIM, in accordance with one embodiment of the invention;

FIG. **12** is a flow chart of the steps taken by a client to present a NIM to a user, where the NIM has been "collected" previously by the user, in accordance with one embodiment of the invention;

FIG. **13** illustrates a data structure for a NIM definition, stored in the NIM application server's template database or user profile database;

FIG. **14** illustrates NMA message routing between NIMs and the message interface in the client parser application;

FIG. **15** is a diagrammatic illustration of an embodiment of a NIM Management Module utilized in accordance with an embodiment of the invention;

FIG. **16** is a diagrammatic illustration of an embodiment of the NIM Templates database utilized in accordance with an embodiment of the invention;

FIG. **17** is an illustration of a main NIMIndex Web page used in accordance with an embodiment of the invention;

FIG. **18** is an illustration of a single NIMIndex category used in accordance with an embodiment of the invention;

FIG. **19** is an illustration of a full description of NIM content provided in accordance with an embodiment of the invention;

FIG. **20** is an illustration of a Web page displayed to the user once the user has clicked to collect the NIM;

FIG. **21** is an illustration of the main home NIM graphical user interface used in accordance with an embodiment of the invention;

FIG. **22** is an illustration of a "Get New NIM" graphical user interface that may be used in accordance with an embodiment of the invention;

FIG. **23** is an illustration of a "More NIMs" graphical user interface representative of an embodiment of the invention;

FIG. **24** is a diagrammatic illustration of the ShareLink database used in accordance with an embodiment of the invention;

FIG. **25** is an illustration of a Share NIM's graphical user interface according to an embodiment of the invention;

FIG. **26** is an illustration of the main DevZone Web page utilized in accordance with an embodiment of the invention;

FIG. **27** is a partial view of a NIM modification web page utilized in accordance with an embodiment of the invention;

FIGS. **28**A to **28**D are graphical user interfaces of development NIMs (DevNIMs) utilized in accordance with an embodiment of the invention;

FIGS. **29**A and **29**B are illustrations of Administrative Zone (AdminZone) Web pages utilized in accordance with an embodiment of the invention;

FIGS. **30**A and **30**B are also illustrations of Administrative Zone (AdminZone) Web pages utilized in accordance with an embodiment of the invention;

FIGS. **31**A and **31**B are further illustrations of Administrative Zone (AdminZone) Web pages utilized in accordance with an embodiment of the invention;

FIG. **32** illustrates an embodiment of an event log that may be used in accordance with an embodiment of the invention;

FIG. **33** illustrates the tracking of events in an event log module in accordance with an embodiment of the invention;

FIG. **34** illustrates a statistics database that may be used in accordance with an embodiment of the invention;

FIG. **35** illustrates a statistical analysis module and a content analysis module that may be used in accordance with an embodiment of the invention;

FIG. **36** illustrates a content database that may be used in accordance with an embodiment of the invention; and

FIG. **37** illustrates a user account database that may be used in accordance with an embodiment of the invention.

DETAILED DESCRIPTION OF THE INVENTION

The present invention discloses a technology that is capable of processing distributable computer readable media. Distributable computer readable media includes, but is not limited to, standard web content, such as HTML, dHTML, images, imbedded ActiveX and Java applications, JavaScript, CSS, Pen scripts, Streaming Media, and/or Flash. The present invention is advantageous relative to prior art systems and methods because it provides improved mechanisms for simultaneously interacting with several independent sources of distributable computer readable media, collecting references to such media, and sharing such references with other users. The ac disclosed technology is further advantageous because it provides improved systems and methods for on screen management of distributable computer readable media.

In the system and method of the present invention, a user logs into a server by providing a login identifier to a login construct. The login identifier is used by the server to obtain an unprocessed user profile that corresponds to the user. The unprocessed user profile is processed by the server to generate a processed user profile. Advantageously, this processing step allows for up-to-date refinement of the user profile. Up-to-date refinements include, for example, the addition of advertisements directed to the user based on one or more characteristics in the user profile. The processed user profile is delivered to the client computer associated with the user. The processed user profile includes references to the networked information monitors (NIMs). As used herein, the term networked information monitor or NIM refers to a fully configurable frame with one or more controls; the frame through which content is optionally presented. The fully configurable frame utilized in accordance with the invention stands in contrast to present web browsers, which are branded by the browser vendor and which have limited means by which to alter the controls associated with the browser.

Attention is initially directed toward the home NIM of the invention, which coordinates the activities of all other NIMs that are accessed by a user. The home NIM facilitates much of the technology of the present invention, including the ability to simultaneously review multiple sources of distributable computer readable media as well as to package and distribute such media.

DoDots Exhibit 2015
Samsung v. DoDots - IPR2023-00701

FIG. **1** is a general illustration of a system in accordance with one embodiment of the present invention. In FIG. **1**, a network **10** is operated in accordance with the present invention. Network **10** includes at least one user or client computer **20**, at least one server computer of class **50**, and optionally one or more server computers of class **82**. User computer **20** as well as server computers of class **20** **50** and **82** are each connected by transmission channel **44**, which is any wired or wireless transmission channel.

User computer **20** is any device that includes a Central Processing Unit (CPU) **24** connected to a random access memory **30**, a network connection **28**, and one or more user input/output ("i/o") devices **40** including output means **42**. Output means **42** is any device capable of communicating with a user and includes, for example, a video monitor, a liquid crystal display, voice user interfaces, and/or integrated graphic means such as mini-displays present in web-phones. Typically, user computer **20** includes a main non-volatile storage unit **22**, preferably a hard disk drive, for storing software and data. Further, user computer **20** includes one or more internal buses **26** for interconnecting the aforementioned elements. In a typical embodiment, memory **30** includes an operating system **32** for managing files and programs associated with user computer **20**. In some embodiments, operating system **32** includes a registry **34** that has one or more references to specified locations in system **10**. The exemplary memory **30** of FIG. **1** further includes a web browser **36** for viewing web content and a client parser application **38** for facilitating low level functionality, such as login and logout procedures, in accordance with the present invention. In some embodiments, client parser application **38** uses the one or more references in registry **34** to obtain a login construct from server **50**. In various embodiments, in accordance with the present invention, client parser application **38** runs in conjunction with one or more software modules, such as an event log module **98**, which tracks user activity, a message interface module **106**, which serves as a communication interface between the client parser application **38** and web server **58** and/or external web servers, a home NIM **108**, which references one or more NIMs **110**, and a visual management system **114** which regulates the characteristics of visual manifestations of NIMs **108** and **110** when displayed on output device **42**. Furthermore, in some embodiments, client parser application **38** runs in conjunction with instances of web browser **36** as well as web server **58** as detailed below.

Server computer **50** includes standard server components, including a network connection device **46**, a CPU **52**, a main non-volatile storage unit **54**, and a random access memory **56**. Further, server computer **50** includes one or more internal buses **48** for interconnecting the aforementioned elements. Memory **56** stores a set of computer programs, modules and data to implement the processing associated with the present invention.

The embodiment of memory **56** illustrated in FIG. **1** includes a web server **58** for processing requests received from client computer **20**. Web server **58** has many components, including a variety of modules and data structures to assist users that want to log into system **10**. Namely, login module **60** handles an entry request from a client computer **20** and accepts a login identifier that corresponds to a user from client computer **20**. Login constructor **62** generates a login construct in response to a call for a login construct and transfers the login construct to client **20**. Login constructor **62** dynamically generates login constructs using updated login NIM content **64**. Login validation module **66** works in conjunction with user profile database manager **100** to identify an unprocessed user profile, which is associated with a user provided login, in user profile database **76**. If an unprocessed user profile corresponding to the user provided login does not exist in user profile database **76**, login validation module **66** associates a new unprocessed user profile with the login identifier.

When an unprocessed user profile is identified by login validation module **66**, it is processed by user profile processor module **68** to produce a processed profile. It will be appreciated that the services of user profile processor module **68** are highly advantageous because they allow for last minute user profile revisions. Such revisions include, for example, the addition or customization of NIMs referenced by the user profile, and/or server redirect information that is a function of current server load in system **10**. Importantly, the processed user profile includes a reference to a home NIM. The home NIM is capable of accessing each of the NIMs that are represented in the processed user profile. Memory **56** further includes delivery module **70**, which coordinates the delivery of portions of the home NIM to the client based on parameters specified in the processed user profile.

Once a user has successfully logged into system **10**, request server module **72** handles requests for specified NIMs from client **20**. When such a request is received, request server module **72** routes the request to an address that corresponds to the specified NIM and transmits the specified NIM to client **20**. One class of specified networked information handled by request server module **72** is requests for NIMs. When such a request is received, request server module **72** searches NIM templates database **74** for the specified NIM. NIM templates database **74** includes a large number of NIM templates. Each NIM template defines the characteristics of a specific NIM, including fully configurable frame characteristics, viewer and control characteristics, and NIM content references.

The web server **58** illustrated in FIG. **1** further includes additional modules **102** to handle specialized features of the present invention. For example, one embodiment of the present invention provides a mechanism that allows users to distribute NIMs to each other. In such embodiments, a special server module **102** provides instructions for storing the NIMs, which are to be distributed, in sharelink database **78**. Advantageously, NIMs that are distributed to other users are customizable. A user can, for example, resize and position a particular NIM prior to sharing it with another user. Indeed, it is possible, in such embodiments, for a user to arrange a series of NIMs in a unique arrangement and then distribute the collection of NIMs in the designated NIMs in the designed arrangement. As an illustration, a user arranges a first NIM that represents a scrolling stock ticker at the bottom of an output means, such as a computer screen, a second NIM that tracks the NASDAQ top ten most heavily traded stocks in the upper left corner of the output means, and a third NIM that tracks headline news on the upper right hand corner of the output means. Then, the user distributes the three NIMs in this customized arrangement to other users. Observe that in this example a user of a client computer is aggregating separate sets of information in different NIMs. This stands in contrast to prior art approaches where a web server running on a server computer aggregates information in a single page.

System **10** is highly scalable and thus supports a large number of users. This scalability stems from the fact that the server **50** is delivering the definition associated with a NIM. The content displayed in the NIM may be located on a separate computer.

Memory **56** provides a statistical analysis module **104** for tracking key events associated with users. This information is stored in statistics database **80**. The information collected by statistical analysis module **104** is used for a wide variety of

DoDots Exhibit 2015
Samsung v. DoDots - IPR2023-00701

purposes, including server load optimization and directed advertising, as discussed below. As described below, the statistical information gathered in accordance with the invention includes fully traced events defining the type of content and the duration over which all content is viewed by a user. This type of comprehensive information is not available using present techniques.

Much of the distributable computer readable media that is available for processing is stored as content elements **94** on server **82**. Server **82** is a standard web server that includes components such as a network connection device **88**, a CPU **86**, a main non-volatile storage unit **84**, a random access memory (RAM) **92**, and one or more internal buses **90** for interconnecting the aforementioned elements. RAM **92** includes some of the content elements **94** stored by server **82**. Other content elements **94** are stored in storage unit **84**. In some embodiments, a single web server **58** is capable of directly accessing content elements **94** located on one or more servers **82**. In other embodiments, each server **82** has a resident web server module that works in conjunction with server **50** to identify, optionally dynamically generate, and serve content elements **94** upon demand.

Now that general architecture of a system in ac dance with the present invention has been disclosed, attention turns to FIG. **2**, which discloses a method for logging into system **10** (FIG. **1**). In the first processing step shown in FIG. **2** (**202**), a user initiates a session on system **10** by requesting the global login script "session_config." It will be appreciated that the term "session_config" merely provides an illustrative name for the global login script and that the technology of the present invention is by no means limited to this name or the script described.

The request for "session_config" originates on client **20** and is sent to server **50** where it is processed by login module **60** of web server **58**. Upon receiving request **202**, login module **60** creates a "session_config" global login script (**204**). Processing step **204** is advantageous relative to systems that have static global login scripts because it allows for the incorporation of highly variable information. This highly variable information includes, for example, system settings such as up-to-date server redirect information, server content address changes, directed advertisements, and messages. An exemplary "session_config" is found in Example 1 below. Each line of data has an associated numeral. The remaining text in the example describes the purpose of select data.

EXAMPLE 1

Version tag that identifies the latest home NIM version

(1) </SESSION_CONFIG VERSION="alpha:3"

Upgrade event that is sourced when home NIM version is outdated

(2) <UPGRADE=http://www.NIM.com /QuickOpen.exe>

LOCATION OF SERVER-SUPPORTED FUNCTIONALITY

Default base address for server supported functionality

(3) <METHODS BASEURL=http://neo.NIM.com /servlet/NIMServer/>

(4) <ADD_USER URL="addUser/>

(5) <GET_USER URL="getUser"/>

(6) <SET_USER URL="setUser/>

(7) <GET_SES_CONFIG URL=http://www.NIM.com /home_NIM/s_cnfg.xml"/>

Server-based functionality for setting password

(8) <SET_PASSWORD URL="setPassword"/>

List of all publically available NIMs

(9) <GET_MASTER_NIM_LIST URL="getMasterNIMList"/>

(10) <GET_ALL_CONFIG URL="getAllConfig"/>

(11) <SET_ALL_CONFIG URL="setAllConfig/>

(12) <SET_ALL_STATS URL="setAllStats"/>

(13) <GET_NIM_TEMPLATE URL="get_NIM_Template"/>

Location of server-side NIM and pack sharing functionality

(14) <ADD_SHARE URL="addShare"/>

(15) <GET_SHARE URL="getShare"/>

(16) <AUTH_TEST URL="DOeCHO?AUTH=TRUE"/>

Redirect information

(17) <DO_REDIR URL="doRedir"/>

(18) </METHODS>

Flexible content layer that defines default NIM frame appearance, including the default appearance of the frame of a home NIM

(19) <FRAMES>

Default NIM frame appearance

(20) <NIM>

(21) <IMAGES BASEURL= http://www.NIM.com /home_NIM/NIM_FrameImages/>

(22) </NIM>

Default home NIM frame appearance

(23) <HOME_NIM>

(24) <IMAGES BASEURL= http://www.NIM.com /home_NIMImages/>

(25) </HOME_NIM>

(26) </FRAMES>

Location of system NIM templates

(27) <NIMs>

(28) <ADD TEMPLATE="http://www.NIM.com / . . . /add_NIM_XML.xml"/>

(29) <HELP TEMPLATE="http://www.NIM.com / . . . /help_NIM_XML.xml"/

(30) <LOGIN TEMPLATE="http://www.NIM.com / . . . /login2.xml"/

(31) </NIMs>

(32) </SESSION_CONFIG>

Line 1 of the exemplary "session_config" of Example 1 provides the version tag for the expected version of the home dot system that corresponds to the "session_config" script. In one embodiment, client parser application **38** determines whether it is up-to-date using the information in line 1. If client parser application **38** determines that it is outdated, an upgrade request is made in accordance with the instructions provided by the UPGRADE flag of line 2. In one embodiment, the UPGRADE flag in line 2 of Example 1 describes the location of an executable program, one of skill in the art will appreciate that this flag can in fact reference any form of instruction, including a flat file, a web page, a script, a symbol, or an address.

Lines 3 through 18 in Example 1 define the functionality that is provided by a server, such as server **50**. For example, line 8 of Example 1 provides the location of a set of instructions that are called when a user requests a password change. Furthermore, line 9 of Example 1 provides the location of master list of NIMs that are publically available. Lines 14 and 15 of Example 1 provide the location of specialized server-side functionality that allows users to share data such as NIM definitions.

Lines 19 through 26 of Example 1 define where the default appearance of a NIM and a home NIM are found within system **10**. Lines 27 through 31 define a collection of system NIMs. A system NIM is any type of NIM that is to be distrib-

uted to each user of system **10**. In some embodiments, system NIMs are used to provide a core functionality. In Example 1, line 28 defines a NIM that provides users with a convenient mechanism for collecting additional NIMs. Line 29 defines the location of a NIM that is invoked when the user presses a help button associated with a home NIM. Finally, line 30 defines the location of a NIM that is used to log into system **10**.

Returning to FIG. **2**, once login module **60** has created "session_config," it is sent back to requesting client **20** (**206**). When a "session_config" is received by client **20**, client parser application **38** parses the global login script in order to identify a reference to a login constructor **62** (**208**). Login constructor **62** is a server-based module that generates a construct that allows a user to log into system **10**. When client parser application **38** locates the reference to login constructor **62** in "session_config," a request for a login construct is directed to the identified reference (**210**). In Example 1 above, the reference to the login construct is provided in line 30. On line 30, the global variable "LOGIN TEMPLATE" is assigned the URL address "http://www.NIM.com . . . /login2.xml." Client parser application uses the URL assigned to the global variable "LOGIN TEMPLATE" to make a request for a login constructor **62** that is directed to this URL. When login constructor **62** receives a request for a login construct, it generates a login construct (**212**).

Login construct **148** (FIG. **3**B) illustrates a type of login construct that is generated in one embodiment of the present invention during processing step **212**. Before the login construct is executed on client **20**, a schematic such as logo **146** (FIG. **3**A) is displayed on output means **42**. As illustrated in FIG. **1**, login constructor **62** is a component of web server **58**. However, there is no requirement that login constructor **62** be a component of web server **58**. In fact, login constructor **62** is a standalone software program in some embodiments of the present invention whereas in other embodiments, login constructor **62** is merely a script, such as a PERL script, that is processed by an interpreter program native to server **50**. In still other embodiments, login constructor **62** is merely a simple flat file that includes a set of instructions that are interpretable by client parser application **38**. In such embodiments, login constructor **62** is the login construct. In embodiments in which a login construct is dynamically generated, it is possible to introduce last minute changes in the login construct. Thus, an advantage of the exemplary login process shown in FIG. **2** is that there are multiple stages in which updated information is used to customize the login process based on the environmental variables.

Once a login construct has been prepared by login constructor **62**, it is transferred back to client **20** (**214**) (FIG. **2**) and executed in conjunction with client parser application **38** (**216**). The login constructs of the present invention are a form of NIM. Therefore, one function of processing step **216** is to obtain the login NIM content **64** (FIG. **1**) specified by the login construct from server **64**. In login construct **148**, for example, the login NIM content includes the shape and functionality of "Exit button **160**," message **150**, the shape and functionality of "New user" button **152**, the functionality of "Forgot it?" button **154**, and login panel **156**. When processing step **216** is completed, the user uses the login construct to provide a login identifier (**218**).

In FIG. **3**B, a user has provided the login identifier "Galliani." The definition of login identifier as used in the present invention is to be broadly construed. In some embodiments, login identifiers include a unique name and a corresponding password. In other embodiments, a login identifier does not have a password. This is particularly the case when the user is a guest or a new user and there is no user profile associated with the user.

Working in conjunction with client parser application **38**, the login construct accepts the user login and sends it to server **50** for validation (**218**). As illustrated in the exemplary system of FIG. **1**, web server **58** includes a login validation module **66** to verify the login identifier provided by user (**220**). Typically, processing step **220** involves a look-up operation in which the login identifier is used to query user profile database **76** for an unprocessed or raw user profile that matches the login identifier. In embodiments that include a password, validation step **220** includes a password verification step. Successful completion of processing step requires entry of a valid login identifier sequence in processing step **218**. When processing step **220** has been successfully completed, the raw or unprocessed user profile corresponding to the login identifier is obtained from user profile database **76** (FIG. **1**) (**222**) and is processed by user profile process module **68** to produce a processed or finalized user profile that is delivered to client **26** (**226**). In sonic embodiments, a user profile **76** includes user contact information, such as the name, address, telephone number and email address of a user. Additionally, some embodiments of system **10** provide different types of access privileges. For example one embodiment of the present invention includes developer access privileges, administration access privilege, and general user access privileges. In such embodiments, the access privileges that have been granted to a user are stored in the user profile **76** associated with the user.

The processed user profile includes a reference to each NIM in system **10** that is associated with the login identifier provided in processing step **216**. One of the NIMs referenced by the processed user profile is the home NIM that corresponds to the login identifier provided in processing step **216**. When executed in conjunction with client parser application **38** in processing step **226**, the home NIM provides a mechanism for accessing each of the NIMs referenced by the processed user profile. Like the login construct, the home NIM includes several components, including pull down menus and screen manipulation functionality. The reference to the home NIM in the processed user profile includes the system **10** address of each of these components. Therefore, in one embodiment, construction of the home NIM in processing step **226** involves one or more requests to server **50** and/or server **82** for content (**228**) that is then rendered (**230**) in accordance with the home NIM description provided in the processed user profile. In some embodiments, the home NIM is distinct from other NIMs in the sense that a large proportion of the home NIM in such embodiments is pre-compiled. Such embodiments are advantageous because some of the functionality provided by the home NIM requires substantial client **30** processing resources. Therefore, to minimize such processing resource requirements, many aspects of the home NIM are pre-compiled in some embodiments. In other embodiments, however, the home NIM has a structure that is substantially the same as a regular NIM. In such embodiments, simple script commands are used to identify the NIM as a home NIM.

Upon completion of processing step **230**, the user is granted access to all of the technologies of the present invention, including the ability to view multiple NIMs simultaneously, collect new NIMs, customize NIMs, and share customized NIMs with other users. An exemplary processed user profile is provided in Example 2. Once again, each line of data is identified with a numeral, while the remaining text in the example describes select data. In some embodiments, the user is granted specific privileges and the extent to which the user

DoDots Exhibit 2015
Samsung v. DoDots - IPR2023-00701

is granted access to system **10** is regulated by the types of privileges that have been granted to the user.

EXAMPLE 2

(1) SAMPLE PROCESSED USER PROFILE
(2) <ALL CONFIG>
NIMs AND PACKS THAT CORRESPOND TO THE USER
(3) USER
NIM definition 1
(4) <NIM DOMAIN="ZDNet" GLOBALID="1" KND="news"
(5) <FRAME BACKGROUNDCOLOR=#FFFF00" COLLAPSED="FALSE"
(6) FIXHEIGHT="TRUE" FIXWIDTH="TRUE" NAME="ZDNet Breaking News"
(7) PIXELHEIGHT="275" PIXELWIDTH="235" X="RIGHT" Y="TOP">
(8) <TITLE COLOR=#000000" JUSTIFY="RIGHT" TEXT=" "/>
(9) <TITLEBARIMAGE DOWN=http://www.NIM.com / . . . /feed/titlebar.gif
(10) HOVER=URL address to a first GIF file <param 1> . . . <param N>
(11) INACTIVE=URL address to a second GIF file <param 1> . . . <param 2>
(12) NORMAL=URL address to a third GIF file <param 1> . . . <param 2>
(13) <BOTTOMBARIMAGE DOWN=
http://www.NIM.com / . . . /feed/bottombar.gif
(15) HOVER=URL address to a fourth GIF file <param 1> . . . <param 2>
(16) INACTIVE=URL address to a fifth GIF file <param 1> . . . <param 2>
(17) NORMAL=URL address to a sixth GIF file <param 1> . . . <param 2>
(18) </FRAME>
(19) <MENU/>
(20) <CONTROL_LAYOUT HEIGHT="1" HEIGHTSCALES="TRUE" WIDTH="1"
(21) WIDTHSCALES="TRUE"> <CONTROL CLASS="Browser" HEIGHT="1"
(22) ID="1" KIND="A" LEFT="0" TOP="0"
(23) URL=http://www.mandala.com /cgl/zdnet/zdfeedl.cgi WIDTH="1"/>
(24) </CONTROL_LAYOUT>
(25) <CATEGORIES/>
(26) <EVENTS/>
(27) </NIM>
NIM definition 2
(28) <NIM DOMAIN=NIM DOMAIN 2 GLOBALID='2'
(29) </NIM>
NIM definition N
(30) <NIM DOMAIN=NIM DOMAIN 2 GLOBALID='N'
(31) </NIM>
Pack definition 1
(32) <PRESET TITLE="New DotPack">
(33) <NIM GLOBALID="1" X="RIGHT" Y="TOP"/>
(34) <NIM GLOBALID="2" X=RIGHT Y="320"/>
(35) </PRESET>
(36) </SHARE>
Last state of the home NIM
(37) <LASTSTATE>
(38) <PRESET TITLE=" ">
(39) <NIM GLOBALID="1" X="RIGHT" Y="TOP"/>
(40) <NIM GLOBALID="2" X=RIGHT Y="280"/>
(41) </PRESET>
(42) <HOMENIM COLLAPSED="FALSE" HEIGHT="134" X=616" Y="109"/>
(43) </LASTSTATE>
(44) </ALL_CONFIG>

Example 2 describes a representative processed user profile in accordance with the present invention. In general, a processed user profile includes three major components: (i) a definition of each NIM associated with the user, (ii) a description of each pack associated with the user and, (iii) the last state of each home NIM associated with a user. In Example 2, the definition of each NIM associated with the user is found on lines 4 through 31. Specifically, lines 4 through 31 describe NIM definitions I through N. In Example 2 there is only one pack associated with the user. This pack, entitled "New DotPack," is found on lines 32 through 35 of Example 2. The final major component of the processed user profile found in Example 2 is the last state of the home NIM, which is defined on lines 37 through 43. This code stores the last state of the home NIM. Such last state information includes whether the home NIM was collapsed, and the position of the home NIM on the screen.

When the user wishes to log out of system **10**, the processed user profile is transferred from client **20** to server **50**. When web server **58** receives the processed user profile, it passes the processed user profile to user profile database manager **100**. User profile database manager **100** stores the processed user profile as the unprocessed user profile **76** corresponding to the user. In some embodiments, such a storage operation involves a conversion process. For example, advertisements or specific system NIM definitions are stripped from the processed user profile in order to convert the processed user profile to the unprocessed user profile **76** that corresponds to the user. In some embodiments, the processed user profile is periodically transferred, in its entirety or incrementally, from client **20** to server **50** and saved in the manner described in the log out procedure above. Such timed periodic or event based backup procedures are possible because NIM definitions are efficiently described, thus the absolute size of a processed user profile remains relatively small. Accordingly, timed backups of a processed user profile to user profile database **76** are possible without extensive use of system **10** bandwidth or server **50** resources.

At this stage, a system (FIG. **1**) and a login procedure (FIG. **2**) in accordance with the present invention has been disclosed. Although the system and login procedure was discussed using an example where only one home NIM was associated with a user, it will be appreciated that, in some embodiments, any number of distinctly different home NIMs are associated with a user. Furthermore, a user can simultaneously execute multiple instances of a particular home NIM on client **20** or, indeed, any number of different home NIMs. In one embodiment, a developer or merchant provides a user with a highly customized home NIM that provides specialized functionality. In such embodiments, the user collects the home NIMs and, therefore, a processed user profile includes a description of more than one home NIM.

Attention now turns to some of the advantages and features of the present invention. In FIG. **4**, a visual manifestation of the home NIM **162** is illustrated. One advantage of the home NIM, which is an advantage that is common to NIMs in general, is that the content of the NIM is not trapped in a third party viewer. In fact, the home NIM definition regulates the actual appearance of the home NIM. The home NIM definition is formed by general parameters and commands found in "session_config" as well as customized parameters and com-

DoDots Exhibit 2015
Samsung v. DoDots - IPR2023-00701

mands in the processed user profile. The division of the home NIM definition between a system level file and a user level file represents a balance in the tension between the need for a system **10** host to insure a consistent level of quality, through the proper implementation of general parameters and commands, and the desire of each user to create highly customized home NIMs. Lines 20 through 22 of Example 1 provide an example of general parameters that are defined in "session_config." Lines 23 through 25 define the source location of home NIM frame images. In home NIM **162** (FIG. **4**), such home NIM frame images include the image used to represent buttons **164** through **174**, and menu tabs **1** d **178**. Furthermore, lines 20 through 22 of Example 1 define the location of other images that are used to construct default NIMs. An example of user initiated home NIM customization is found in lines 33 through 39 of Example 2, which define a "LAST-STATE" definition for the home NIM, including the dimensions of the visual manifestation corresponding to the home NIM on line 38 (HEIGHT="134" X="616" Y="109") and indicates that the home NM is not collapsed upon startup (COLLAPSED="FALSE").

The visual manifestation of home NIM **162** illustrates additional benefits and features of a home NIM in accordance with the present invention. When a user selects tab **176**, a list of the NIMs that are present in the processed user profile associated with the user is displayed in viewer **180**. As disclosed in more detail below, a user has the option to associate a collection of NIMs into an object termed a "pack". The pack references some subset of the NIMs associated with a user as well as associated state information. This arrangement includes, for example, whether a visual manifestation corresponding to each MM is displayed on output means **42** or not, the dimensions of each visual manifestation, and the position of each visual manifestation. The name of each pack is stored in the processed user profile. A user reviews packs associated with the user by selecting tab **178** (FIG. **4**). In FIG. **4**, the user only has one pack, "Customized DotPack" **182**. When the user selects pack **182**, each NIM in the pack is restored in accordance with the state information stored in the pack definition.

In total, FIG. **4** represents a typical visual experience provided by one embodiment of the present invention. In addition to home NIM **162**, visual manifestations **184** and **186**, corresponding to two additional NIMs in the processed user profile, are displayed. Visual manifestation **184** provides functionality that allows a user to manage an address book, schedule appointments, or create groups and plan activities. Visual manifestation **186** represents a NIM that provides time and date information.

FIG. **5** shows the visual manifestation of home NIM **162** of FIG. **4** with tab **176** selected. Accordingly, each of the NIMs in the processed user profile associated with the user is listed in list **188**. The user can activate any of the listed NIMs by clicking on the NIM name. In addition to the NIMs in list **188**, home NIM **162** includes core NIMs that are defined in "session_config." In the "session_config" of Example 1, cores are found on lines 28 and 29. Specifically, line 28 provides the address of an XML-based definition for the add template functionality associated with button **172** in FIGS. **4** and **5**, and line 29 provides the address of an XML-based definition for the help template functionality associated with button **174** in FIGS. **4** and **5**.

Importantly, the user can categorize NIMs using filter **190**. Categories include such topics as sports, personal, weather, etc. Furthermore, the user can add NIMs to the processed user profile associated with the user as well as delete NIMs. There are a variety of mechanisms that enable a user to add a NIM to the processed user profile. One mechanism is to receive links to NIMs from other users of system **10** (FIG. **1**), as disclosed below. Another mechanism is to toggle button **172** in order to activate a visual manifestation associated with NIM **192** (FIG. **5**).

NIM **192** provides a system that enables users to add select NIMs to their user profile with a single click or keystroke sequence. NIM **192** includes tab **194** that allows the user to select premiere NIMs and a general tab **196** that allows the user to review a general catalog of NIMs that is present in NIM templates database **74** (FIG. **1**). In one embodiment, when a user selects a NIM in list **198** (FIG. **5**), the NIM is added to list **188** and is incorporated into the processed user profile associated with the user. In this way, the user can collect NIMs of interest to the user using a single mouse click. By illustration, consider the case in which a user selects the NIM "AnyDay Calender" in list **198**. In response to this selection, a definition of the NIM "AnyDay Calender" is obtained from NIM templates database **74** and is copied directly into the processed user profile associated with the user. Furthermore, the title of the selected NIM, "AnyDay Calender" is added to list **188**. Finally, a visual manifestation that corresponds to the NIM "AnyDay Calender" is displayed on output means **42** (FIG. **1**). As a result, the display illustrated in FIG. **5** adopts the appearance illustrated in FIG. **6**.

In FIG. **6**, the NIM "AnyDay Calendar" appears at the top of list **188**. Furthermore, a control **101** associated with the NIM "AnyDay Calendar" in list **188** is filled, indicating that the NIM is currently active. Additionally, as illustrated in FIG. **6**, a visual manifestation **103** corresponding to NIM "AnyDay Calendar" appears on the output means. The user has the ability to toggle this NIM between an inactive and active state by selecting control **101**.

In one embodiment, the user is provided with the option of (i) incorporating a NIM selected in list **198** into the processed user profile or (ii) transiently executing the NIM on client **20**. Furthermore, when the user receives NIMs from other users, the user has the option to transiently operate the received NIMs on client **20**. If the user decides to keep the transient NIMs at a later date, the user has the option to add the transient NIMs to the processed user profile at that time. Thus, in such embodiments, the user effectively has the option to "preview" NIMs before adding them to the processed user profile. This is advantageous because it reduces the chances of filling the user profile with undesirable NIMs. Such a feature is particularly advantageous in the case of novice or inexperienced users of system **10**. Furthermore, one of skill in the art will appreciate that the concept of transient NIM execution raises the possibility of executing NIMs on a client **20** during a period of time in which the user is not logged into system **10**. For example, consider a NIM that is executed on a client **20** after a user initiated response to a web page advertisement presented in web browser **36**. Although the user is not logged into web server **58** and therefore does not have a processed user profile resident on client **20**, the user can execute the NIM on client **20** on a transient basis. Furthermore, if the user wishes to add the transiently executed NIM to the user profile **76** associated with the user, the user can log into web server **58** and then add the NIM to the processed user profile that is delivered to client **20** as a function of the log in process.

Another important feature of the present invention is the ability for users to share NIMs with each other. For example, if a user wishes to share the NIM "AnyDay Calendar" that was added to list **188** in FIG. **6**, the user clicks "share" button **170** (FIG. **6**). In response, panel **105** is displayed (FIG. **7**). Because "share" button **170** is pressed while tab **176** is active

DoDots Exhibit 2015
Samsung v. DoDots - IPR2023-00701

in the illustration provided by FIGS. **6** and **7**, panel **105** lists each of the NIMs associated with the user. If, however, "share" button **170** is pressed while tab **178** is active rather than tab **176**, panel **105** will list each of the packs associated with the user instead of each of the NIMs. Returning to the situation illustrated in FIG. **7**, the user shares a NIM with other users by selecting the NIM to be shared from list **107** and then toggling button **109** "Share via email." In one embodiment, the user has the option to select multiple NIMs from list **107** using predefined keystroke operations. For example, in one embodiment, the user selects multiple NIMs by clicking on several of the NIMs in list **107** with a mouse button while depressing the "shift" button on the keyboard. When a user decides not to share a NIM and panel **105** is displayed, the user presses cancel button **111** and panel **105** is dismissed.

When a user toggles "share via email" button **109** at a time when one or more NIMs in list **107** have been selected, the definition of each selected NIM is copied from the processed user profile associated with the user into a container and the container is sent to server **50** (FIG. **1**). In the embodiment shown in FIG. **1**, the container is received by web server **58**. Web server **58** includes instructions for routing the container to sharelink database **78** where the container is stored. When the container is stored, a unique identifier is assigned to the container. Although a large number of different mechanisms for generating a unique identifier are practiced in accordance with this aspect of the invention, in one embodiment, the unique identifier assigned to the container upon storage in sharelink database **78** can be subsequently processed to form a URL address that specifically references the container within the context of system **10**. In one embodiment, after a unique identifier has been assigned to the container, an e-mail program is launched on client **20** and the user is requested to designate the recipients of the designated NIMs. Then, each recipient is provided with the unique identifier associated with the container in an e-mail message. When the recipient clicks on the unique identifier, a call is made for a copy of the associated container from sharelink database **78** and the container is delivered to the client **20** associated with the recipient.

As is readily apparent upon review of FIG. **7**, the user has the option to size and position the visual manifestation that corresponds to each NIM. Furthermore, by toggling controls, such as toggle button **101** (FIG. **7**), the visual manifestation of a NIM is toggled between an on state and an off state. Such functionality is highly advantageous. First, by using this functionality, the user has the option to create unique arrangements. Second, NIM developers have the ability to control the default position and size of NIMs as well, and can therefore produce an arrangement of NIMs to further specialized purposes. Finally, because the NIMs of the present invention are not trapped in third party applications that have a set of undesirable features such banner ads, the utility and overall appearance of an arrangement of NIMs is enhanced and adopts an independent value. Using the technology disclosed in the present invention, the user collects an assortment of NIMs and arranges them in a customized fashion. The user has the option to "capture" favored arrangements into constructs known as packs, which have been briefly discussed previously.

FIGS. **8** and **9**A illustrate the formation of a pack using the arrangement of NIMs illustrated in FIG. **4**. The process begins when the user toggles button **164** "Make Pack" in FIG. **4**. In the embodiment illustrated by FIGS. **8** and **9**A, panel **113** (FIG. **8**) is displayed when the user toggles button **164** (FIG. **4**). Panel **113** advises the user to open and arrange each of the NIMs that are to be included in a pack. In the case of FIG. **4**, for example, such an arrangement could include the arrangement of NIMs **184** and **186**. The user indicates that specified NIMs are in a desired arrangement by selecting button **115** "Next" (FIG. **8**). When button **115** is toggled, prompt **113** is terminated and prompt **117** is displayed to prompt the user for a name to associate with the designated pack. The user indicates that a name **119** has been provided for the pack by selecting "Done" button **121**.

In the embodiment shown in FIG. **8**, the user further has the option to return to panel **113** and rearrange the specified NIMs before committing to pack creation by selecting the "Back" button **123**. In the situation illustrated in FIG. **8**, the user has provided the name "New DotPack." FIG. **9**A illustrates the state of the visual manifestation corresponding to home NIM **162** after the user has selected "Done" button **121** (FIG. **8**). Specifically, the name "New DotPack" is added to pack list **125** and tab **178** is activated to display the user pack list rather than the user NIM list that is displayed when tab **176** is activated. Furthermore, in response to the user selection of "Done" button **121** in FIG. **8**, a reference to each NIM specified by the user is collected into a pack, along with some state information, and the pack is stored in the processed user profile associated with the user. Representative state information for each NIM stored in a pack includes whether the NIM was collapsed and the position of the NIM. In some embodiments, the state information includes the dimensions of the last visual manifestation corresponding to the NIM to have been displayed on output means **42**.

FIG. **9** illustrates pack **139**, which is delineated with a dashed box. Pack **139** includes five NIMs **133**. Each NIM **133** includes two primary components, a viewer **135** for viewing content and a frame **137** for providing user functionality. Each viewer **135** provides a platform for reviewing machine readable information, such as HTML, dHTML, images, imbedded ActiveX and Java applications, JavaScript, CSS, Streaming Media, and/or Flash. Furthermore, in some embodiments, viewer **135** provides functionality for processing digitally recorded sound. Observe then that each NIM of the invention utilizes machine readable information that is easily retrieved from a specified address. If the content provider of this information desires to change the machine readable information, changes can be made and then delivered the next time that the machine readable information is addressed. This stands in contrast to prior art techniques in which updates to executable code can be relatively difficult to distribute.

Each frame **137** provides functions and controls for manipulating the visual manifestation of the NIM **133** corresponding to the frame. For example, some frames **137** include a dismiss button **141**. When the user clicks on dismiss button **141**, the corresponding NIM **133** is dismissed. Additionally, some frames **137** include a menu button **143**. When the user clicks on button **143**, a menu appears. In one embodiment, the menu is a pull down menu and the menu items are defined in the corresponding NIM definition. In an abstract example, the NIM definition provides a menu definition of the format:

Menu **143**-(I)-"Get more NIMs" URL

where (I) refers to the Nth element of the menu that is activated when menu button **143** is pressed, "Get more NIMs" is the menu element name, and URL is the event or web address that is called when the user selects the Nth element of the menu associated with button **143**.

The developer has full control over all aspects of the appearance and functionality of NIM frame **137**. Thus, a NIM developer has the ability to control, for example, the func-

tionality located at any corner of frame **137**, functionality placed along the top or bottom of the frame, or on the sides of the frame. As an illustration, frame **137-3** includes a control button **145** that allows the user to resize the visual manifestation of NIM **133-3**. One of skill in the art will appreciate that the bottom row of NIM frame **137** could have any number of buttons, including a forward control, a backward control, and similar controls, each of which provides the user with distinct functionality.

An advantage of the present invention is that it is possible to embed commands that affect frames **137** in the content of the computer readable media delivered to frame viewer **135**. The use of embedded commands provides NIM developers with powerful tools and additional flexibility. For example, a developer can use embedded commands, such as the menu command above, to design a NIM that has a context sensitive help menu. Each time a particular event occurs, the developer changes the content of the help menu using embedded commands. For example, when a sound file is delivered to a NIM, the sound file may be attached to a set of embedded commands that provide sound manipulation functionality in the form of a pull down menu. Elements of such a pull down menu include a command for saving the sound file to disk, commands for fast forward, stop, and play, and commands for sound enhancement. After the sound file has been played, embedded commands are used in this example by the developer to reset the menu associated with button **143** to some default state. One of skill in the art will appreciate the benefits and advantages of a frame **137** that is capable of being modified based on commands embedded in the machine readable media delivered to the corresponding viewer **135**. The developer can use presentation tools, such as adding transient help buttons, resizing the visual manifestation of the NIM, changing the frame border color, changing the title of the frame, and changing the frame border patterns, to create a more effective application.

One of the advantages of the disclosed pack system is that it provides a convenient mechanism for rapidly assembling NIMs that track diverse sources of information. Furthermore, when a useful set of NIMs is collected into a pack, the user can share the pack with other users using the same procedure previously identified for sharing one or more NIMs. It will be appreciated that in some embodiments, NIMs are commercial applications and that appropriate use of packs provides an additional dimension for application development. Therefore, in some embodiments, pack recipients are subscribers to a service provided by a pack developer. In other embodiments, pack recipients are purchasers or licensees of packs. In still other embodiments, pack recipients receive packs developed by friends, family members, or business associates.

The technology of the present invention further provides a set of NIM management tools to help a user manage displayed NIMs. In some embodiments of the present invention, these management tools are provided by visual management module **114** (FIG. **1**). Two such NIM management tools are, in fact, properties that are associated with NIMs, namely magnetism and snapping. The property of magnetism is exhibited when a visual manifestation corresponding to a first NIM is dragged or moved near a visual manifestation corresponding to a second NIM. When this occurs, the two NIMs exhibit a magnetism that causes the first NIM to accelerate toward the second NIM. However, when the visual manifestations are within a predetermined distance of each other, the NIMs snap together. In one embodiment, the predetermined distance that triggers the two visual manifestations to snap together is a gap of about five pixels. While the above discussion describes the principles of snapping and magnetism based on a pair of NIMs, there is in fact no limitation on the number of NIMs that can be snapped together and furthermore, the principle of magnetism is not dependent on whether a NIM is in fact snapped to another NIM or not.

An additional management tool, illustrated in FIG. **9**A, provides a mechanism for selecting multiple NIMs and for moving the NIMs in a coordinated fashion. In FIG. **9**A, visual manifestations **162**, **184** and **186** corresponding to respective NIMs are locked together. In response, halo **127** is drawn around the selected locked visual manifestations to graphically notify the user which NIMs are locked together. As mentioned previously, the user has the option to position NIMs as a coordinated group. For example, in one embodiment, when halo **127** is displayed and the user moves mouse arrow **129** after selecting one of the visual manifestations corresponding to a locked NIM, a target manifestation **131** is displayed to indicate to the user the position that the selected NIMs will be relocated to if the user clicks a mouse key. In some embodiments, target manifestation is a shadow image of the NIMs within halo **127** rather than the box depicted in FIG. **9**.

The present technology further provides additional methods for controlling visual manifestations of NIMs. For example, in one embodiment, the user has the option to select multiple NIMs by pressing a predefined key such as the keyboard "Ctrl" key, before selecting a specified NIM. While continuing to depress the control key, the user has the option to select additional NIMs and add the corresponding NIMs to a group. The user then has the option to move each of the NIMs in a single coordinated fashion as a group. Furthermore, by entering a designated keyboard or mouse sequence, the user has the option to move a single NIM even in situations where the NIM is in a group. In one embodiment in accordance with this aspect of the invention, the user clicks the visual manifestation corresponding to a locked NIM that the user wishes to move in an independent manner and the user does not click the visual manifestation when the user wishes to move the NIM in a manner that is coordinated with the other NIMs. Additional features of the present invention include the option to select rows or columns of NIMs using specialized control sequences. For example, in one embodiment of the present invention, the user selects a column of NIMs by clicking on a NIM while holding down the alphanumeric character "c" on the keyboard.

It will be appreciated that one advantage of the present invention is that it is possible to display multiple NIMs and that each NIM provides a specialized visual experience. Therefore, NIM alignment tools are advantageous because they allow users to quickly make room on output means **42** for additional NIMs and/or to produce highly styled NIM arrangements. Accordingly, the present technology provides a specialized feature to rapidly align NIMs. This technology is illustrated in FIG. **10**. The technology works in conjunction with the tools for selecting multiple NIMs. In FIG. **10**A, the user selects the visual manifestations **147**, **149** and **151** corresponding to respective NIMs using, for example, the column select feature disclosed above. Then, the user pushes the selected NIMs against boundary **153**. In one embodiment, boundary **153** is the horizontal or vertical edge of output means **42**. In another embodiment, all visual manifestations corresponding to NIMs are displayed in a single viewport such as a window. In such embodiments, the horizontal and vertical edges of the window each represent a boundary. FIG. **10**B illustrates how visual manifestations **147**, **149**, and **151** are automatically aligned when they are pushed against a boundary, such as boundary **153**. In some embodiments, the relative alignment between the visual manifestations is pre-

served even after the manifestations are moved in subsequent action by the user. The present technology further allows for the rearrangement of NIMs along a particular axis. For example, if NIMs are substantially oriented along a vertical axis as shown in FIG. **10**B and the user wishes to realign the NIMs on the horizontal axis, all the user has to do is push the collection of NIMs against a horizontal border. For example, when the user pushes visual manifestations **147**, **149** and **151** against border **155**, the visual manifestations realign to conform to border **155** thus resulting in the view depicted in FIG. **10**C.

The features of the home NIM of the invention have been fully described. Attention presently turns to the architecture and operation of individual NIMs utilized in accordance with the invention.

In one embodiment of the invention, after a user has logged into the system, as discussed above in connection with FIGS. **1** to **10**, the user interface **40** displays the home NIM **162** as shown in FIG. **5**. The home NIM typically includes a list of NIMs **188**, referred to in FIG. **5** as "MyDots." These are NIMs which have been "collected" by the user. The list of collected NIMs, along with their associated definitions, is stored on the server in the user profile database **76**, and downloaded from the application server **50** in response to a request from the client parser application **38**. The local copy of the processed user profile is then further processed when the user collects or uses NIMs.

Collected NIMs may be opened or closed by clicking on the control button next to the NIM's name or on the NIM's name itself, in list **188**, and all NIMs may be closed by clicking on the "all off button' **166**. The user may place NIMs into categories in a list of categories **190**, which can be edited by clicking on the-Edit" button **168**. New NIMs may be added to the user's collection of NIMs by clicking on the "Get" button **172**.

FIG. **5** also shows a NIM **192** with a list of NIMs **198**, which may be previewed and/or collected by the client **20**. The user may preview or collect a NIM by clicking on the associated name of the NIM, e.g., "eHOW". The steps taken to provide the NIM to a user are shown in FIG. **11**. After logging in (step **240**) the user clicks on the name of a NIM, and the client parser application **38** sends a request including the NIM_ID of the NIM definition, to the applications server **50** via the transmission channel **44** (step **241**). Alternatively, the user may click on a NIM link before logging in, for example if the link has been e-mailed to the user, and then, after clicking on the link, log in. In another aspect, the user could view, but not collect, a transient NIM without ever logging in.

After the user is logged in and has clicked on the NIM, the applications server **50** retrieves the NIM definition from the NIM template database **74** using the NIM ID, in step **242**, and provides it to the client **20** in step **243**. The client **20** receives the NIM definition from the applications server **50** in step **244**, and the client parser application **38** creates a frame in the display of the user interface **42** in step **245**. In step **246**, the client **20** requests the necessary content elements **94** stored at the URLs identified in the NIM definition from the corresponding content server **82**. The content server **82** transmits the content **94** in step **247**, and in step **248** the client parser application **38** places the content in the viewer, which is enclosed by the frame, allowing the user to preview the NIM. Alternatively, the client parser application **38** may simply collect the NIM, adding it to the user's processed user profile.

The user may then view the NIM on the user interface display **42**, and may interact with the NIM much in the same way as a user may interact with Internet content or web applications. This may change the NIM from its present, "raw" state to a used state reflecting alteration or use of the NIM by the user. For example, the user may direct the NIM to different content within the NIM if the NIM content enables the user to do so. Or, the user may provide information to the content server **82** which allows the NIM to be personalized. The user may additionally be given the option of changing the size of the frame.

If the user collects the NIM, the NIM will be added to the user's list of collected NIMs such as the list **188** shown in FIG. **5**. Additionally, the client parser application will add the NIM's definition to the processed user profile, and, on logout, send the processed user profile to the application server **50**. Thus, the NIM's "state" will be preserved. Alternatively, the client parser application may collect the NIM automatically, without waiting for a user command, by adding the NIM definition directly to the processed user profile.

If the NIM's state has been altered by the user or by the content—if for example, the user has directed the NIM to Internet content other than the initially-displayed content, provided personalizing information, or changed the properties of the frame, or if the content itself has caused an alteration in the NIM—this alteration will be reflected in the NIM definition stored in the user profile database **76**. Information which personalizes the resulting content, instead of being stored in a "cookie" on the client's hard drive, can be stored as part of the NIM definition. This advantageously permits personalization of content, such as web content that is associated with the NIM content and the user, without storing a cookie on the client **20**.

A user may also access a NIM which has been previously collected, and possibly altered by use as explained above. As previously described, the user profile **76** includes NIM definitions for NIMs which have been viewed and collected by each user. A screen shot showing NIMs **188**, which have been previously collected by a user is shown in FIG. **5**. The steps taken to provide the user with NIMs which have been previously collected are shown in FIG. **12**.

As discussed above, on login (step **250**) the user's profile is retrieved by the client parser application **38** in the client **20** (step **251** and **252**). The user's profile, stored in the user profile database **76**, includes the NIM definition for each of the NIMs previously collected, and possibly altered, by each user. The NIM definitions, as discussed above, includes the NIM frame definition and the definition of the controls for filling the viewer within the frame with content. After log in, a local copy of the processed user profile is stored on the client **20**, and this copy is further processed as the user collects new NIMs, or uses new or collected NIMs such that the NIMs are altered.

When the user clicks on the name of a collected NIM (step **253**) the client parser application **38** creates a frame in the display **42** of the user interface **40** in step **254**. At step **255**, the client **20** requests the necessary content elements **94** stored at the URLs identified in the NIM definition from the corresponding content servers **82**, which provide the content **94** in step **256**. It will be appreciated that these URLs need not be the same as the initialization URLs in the "raw" NIM definition stored in the NIM template database **74** on applications server **50**, and in fact the content servers need not be the same content servers corresponding to the initialization URLs. In step **257**, the NIM parser application **38** places the content in the NIM frame, and the NIM is then fully opened.

FIG. **13** illustrates a data structure for a NIM definition. As discussed above, a NIM is defined as a frame that contains a collection of controls, or functional units, such as a web rendering control or a GIF rendering control. The NIM frame

surrounds a viewer, which displays the addressed content. The MM has a defined layout or arrangement of the controls, and defined initialization input data, e.g. data and URLS, for each control or element, in the NIM. NIM definitions are available to the client parser application via NIM links. The NIM links "point" to NIM definitions, which include all the information needed to build a NIM frame and fill the NIM with NIM content. Thus, NIMs links are easily collected, associated into packs, and shared by users.

In one embodiment, the NIM definitions are defined using Extensible Markup Language (XML), so that the NIM as a whole—the frame and the content within the viewer—is advantageously as flexible as standard web content. NIMs are extremely flexible, because the definition of the NIM is content, rather than compiled code. The NIM definition defines the structure of the NIM, and everything that is visible in a NIM is based on standard Internet content, such as HTML, dHTML, or GIFs, and is referenced or pointed to by the NIM definition. An "application"-type NIM, such as a web calendar or web mail, may be changed by the user, by the content provider, or by other content, while advantageously avoiding the need to distribute and support a hard-coded compiled application. The definition of a NIM thus includes everything that is needed for the NIM to be rendered and filled with Internet content.

As shown in the exemplary embodiment of FIG. **13**, the definition of a NIM includes tags that identify the NIM **270**, define and configure the NIM frame **271**, specify and layout the controls **273** in the NIM viewer, and specify parameters to initialize all the NIM's components with content or data.

In one embodiment, a NIM is identified by three ID strings **270**: GlobalID, Domain and Kind. A GlobaliD is used when the MM definition is within a share. It is unique with respect to other NIM tags in the share. A NIM's domain is a unique label for the owning company or developer of the NIM, such as "dodots.com ." Finally, a NIM's kind, which is specified by the NIM's developer, is a helpful identifier for finding the NIM, but need not be unique. Examples of possible NIM kinds include "mp3", "scriblets," and "calculator." As discussed above, a NIM definition will typically be written in a format which facilitates sharing of data over the Internet, such as XML. An XML specification for the NIM identification strings, for one embodiment of the invention follows. The bold text identifies NIM definition data, while the remaining text describes the data.

GLOBALID="string"

Used only within <SHARE> tags. This GLOBALID must be unique with respect to other <NIM> tags in this <SHARE>.

DOMAIN="string"

Unique label for the owning company of this NIM. In theory, NIMs may be limited to communicating with NIMs only from their own domain.

KIND="string"

Helpful identifier for finding such a NIM from another NIM. Does not have to be unique.

The NIM definition also includes the definition of a frame **271**, which specifies the frame size and shape, and optionally the frame orientation and/or location on the user's screen. The space within the frame is the control space or viewer; visible controls are distributed within the control space or viewer.

The NIM definition may optionally include controls for: a titlebar; a NIM menu with flexible menu entries; an exit button; and a bottombar. A typical layout for these components is: titlebar at the top of the control space, with menu on the left and exit button on the right, and the bottombar at the bottom.

The titlebar component gives the user a place to grab and drag the NIM in a windowed environment. In one embodiment, it is implemented as a GIF rendering control that can be targeted to a local or remote titlebar image. The titlebar will preferably have a fixed height and width that is a function of the NIM's width. The titlebar is preferably capable of being located at any position on the periphery of the NIM. Overlay text can also be specified to layer on top of the titlebar image. The bottombar may be implemented in a similar fashion, but typically will not include text overlay. The titlebar and bottombar may be filled in with initialization data from a fixed data file, or alternatively with Internet content from, example, an initialization URL.

In one embodiment, a menu definition **271** is also included in the NIM definition. The menu includes items and actions of the NIM provider's choosing. For example, menu items may include the title "browse" associated with the action of targeting a full-screen browser or another NIM, and retrieving content for that browser or NIM from a specified address such as a URL. Logging off, or directing the NIM to another address or URL, are also possible menu action items. Menu action items that require communication of messages between the NIM and another NIM may also be provided—for example, opening another NIM, or changing the content of another NIM that is already open. Communication of messages between different parts of the system is discussed below.

An XML specification for a frame, titlebar, bottombar and menu, for one embodiment of the invention follows:

<FRAME>
<TITLE>
TEXT="string"
JUSTIFY=-"LEFT"|"CENTER"|"RIGHT"
COLOR="#XXXXXX"
PIXELWIDTH="integer"
Width in pixel units. Overrides WIDTH attribute.
PIXELHEIGHT="integer"
Height in pixel units. Overrides HEIGHT attribute.
WIDTH="integer"
Width in NIM units. Default value is 1.
HEIGHT="integer"
Height in NIM units. Default value is 1.
X="integer"|"LEFT"|"CENTER"|"RIGHT"
Initial X position in screen coordinates. Default is center.
Y="integer"|"TOP"|"CENTER"|"BOTTOM"
Initial Y position in screen coordinates. Default is center.
FIXWIDTH="TRUE"|"FALSE"
Default is false.
FIXHEIGHT="TRUE"1"FALSE"
Default is false.
BACKGROUND COLOR="#XXXXXX"
Default is white.
<TITLEBARIMAGE>
JUSTIFY="LEFT"|"CENTER"|"RIGHT"
TILELEFT="integer"
TILERIGHT="integer"
NORMAL="URL"
DOWN="URL"
HOVER="URL"
INACTIVE="URL"
<BOTTOMBARIMAGE>
JUSTIFY="LEFT"|"CENTER"|"RIGHT"
TILELEFT="integer"
TILERIGHT="integer"
NORMAL="URL"

DOWN="URL"
HOVER="URL"
INACTIVE="URL"
<MENU>
Contains zero or more <ITEM> tags.
<ITEM>
TITLE="string"
TOOLTIP="string"
ICON="URL"
ID="string"
Must be unique.
<ACTION>
RECIPIENT="address"
MESSAGE="string"

As shown in FIG. **13**, the NIM definition also includes layout and definition of the controls **273**. A control may be visible and render some sort of visual or text display, either static or dynamic. A control may be hidden, for example a functional element that is not necessarily visual such as a Java control. The control definition **273** includes identification of the types of controls, the layout of the controls, and initialization information. In one embodiment, NIM controls are specified and identified by class, kind and ID. Class defines the type of NIM control and is not unique. Kind is a useful identifier selected by the developer, and again is not unique. The NIM ID is unique within a user's processed profile.

Different classes of controls may be used. For example, a control may be a web rendering object, which can render web content such as HTML, dHTML, images, imbedded ActiveX and Java applications, JavaScript, CSS, Streaming Media, and/or Flash. Alternatively, a control may be any object capable of rendering any kind of computer readable media, such as a GIF rendering object or an custom-designed object to display a particular kind of information. Alternatively, a control may be an object capable of processing any kind of application logic, such as a Java module. For example, an on-line brokerage firm could implement a custom stock-chart-rendering control, and define a NIM to use this control.

As discussed above, the control space is located within the frame, and one or more controls can be flexibly positioned within the control space, and these controls may include a titlebar and a bottombar, as well as other controls. The location of controls is specified by the layout in the definition of the controls **273** within the NIM definition. In one embodiment, the controls are laid out or positioned within the NIM frame according to a flexible grid. In this embodiment, the NIM definition allows the control space to be subdivided into equal vertical and horizontal units, and then for the controls to be positioned and sized within the control space.

A control definition will typically include initialization data. For example, where a control is a web rendering object, the definition will include initial URLs. When the NIM is opened, the control will navigate to the initial URLs to obtain content and render the NIM. If the control is a GIF, the control could retrieve the GIF file from a content server or from the application server. A NIM definition may optionally include additional tags identifying initialization parameters for different platforms: for example, a URL is suitable for a PC, but a "P-URL" may be provided as well, pointing to content suitable for users viewing NIMs through a personal digital assistant (PDA) or similar device.

Controls are typically installed on the applications server, and may be updated after installation by the applications server. The home NIM code, downloaded when the client becomes "NIM-enabled," includes the then-existing controls. Controls are updated as new controls are installed on the server or when a user requests a NIM that requires a new control. The server may then may download such updates to the client parser application, for example on log-in. The NIM framework allows any control to be positioned and initialized in a control space in a NIM, as discussed above.

An XML specification for control definition and layout, in accordance with one embodiment of the invention, follows:

<CONTROL_LAYOUT>
Contains zero or more <CONTROL> tags.
WIDTH="integer"
Divides control space into this many evenly spaced columns. Default is 1.
HEIGHT="integer"
Divides control space into this many evenly spaced rows. Default is 1.
WIDTHSCALES="TRUE"|"FALSE"
Default is true.
HEIGHTSCALES="TRUE"|"FALSE"
Divides control space into this many evenly spaced columns. Default is 1.
<CONTROL>
CLASS="string"
Class may be "Browser," "GIF reader," or other object for rendering computer readable media.
KIND="string"
ID="string"
Must be unique with other controls in this NIM.
LEFT="integer"
X position of the control in container unites. Default is 0.
TOP="integer"
Y position of the control in container units. Default is 0.
WIDTH="integer"
Width in container units. Default is 1.
HEIGHT="integer"
Height in container units. Default is 1.
URL="URL"
This is read if and only if this control is of class "Browser". This is the URL to which this control navigates. Otherwise, may include address for other control content, e.g. GIF address in applications server.
<CATEGORIES>
Contains zero or more <CATEGORY> tags.
<CATEGORY>
Adds the NIM to this category. This is the only way categories are specified; i.e. there is no master category list.
NAME="string"
This is the name of the category.

A NIM definition may also optionally include home NIM categories **274**. A home NIM category used by home NIM **204** is a convenient way for a user to keep track of collected NIMS. When a user adds a NIM to a category **204**, the category is added, as a string element, to the categories element **274** of the NIM definition in the user profile. For example, a user may categorize a particular NIM as "entertainment," or "news," or "reference." This category will then be added to the categories element **274** of the MM definition.

A NIM definition may also optionally include an events element **275**, which defines actions to certain NIM events. For example, the OnClose event, when a NIM is closed, may be assigned a specific and targeted action, similar to a menu item. An XML specification for the event element in a NIM definition, in accordance with one embodiment of the invention, follows:

<EVENTS>
<ONCLOSE>
Executes this action list on close.
<ACTION_LIST>
Contains zero or more <ACTION> tags.
<ACTION>
RECIPIENT="address"
MESSAGE="string"

A sample NIM definition, in an XML file format in accordance with the above specification, follows:

<NIM DOMAIN="calculator" KIND="basic">
<FRAME CLASS="Standard" BACKGROUND COLOR="#FFFF00"
WIDTH="6" HEIGHT="4" FIXWIDTH="TRUE" FIXHEIGHT="TRUE">
<TITLE TEXT="Basic Calculator" COLOR="#000OFF" JUSTIFY="LEFT"/>
<TITLEBARIMAGE JUSTIFY="LEFT" TILELEFT="1" TILERIGHT="1"
NORMAL=" " INACTIVE=" " HOVER=" " DOWN=" "/>
<BOTTOMBARIMAGE JUSTIFY="LEFT" TILELEFT="1"
TILERIGHT="1" NORMAL=" " INACTIVE=" " HOVER=" " DOWN=" "/>
</FRAME>
<MENU/>
<CONTROL LAYOUT WIDTH="1" HEIGHT="1">
<CONTROL CLASS="Browser" KIND="A" ID="1" TOP="0" LEFT="O" WIDTH="1" HEIGHT="1"
URL="http://www.dodots.com /dots/Calc/CALCULATOR2.htm"/>
</CONTROL LAYOUT>
</NIM>

The first line of this definition establishes the identification of the NIM definition, as discussed above: it is in the domain "calculator," and the kind of display is "basic."

In one embodiment, the domain will be the domain name associated with the content provider. The domain name is a unique label for the provider or developer of the NIM. The NIM's "kind" is a helpful identifier for locating the NIM, and need not be unique. A NIM may also be identified using a GlobalID, when the NIM is being shared. Since the NIM defined by this XML file is not being shared, it does not have a GlobalID.

The second line of the example XML NIM definition establishes the size and appearance of the NIM frame, defining a NIM viewer in which the NIM content will be placed. The third line ensures that the height and width of the frame are fixed—that is, the size of this frame cannot be adjusted by the user. The fourth and fifth lines establish the title of the NIM—"Basic calculator"—and its location. The next four lines establish the location and placing of the titlebar and bottombar, and relevant images, e.g. mouse-over. Thus, the first part of the example NIM definition defines the NIM frame. The definition of a frame, titlebar, menu and other aspects distinguish a NIM from a browser—the content provider has control over the frame size and every aspect of the NIM's appearance, whereas when a browser is used, the content provider has to adapt to the browser display size, and browser titlebar, menu, logo and other aspects cannot be controlled by the content provider.

The rest of the NIM definition identifies, positions, and initializes the NIM's controls, which, in this case, are contained by the NIM frame. In this example, the next few lines establish that a single control will start in the upper left corner of the NIM viewer, that the control is of the type "browser," or web-rendering, and that the initialization URL for the control is www.dodots.com /dots/Calc/CALCULATOR2.htm. This URL is typically referred to as the "initialization URL," because it is where the NIM looks for NIM content when it is opened. Where the control is of type "browser," the content will typically be HTML content. However, any standard Internet content—HTML, dHTML, flash, streaming media, or Java, for example—may be used. As discussed earlier, a control, could include types other than a browser. The final two lines of the XML file close the definition file.

It will be appreciated that the NIM is designed such that content consumes the entire frame. In one embodiment, the content for the corners of the frame—the menu and the exit button—and the frame sizing images are served by an application server and referenced when the user logs in. Everything else is developed and served by a separate NIM developer. This differs fundamentally from the current approach to providing web content, in which there is a strong distinction between the viewer application—the browser—and the web page or web content. Using present browser-type technology, the content is trapped within the viewer. To obtain a cohesive application feel and access to application features, the current alternative is to develop custom client applications. NIMs allow a developer to provide an application feel without developing custom client applications.

NIMs and the client parser application have a messaging architecture—the NIM messaging architecture, or NMA—that enables NIMs, controls, and the client parser application to communicate. Messaging, in combination with the NIM definition, gives the content of a NIM access to the application/rendering program—the client parser application—and to other NIMs, allowing true application behavior. The NIM definition, discussed above, is accessible, flexible, and may be changed by a NIM or a user while the NIM is in use, even after it's been rendered.

The content provider, the user, or other NIMs can change a NIM. For example, the content—which includes the titlebar and menu elements—may be changed by the NIM provider by simply enhanced NIM content, using 20 messaging, so that NIMs can exhibit true application behavior. For example, an online brokerage firm can go beyond providing a NIM that renders stock tracking charts, and allow users to trade on-line via a second NIM that can interact with other NIMs such as the first NIM to help facilitate the activity.

A NIM can be changed by its content, or by another NIM, using messaging. This enables a NIM to, for example, notify a user of events, such as a change in content. A NIM could, for example, remain open, but in a collapsed mode, until a particular event occurs, and could then either expand to normal size, or open another related NIM. For example, if a particular stock hits a predetermined price, the stock tracking chart NIM discussed earlier can notify the user by expanding, by popping up a message, or by opening another NIM (such as a stock trading NIM). Alternatively, the NIM could notify the user of a particular event by coming into focus or changing size or content. These changes could also be made by sending messages from a content or applications server to the NIM.

As illustrated in FIG. **14**, all elements of the system can send and receive NMA messages. Message routing between NIMs, from a NIM to itself (that is, between e.g. the frame elements and a control, or one control and another), and from NIMs to the system, are handled by a message interface module **106**, which is part of the client parser application **38** in the client **20**. In one embodiment, the message interface module **106** resolves addressing queries, executes system-level commands from the NIMs such as "close all NIMs," and passes messages between NIMs. The message interface **106**

DoDots Exhibit 2015
Samsung v. DoDots - IPR2023-00701

may also communicate messages to controls such as the browser class controls, for example "navigate the addressed NIM's browser control to the argument URL." Alternatively, the message interface module **106** may route a message to an application or content server (not shown in FIG. **14**) for expanded functionality. In one embodiment, the message interface module **106** uses an HTTP request to access an application program interface (API) call, with data optionally being sent and received in XML format. For example, the message interface **106** could send a message providing user input, such as credit card information to a credit processing module on a web server **82**.

In one embodiment, an NMA message has two components: a recipient, or address, and the message body. Both are represented as strings. The address may specify an exact NIM, a kind of NIM or control, a domain, or the system, meaning the overall home NIM display. For example, in one embodiment, the address may be in the form:

#<NTM specifier>:<control specifier>

if the communication is between NIMs in the same domain, or

#<domain>:<NIM specifier>:<control specifier>

or

#<domain>:<NIM specifier>:<NIM id>:<control kind>:<control id>

if the communication is between NIMs in different domains, or

#system

if the communication is to the system.

In one embodiment, if the address is not properly specified it defaults to #system. The message interface **106** in the client **20** can flexibly allow, restrict MM addressing or sending messages—for example, the message interface can ensure that only certain NIMs can send message to a particular NIM. This allows NIM developers to develop coordinated NIMs that can interact, by sending messages to e.g. change content or open one another, without allowing other NIMs to interact with their coordinated NIMs.

In one embodiment, a specifier in n address may be the unique identification of the NIM, control or domain in question: <specifier>:=<ID>. Alternatively, where the kind of NIM or control receiving the message is important but the specific NIM or control is not, the specifier may address a message to the closest matching recipient using a search criteria: <specifier>:=<kind>#<search criteria>. The kind should be a type of NIM or control that is installed in the system. Search criteria may be, for example, "any," "open," or "closed." Finally, where the control is being specified, the specifier may be a symbol, such as ".", indicating that the message is addressed to the sending NIM. For example, in one embodiment, the address #system sends the message to the system. The address #. sends the message to the NIM which sent the message. The address #**7** sends the a message to the NIM with the identifier **7**. The address #B#open:5 sends a message to the control with the identifier **5**, in the first open dot of kind B found in the system.

In one embodiment, certain NIMs will have privileges to send particular messages to certain NIMs, and not to other NIMs. For example, NIMs in a domain may be permitted to send control messages to other NIMs in the same domain, but not to NIMs in other domains. Thus, a NIM provider may have control over messaging between NIMs in his domain, and prevent NIMs in other domains from changing NIMs in his domain. Alternatively, NIM providers may coordinate with NIM providers in other domains, permitting certain messaging privileges between some of the NIMs in their respective domains. The HomeNIM and other system NIMs, such as the login NIM, which are in the system domain, may have certain messaging privileges that no other NIMs have, such as logging the user out or closing all the currently-open NIMs.

In one embodiment of the invention, the second part of the message, the body, is represented as a string of characters. Messages may be sent to the client parser application, to the frame of a NIM, or to a control. Messages may be specific, defined messages, as shown in the following examples, or may be any javascript, which may be sent in or out of NIM content. Examples of defined messages to the client parser application, in one embodiment, are:

Application Message<arg>	Function
Refresh	Refreshes the user's profile.
#have-NIM <NIM-address>	Check if the user has the specified NIM as part of the user's profile.
#delete-NIM <NIM-address>	Remove the specified NIM from the user's profile.
#get-screen-width	Returns the width of the screen.
#get-screen-height	Returns the height of the screen.
#close-all-NIMs	Closes all open NIMs.
#get-NIM-ids <NIM-address>	Returns the NIM ID of the specified NIM.

Messages can also be sent from a NIM to itself, or to another NIM, and the identified actions or functions, specified in the body, are performed on the receiving NIM. The following are examples of messages to a NIM for one embodiment of the invention:

Defined NIM Message<arg>	Function
#set-size<width><height>	Sets the size of the NIM.
#set-width<width>	Sets the width of the NIM.
#set-height<height>	Sets the height of the NIM.
#set-position<x-pos><y-pos>	Sets the position, of screen, of the NIM.
#set-title<title>	Sets the title of the NIM.
#collapse	Collapses, but does not close, the NIM.
#uncollapse	Uncollapses the NIM.
#set-user-sizable<width true/false><height true/false>	Establishes whether the NIM is sizeable by the user
#set-background-color<color>	Sets background color of the NIM.
#set-title-text-justify<justify-keyword>	

The above examples of NIM messages may, in one embodiment of the invention, be sent to a NIM by another NIM. For example, a user may provide input to a NIM, for example a stock tracking chart NIM, indicating an interest in another NIM, such as a stock trading NIM. The current NIM may then send an "open" message to the second NIM to open it, if it wasn't already open. The current NEM may then send a navigate message (see below) that may include an argument, such as a URL or other content pointer, so that the second NIM could be opened to a specific URL indicated by the first NIM.

Finally, messages may be sent to a control of a NIM, either by the NIM itself, another control, the HomeNim system, or another NIM. As examples, the following control messages are provided in one embodiment of the invention:

Defined Control Message	Function
##<any javascript>	Run any javascript in the control, e.g. javascriptin a browser-type control.
#show	Set visibility control within a NIM.
#hide	Set invisibility of a control within a NIM.

-continued

Defined Control Message	Function
#get-size	Get size of control.
#get-address	Query for unique ID of a control by kind.
#navigate	Navigate the control.

Control messages may be used by a NIM, addressed to its own control, or to the control of another NIM. Control messages may also be sent by the HomeNIM, or by the applications server or content server.

An example of a message to a NIM is window.external. PostMessage("#.:","#collapse)" this is a message from a NIM, to itself, collapsing the NIM. Another example of a message from a NIM to another NIM is "window.external. PostMessage("#mp3#any:","#open")", which is addressed to a NIM with the kind "mp3," but only if it is in the same domain as the sending NIM. The body of the message instructs the message of type mp3 to open. An example of a javascript message is "window.external.PostMessage ("#mp3#any:1", "33play( )")", which sends a message to the mp3 NIM control that calls the javascript function play( ).

The operation of the home NIM and individual NIMs has been described. Attention presently turns to different techniques used in accordance with the invention **25** to host NIMs.

As shown and described in relation to FIG. **1**, the application server **50** includes a NIM Management Modulel **12**, a NIM Templates Database **74**, a ShareLink Database **78**, and a user profile database **76**.

FIG. **15** is a diagrammatic illustration of an embodiment of the NIM Management Modulel **12**. NIM Management Modulel **12** may contain the NIM Templates Database **74** and the ShareLink Database **78**, discussed in further detail below. NIM Management Module **112** may also contain content **402** for filling in a NIM frame or for rendering Internet pages. Alternatively, content **402** may be stored elsewhere, such as on a Web server similar to the server **82** shown in FIG. **1**. As discussed above, the content preferably contains Internet content such as HTML (Hypertext Markup Language), dHTML, and images.

In addition, Management Modulel **12** preferably contains executable procedures **403** for controlling and managing the NIM system. These procedures **403** may include: a Collection procedure **404** for obtaining new NIMs; a Sharing procedure **405** for sharing NIMs with others; Development procedures **406**, such as a DevZone procedure **407** and a DevNIM procedure **408**, for creating, modifying or deleting NIMs; Publishing procedures **409**, such as a PubZone procedure **410** and a PubNIM procedure **411**, for publishing NIMs so that they are publically accessible; and Administration procedures **412**, such as an AdminZone procedure **413** and an AdminNIM procedure **414**, for administering the system. It should be noted that the NIM sharing procedure, discussed in further detail below, may be processed by either the Server module (**102** of FIG. **1**), or the Sharing procedure (**405** of FIG. **15**). Control and management of the server and the NIM Management Modulel **12** components will now be discussed in further detail.

FIG. **16** is a diagrammatic illustration of an embodiment of the NIM Templates database **74**. In this embodiment, NIM Templates database **74** primarily stores XML NIM definitions in their initial unmodified state as initially designed by a partner and which have not been altered by a user in any way. The unmodified NIMs are also referred to as "Raw NIMs". The NIM Templatesdatabase **74** is used as the starting point for the development of NIMs which may later be customized or modified by a user, developer, or system administrator, as discussed below.

For ease of explanation, the individual or organization that controls the server (**50** of FIG. **1**) will hereinafter be referred to as the system provider and the individual or organization who supplies the content will hereinafter be referred to as a partner. It should be understood that a provider, partner, user, developer, and administrator of the system may be distinct entities, the same entity, or a combination of both. Furthermore, as discussed above, each of the above entities is assigned access rights or privileges which permit or forbid that entity from performing different actions on the system.

FIG. **16** illustrates an embodiment of a NIM Template database **74**. A NIM identification number (NIM_ID) **416** is stored in a NIM Template table **41.5** in the NIM Templates database **74**. A Raw NW, identified by its NIM_ID, includes a plethora of RAW NIM characteristics, including, but not limited to, a Raw NIM creation date **417**, which indicates when the NIM was created and is useful when searching for NIMs created during a specific time, a Raw N.I.M definition module **418**, and the NIMIndex categories **422** in which the NIM has been categorized. Each NIM when created in typically classified into one or more NIM Index categories by the developer, such as "Applications", "Business", "Entertainment" and "News".

Each NIM is fully configurable and definable. The NIM definition module **418** contains details defining the NIM, such as the look-and-feel **419**, of the Raw NIM, initialization URLs (Uniform Resource Locators) **420**, and a location **421** of where the developer would like the NIM to open on a users's computer screen. The look and feel of the NIM is the appearance and function of the NIM interface. The look and feel may characterize the frame or skeleton layout, the graphics used to represent certain functions, such as opening and closing the NIM, whether the frame is sizable, and the appearance and operation of menus in the frame.

The definition module **418** may also contain Initialization URLs **420** which reference resources containing content. The content resources may be HTML (Hypertext Markup Language), dHTML, images, programs such as Java applets, or any other file supported by HTTP. The Initialization URLs **420** contains the name of the protocol required to access the resource, a domain name that identifies a specific computer on a network, such as the Internet, and a hierarchical description of a file location on that specific computer. These files or resources are then used by the home NIM to fill in the frame and controls with content. In addition, the definition module **418** may contain other details such as the location **421** on a user's computer screen where the NIM should initially open.

The NIMIndex may be used to search for, learn about, and collect NIMs. The NIMIndex is typically accessed from either a Web browser, such as Internet Explorer® or Netscape Navigator® or from the home NIM, **108** of FIG. **1**. A user may search for NIMs by, or according to, any field of the NIM Templates table **415** via the NIMIndex.

A user accessing the NIMIndex from a Web Brow typically navigates to a main NIMIndex web page such as that shown in FIG. **17**. FIG. **17** is an illustration of the main NIMIndex Web page **423**. A user typically navigates to main NIMIndex Web page **423** from a NIM home-page (not shown), or while anywhere within the NIM Web site by clicking on the "Collect the DOtS™" link **424** in a menu **425**. A user may search the NIMIndex by entering a search term in a form **426** and clicking on the "Search" button **428** which implements the Collection Procedure (**404** of FIG. **15**) to search the NIM Templates database (**74** of FIG. **15**) for NIMs that match the

DoDots Exhibit 2015
Samsung v. DoDots - IPR2023-00701

query. In one embodiment, the NLMIndex may be searched by NIM title, NIM description, or partner, as shown in the pull down menu **430**. The user may also browse the NIMIndex by clicking on a link **432** to a NIMIndex category **434** which will navigate the user to a NIMIndex category Web page **440**, as shown in FIG. **18**.

FIG. **18** is an illustration of a single NIMIndex category, the "Applications" category **435**, shown in FIG. **17**. A list of sub-categories (not shown), as well as a list of NIMs **442** and their short descriptions are shown in FIG. **18**. A user may click on the "more detail" link **444** to be taken to a page displaying a full description (discussed later in relation to FIG. **29**B) of the NIM, shown in FIG. **19**.

Navigation of the Internet generally occurs through the use of URLs (Uniform Resource Locators), which are the addresses of files or resources accessible on the Internet. The type of resource depends on the Internet application protocol. Using the World Wide Web's protocol, the Hypertext Transfer Protocol (HTTP), the resource can be an HTML (Hypertext Markup Language) page, an image file, a program such as a Java applet, or any other file supported by HTTP. The URL contains the name of the protocol required to access the resource, a domain name that identifies a specific computer on the Internet, and a hierarchical description of a file location on the computer and usually takes the form: "URL= protocol://machine.name[:port]/directory/document. name'?[&arguments] " The "protocol" is the Internet protocol used to reach the document or resource. On the Web, the "protocol" is typically HTTP, but it can take any number of forms, such as ftp (file transfer protocol), file (a local file), gopher (gopher protocol), mailto (electronic mail address), news (Usenet news), telnet and tn3270 (interactive sessions), wais (wide area information servers), or the like.

The "machine.name" is the name of the host come where the document resides (such as www.NIM.com). The ":port" portion of the address is optional and is only necessary when a resource is accessible through a non-standard TCP port number. Although the standard port number for HTTP is **80**, there are numerous Web servers on the Internet that use non-standard ports, such as port **8000**.

The NIM system, however, may also utilize a proprietary NIM protocol. An example of a URL using the proprietary NIM protocol is: "NIMS:?NIMTemplate=<N/M_ID>"

The NIM protocol URL is used to collect, distribute, and share NIMs. When collecting NIMs the NIM protocol URL is referred to as a NIMLink. When distributing or sharing NIMs the NIM protocol URL is referred to as a ShareLink.

The "NIMs:" term defines the NIM protocol or scheme and is always followed by a colon. The "?NIMTemplate= <NIM_ID" is an argument, where a dollar sign (5) and a question mark (?) are used to denote path and/or search elements. It should be noted that no path is supplied (i.e.: "//path/to/something"). The argument instructs the client parser application (**38** of FIG. **1**) how to handle a user's selection of a NIM protocol URL and what the NIM protocol URL must do. For example, to obtain a NIM, the argument might read "NIMTemplate=123', to obtain a Share (discussed below) the argument might read "Share=123", to obtain a Pack (discussed below) the argument might read "Pack=123", etc. The argument can be used to cause the client parser application to do anything within it's system of functionality by specifying new argument sets to build new types of special client parser application links.

In one embodiment, the address for where the client parser application (**38** of FIG. **1**) searches the system (**10** of FIG. **1**) for the NIM Template or ShareLink database (**74** and **78** of FIG. **1**) is specified within the processed login script or session_config, although it could alternatively be specified within the NIM protocol URL. When a user clicks on a NIM protocol URL (from any where you can place and click on a link, for example in a browser, in a NIM, in email, in a document, etc.), the client parser application processes the NIM protocol URL in the same manner as a browser processes HTTP links and an email program processes mailto links.

When a protocol URL takes the form of a NIMLink, the client parser application responds by obtaining the NIM definition from the NIM Template database, optionally adds the NIM to the user's processed user profile (unless the NIM has been specified to be opened in transient mode, which may be specified in the argument), and optionally opens the NIM on the user's display screen.

In one embodiment, by default, unless specified otherwise, a NIM will be added to a users collection (transient—false) and will be opened (open—true). A NIMLink with arguments may look as follows: "NIMS:?NIMTemplate &transient=true" or "NIMS:?NIMTemplate&open=false". More than one additional argument could be added by appending another argument to the URL which may read as "&argument=value".

A ShareLink (discussed below) is similar to a NIMLink and may read "NIMS:?share=123", where 123 is the SHARE ID referencing the share module within the ShareLink Database. Pack Links (discussed below) typically read as "NIMS: ?pack-123", where 123 is the PACK_ID referencing a pack module within the NIM Template Database.

FIG. **19** is an illustration of a full description of NIM content **446**. A graphic of the opened NIM may also be displayed **448**.

Once the user decides that he would like to add a NIM to his home NIM, the user clicks on the "get it now" or "Get This Dots™ NIMLink **450** (FIGS. **18** and **19**) which either runs the Collection procedure (**404** of FIG. **15**) which obtains that NIM's NIM definition module (**418** of FIG. **16**) from the NIM Template table (**415** of FIG. **16**), or opens another Web page as shown in FIG. **20**.

FIG. **20** is an illustration of a Web page **452** which might be displayed to the user once the user has clicked on the NIM-Link **450**. The user is presented with an option of either collecting the NIM **456**, or if the user does not have the home NIM application, the user may first download the home NIM by clicking on "Get the homeDotIm" **454**. Once the user clicks on the download the NIM button **456**, the Collection procedure (**404** of FIG. **15**) obtains that NIM's NIM definition module (**418** of FIG. **16**) from the NIM Template table (**415** of FIG. **16**).

The Collection procedure (**404** of FIG. **15**) transmits the NIM definition to the user's home NIM, which optionally opens the MM and saves the NIM definition module (**418** of FIG. **16**) on the user's local processed user profile. All NIM definition modules (**418** of FIG. **16**) on the user's computer may subsequently be saved to the user profile database, as discussed earlier in this writing. Alternatively, a "preview" button may be provided which transiently displays the NIM on the user's computer screen without adding the NIM to the user's local processed user profile. The user may also search the NIMIndex from their home NIM.

FIG. **21** is an illustration of the main home NIM graphical user interface (GUI) **464**, similar to that shown in FIG. **5**. The home NIM displays a list of all NIMs **466** that the user has collected. Furthermore, any NIMs that the user has collected in groups or packs, can be accessed by clicking on the "My

DoDots Exhibit 2015
Samsung v. DoDots - IPR2023-00701

Dotpacks'" tab **468**. One way to obtain new NIMs is to click on the "Get" button **470**, which opens the NIM shown in FIG. **22**.

FIG. **22** is an illustration of a get new NIM GUI **474**. A list of all NIMs **476** (or a featured subset) that may be collected by the user are displayed. Clicking on the "More Dots'" tab **478** (shown in FIG. **23**) displays further NIMs which may be collected.

When a user selects or clicks on any of the NIMLinks **480**, NIMLink **480** references the NIM_ID (**416** of FIG. **16**) for that NIM in the NIM Templates database (**74** of FIG. **16**). The collection procedure (**404** of FIG. **15**) receives the NIM_ID (**416** of FIG. **16**) from the user, locates the NIM definition module (**418** of FIG. **16**) corresponding to that NIM_ID in the NIM templates database, and transmits the NIM definition module to the user's computer. That NIM may automatically be opened on the user's computer screen. The NIM is saved to the user's list of NIMs on their home NIM (**466** of FIG. **21**), and the NIM definition module is saved in the user's local processed user profile. Alternatively a "preview" button may be provided which transiently displays the NIM on the user's computer screen without adding the NIM to the user's local processed user profile, as discussed above in relation to the N**1**MLink. All the NIM definitions that the user has listed on their home NIM are saved to the user profile database either periodically, at a set time, by event, or when the user closes their home NIM. The technique of the invention facilitates a viral distribution architecture. In other words, the technique of the invention facilitates rampant distribution of generated NIMs, as described below.

Users (or developers) may share NIMs they have collected, and perhaps even modified, with other users (or developers) in accordance with this viral distribution architecture. Because the NIM definition contains basic reference information, such as data to instantiate the NIM and URLs and other references to where the NIM content is located, a NIM is easily and quickly distributed, collected, and shared. By-packaging Internet content and applications as NIMs and referencing the NIMs by NIMLinks, the system advantageously gives Internet content viral characteristics as the NIMs can easily be distributed or shared between users.

Each NIM definition contains just enough information to define and initialize the NIM's components (NIM frame, controls, etc.). For example, this information may contain data to configure the skeleton or frame that is filled in by NIM content from a developer's server. The NIM definition is therefore fairly small in size (~2K), and is therefore easily distributable as an XML file or Blob (binary large object), which is communicated using the same mechanisms (HTTP/HTTPS requests) as regular Web pages.

This is especially useful where a user has collected a NIM or a group of NIMs (Packs) that he would like to send to another user. For example, a user may have an online trading NIM, calculator NIM, and stock research MM all set up in various positions on his screen, and would like to share the entire Pack with a friend who is remotely connected to the Internet.

To share NIMs with others, the system utilizes the Sharelink database **78** of **25** FIG. **15** and the Sharing procedure **405** of FIG. **15**. FIG. **24** is a diagrammatic illustration of the Sharelink database **78**. NIM Sharelink database **78** stores a list of all NIMs shared by users, developers, or administrators, in a share table **484**. Each NIM or group of NIMs shared is assigned a Share ID **486** which points to a Share module **488**. Each Share Module **488** may also include a creation date **490**, multiple **30** individual MM definition modules **492**, or multiple packs of NIMs that have been shared (Sharepack module **494**) containing multiple NIM definition modules **496** and **498**.

FIG. **25** is an illustration of a Share NIM's GUI **500**. All dots collected by the user (**466** of FIG. **21**) can be shared with other users by clicking on the "Share" button **502** shown in FIG. **21**. Once the user has clicked on the "Share" button **502**, the GUI **500** shown in FIG. **25** is launched. The user may then highlight any of the NIMs or packs of NIMs **504** he has collected or created and thereafter share the NIMs or packs of NIMs **504** by clicking on the "Share via email" button **506**. It should be noted that other means of distributing the NIMs may be used together with, or instead of, email.

When users share NIMs or NIM packs, their home NIM application generates a **10** share module, which may for example be an XML Blob containing the N**1**M definition or Sharepack modules shared. The shared NIM XML is then sent to, and saved in, the Sharelink database (**78** of FIGS. **1** and **24**). The Sharing procedure **405** of FIG. **15** then automatically generates a shared link (ShareLink) that references or points to the address of the shared XML on the Sharelink database. This ShareLink is then sent or **15** distributed (via email or posted on a Web site) to other users.

If a user receives shared NIM(s) or pack(s) and has a home NIM installed on his client computer, then clicking on the Sharelink adds the NIM(s) to the user's home NIM and opens the shared NIM(s) on the user's screen. If a recipient of a shared NIM does not have the home NIM installed on his computer, then the home NIM is downloaded and installed (with the user's cooperation), the shared MM is added to his local processed user profile, and the NIM is opened.

The NIM management module (**112** of FIG. **15**) may also be responsible for controlling and managing the development of new NIMs via the DevZone and the DevNIM discussed below.

Because NIM content is based on existing Internet content standards (HTML, DHTML, GIFs, etc.) developers can create MM content using their existing Internet content development tools and methodologies. Therefore, no special hardware or software is required to develop or serve NIM content.

Furthermore, as the application server (**50** of FIG. **1**) hosts and delivers NIM definitions from the NIM Templates database (**74** of FIG. **1**) developers merely define and package the NIM content without directly authoring, hosting, or serving the XML NIM definitions. Therefore, no special hardware or software is required on the developer-side to host and serve the NIM content, other than required for their regular Internet content.

Two means are provided for creating NIMs. First, a Developer Zone Web site (DevZone) and second, a set of developing NIMs (DevNIMs). Both means enable NIM developers to create, define, and modify NIM definitions, and to support the NIM development process which results in XML NIM definitions being added to the NIM Templates database and NIMLinks generated.

The DevZone is a Web site where NIM developers can view a list of NIMs they have defined and/or published, add new NIMs, and categorize, view, modify, or delete their existing NIMs. The DevZone is preferably rendered in a Web browser, is hosted on the Web server (**82** of FIG. **1**), and is implemented with a DevZone procedure (**406** of FIG. **15**). To access the DevZone, the developer may typically pass through a secure portal, such as by supplying a login identity and password.

FIG. **26** is an illustration of the main DevZone Web page **510**. All NIMs created by the NIM developer appear in a customized NIM list **514** that may only be accessed by that

NIM developer. All NIMs created by a developer appear on the NIM list **514**, unless they have been deleted by the developer or by a system administrator. The NIM list may contain the NIM name **518**, the date the NIM was created **520**, and an indication **516** of whether the NIM is in development or accessible by the public in the NIMIndex (i.e. "in-development" or "published").

To access the NIM definition (for modification or review) the developer clicks on a "modify" or "preview" link **524** as transient (e.g. to add the NIM to their home NIM for previewing and testing). By clicking on the "modify" link, the developer is taken to the NIM modification web page, as shown in FIG. **27**. Alternatively, by clicking on the "Create a Dot'" button **522**, the developer is taken to a web page similar to the NIM modification web page shown in FIG. **27**, where the developer may create a new NIM.

FIG. **27** is a partial view of a NIM modification web page **530**. To modify an existing NIM, or create a new NIM definition, a developer preferably utilizes Web forms, such as **534** to **542**, or any area that contains objects that capture user input, such as text entry spaces, check boxes, and selection buttons. Developers typically fill in forms with information which defines the NIM, where the details might include the NIM's name **534**, the URL for any image associated with NIM **540** (as shown in FIG. **18**), the URL for a detailed image **542** (**448** of FIG. **19**), and such details as NIM frame (e.g., size of NIM, sizeable), layout of the controls (e.g., WebConduit control), and to specify the initial MM content (e.g., the initial target URLs for the WebConduit control, TitleBar, BottomBar), and any categories in which the developer would like the NIM to be listed in the NIMIndex. Once the developer has completed or modified the forms, he may either save or delete the NIM **532**. If the developer selects either the development check box **536** or the public check box **538**, and then saves the NIM, the DevZone procedure (**407** of FIG. **15**) generates a XML NIM definition, stores the XML NIM definition in the NIM Templates database (**74** of FIGS. **1** and **15**) and returns a NIMLink pointing to that NIM which is listed on the NIM list (**514** of FIG. **26**) on the developer's home NIM. The only difference being that once the developer selects the public check box **538** and saves the NIM, the NIM definition is published utilizing the PubZone publishing procedure (**410** of FIG. **15**) to a publically accessible portion of the NIM Template Table (**415** of FIG. **16**), from where users can access, download, and collect the NIM. If the developer selects the development check box **536**, the NIM can only be viewed and or modified by the developer and system administrator. It should be noted that the DevZone only allows control of certain characteristics of each NIM. Other characteristics may be set to default while still other characteristics can only be altered by an administrator. In an alternative embodiment, the DevZone may be rendered in a NIM or group of NIMs just as it was rendered in a Web browser. In either embodiment, NIM developers fill out one or more forms specifying NIM definition parameters, an XML NIM definition gets created and stored in the NIM Templates. Database, and a NIMLink gets generated that points to the new NIM. The Developer can then view or debug this NIM by clicking on the NIMLink to add it to his home NIM, or preview as transient, and thereafter render it on his screen. NIM definitions may also be developed using NIMs and NMA messages. A **30** developer may create Raw NIMs from empty NIM Templates using a development NIM (the DevNIM) on the developer's home NIM.

FIG. **28**A to **28**D are GUIs of a development NIM (the Dev NIM). A developer may obtain a DevNIM by either collecting the DevNIM in the usual manner, as discussed above, or the system, via the system administrator, may share the NIM with the developer, also as discussed above. The DevNim contains a DevNIM procedure (**408** of FIG. **15**) which is transmitted to the developer's home NIM, as discussed above.

To create a new NIM, the developer launches the DevNIM and enters a NIM name **550** into the DevNIM. The server then obtains an empty NIM (a NIM with default or no initialization data and with only basic characteristics) from the NIM Template Database using the procedure for collecting NIMs described above, and saves the empty NIM under the supplied new NIM name **550** locally in the developer's processed user profile. The developer may then modify the empty NIM to the required form using the DevNIM. In the preferred embodiment a pull down menu **552** is provided where the developer can select which feature to modify, such as the frame characteristics (FIG. **28**B), the titlebar (FIG. **28**C), or initialization URLs for different frame or control elements (FIG. **28**D).

Each time the developer modifies a setting, the DevNIM, using the DevNIM procedure, sends NMA messages to the newly saved NIM to modify its definition parameters. For example, modifying the NIM's name, size, TitleBars, BottomBars, or WebConduits (as shown in FIGS. **28**A to **28**C).

Unlike the DevZone, a new XML NIM definition and NIMLink is not generated every time a modification is made. All modifications (during the development cycle) are made locally to the NIM definition and are stored in the developer's processed user profile. The DevNIM embodiment, therefore, requires a separate publishing step that promotes the newly created NIM definition from the developer's user profile, to the NIM templates database on the application server.

To publish the NIM, the NIM developer categorizes the NIM and the NIM definition is copied from the developer's processed user profile to the NIM Templates database.

A publishing NIM (PubNIM), implemented with Publishing procedures **409**, is provided to handle these functions. The PubNIM may therefore be shared or transmitted to the developer along with the DevNIM. The PubNIM contains a PubNIM procedure (**411** of FIG. **15**) which controls the publication of the NIMs to the NIM template database, as discussed above. The PubNIM procedure sends a NIM definition module to the application server which receives the NIM definition module, extracts the NIM definition from the share module, stores it in the NIM Templates database, and associates the NIM with the developer so that the NIMLink shows up on the developer's NIM list (in their DevZone account).

Alternatively, the new NIM may be published directly from the DevNIM. Once a user is satisfied with the NIM, he may select an option which publishes that NIM definition to the NIM Templates database. It should be noted that a developer may modify his NIMs at any time from the DevNIM.

As mentioned earlier, when a developer is first authorized to create and/or modify NIMs, or at any time thereafter, information about that developer is saved in that developer's user profile (**76** of FIG. **1**) on the application server.

A developer may also create application programs using NIMs, which a user may access from his client computer. Just as client-side application characteristics (sizing, position, menus) are accessible to content via NMA, the system may offer server-side application functionality, or toolkits, which are accessible through the NMA.

A developer can build a NIM application without implementing, hosting, or supporting complex server or client applications. By using the server toolkits, a developer can develop N1Ms that exhibit server-application behavior by focusing on implementing NIM content (just like standard Internet content).

For example, a NIM's content (an HTML page) may send a message to the system (or server) to request a credit card to

DoDots Exhibit 2015
Samsung v. DoDots - IPR2023-00701

be processed. Other toolkit examples may include credit card billing, user profiling, targeted advertising, email, chat rooms, Internet telephony applications, or calendars.

Any server-side application can be made accessible through the NMA, as a toolkit, just as client-side application behaviors are made accessible. In the current implementation, server-side application functions could be offered by a NIM (exposed via javascript functions on a page in a hidden frame). Other NIMs could access this functionality by sending NMA messages to this "Toolkit NIM" calling the functions. A NIM developer may therefore focus on Internet content development while accessing the features, behaviors, and functionality of an application just as if he had developed custom client and server side applications. The NIM management module (**112** of FIG. **15**) may also be responsible for controlling and managing the administration of the system via the AdminZone and the AdminNIM discussed below.

A system administrator has the power to create, modify or delete users, developers, NIMs, other administrators, or NIMIndex categories, depending on that administrators access privileges. In a similar manner to the DevZone and DevNIM, system administrators may utilize either a Web browser administration zone (AdminZone), or an administration NIM (AdminNIM) which both make use of Administration procedures (**412** of FIG. **15**).

To access the AdminZone, an administrator typically passes through a secure portal, such as by supplying a login identity and password. Once within the AdminZone, the administrator may search for a NIM by NIM name or title **552**, category, developer, developer contact name, or status, as shown in FIG. **29**A. The administrator may also selectively search for NIM's in development or publically accessible NIMs **554**.

Utilizing an AdminZone procedure (**413** of FIG. **15**), once the required NIM **20** is located the administrator may modify or delete the NIM in a similar manner to a developer as shown in FIG. **29**B, and described above.

Also utilizing the AdminZone procedure, the administrator may manage NIMIndex categories by creating new categories, modifying or deleting existing categories, and/or adjusting the layout of the NIMs within those categories as shown in FIGS. **30**A and **30**B. For example, an administrator may change a category's name **558**, designate the category active or inactive **556**, or create sub-categories **560**. The system administrator may also select a category or categories for the NIM to appear in, where each NIM may be registered in more than one category.

Finally, utilizing the AdminZone procedure (**413** of FIG. **15**), an administrator may search for users, providers, or developers and adjust their details, as shown in FIGS. **31**A and **31** B. The system administrator may, for example, change a users contact details. In addition to adding, modifying or deleting NIMs, system administrator may have the task of reviewing NIM submissions from developers and promoting NIMs to the public. A submissions list of newly submitted NIMs may be displayed to an administrator, who may promote the NIM to the public or view the NIM. Once promoted, changes are made to the NIM Templates database and the NIM is automatically removed from the submissions list (again by utilizing the AdminZone procedure (**413** of FIG. **15**)).

The foregoing discussion has explored the inherent nature of NIMs. Attention now turns to different techniques that may be used to exploit information that is associated with the use of NIMs. In particular, the following discussion is directed toward the accumulation of statistical information that is only available in view of the architecture of the present invention.

Currently, the predominant method of tracking and collecting user online behavior is severely limited for a number of reasons. First, most Internet use or visitor statistics are single-dimensional (linear, sequential) because Internet content is presented to users one full-screen page at a time. Second, users visit and leave sites so rapidly their visits are barely meaningful. Third, user's browsing habits are often discontinuous (browsers give users navigational bypass controls—back, forward, home, refresh, stop, etc.). Fourth, user behavior tracking is limited from a single site's server point of view. Current use statistics are plagued with the challenge of tracking continuous user behavior (especially from a cross-company perspective), with more than a single dimension of use context. Finally, because a computer may have multiple users, or a single user may use multiple computers, tracking continuous user on-line behavior is extremely difficult.

One of the advantages of the NIM system as illustrated in FIG. **1**, is that the Server **50** is able to track continuous, long-term NIM use information about each user. This is because the NIM server, through communication with the home NIM, can track each NIM event performed by each user. Therefore, it is possible to track each individual user's entire NIM use activity from the moment the user downloads the home NIM.

Referring to FIG. **32**, in one embodiment of the invention the following events may be tracked by the Event Log Module **98** (within the client computer **20** of FIG. **1**):

home NIM Download Event **704**

NIM Download Event **706**

NIM Display Event **708**

Web Click-Through Event **710**

Page-View Event **712**

First NIM Installation Event **714**

First home NIM Startup Event **716**

Transient Mode Event **718**

Share NIM Received Event **720**

NIM Pack Received Event **722**

A home NIM Download Event **704** is logged when the user clicks on a link to request the home NIM user application. Preferably, the start time **752**, and the end time **754** are recorded for this event. Also recorded is the provider ID **750** which is a parameter (generally, an integer) that represents the content provider partner who provided the link to the user.

NIM Download Event **706** is logged when the home NIM acquires a NIM via a NIMLink. The start time **752**, the end time **754**, and the provider ID **750** are recorded for this event. Also recorded is the NIM ID **756** which is a parameter (generally, an integer) that represents the NIM that was just downloaded.

NIM Display Event **708** is logged when a user activates a NIM. The NIM ID **756**, the start time **752**, and the end time **754** are recorded for this event. Web Click-Through Event **710** is logged whenever a user links from a NIM to a full-screen browser. This can occur when a user clicks on a link in the NIM, or it can occur automatically through the NIM messaging, or directly through the content provider. The NEM ID **756**, the start time **752**, and the Internet address **758** of the link are recorded. Page-View Event **712** is logged whenever a user views a page of content within a NIM. The NIM ID **756**, and the start time **752** are recorded for this event.

First NIM Installation Event **714** is logged the first, a NIM or NIM Pack is installed from a web site. This event is logged only once for each user account. The NIM ID **756**, start time **752**, and end time **754** are recorded for this event.

First home NIM Startup Event **716** is logged when the home NIM runs for the first time. This event is logged only once for each user account. The start time **752** is recorded for this event.

Transient Mode Event **718** is logged when the home NIM runs in transient mode. Transient mode occurs when the home NIM runs before the user has logged in. The start time **752**, and the end time **754** are recorded for this event.

Shared NIM Received Event **720** is logged for each NIM a user receives as part of a share. If a NIM Pack is shared, this event will be recorded for each NIM in the shared pack. The NIM ID **756**, the start time **752**, and the end time **754** are recorded for this event.

Shared NIM Pack Received Event **722** is logged for each NIM Pack a user receives as part of a share. Thus, when a NIM Pack is shared, an Event **720** will be logged for each NIM in the NIM Pack, while an Event **722** will be logged once for the NIM Pack itself. The start time **752**, and the end time **754** are recorded for this event.

The events listed above are tracked in one particular embodiment. Other embodiments may track more or perhaps fewer events. This comprehensive event tracking is possible because each user event can be identified by the NIM Server through communication with the home NIM. Additional events may include tracking when a user sends a share or tracking when a user sends a NIM or a NIM Pack.

FIG. **33** shows a typical series of user actions **800** as they are tracked by the Event Log Module **98**. First, a user may request to download the home NIM application (step **802**) from either a partner's web site or the NIM Server **50**. The Event Log Module **98** records a home NIM Download Event, as shown with field **704** of FIG. **32**. The start time **752**, and the end time **754** are preferably recorded. Also, the provider ID **750** of the site from where the home NIM download request was received is recorded.

Returning to FIG. **33**, the user subsequently activates the home NIM for the first time (step **804**). The Event Log Module **98** records a First home NIM Startup Event **716**, as shown in FIG. **32**. The start time **752** is preferably recorded. In addition, the home NIM is activated and the user lot yet logged in, a Transient Mode Event **718** is logged and the start time **752** is recorded.

As shown in step **806** of FIG. **33**, the user logs into the home NIM. When this occurs, the end time **754** may be recorded for the Transient Mode Event **718**.

A user download of a new NIM (step **808**) may be from a partner's web site or the NIM Server. When this occurs, the raw NIM definition is copied into the user's User Profile **76**. The event log **98** records two events. First, because this is the first NIM the user has installed, a First NIM Installation Event **714** is recorded. The start time **752**, the end time **754**, and the provider ID **750** of the download site are preferably recorded. The second event recorded is a NIM Download Event **706**. The Event Log Module **98** preferably tracks the NIM ID **756**, the provider ID **750**, the start time **752**, and the end time **754** for this event. The next thing a user may do is open the NIM (step **810**). This consists of retrieving the NIM definition from the user's User Profile and getting NIM content from the provider **82**, as discussed above. The NIM is displayed for the user and the Event Log Module **98** records a NIM Display Event **708**. However, at this point, the Event Log Module **98** can only record the start time **752**, and the NIM ID **756** for this event. The end time **754** is recorded when the NIM is closed.

For every page of content a user views within a NIM **812**, a Page-View Event **712** is recorded. Some page views may require content from the provider **82**. The NIM ID **756**, and the start time **752** are recorded for this event.

The NIM may also enable the user to click on a link that results in navigating to a full screen web browser (step **814**). When a user does this, a Web Click-Through Event **710** is recorded. The Event Log Module **98** records the NIM ID **756**, the start time **752**, and the URL of the web site that is passed from the NIM content to the browser **758**.

When the NIM closes (step **816**), the end time **754** for the NIM Display Event **708** is recorded. When the user logs out of the home NIM (step **818**), the event log is uploaded to the Server **50** (of FIG. **1**).

In one embodiment of the invention, the previously described Event Log Module **98** (within the client computer **20** of FIG. **1**) tracks user events in the home NIM user application and uploads the information to the Statistics Database **80** (of the server computer **50** of FIG. **1**) at predetermined intervals alternate embodiments, the Event Log **700** (in FIG. **32**) may be processed by the NIM Server before it is stored in the Statistics Database **80**. For example, the NIM Server may process NIM use status information for each user that is currently logged in.

The Statistics Database **80**, illustrated in FIG. **34**, preferably lists every event **1002** by every user of home NIMs along with the corresponding fields associated with each event. For-example, if a NIM Display Event is recorded, the User ID **1004** of the user that performed the event is listed, the start time **1006** is listed, the end time **1008** is listed, and the NIM ID **1010** is listed. If a Web Click-Through Event is recorded, the User ID **1004** is listed, the NIM ID **1010** is listed, the start time **1006** is listed, and the URL of the web site **1014** is listed. The Statistics Database **80** therefore allows the list of events to be easily referenced and searched by each event or by each of the fields associated with the events.

Referring to FIG. **35**, the Statistical Analysis Module **900** uses the Statistics Database **80** in order to provide various services for the content provider partners **82**. Preferably, the Statistical Analysis Module **900** includes a Multi-Dimensional Consumer Profile Module **902**, a Real-Time Advertising Module **904**, and a Pack Building Module **906**, as discussed below.

A primary advantage of the present invention is that, because NIMs are used in groups and are used more often and for longer periods of time than web pages or web sites, real-time multi-dimensional NIM use data (that's a function of which NIMs are activated simultaneously) can be accumulated. In accordance with an embodiment of the invention, this accumulated data is used to generate a multi-dimensional consumer profiling database. The Multi-Dimensional Consumer Profile Module **902** uses information from the Statistics Database **80** to examine, for each user, the start time, and the end time of each NIM Display Event It then determines the NIMs (using the NIM IDs) that are opened simultaneously for each user. The Module **902** determines, for every selected NIM, the other NIMs that a given user may use in conjunction with the selected NIM. The Module **902** also determines how often these other NIMs are used simultaneously with the selected NIM. For example, Company X provides a NIM for selling its books. The Multi-Dimensional Consumer Profile Module **902** determines for Company X that a particular user has a NIM related to finance activated 30% of the time the user has the book-selling NIM acted, a NIM related to computers 20% of the time the user has the book-selling NIM activated, and a NIM related to wedding gifts 5% of the time the user has the book-selling NIM activated. This will provide Company X with a more complete profile of the user's interests.

The Real-Time Advertising Module **904** determines the NIMs that each user has displayed at any given moment. This

DoDots Exhibit 2015
Samsung v. DoDots - IPR2023-00701

information is used by a content provider partner or by the NIM Server to target advertising information. For example, if a user has a NIM related to sports displayed simultaneously with Company X's book-selling NIM, Company X uses this information to stream an advertisement for a sports book. In one embodiment, this is accomplished by associating each NIM with a context keyword. This is done by incorporating the context keyword into the NIM definition or, alternatively, by maintaining a table of NIMs and their corresponding context keywords. For example, the NIM related to sports is associated with the context keyword "sports." Moreover, the Real-Time Advertising Module **904** may combine the real-time user information with the historical user information from the Statistics Database **80** to provide advertisers with a complete picture of a user's interests.

The Pack Building Module **906** uses the Statistics Database **80** to determine which NIMs are being used simultaneously. The Module **906** also determines which NIMs are being shared as NIM Packs. From this, the Module **906** provides information to content provider partners about which NIMs should be bundled together. In alternate embodiments, the Module **906** builds a NIM Pack based upon the information it processes. For example, if the Pack Building Module **906** determines that an airline NIM is being used with a hotel NIM and a car rental NIM, the Module **906** may build a NIM Pack with a restaurant NIM.

Additionally, in one embodiment of the present invention, the NIM Server **82** may track the content within a NIM in a Content Database **1050**, as illustrated in FIG. **36**. A content descriptor **1052** which may be a string describing the content that is shown within the NIM is recorded for content shown in the NIM. For example, if a NIM displayed an advertisement for an automobile followed by an advertisement for a restaurant, the two recorded content descriptors might say "automobile ad" and "restaurant ad." In addition, the NIM ID **1054**, the start time at which the content is displayed **1056**, and the end time **1058** are all preferably recorded for each content descriptor.

Referring to FIG. **35**, The Content Analysis Module **950** is able to correlate, at any moment, the content displayed to the user as recorded in the Content Database with the user's NIM activity recorded in the Statistics Database. For example, if one NIM displays to a user an advertisement for a travel book, the user may open a NIM related to Florida, a NIM owned by a specific airline, and a NIM owned by a car rental company. This pattern of user behavior will allow the company that provides the travel book advertisement to better understand the effect of the advertisement on the user. The company may use this information to make cross-promotions with other NIM providers, or, simply to provide more effective targeted advertisements.

In an alternative embodiment, each of the content providers may track its own content information. The content providers could then compare its content information with the user information provided by the Statistics Database of the NIM-Server.

Finally, referring to FIG. **37**, all of the user event information may be used in conjunction with user information provided at login. During the login process, the user may be required to enter demographic information such as age, marital status, etc. In one embodiment, this information is stored in a User Account Database **1100**. Each User ID **1102** is listed along with the corresponding user information **1104**. Therefore, it is possible to match the user events with personal information about the particular user to give advertisers or NIM content providers a more complete behavior profile of each user.

The foregoing description, for purposes of explanation, used specific nomenclature to provide a thorough understanding of the invention. However, it will be apparent to one skilled in the art that the specific details are not required in order to practice the invention. In other instances, well known circuits and devices are shown in block diagram form in order to avoid unnecessary distraction from the underlying invention. Thus, the foregoing descriptions of specific embodiments of the present invention are presented for purposes of illustration and description. They are not intended to be exhaustive or to limit the invention to the precise forms disclosed, obviously many modifications and variations are possible in view of the above teachings. The embodiments were chosen and described in order to best explain the principles of the invention and its practical applications, to thereby enable others skilled in the art to best utilize the invention and various embodiments with various modifications as are suited to the particular use contemplated. It is intended that the scope of the invention be defined by the following claims and their equivalents.

What is claimed is:

1. A computer readable electronic storage medium, the electronic storage medium comprising machine readable instructions configured to operate on a first computing device to present Internet content to a user of said first computing device according to a computer-implemented method comprising:

obtaining, on the first computing device, information identifying a user of the first computing device;

accessing a user profile associated with the user based on the obtained information identifying the user, wherein the user profile is accessed by the first computing device from electronic storage media accessible to one or more processors of the first computing device;

obtaining on electronic storage media accessible to one or more processors of the first computing device machine readable instructions associated with a first networked information monitor, wherein the machine readable instructions associated with the first networked information monitor include one or more initial uniform resource locators at which content for the first networked information monitor is accessible over the Internet;

initiating the first networked information monitor on the first computing device by executing the machine readable instructions associated with the first networked information monitor, wherein initiating the first networked information monitor includes generating, via the first networked information monitor, a request over the Internet for content to the one or more initial uniform resource locators, and

wherein initiation of the first networked information monitor on the first computing device is responsive to an indication in the accessed user profile that the first networked information monitor should be automatically initiated for the user of the first computing device;

obtaining, via the first networked information monitor, first Internet content from the one or more initial uniform resource locators, said first Internet content programmed in a format readable by a dedicated Web browser program having native web navigation control features;

rendering, via the first networked information monitor, a graphical user interface defined by the first Internet content to produce a visual manifestation of the first Internet content on an output apparatus of the first computing device, wherein the visual manifestation of the first

DoDots Exhibit 2015
Samsung v. DoDots - IPR2023-00701

Internet content is displayed independently from any window of a dedicated Web browser program including native web navigation control features, and wherein if the graphical user interface rendered via the first networked information monitor provides any control to a user of the first computing device over access, via the first home application, to content obtained over the Internet from any uniform resource locators other than the initial uniform resource locators, such control is provided by features of the graphical user interface that are defined by content received by the first networked information monitor over the Internet in a format readable by a dedicated Web browser program having native web navigation control features;

receiving a share command on the first computing device, wherein the share command indicates that the first networked information monitor should be shared with another user; and

issuing instructions by the first computing device that result in an electronic transmission of information to a second computing device that is associated with the other user, wherein the information transmitted to the second computing device shares with the other user the first networked information monitor, and wherein the issuing of the instructions by the first computing device is responsive to the reception of the share command.

2. The electronic storage medium of claim **1**, wherein the computer-implemented method further comprises:

initiating a second networked information monitor on the first computing device by executing the machine readable instructions associated with the second networked information monitor, wherein initiating the second networked information monitor includes generating, via the second networked information monitor, a request over the Internet for content to one or more initial uniform resource locators that are different from the one or more initial uniform resource locators associated with the first networked information monitor;

obtaining, via the second networked information monitor, second Internet content from the one or more initial uniform resource locators associated with the second networked information monitor, the second Internet content being programmed in a format readable by a dedicated Web browser program having native web navigation control features; and

rendering, via the second networked information monitor, a graphical user interface defined by the second Internet content to produce a visual manifestation of the second Internet content on the output apparatus of the first computing device, wherein the visual manifestation of the second Internet content is displayed independently from any window of a dedicated Web browser program having native web navigation control features, wherein if the graphical user interface rendered via the second networked information monitor provides any control to the user of the first computing device over access, via the second networked information monitor, to content obtained over the Internet from any uniform resource locators other than the initial resource locators associated with the second networked information monitor, such control is provided by features of the graphical user interface that are defined by content received by the second networked information monitor over the Internet in a format readable by a dedicated Web browser program having native web navigation control features, and

wherein initiation of the second networked information monitor the first computing device is responsive to an indication in the accessed user profile that the second home application should be automatically initiated for the user.

3. The electronic storage medium of claim **2**, wherein a dimension of the graphical user interface rendered by the first networked information monitor upon initiation and a dimension of the graphical user interface rendered by the second networked information monitor upon initiation are each separately dictated by information stored in the user profile associated with the user.

4. The electronic storage medium of claim **2**, wherein the initial position of the graphical user interface rendered by the first networked information monitor on the output apparatus of the first computing device and the initial position of the graphical user interface rendered by the second networked information monitor on the output apparatus of the first computing device are each separately dictated by information stored in the user profile associated with the user.

5. The electronic storage medium of claim **2**, wherein the initial uniform resource locators associated with the first electronic storage medium and the initial uniform resource locators associated with the second electronic storage medium are dictated by information stored in the user profile associated with the user.

6. The electronic storage medium of claim **1**, wherein the initial position of the graphical user interface rendered by the first networked information monitor on the output apparatus of the first computing device is dictated by information stored in the user profile associated with the user, and is based on the position of the graphical user interface rendered by the first networked information monitor on the output apparatus of the first computing device during a previous usage session by the user.

7. The electronic storage medium of claim **1**, wherein the initial uniform resource locators associated with the first networked information monitor are dictated by information stored in the user profile associated with the user, and are based on uniform resource locators from which Internet content was accessed by the first networked information monitor during a previous usage session by the user.

8. The electronic storage medium of claim **1**, wherein the computer-implemented method further comprises:

initiating a second networked information monitor on the first computing device by executing the machine readable instructions associated with the second networked information monitor, wherein initiating the second networked information monitor includes generating, via the second networked information monitor, a request over the Internet for content to one or more initial uniform resource locators that are different from the one or more initial uniform resource locators associated with the first networked information monitor;

obtaining, via the second networked information monitor, second Internet content from the one or more initial uniform resource locators associated with the second networked information monitor, the second Internet content being programmed in a format readable by a dedicated Web browser program having native web navigation control features; and

rendering, via the second networked information monitor, a graphical user interface defined by the second Internet content to produce a visual manifestation of the second Internet content on the output apparatus of the first computing device, wherein the visual manifestation of the second Internet content is displayed independently from any window of a dedicated Web browser program including native web navigation control features,

wherein if the graphical user interface rendered via the second networked information monitor provides any control to the user of the first computing device over access, via the second networked information monitor, to content obtained over the Internet from any uniform resource locators other than the initial resource locators associated with the second networked information monitor, such control is provided by features of the graphical user interface that are defined by content received by the second networked information monitor over the Internet in a format readable by a dedicated Web browser program having native web navigation control features;

displaying simultaneously, on the output apparatus of the first computing device, the graphical user interface rendered by the first networked information monitor and the graphical user interface rendered by the second networked information monitor;

providing a user of the first computing device with a user selectable control on the first computing device that causes the graphical user interfaces rendered by the first networked information monitor and the second networked information monitor to be hidden and/or restored in a coordinated manner;

receiving a share command on the first computing device, wherein the share command indicates that the first networked information monitor should be shared with another user; and

issuing instructions by the first computing device that result in an electronic transmission of information to a second computing device that is associated with the other user, wherein the information transmitted to the second computing device shares with the other user the first networked information monitor, and wherein the issuing of the instructions by the first computing device is responsive to the reception of the share command.

9. The electronic storage medium of claim **8**, wherein the computer-implemented method further comprises:

determining, while the graphical user interfaces rendered by the first networked information monitor and the second networked information monitor are being displayed on the output apparatus of the first computing device, that the selectable control has selected by the user; and

hiding the graphical user interfaces rendered by the first networked information monitor and the second networked information monitor on the output apparatus of the first computing device together responsive to the selection of the selectable control.

10. The electronic storage medium of claim **9**, wherein the computer-implemented method further comprises:

determining, while the graphical user interfaces rendered by the first networked information monitor and the second networked information monitor are hidden, that the selectable control has been selected by the user; and

restoring the display of graphical user interfaces rendered by the first networked information monitor and the second networked information monitor on the output apparatus of the first computing device responsive to the selection of the selectable control.

11. A computer readable electronic storage medium, the electronic storage medium comprising machine readable instructions configured to operate on a first computing device to present, Internet content to a user of said first computing device according to a computer-implemented method comprising:

obtaining, on the first computing device information identifying a user of the first computing device;

accessing a user profile associated with the user based on the obtained information identifying the user, wherein the user profile is accessed by the first computing device from electronic storage media accessible to one or more processors of the first computing device;

obtaining on electronic storage media accessible to one or more processors of the first computing device machine readable instructions associated with a first networked information monitor, wherein the machine readable instructions associated with the first networked information monitor include one or more initial uniform resource locators at which content for the first networked information monitor is accessible over the Internet;

initiating the first networked information monitor on the first computing device by executing the machine readable instructions associated with the first networked information monitor, wherein initiating the first networked information monitor includes generating, via the first networked information monitor, a request over the Internet for content to the one or more initial uniform resource locators, and

wherein initiation of the first networked information monitor on the first computing device is responsive to an indication in the accessed user profile that the first networked information monitor should be automatically initiated for the user of the first computing device;

obtaining, via the first networked information monitor, first Internet content from one or more initial uniform locators, said first Internet content programmed in a format readable by a dedicated Web browser program having native web navigation control features; and

presenting, on an output apparatus of the first computing device, a manifestation of the first Internet content in a graphical user interface associated with said first networked information monitor, wherein the manifestation is displayed independently from any window of a dedicated Web browser program including native web navigation control features, and wherein if the graphical user interface associated with the first networked information monitor provides any control to a user of the first computing device over access, via the first networked information monitor, to content obtained over the Internet from any uniform resource locators other than the initial uniform resource locators, such control is provided by features of the graphical user interface that are defined by content received by the first home application over the Internet in a format readable by a dedicated Web browser program having native web navigation control features;

receiving a share command on the first computing device, wherein the share command indicates that the first networked information monitor should be shared with another user; and

issuing instructions by the first computing device that result in an electronic transmission of information to a second computing device that is associated with the other user, wherein the information transmitted to the second computing device shares with the other user the first networked information monitor, and wherein the issuing of the instructions by the first computing device is responsive to the reception of the share command.

12. The electronic storage medium of claim **11**, wherein the computer-implemented method further comprises

initiating a second networked information monitor on the first computing device by executing the machine readable instructions associated with the second networked

information monitor, wherein initiating the second networked information monitor includes generating, via the second networked information monitor, a request over the Internet for content to one or more initial uniform resource locators that are different from the one or more initial uniform resource locators associated with the first networked information monitor;

obtaining, via the second networked information monitor, second Internet content from one or more initial uniform locators associated with the second networked information monitor, said second Internet content programmed in a format readable by a dedicated Web browser program having native web navigation control features; and

presenting, on an output apparatus of the first computing device, a manifestation of the second Internet content in a graphical user interface associated with said second networked information monitor, wherein the manifestation is displayed independently from any window of a dedicated Web browser program including native web navigation control features, wherein if the graphical user interface associated with the second networked information monitor provides any control to a user of the first computing device over access, via the second networked information monitor, to content obtained over the Internet from any uniform resource locators other than the initial uniform resource locators associated with the second networked information monitor, such control is provided by features of the graphical user interface that are defined by content received by the second networked information monitor over the Internet in a format readable by a dedicated Web browser program having native web navigation control features, and

wherein initiation of the second networked information monitor on the first computing device is responsive to an indication in the accessed user profile that the second networked information monitor should be automatically initiated for the user.

13. The electronic storage medium of claim **12**, wherein a dimension of the graphical user interface rendered by the first networked information monitor upon initiation and a dimension of the graphical user interface rendered by the second networked information monitor upon initiation are each separately dictated by information stored in the user profile associated with the user.

14. The electronic storage medium of claim **12**, wherein the initial position of the graphical user interface rendered by the first networked information monitor application on the output apparatus of the first computing device and the initial position of the graphical user interface rendered by the second networked information monitor on the output apparatus of the first computing device are each separately dictated by information stored in the user profile associated with the user.

15. The electronic storage medium of claim **12**, wherein the initial uniform resource locators associated with the first networked information monitor and the initial uniform resource locators associated with the second networked information monitor are dictated by information stored in the user profile associated with the user.

16. The electronic storage medium of claim **11**, wherein the computer-implemented method further comprises

initiating a second networked information monitor on the first computing device by executing the machine readable instructions associated with the second networked information monitor, wherein initiating the second networked information monitor includes generating, via the second networked information monitor, a request over the Internet for content to one or more initial uniform resource locators that are different from the one or more initial uniform resource locators associated with the first networked information monitor;

obtaining, via the second networked information monitor, second Internet content from one or more initial uniform locators associated with the second networked information monitor, said second Internet content programmed in a format readable by a dedicated Web browser program having native web navigation control features; and

presenting, on an output apparatus of the first computing device, a manifestation of the second Internet content in a graphical user interface associated with said second networked information monitor, wherein the manifestation is displayed independently from any window of a dedicated Web browser program including native web navigation control features, wherein if the graphical user interface associated with the second networked information monitor provides any control to a user of the first computing device over access, via the second networked information monitor, to content obtained over the Internet from any uniform resource locators other than the initial uniform resource locators associated with the second networked information monitor, such control is provided by features of the graphical user interface that are defined by content received by the second networked information monitor over the Internet in a format readable by a dedicated Web browser program having native web navigation control features

wherein presenting the manifestations of the first networked information monitor and the second networked information monitor comprise displaying simultaneously, on the output apparatus of the first computing device, the graphical user interface associated with the first networked information monitor and the graphical user interface associated with the second networked information monitor, and wherein the method further comprises providing the user of the first computing device with a user selectable control on the first computing device that causes the graphical user interfaces associated with the first networked information monitor and the second networked information monitor to be hidden and/or restored in a coordinated manner.

17. A computer readable electronic storage medium, the electronic storage medium comprising machine executable instructions configured to operate on a first computing device to present, Internet content to a user of said first computing device according to a computer-implemented method comprising:

obtaining, on the first computing device information identifying a user of the first computing device;

accessing a user profile associated with the user based on the obtained information identifying the user, wherein the user profile is accessed by the first computing device from electronic storage media accessible to one or more processors of the first computing device;

obtaining, on electronic storage media accessible to one or more processors of the first computing device, machine readable instructions associated with a networked information monitor, wherein the machine readable instructions associated with the networked information monitor include one or more initial uniform resource locators at which content for the networked information monitor is accessible over the Internet;

initiating the networked information monitor on the first computing device by executing the machine readable instructions associated with the networked information monitor, wherein initiating the networked information

monitor includes generating, via the networked information monitor, a request over the Internet for content to the one or more initial uniform resource locators, and

wherein initiation of the home application on the first computing device is responsive to an indication in the accessed user profile that the home application should be automatically initiated for the user of the first computing device;

obtaining, via the networked information monitor, first Internet content from the one or more initial uniform resource locators in a format readable by a dedicated Web browser program having native web browsing control features; and

displaying, on an output apparatus of the first computing device, a graphical user interface rendered by said networked information monitor within which a visual manifestation of the first Internet content is presented, wherein the graphical user interface comprises one or more selectable options corresponding to functionality available to the user via the networked information monitor, wherein the visual manifestation of the first Internet content and the one or more selectable options included in the graphical user interface are displayed independently from any window of a dedicated Web browser program including native web browsing control features, wherein all of the selectable options included in the graphical user interface that correspond to functionality available to the user via the networked information monitor are defined by the first Internet content received by the networked information monitor from the initial uniform resource locators over the Internet;

receiving a share command on the first computing device, wherein the share command indicates that the networked information monitor should be shared with another user; and

issuing instructions by the first computing device that result in an electronic transmission of information to a second computing device that is associated with the other user, wherein the information transmitted to the second computing device shares with the other user the networked information monitor, and wherein the issuing of the instructions by the first computing device is responsive to the reception of the share command.

18. The electronic storage medium of claim **17**, wherein the initial position of the graphical user interface on the output apparatus of the first computing device is dictated by information stored in the user profile associated with the user, and is based on the position of the graphical user interface on the output apparatus of the first computing device during a previous usage session by the user.

19. The electronic storage medium of claim **17**, wherein the first Internet content obtained over the Internet by the networked information monitor from the initial uniform resource locators comprises content data provided by a first entity, and information defining functionality available to the user via the networked information monitor to control presentation of the content data is defined by a second entity.

20. The electronic storage medium of claim **17**, wherein a dimension of the graphical user interface on the output apparatus of the first computing device is dictated by information stored in the user profile associated with the user, and is based on the same dimension of the graphical user interface on the output apparatus of the first computing device during a previous usage session by the user.

21. The electronic storage medium of claim **17**, wherein the initial uniform resource locators are dictated by information stored in the user profile associated with the user, and are based on uniform resource locators from which Internet content was accessed by the networked information monitor during a previous usage session by the user.

22. The electronic storage medium of claim **17**, wherein native web browsing navigation control features comprise one or more of a selectable forward button provided by an application independent from content received over the Internet, a selectable backward button provided by an application independent from content received over the Internet, or an address line for manual entry of a uniform resource locator provided by an application independent from content received over the Internet.

23. One or more processor readable storage devices having processor readable code embodied thereon, said processor readable code for programming one or more processors to perform a method of presenting and interacting with Internet content, the method comprising the steps of:

obtaining, on a first computing device including the one or more processors, information identifying a user of the first computing device;

accessing a user profile associated with the user based on the obtained information identifying the user, wherein the user profile is accessed by the first computing device from electronic storage media accessible to one or more processors of the first computing device;

obtaining on electronic storage media accessible to one or more processors of a first computing device machine readable instructions associated with a networked information monitor, wherein the machine readable instructions associated with the networked information monitor include one or more initial uniform resource locators at which content for networked information monitor is accessible over the Internet;

initiating the networked information monitor on the first computing device by executing the machine readable instructions associated with the networked information monitor, wherein initiating the networked information monitor includes generating, via the networked information monitor, a request over the Internet for content to the one or more initial uniform resource locators, and

wherein initiation of the networked information monitor on the first computing device is responsive to an indication in the accessed user profile that the networked information monitor should be automatically initiated for the user of the first computing device;

obtaining, via the networked information monitor, first Internet content from the one or more initial uniform resource locators that is programmed in a format readable by a dedicated Web browser program having native web navigation control features; and

rendering, via the networked information monitor, a graphical user interface defined by the first Internet content to produce a visual manifestation of the first Internet content on an output apparatus of the first computing device, wherein the visual manifestation of the first Internet content is displayed independently from any window of a dedicated Web browser program including native web navigation control features, and wherein if the graphical user interface rendered via the networked information monitor provides any control to a user of the first computing device over access, via the networked information monitor, to content obtained over the Internet from any uniform resource locators other than the initial uniform resource locators, such control is pro-

vided by features of the graphical user interface that are defined by content received by the networked information monitor over the Internet in a format readable by a dedicated Web browser program having native web navigation control features;

receiving a share command on the first computing device, wherein the share command indicates that the networked information monitor should be shared with another user; and

issuing instructions by the first computing device that result in an electronic transmission of information to a second computing device that is associated with the other user, wherein the information transmitted to the second computing device shares with the other user the networked information monitor, and wherein the issuing of the instructions by the first computing device is responsive to the reception of the share command.

* * * * *