US006161133A

United States Patent [19]

Kikinis

[11] **Patent Number: 6,161,133**

[45] **Date of Patent: Dec. 12, 2000**

[54] **METHOD AND APPARATUS FOR CONFIGURATION OF AN INTERNET APPLIANCE**

[75] Inventor: **Dan Kikinis**, Saratoga, Calif.

[73] Assignee: **Lexton Systems, Inc.**, Saratoga, Calif.

[21] Appl. No.: **09/175,871**

[22] Filed: **Oct. 19, 1998**

[51] **Int. Cl.**[7] **G06F 13/00**

[52] **U.S. Cl.** **709/220**

[58] **Field of Search** 709/220

[56] **References Cited**

U.S. PATENT DOCUMENTS

5,784,555	7/1998	Stone	709/220
6,008,805	12/1998	Land et al.	345/335
6,012,088	1/2000	Li et al.	709/219

Primary Examiner—Robert Harrell
Attorney, Agent, or Firm—Donald R Boys; Central Coast Patent Agency

[57] **ABSTRACT**

A network server is adapted to connect on the network with Internet appliances, and to fully configure such appliances over a network connection to access and operate on the Internet. In a preferred embodiment the appliances have first control routines adapted to cooperate with second routines at the server, and also a network address for connection. An initiation signal by a user at a network-connected appliance launches the first routines, causing the appliance to invoke the network address and to establish network communication with the server and to initiate configuration interaction. In some cases special telephone numbers are provided with new appliances, and the dial-up server, through Destination Number Information Service (DNIS) uses the dial-up number in conjunction with a data repository to select appropriate software for interfacing with and configuring a connecting appliance. A full range of services may be provided, including value-added services, such a browsers and browser configuration.

10 Claims, 2 Drawing Sheets

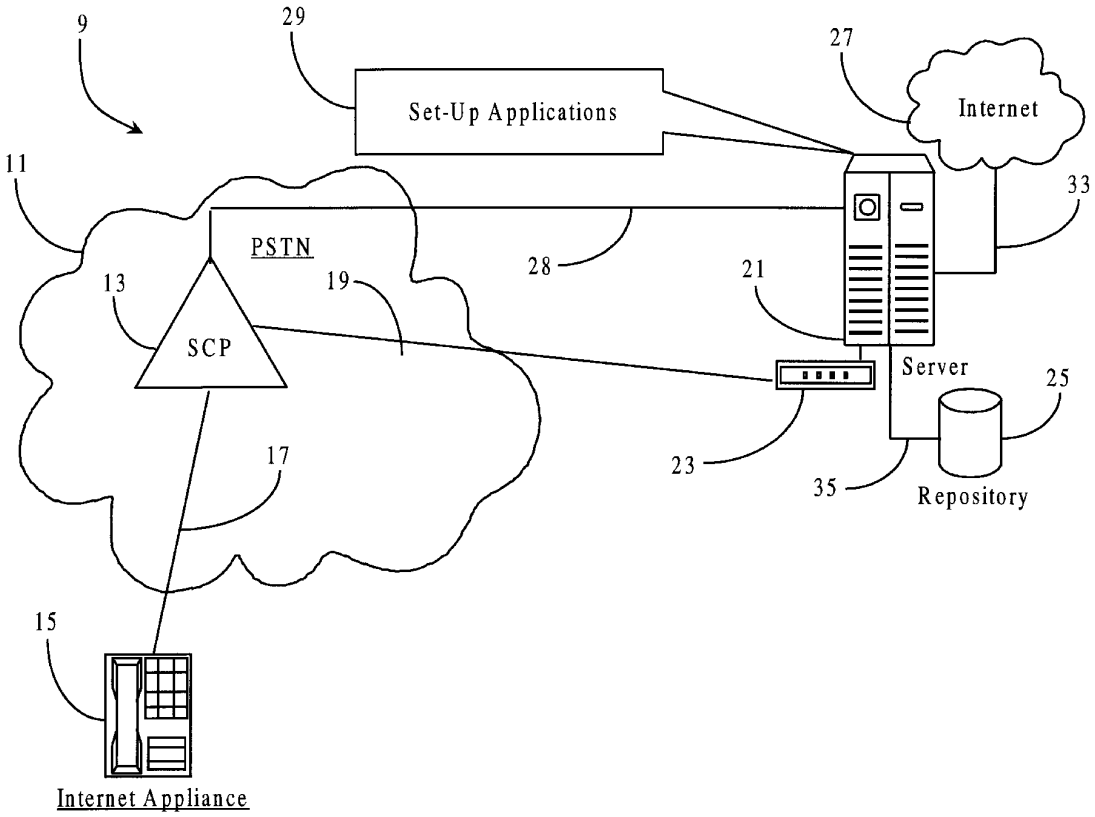

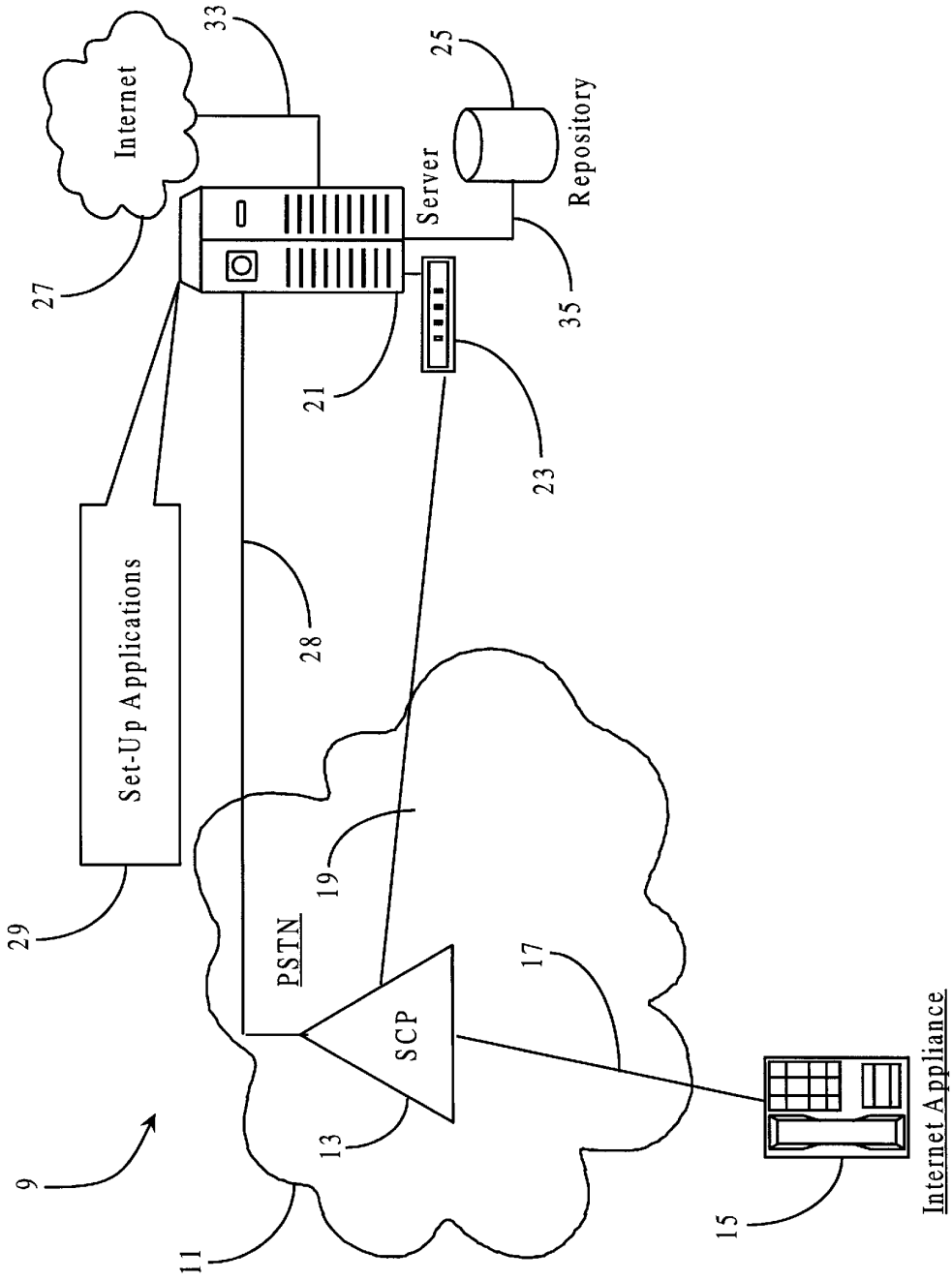
Internet
33
27
Server
25
Repository
35
21
23
Set-Up Applications
28
29
19
PSTN
17
SCP
13
9
11
15
Internet Appliance

Fig. 1

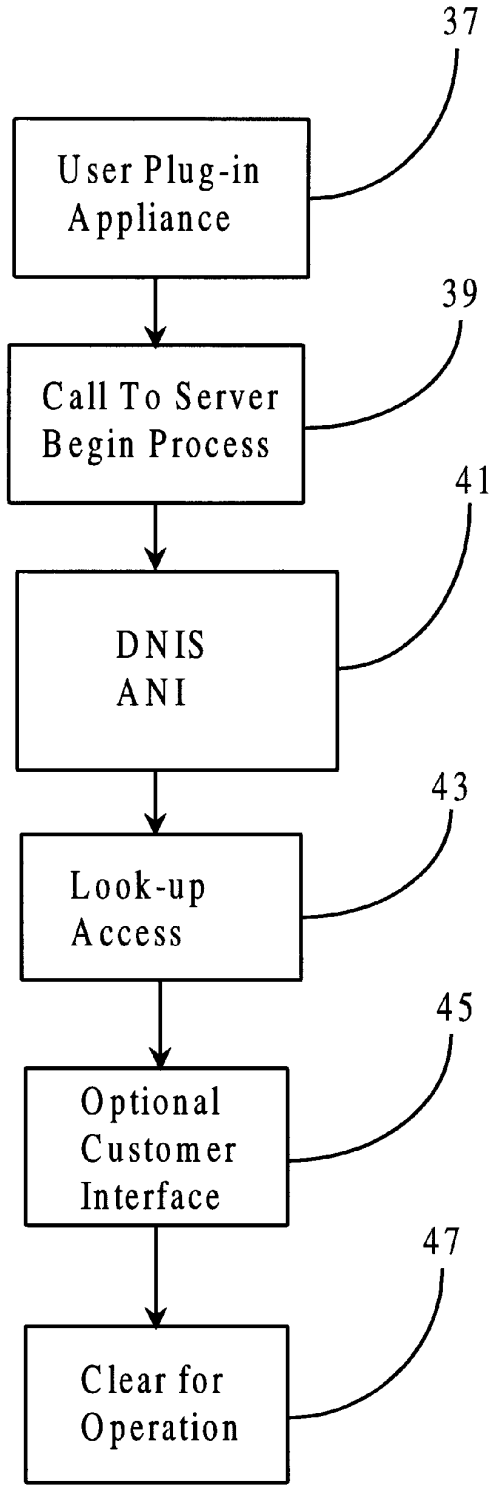
37
User Plug-in Appliance
39
Call To Server Begin Process
41
DNIS ANI
43
Look-up Access
45
Optional Customer Interface
47
Clear for Operation

Fig. 2

METHOD AND APPARATUS FOR CONFIGURATION OF AN INTERNET APPLIANCE

FIELD OF THE INVENTION

The present invention is in the field of Internet-capable appliances and pertains more particularly to methods and apparatus for configuring such appliances for Internet access and use by dial-up connection to a configuration server

BACKGROUND OF THE INVENTION

In recent years the information and data network known commonly as the Internet, together with advances in computer hardware and software, has led to a new multi-media telephone system known in the art by several names. In this relatively new systemology, telephone calls are simulated by multi-media computer equipment, and data, such as audio and or video data, is transmitted over data networks as data packets. In this application the, broad term used to describe such computer-simulated telephony is Data Network Telephony (DNT).

For purposes of nomenclature and definition, the inventors wish to distinguish clearly between what might be called conventional telephony, which is the telephone service enjoyed by nearly all citizens through local telephone companies and several long-distance telephone network providers, and what has been described herein as computer-simulated telephony or data-network telephony (DNT). The conventional system is familiar to nearly all, and is the system most people have installed in their homes, through which they typically communicate with the outside world. In this system calls are made by dedicated connection, and are switched by dedicated connections.

The computer-simulated, or DNT systems, are familiar to those who use and understand computer systems. Perhaps the best example of DNT is telephone service provided over the Internet, which will be referred to herein as Internet Protocol Network Telephony (IPNT), by far the most extensive, but still a subset of DNT. DNT is a term used to describe basically any type of packet switched network whether public or private. Examples of DNT networks include the public Internet, Intranets, private company owned wide area networks (WAN's), and so on. These DNT networks may operate using several differing or combined protocol, but generally are supportive of DNT.

Both systems use signals transmitted over network links. In fact, connection to data networks for DNT such as IPNT is typically accomplished over local telephone lines, used to reach such as an Internet Service Provider (ISP). The definitive difference is that COST telephony may be considered to be connection-oriented as previously described. In the COST system, calls are placed and connected by a specific dedicated path, and the connection path is maintained over the time of the call. Bandwidth is thus assured. Other calls and data do not share a connected channel path in a COST system. A DNT system, on the other hand, is not connection oriented or dedicated in terms of bandwidth. That is, data, including audio data, is prepared, sent, and received as data packets. The data packets share network links, and may travel by)varied and variable paths.

Recent improvements to available technologies associated with the transmission and reception of data packets during real-time DNT communication have enabled companies to successfully add DNT, principally IPNT capabilities, to existing CTI call centers, and home-site locations. Such improvements, as described herein and

known to the inventor, include methods for guaranteeing available bandwidth or quality of service (QoS) for a transaction, improved mechanisms; for organizing, coding, compressing, and carrying data more efficiently using less bandwidth, and methods and apparatus for intelligently replacing lost data via using voice supplementation methods and enhanced buffering capabilities.

One category of relatively new products which may be considered Internet appliances is the category of Internet-capable telephones, also called WEB phones, which operate on the Internet typically without an intervening computer connection. Such telephones have internal computer elements and software or firmware for accessing the Internet and operating on the Internet in DNT communication.

Another category of Internet communication appliances comprises video-phones, wherein a real-time view of the callers is mutually available. These are also Internet appliances. Beyond these communication devices, there are also many other devices (palmtops, laptops, desktop computers, personal organizers, personal digital assistants, and the like, all of which are Internet-capable, and are therefore Internet appliances. Also) known to the inventor are appliances, that depart from such an information appliance model, but are devices that can enhance their functionality by being connected.

These Internet appliances are typically used connecting directly by COST phone line to the Internet through an Internet Service Provider (ISP). However, communication centers employing these devices may also be linked to sub-networks, including private networks that are linked to the Internet. In some situations, private individuals maintain such appliances in either stand-alone form or linked to their PC's or other suitable servers, routers etc. Also, other media of linking to the Internet can be found, such as XDSL (X[=any type of] Digital Subscriber Line), power lines, cable modems, wireless networks, satellite networks, laser networks, fiber optic networks etc. Such Internet appliances typically contain at least some elements or aspects of a WEB browser and e-mail clients as well as data communication capability (telephony). Other Internet appliances are designed for recreational use such as WEB TV. However, due to an Internet connection, IPNT and e-mail capabilities are still possible with the appropriate software.

An issue that remains problematic for users employing such Internet-capable devices (Internet appliances) involves often lengthy and tedious set-up operations that must be performed before first time use and operation of the device. For example, WEB TV™ and AOL™ offer proprietary set-up regimens, but provide access only to high-cost and proprietary networks. Even so, setup can be lengthy requiring passwords, configuration path verification, server identification, and other information. Often, the appropriate protocol specific to a network must be configured for multicapable devices. In addition, using the proprietary network adds cost to the user. Moreover, a user who moves, or is traveling, may be required to repeat many set-up operations each time he plugs in at a different location in order to verify his account or configure the device at a different origin number.

In addition to multiple steps required to set-up network appliances, software generic to such appliance such as program applications, ISP software, mail box applications, network drivers, etc. must be properly installed and configured for each appliance. A typical user, who may be reasonably computer literate, often experiences much difficulty installing and configuring such software. Sometimes lengthy

calls to service centers are required for a user to gain additional instruction not provided with a purchased application. For a user who is not computer-savvy, the task is impossible, and typically must be farmed out to a high-priced consultant.

What is clearly needed is a system including apparatus that allows a one-touch transparent set-up and configuration process that does not require much more than a user ID and account number or credit card number to successfully configure an Internet appliance. Such a service would extend the market for Internet appliances considerably, bringing the advantages of such devices to more people, and the cost could be kept also to a minimum.

SUMMARY OF THE INVENTION

In a preferred embodiment of the present invention a system for configuring Internet appliances, comprising a server having a connection to a network; a data repository accessible by the server, and comprising data related to Internet appliances to be configured; and control routines for configuring Internet appliances via the network connection. Upon receiving a request from an Internet appliance via the network connection the control routines consult the database for correct procedure, and interact with the appliance via the network connection to configure the appliance for Internet access and operation.

In a preferred embodiment the network connection comprises a COST network. Also in some embodiments dial-up server further comprises an Internet connection, and information from the Internet is used in configuring Internet appliances. In typical embodiments the control routines in the server interact with compatible control routines preprogrammed in the Internet appliance during configuration.

In another aspect of the invention an Internet appliance is provided, comprising a network connection port; and preprogrammed configuration routines, including a network destination address. Upon, connection to the network and initiation by the user the appliance initiates, via the network destination address, a communication with a configuration server connected to the network, and interacts with compatible routines executing on the server to configure the appliance. In this embodiment the network may be a connection-type telephone network and the destination address is a telephone number. Also, the telephone number may be unique to the type of Internet appliance, and may be used by the server to launch appropriate routines to service the particular Internet appliance.

In yet another aspect a method for configuring an Internet appliance, comprising steps of (a) pre-programming the Internet appliance having a network port with first configuration routines adapted to interact with a remote network configuration server having second configuration routines, the first routines including a network destination address; (b) connecting the Internet appliance by the network port to a compatible network; (c) providing an initiation signal at the Internet appliance, the signal causing the appliance to invoke the network destination address and to establish communication and initiate interaction with the configuration server; and (d) configuring the Internet appliance for Internet access by interaction of the first and second configuration routines.

In the method embodiment, in step (a), the network may be a connection-type telephony network and the network destination address is a telephone number. Further, the telephone number may be unique to the type of Internet appliance, and in step (d) the configuration server uses the unique number to launch specific configuration routines adapted for the particular appliance.

The present invention in various embodiments provides for the first time a system whereby Internet appliances may be quickly and easily configured for use without effort or trouble on the part of a user, and by doing so, significantly expands the market and usability of such devices.

BRIEF DESCRIPTION OF THE DRAWING FIGURES

FIG. **1** is a basic overview of system topology according to an embodiment of the present invention.

FIG. **2** is a basic workflow diagram illustrating various steps involved in a typical access/configuration procedure as executed via interfacing software according to an embodiment of the present invention.

DESCRIPTION OF THE PREFERRED EMBODIMENTS

According to a preferred embodiment of the present invention, a service is provided, including innovative apparatus and software, that enables users who have purchased an Internet appliance such as a WEB phone, for example, to obtain third-party assistance in setting-up and configuring the device for successful operation. Such a service is provided to a user through COST telephone access whereby a user dials a provided number to a special dial-up interactive server, and the server configures or sets-up the user's device in a fashion largely transparent to the user, and either automatically or semi-automatically. The method and apparatus therefor is detailed in enabling disclosure below. However it should not be construed as a limitation, that the example is specific to a COST network. All equivalent information can be gathered for a DNT-type initial connection, or any other type of system.

FIG. **1** is an overview of system topology according to an embodiment of the present invention. A unique service-system **9** is provided as a dial-up technical-service network adapted to setting-up and configuring various Internet appliances purchased by persons, hereinafter generally termed users, from appliance vendors. Such Internet appliances include any device that is used for accessing and operating on the Internet, or other types of switch-packet networks that may stand alone or be linked to the Internet. Examples are WEB phones, WEB TV's, Palm-top computers, Internet capable cell phones, Lap-top computers, and so on, even including sophisticated desktop and larger computers, or other, non-information appliances such as a refrigerator, air conditioning thermostat, toy etc., which may be connected to and utilize information from the Internet.

In a preferred embodiment, service system **9** is accessed via a COST telephone connection which is established by way of a service control point (SCP) **13** located in a telephone network such as a publicly-switched telephone-network (PSTN) **11**, as illustrated in this example. PSTN **11** may be another type of COST network as is known in the art, or even a private exchange. Other equipment known to be associated with an SCP such as a computer-telephony integration (CTI) processor, an intelligent peripheral, and the like are not illustrated here, but may be assumed to be present.

A user wishing to set-up and configure an Internet appliance **15**, in this case a WEB phone for example, may activate a setup procedure in device **15** (not shown), which then will dial up server **21** to obtain automatic set-up and configura-

tion for successful operation with the Internet represented in FIG. **1** by element number **27**. It should not be assumed that Internet access is provided for the appliance through dial-up server **21**, although this may be the case in some more limited embodiments of the invention. Also, in some cases the number provided may actually connect the device to an Internet dial-up point, and connect from there to the set-up server.

Internet **27** may be of the form of another type of data network such as an Intranet, private WAN, and so on. Internet appliance **15** may be any other type of Internet or network appliance. The example of a WEB phone is used here for the purpose of familiarity in providing an example of practicing the invention.

Server **21** and its counterpart set-up procedure in device **15** are at the heart of the present invention, and are provided and adapted to Interact with a user's appliance, and in some cases with the user, as previously described (ID, credit etc.). Server **21** may be part of an on-site operation center dedicated to facilitating service-system **9**. Dial-up) connection to server **21** is provided through a conventional modem bank **23**, which is connected to SCP **13** via telephony trunk **19**. Modem bank **23** has as many connections (modems) as are required to facilitate many calls from users having different appliances to be configured. Moreover, the system illustrated may be repeated in many different locations and forms to accommodate large numbers of appliances, and so forth.

In a preferred embodiment a 1-800 telephone number (or other no-charge, or in some cases charged numbers) is provided to users who buy a specific participating vendor's Internet appliance or are preprogrammed in the set-up procedure in device **15**. The special number can be used to identify, that is, it can be specific to, the vendor and model of the appliance. A user would then plug in his appliance, such as appliance **15**, and dial the number. The call arrives at SCP **13** located in PSTN **11** over a telephone line **17** and is immediately transferred via trunk **19** to a modem in modem bank **23** of server **21**.

As previously described above, server **21** is uniquely adapted to interacting with callers (users) having Internet appliances that they wish to set-up and configure. To this end, server **21** has software **29** comprising various applications or set-up routines that are created for specific Internet appliances such as appliance **15**. Interfacing software (not shown) in server **21** interacts with incoming calls and determines which set-up application **29** to implement based on number recognition via destination number identification service (DNIS) and automatic number identification (ANI). The modem bank and software may be adapted to respond to a large number of telephone numbers cross-referenced with a large variety of appliances. By accessing the DNIS the system knows the number called, and uses this number in a preferred embodiment in conjunction with a data repository **25** to select correct set-up routines (procedures) to properly deal with the specific appliance associated with the call.

In addition to determining a user's needs and location via number recognition as described above, or other equivalent identifiers in different types of networks, the innovative interfacing application is interwoven with set-up applications **29** in a manner so as to facilitate set-up of applications in a manner that adds capability such as the ability to look-up and retrieve data and software. More detail regarding the software of the pre sent invention is provided below.

Server **21** has a data repository **25**, as mentioned above, connected by a data link **35**. Repository **25** can be of the form of optical storage, hard drive storage, or any other known storage technique known for storing and warehousing data. Repository **25** may be a separate machine as illustrated herein or it may be internal storage to server **21**. Data that is stored in repository **25** may comprise data about users, such as addresses, phone numbers, past usage indications, ISPs, and so on. Other data that may be stored in repository **25** includes but is not limited to vendor-supplied data such as purchase information, credit information, lists of software drivers or applications generic to various appliances, Internet directory listings, telephone directory listings, network protocol information and so on. Virtually any required data may be stored in the form of a database in repository **25**. Also, such things as the start-up screen (a.k.a. home page) to be installed in the appliance and other Internet related services and functions may be stored and set up.

Server **21** has an optional capability of accessing the Internet (**27**) as illustrated via data link **33**. In a preferred embodiment, server **21** maintains a constant Internet connection adapted to allow server **21** to navigate to and communicate with other known servers, such as vendor servers, from where additional software and data may be acquired as needed that may not be immediately on-hand. However, this is not required to practice the present invention, but rather a convenience. Having Internet connection also allows participating vendors to up-load updated routines and possibly exchange information about users. It also allows the offering of new software to existing, already set up users, by letting their appliances receive such indication, or in case of non-info appliances, letting the user know by other means, such as e-mail, fax, mail etc., or by having the appliance look up and possibly connect to the server in certain, periodic, pre-programmed or flexible intervals. Also, some reporting of users activities may happen then, in order to offer better, more suitable services and functions.

According to a preferred embodiment, server **21** uses DNIS and ANI, which are services provided by most COST networks, to draw product identification associations to, and locate particular users. For example, vendors may supply or program into device **15** a separate dial-up number for each model of Internet appliance offered for sale to the public. Therefore, a user purchasing a particular appliance will have a number specific to that appliance. If an Internet appliance such as appliance **15** has more than one version, then different numbers are given for each version and so on. Once server **21** recognizes the number called (DNIS), an appropriate set-up application such as one of applications **29** is accessed and executed. Alternatively, the appliances could call all the same number, and identify themselves to server **21** when connected.

ANI is used in some embodiments by the dial-up server to identify a user, locate the user, and so on, which information may be, useful in set-up for determining such as a closest ISP access number for an appliance, and so on.

In set up of appliances, in many cases the user of the device will need an ISP. By using ANI, server **21** may locate several ISPs local to the user and make a suggestion to the user based in part on the ISP's contribution to service **9**. Server **21** may then launch an appropriate ISP set-up application, and may also download and configure applications to the user's appliance such as e-mail programs, browser applications, and so on. Interactive voice response (IVR) techniques (not shown) may also be used to interact with users during set-up procedures wherein credit card numbers or user-created passwords or profile names are

required. Set-up information including software and protocol drivers are delivered to a user via the dial-up connection (**19**, **17**). In some cases, server **21** may talk directly to a counterpart at the ISP and open the account for the users appliance **15**.

ISPs, vendors, and network providers may contribute revenue to a provider of service system **9** for various reasons as may pertain to their business motivation. For example, an ISP may contribute in exchange for referrals to their service. A vendor may be motivated by a desire to lighten their service department load and perhaps to sell additional software, or pay provider of service **9** to distribute free upgrades, in order to avoid litigation. A network provider may be motivated by service referrals to their proprietary networks in cases where more than one network is accessible by one appliance. Revenue will also come from end users who are more than happy to pay a small set-up fee in order to avoid all of the hassle associated with traditional set-up and configuration procedures. That may be the case several times over the lifetime of the device, due to area-code changes, moving etc. Such fees may be obtained through the use of pay numbers such as 1-900 numbers, credit cards or the like.

It will be apparent to one with skill in the art that a server and system such as server **21** connected to system **9** may be provided in distributed fashion whereby several individual servers may be connected to a network spanning a large geographical region. Information such as mail server addresses, specific network access protocols, international network protocol rules, and the like may be part of a server's knowledge base and stored in a connected or internal repository such as repository **25**.

The capability of service system **9** with respect to setting-up a user's Internet appliance such as appliance **15** is limited only by design. For example, complete configurations of virtually any Internet appliance may be performed largely transparent to the user provided that he or she has the appropriate hardware installed in the appliance and that the appliance is plugged in. In some cases wherein passwords are required or credit card information must be obtained, IVR technology may be used to interact with a user as previously described. IVR prompts may also be used when there is a selection or choice regarding a set-up procedure such as which ISP to use, or which network protocol option to configure to. Also, serving customers worldwide, may require to selectively add or omit options to meet certain legal or customary requirements in some other countries or areas.

It will be apparent to one with skill in the art that Internet appliances, as categorized in this specification, may vary widely from one another in terms of dedicated purpose. For this reason, set-up applications **29** will also vary widely in terms of definitive process steps, order of process steps, level of IVR interaction required, and so on, in order to configure such appliances. In particular, it should also include such devices as mentioned above, such as bridges, servers and routers (gateway) as may be found in homes etc. That shall cover configuring both the gateway as well as a possible multitude of clients behind it.

Although set-up applications **29** may vary widely from one another due to the varying types of known Internet appliances that may be covered, such differences are confined to the individual set-up applications as previously described. Therefore actual application procedures which are generic to specific appliances are not detailed in this specification. Such set-up applications are written in accordance with product requirements as is known in the art. Interface modules are included in each set-up application **29** invoke interfacing software of the present invention when required. An interaction between an appliance such as appliance **15**, and a server such as sever **21**, will follow basic steps that will be similar from one interaction to another as executed via interfacing software. Such procedural steps are illustrated in more detail below.

FIG. **2** is a basic workflow diagram illustrating various steps involved in a typical access/configuration procedure as executed via interfacing software according to an embodiment of the present invention. Interfacing software of the present invention is uniquely adapted to determine the needs of a user through DNIS and ANI recognition, or by interaction with the appliance and/or the user. Further capabilities include looking-up and executing a set-up application such as one of applications **29** of FIG. **1**, looking-up and retrieving data including software from repository **25** and off-site locations such as other network connected servers, and interceding during set-up operations when required based on user response, or system error.

In step **37**, a user plugs in a specific Internet appliance such as appliance **15** of FIG. **1**, and insures that all hardware and connections are correct. In step **39**, the user calls or the appliance dials after obtaining the users permission (not shown) a 1-800, a 1-900, or other specific dial-up number provided (typically by appliance vendor) with the appliance purchased. The appliance is then connected to server **21** via normal path such as described with respect to FIG. **1**. When server **21** (establishes connection, interfacing software recognizes the DNIS number as a number specific to a model of appliance to be configured, and in some cases uses ANI to establish an identity and location of a client in step **41**. If by chance a caller is attempting to set-up an Internet appliance at an unregistered number such as a hotel or airport lobby, then IVR technology may be used for the purpose of establishing identity and selecting setup routines. Such variables may be expected considering a wide range of Internet appliances and possible locations for access.

After confirming identity, location of the user, and model number of the appliance, a look-up and access operation is performed wherein an appropriate set-up application is launched, and additional data that may be required such as protocol information, special network drivers, or the like is accessed in step **43**.

If it is required that passwords, profile names, credit card numbers or the like be obtained from a user during a set-up application such as application **29**, then IVR or other interactive technology may be used to obtain the needed information in step **45**, such as IVR style input, on screen questions, voice recognition etc. In certain other situations, it may be that a set-up application cannot complete because an error is detected with a customer's hardware, such as a missing network card or the like. In this case, interfacing software is called to use IVR technology to inform the user of the problem. When the user fixes the problem, set-up and configuration may resume. Step **45** as an optional step, may be inserted it any required point after user connection in step **39**.

After a users appliance is successfully set-up and configured via a set-up application such as one of applications **29** of FIG. **1**, then a clear-for-operation signal may be issued to a user wherein the user may hang-up and begin using his appliance. In some embodiments, a test may be performed, such as transferring the user to a destination on the network the user is configured for. At the destination, the user may be

congratulated or welcomed, and perhaps offered a new user instruction or tutorial. Perhaps, a transferred test destination will include additional offers presented by the vendor of the appliance, or the network provider of the network he is operating on.

It will be apparent to one with skill in the art that the process steps described above may vary widely according to desired implementation and rules governing participants such as vendor's, network provider's and the like without departing from the spirit and scope of the present invention. For example, vendor's may be required to supply their own software for setting-up and configuring appliances with administrators of service-system **9** adding certain function and interfacing capability via interface software as is described in a preferred embodiment. In another embodiment, the developers of service-system **9** may provide all of the software routines for set-up and configuring appliances as well as interfacing with users, including set-up procedure in device **15**.

It will further be apparent to one with skill in the art that a service-system such as system **9** may be adapted to include virtually any network-operated device without departing from the spirit and scope of the present invention. In one embodiment, system **9** may be adapted to configuring an entire communication system wherein multiple units or appliances are connected to a local area network (LAN) and controlled by a central server and private switch. In this case, set-up applications may be adept at configuring the server and network (LAN) for desired protocol as well as making similar configurative changes to the private switch, which may be a telephony switch in a communication center. There are many possibilities both in the corporate sector and within the private sector. The spirit and scope of the present invention is limited only by the claims that follow.

What is claimed is:

1. A system for configuring Internet appliances, comprising:

a server having a connection to a network;

a data repository accessible by the server, and comprising data related to Internet appliances to be configured, the data associated with specific appliances by a telephone number or address used to access the system; and

control routines for configuring Internet appliances via the network connection;

wherein, upon receiving a request from an Internet appliance via the network connection the control routines consult the database for correct procedure, finding the correct procedure by the association with the telephone number or address used to contact the system, and interact with the appliance via the network connection to configure the appliance for Internet access and operation.

2. The system of claim **1** wherein a telephone number is used to access the system, and the associative telephone number is rendered in the system by Destination Number Information Service (DNIS) provided by a network provider.

3. The system of claim **2** wherein further association of configuration routines is provided by Automatic Number Identification (ANI) provided by a network provider.

4. The system of claim **1** wherein the control routines in the server interact with compatible control routines preprogrammed in the Internet appliance during configuration.

5. An Internet appliance comprising:

a network connection port; and

pre-programmed configuration routines, including a preprogrammed telephone number or address for use by the device to contact a configuration server,

wherein, upon connection to the network the appliance dials the preprogrammed number or address, initiating a communication with the configuration server connected to the network, and interacts with compatible routines executing on the server to configure the appliance.

6. The Internet appliance of claim **5** wherein the network is a connection-type telephone network.

7. The Internet appliance of claim **6** wherein based on the initiation of the connection the server selects the appropriate routines to service the particular Internet appliance.

8. A method for configuring an Internet appliance, comprising steps of:

(a) pre-programming the Internet appliance having a network port with first configuration routines adapted to interact with a remote network configuration server having second configuration routines, the first configuration routines including a telephone number or address to be used by the device to access the remote configuration server;

(b) connecting the Internet appliance by the network port to a compatible network;

(c) asserting the preprogrammed telephone number or address by the appliance, establishing communication with the remote configuration server; and

(d) configuring the Internet appliance for Internet access by interaction of the first and second configuration routines, the second configuration routines selected by the configuration server according to the telephone number or address used to access the configuration server.

9. The method of claim **8** wherein, in step (d) the server additionally uses the telephone number of the location from which the appliance calls the server in selection configuration routines.

10. The method of claim **9** wherein in step (d) the configuration server uses Automatic Number Identification (ANI) and Destination Number Information Service (DNIS) to select specific configuration routines for the particular appliance.

* * * * *

US006161133C1

(12) EX PARTE REEXAMINATION CERTIFICATE (10160th)

United States Patent

Kikinis

(10) Number: US 6,161,133 C1

(45) Certificate Issued: May 14, 2014

(54) **METHOD AND APPARATUS FOR CONFIGURATION OF AN INTERNET APPLIANCE**

(75) Inventor: **Dan Kikinis**, Saratoga, CA (US)

(73) Assignee: **Intellectual Ventures I LLC**, Wilmington, DE (US)

Reexamination Request:
No. 90/012,586, Sep. 14, 2012

Reexamination Certificate for:

Patent No.:	**6,161,133**
Issued:	**Dec. 12, 2000**
Appl. No.:	**09/175,871**
Filed:	**Oct. 19, 1998**

(51) **Int. Cl.**
H04L 29/08 (2006.01)
H04L 12/24 (2006.01)

(52) **U.S. Cl.**
USPC **709/220**

(58) **Field of Classification Search**
None
See application file for complete search history.

(56) **References Cited**

To view the complete listing of prior art documents cited during the proceeding for Reexamination Control Number 90/012,586, please refer to the USPTO's public Patent Application Information Retrieval (PAIR) system under the Display References tab.

Primary Examiner — Hetul Patel

(57) **ABSTRACT**

A network server is adapted to connect on the network with Internet appliances, and to fully configure such appliances over a network connection to access and operate on the Internet. In a preferred embodiment the appliances have first control routines adapted to cooperate with second routines at the server, and also a network address for connection. An initiation signal by a user at a network-connected appliance launches the first routines, causing the appliance to invoke the network address and to establish network communication with the server and to initiate configuration interaction. In some cases special telephone numbers are provided with new appliances, and the dial-up server, through Destination Number Information Service (DNIS) uses the dial-up number in conjunction with a data repository to select appropriate software for interfacing with and configuring a connecting appliance. A full range of services may be provided, including value-added services, such a browsers and browser configuration.

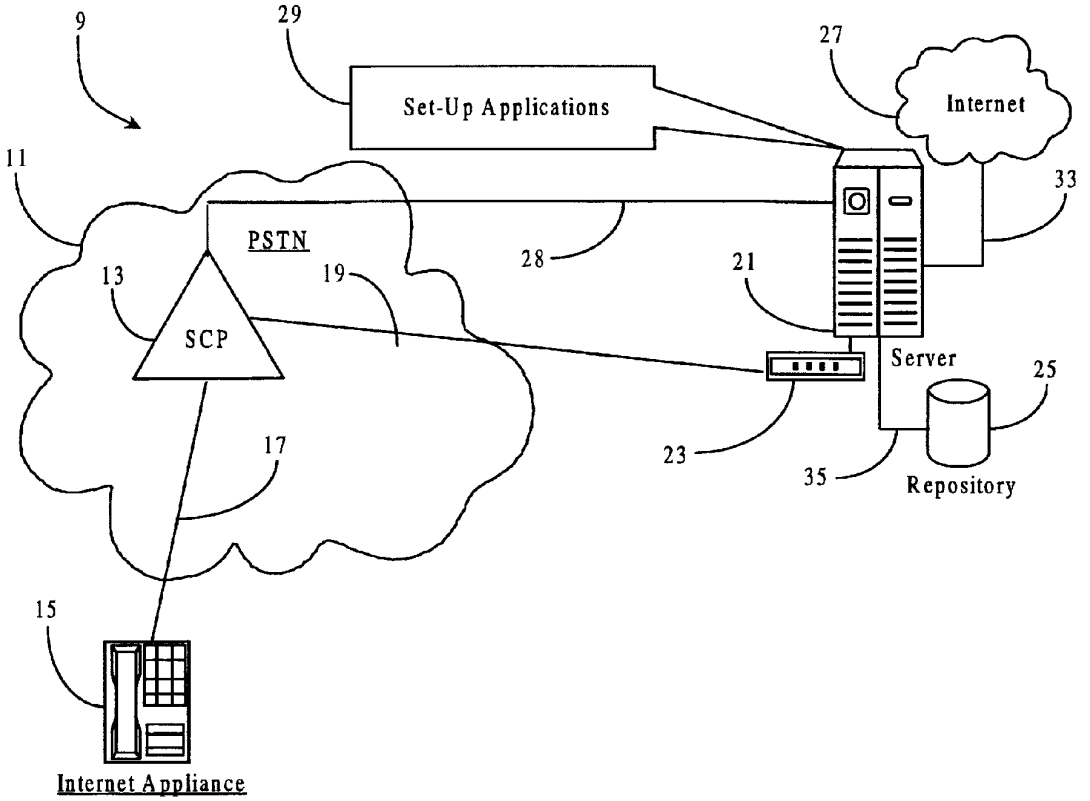

EX PARTE REEXAMINATION CERTIFICATE ISSUED UNDER 35 U.S.C. 307

THE PATENT IS HEREBY AMENDED AS INDICATED BELOW.

Matter enclosed in heavy brackets [ ] appeared in the patent, but has been deleted and is no longer a part of the patent; matter printed in italics indicates additions made to the patent.

AS A RESULT OF REEXAMINATION, IT HAS BEEN DETERMINED THAT:

Claims **1-2**, **5** and **8-10** are determined to be patentable as amended.

Claims **3-4** and **6-7**, dependent on an amended claim, are determined to be patentable.

New claims **11-29** are added and determined to be patentable.

1. A system for configuring Internet appliances, comprising:

a server having a connection to a network;

a data repository accessible by the server, and comprising data related to Internet appliances to be configured, the data associated with specific *Internet* appliances by a telephone number [or address] used to access the [system] *server, wherein a preprogrammed telephone number on an Internet appliance is used to contact the server*; and

server control routines *on the server* for configuring Internet appliances via the network connection;

wherein, upon receiving a request from an Internet appliance via the network connection *that has been automatically initiated by the Internet appliance upon connection to the network,* the *server* control routines consult the [database] *data repository* for *a* correct procedure *associated with the Internet appliance based upon the preprogrammed telephone number used to contact the server*, finding the correct procedure by the association with the *preprogrammed* telephone number [or address] used to contact the [system]*server*, and interact with *control routines on* the *Internet* appliance via the network connection to configure the *Internet* appliance for Internet access and operation*, wherein the Internet appliance automatically dials the preprogrammed telephone number such that the user does not enter the preprogrammed telephone number into the Internet appliance*.

2. The system of claim **1** wherein [a telephone number is used to access the system, and] the associative telephone number is rendered in the system by Destination Number Information Service (DNIS) provided by a network provider.

5. An Internet appliance comprising:

a network connection port; and

pre-programmed configuration routines, including a preprogrammed telephone number [or address] for use by the device to contact a configuration server,

wherein, upon connection to the network, the *Internet* appliance *automatically* dials the preprogrammed *telephone* number [or address] *without a user entering the preprogrammed number*, initiating a communication with the configuration server connected to the network, and interacts with compatible routines executing on the server to configure the *Internet* appliance.

8. A method for configuring an Internet appliance, comprising steps of:

(a) pre-programming the Internet appliance having a network port with first configuration routines adapted to interact with a remote network configuration server having second configuration routines, the first configuration routines including a telephone number [or address] to be used by the device to access the remote configuration server;

(b) connecting the Internet appliance by the network port to a compatible network;

(c) *automatically* asserting the preprogrammed telephone number [or address] by the *Internet* appliance *without a user entering the preprogrammed telephone number*, establishing communication with the remote configuration server; and

(d) configuring the Internet appliance for Internet access by interaction of the first and second configuration routines, the second configuration routines selected by the configuration server according to the telephone number [or address] used to access the configuration server.

9. The method of claim **8** wherein, in step (d) the server additionally uses [the] *a* telephone number of the location from which the *Internet* appliance calls the server in selection configuration routines.

10. The method of claim **9** wherein in step (d) the configuration server uses Automatic Number Identification (ANI) and Destination Number Information Service (DNIS) to select specific configuration routines for the particular *Internet* appliance.

11. A system for configuring Internet appliances, comprising:

a server having a connection to a network and configured to determine a location of a user;

a data repository accessible by the server, and comprising data related to Internet appliances to be configured, the data associated with specific Internet appliances by a telephone number or address used by a specific Internet appliance to access the server, wherein a preprogrammed telephone number or address on an Internet appliance is used to access the server; and

server control routines on the server configured to configure Internet appliances via the network connection;

wherein the server control routines are configured to, upon receiving a request from an Internet appliance via the network connection that has been automatically initiated by the Internet appliance upon connection to the network, consult the data repository for a correct procedure associated with the Internet appliance based upon the preprogrammed telephone number or address used to access the server, determine the correct procedure associated with the Internet appliance based upon the preprogrammed telephone number or address used to access the server and the location of the user, and interact, via the correct procedure, with control routines on the Internet appliance via the network connection to configure the Internet appliance for Internet access and operation, wherein the Internet appliance automatically asserts the preprogrammed telephone number or address such that the user does not enter the preprogrammed telephone number or address into the Internet appliance.

12. The system of claim 11 wherein the data repository comprises a plurality of server control routines, wherein each server control routines is associated with one or more specific

Internet appliances, wherein the server control routines comprise the correct procedure, and wherein the correct procedure is associated with the preprogrammed telephone number or address used to access the server.

13. The system of claim 11 wherein the server is further configured to identify a model of the Internet appliance, and wherein the correct procedure is determined based at least in part upon the model of the Internet appliance.

14. The system of claim 11 wherein the server is further configured to identify a version of the Internet appliance, and wherein the correct procedure is determined based at least in part upon the version of the Internet appliance.

15. The system of claim 11 wherein the preprogrammed telephone number is used to access the server, and wherein a Destination Number Information Service number is used to determine the control routine associated with the Internet appliance.

16. The system of claim 11 wherein the server is further configured to determine an identity of a user, and wherein the correct procedure is determined based at least in part upon an identity of the user.

17. The system of claim 16 wherein the identity of the user is based at least in part upon an Automatic Number Identification (ANI) number.

18. The system of claim 16 wherein the identity of the user is based at least in part upon a response from an interactive voice response system.

19. The system of claim 11 wherein the preprogrammed telephone number or address used to access the server is associated with a model of the Internet appliance.

20. An Internet appliance comprising:

a network connection port configured to connect to a network;

pre-programmed configuration routines, including a pre-programmed telephone number or address for use by the Internet appliance to contact a configuration server; and

a processor configured to:

automatically dial the pre-programmed telephone number or address upon connection to the network without a user entering the pre-programmed telephone number or address into the Internet appliance;

initiate a communication with the configuration server connected to the network; and

interact with compatible routines that execute on the server to configure the Internet appliance, wherein the compatible routines are determined based at least in part upon a location of the user.

21. The Internet appliance of claim 20 wherein the compatible routines are selected from a plurality of set-up routines, and wherein the compatible routines are associated with the telephone number or address used to contact the configuration server.

22. The Internet appliance of claim 20 wherein the compatible routines are determined based at least in part upon the pre-programmed number or address.

23. The Internet appliance of claim 20 wherein the compatible routines are determined based at least in part upon a model of the Internet appliance.

24. The Internet appliance of claim 20 wherein the compatible routines are determined based at least in part upon a version of the Internet appliance.

25. The Internet appliance of claim 20 wherein the preprogrammed telephone number is used to access the configuration server, and wherein the compatible routines are determined based at least in part upon a Destination Number Information Service number.

26. The Internet appliance of claim 20 wherein the compatible routines are determined based at least in part upon an identity of the user.

27. The Internet appliance of claim 26 wherein the identity of the user is based at least in part upon an Automatic Number Identification (ANI) number.

28. The Internet appliance of claim 26 wherein the identity of the user is based at least in part upon a response from an interactive voice response system.

29. The Internet appliance of claim 20 wherein the preprogrammed telephone number or address used to contact the configuration server is associated with a model of the Internet appliance.

* * * * *