US00D753510S

(12) United States Design Patent

Puttorngul et al.

(10) Patent No.: US D753,510 S

(45) Date of Patent: ** Apr. 12, 2016

(54) **ELECTRONIC WATCH**

(71) Applicants: **Pichaya Puttorngul**, Bangkok (TH); **Punwess Sukvanich**, Nontraburi (TH)

(72) Inventors: **Pichaya Puttorngul**, Bangkok (TH); **Punwess Sukvanich**, Nontraburi (TH)

(73) Assignee: **ATIZ INNOVATION CO., LTD.**, Bangkok (TH)

(**) Term: **14 Years**

(21) Appl. No.: **29/464,286**

(22) Filed: **Aug. 15, 2013**

(51) **LOC (10) Cl.** **10-02**

(52) **U.S. Cl.**
USPC **D10/30**; D10/38; D14/344

(58) **Field of Classification Search**
USPC ..... D10/30–39, 1–29, 122–132; D14/138 R, D14/344
CPC G04B 37/00; G04B 37/0008; G04C 3/00; G04C 3/001; G04C 3/002; G04G 9/00; G04G 9/0017; G04G 9/0058; G04G 9/04; G04G 9/06; G04G 9/107; G04G 17/00; G04G 17/005; G04G 17/08
See application file for complete search history.

(56) **References Cited**

U.S. PATENT DOCUMENTS

2,553,089	A	*	5/1951	Holder	368/282
5,838,643	A	*	11/1998	Reiner	368/223
6,130,861	A	*	10/2000	Della Felice	368/276
6,678,535	B1	*	1/2004	Narayanaswami	455/557
D528,928	S	*	9/2006	Burton	D10/38
D542,157	S	*	5/2007	Lafever et al.	D10/32
D577,611	S		9/2008	Lalo	
7,708,457	B2	*	5/2010	Girardin et al.	368/287
D628,909	S	*	12/2010	Giannini	D10/32
D638,723	S	*	5/2011	Ong	D10/32
D650,706	S		12/2011	Zanella et al.	
D655,631	S		3/2012	Ruefenacht	
D664,048	S		7/2012	Mille	
D667,126	S	*	9/2012	Cho et al.	D24/186
D673,867	S		1/2013	Oliveira	
D674,488	S	*	1/2013	McKay et al.	D24/167
D708,534	S	*	7/2014	Martin	D10/104.1
2010/0112949	A1	*	5/2010	Kim et al.	455/41.3
2012/0041278	A1	*	2/2012	Sadhu	600/301

OTHER PUBLICATIONS

http://www.chinatraderonline.com/files3/2011-1/5/led-watch--electronic-watch--fashion-design-watch-17111942801.jpg.

* cited by examiner

Primary Examiner — Martie K Holtje
(74) *Attorney, Agent, or Firm* — Raj Abhyanker, P.C.

(57) **CLAIM**

The ornamental design for an electronic watch, as shown and described.

DESCRIPTION

FIG. **1** is a left front perspective view of electronic watch showing my new design;
FIG. **2** is a right front perspective view thereof;
FIG. **3** is a front elevational view thereof;
FIG. **4** is a rear elevational view thereof;
FIG. **5** is a right side elevational view thereof;
FIG. **6** is a left side elevational view thereof;
FIG. **7** is a top plan view thereof;
FIG. **8** is a bottom plan view thereof; and,
FIG. **9** is a second rear elevational view thereof.

The structural features depicted by broken lines in FIGS. **5**, **6** and **9** have been shown for the purpose of illustrating portions of the electronic watch that form no part of the claimed design.

The strap element depicted by broken lines in FIGS. **1** through **8** has been shown for the purpose of illustrating environment that forms no part of the claimed design.

1 Claim, 8 Drawing Sheets

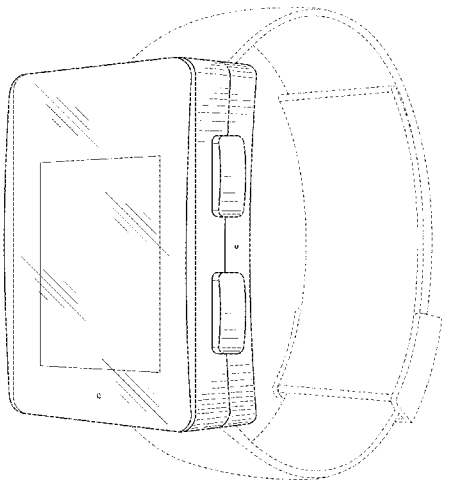

Masimo Ex. 1032
IPR Petition - US D962,936

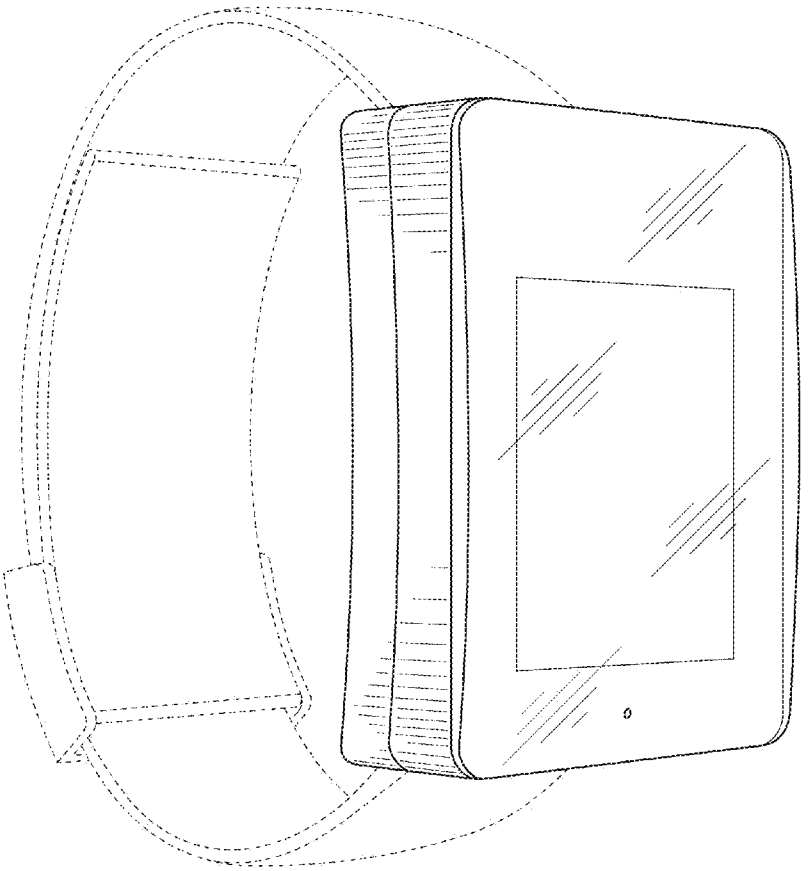

FIG. 1

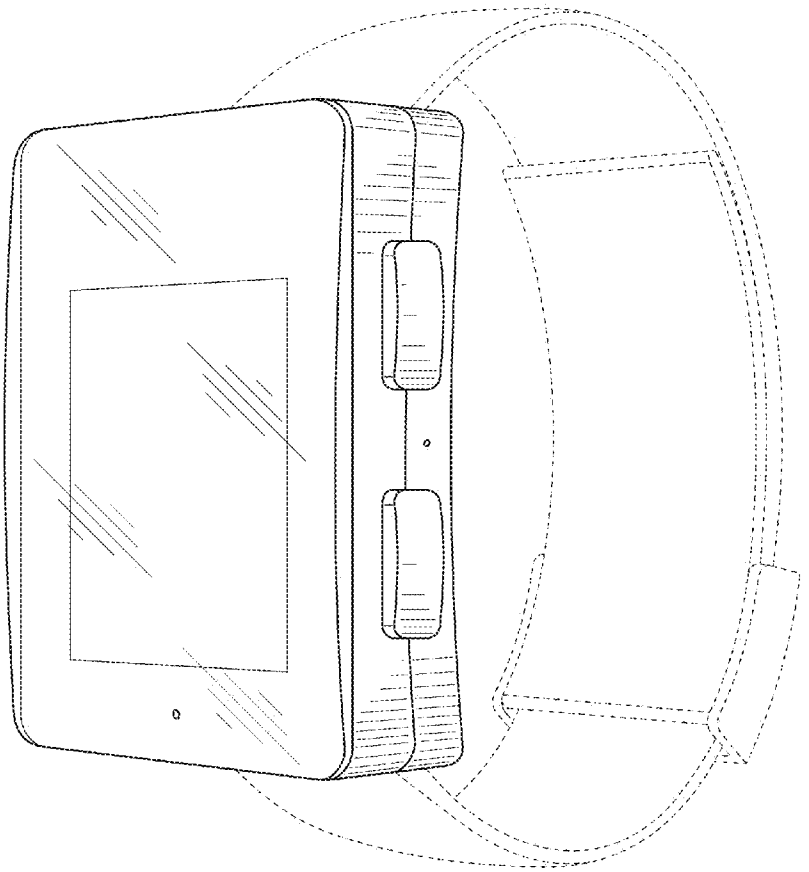

FIG. 2

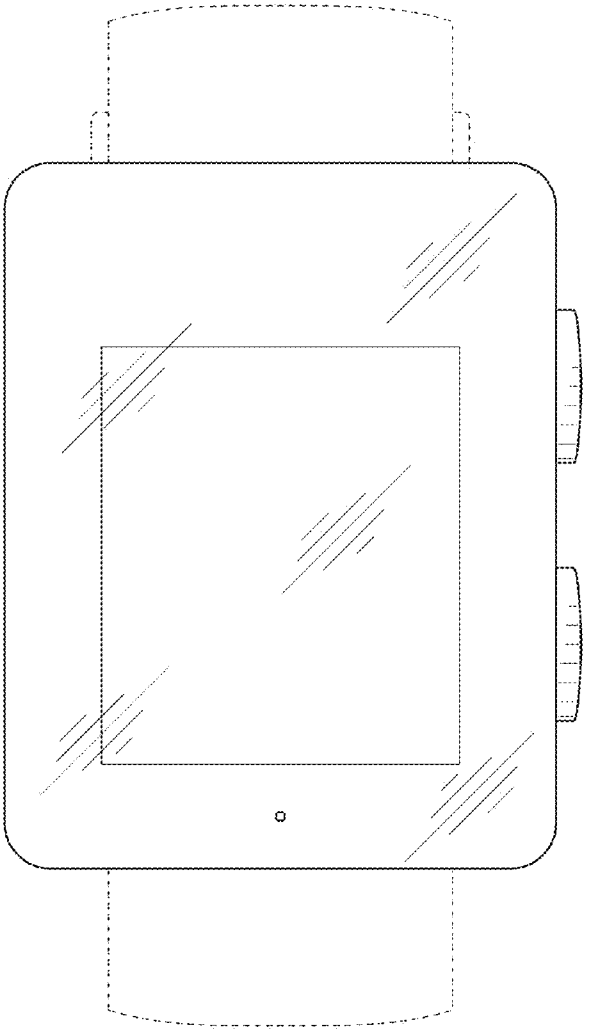

FIG. 3

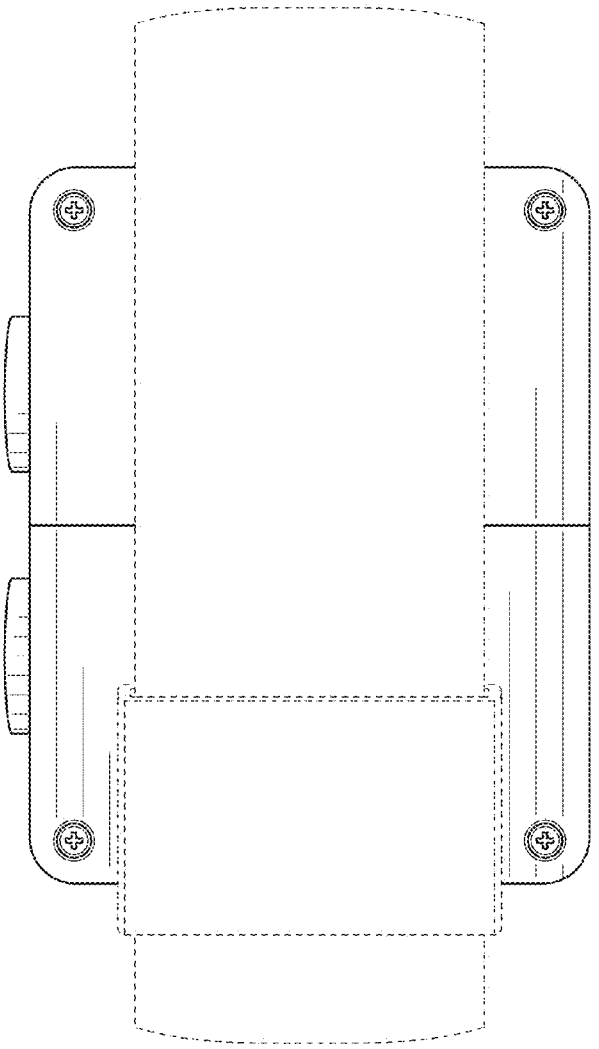

FIG. 4

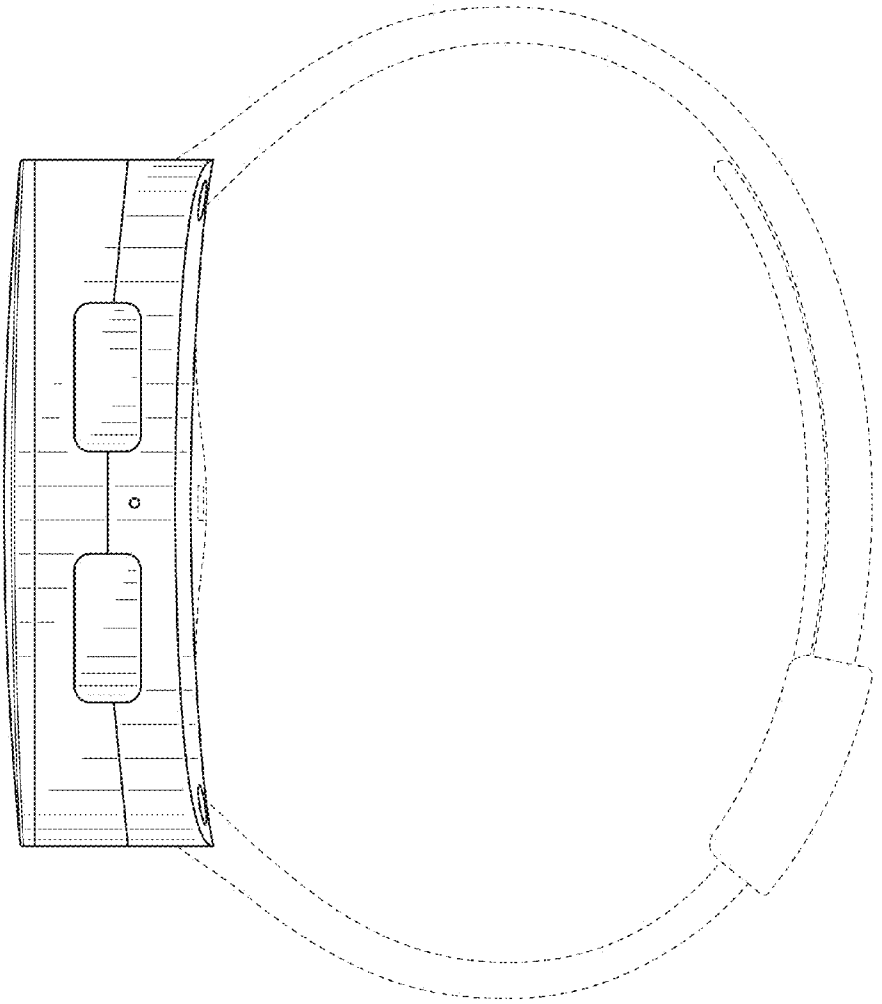

FIG. 5

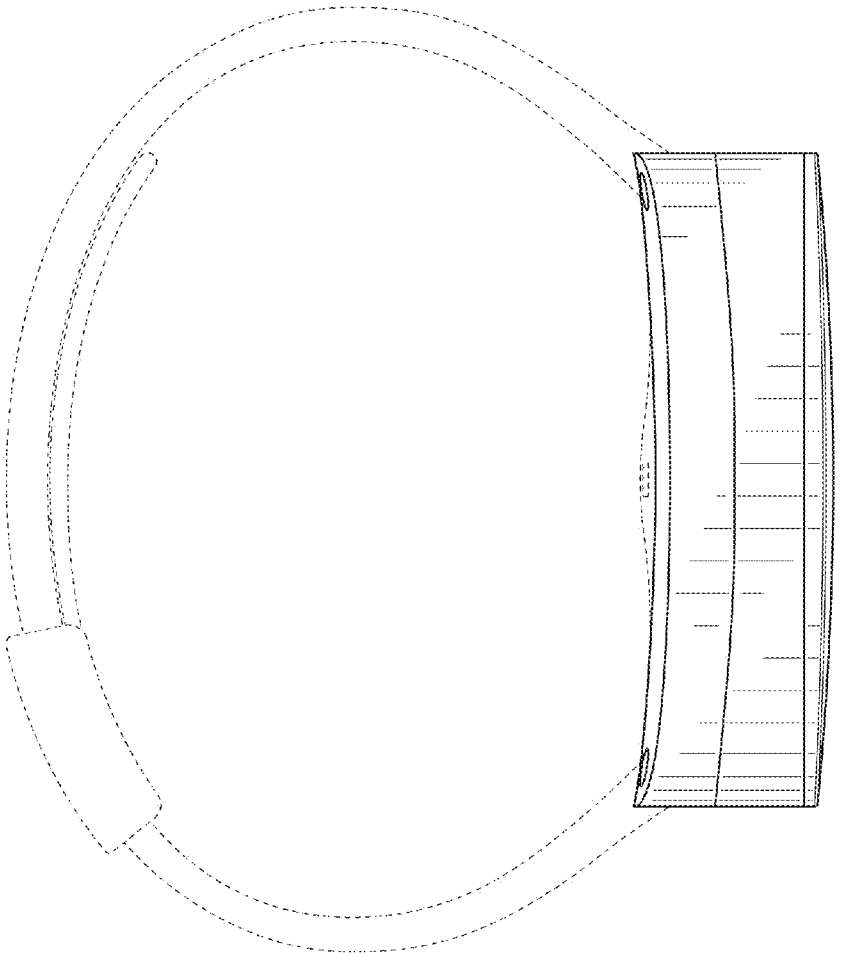

FIG. 6

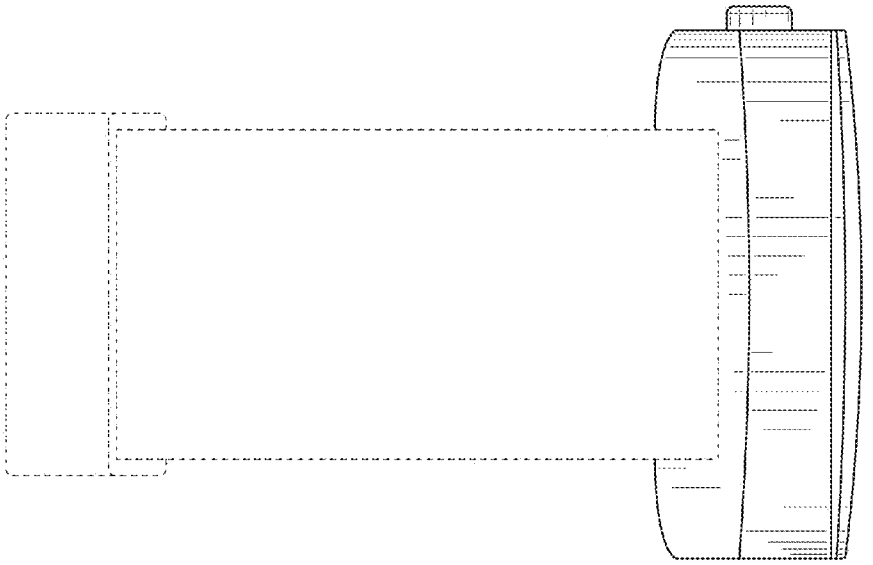

FIG. 7

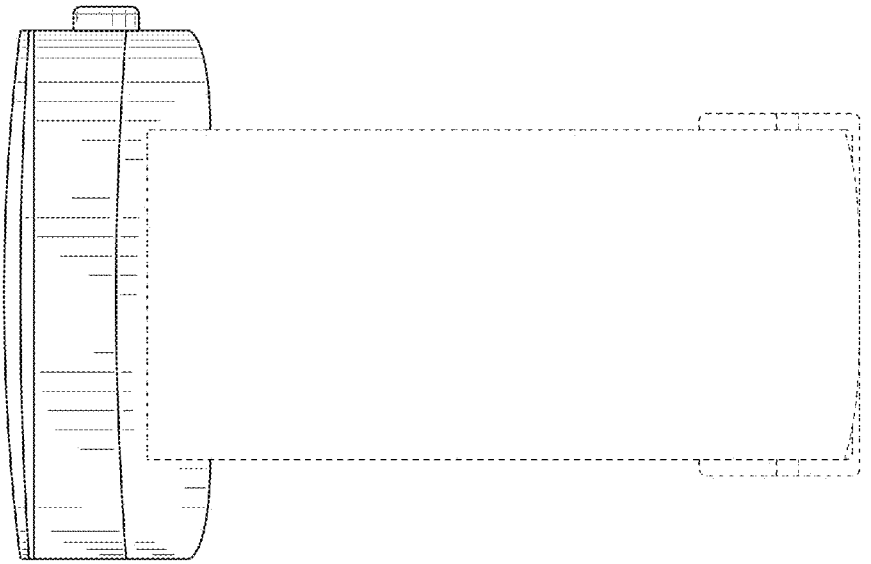

FIG. 8

Masimo Ex. 1032
IPR Petition - US D962,936

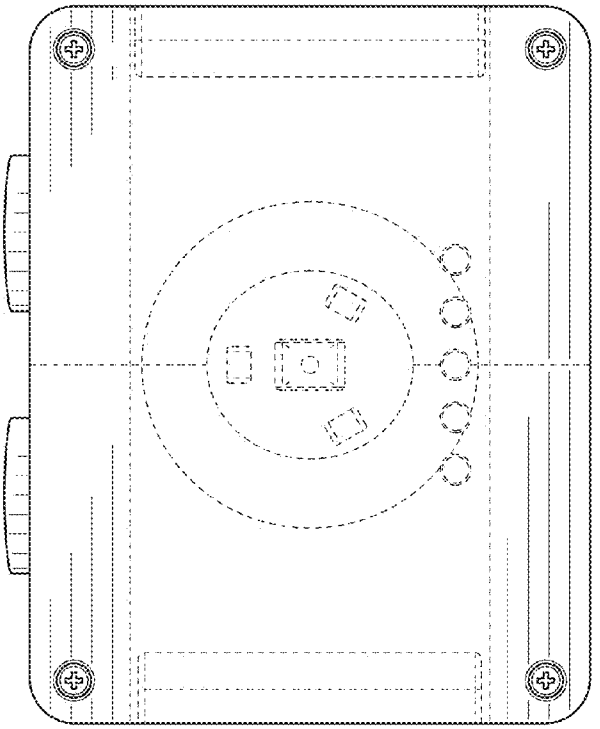

FIG. 9