US007979889B2

(12) **United States Patent**
Gladstone et al.

(10) **Patent No.: US 7,979,889 B2**
(45) **Date of Patent: Jul. 12, 2011**

(54) **METHODS AND APPARATUS PROVIDING SECURITY TO COMPUTER SYSTEMS AND NETWORKS**

(75) Inventors: **Philip J. S. Gladstone**, Carlisle, MA (US); **Jeffrey A. Kraemer**, Wellesley, MA (US)

(73) Assignee: **Cisco Technology, Inc.**, San Jose, CA (US)

(*) Notice: Subject to any disclaimer, the term of this patent is extended or adjusted under 35 U.S.C. 154(b) by 1426 days.

(21) Appl. No.: **11/031,212**

(22) Filed: **Jan. 7, 2005**

(65) **Prior Publication Data**

US 2006/0156380 A1 Jul. 13, 2006

(51) **Int. Cl.**
H04L 9/00 (2006.01)

(52) **U.S. Cl.** **726/1**; 726/2; 726/22; 726/23; 726/24; 726/25; 726/26; 726/27

(58) **Field of Classification Search** 726/1, 2, 726/3, 11, 13, 22–27; 713/150–181, 187–188, 713/200, 201; 705/51, 57, 59; 707/9
See application file for complete search history.

(56) **References Cited**

U.S. PATENT DOCUMENTS

6,321,338 B1 * 11/2001 Porras et al. 726/25
6,542,993 B1 * 4/2003 Erfani 726/1
6,601,048 B1 * 7/2003 Gavan et al. 706/10
6,910,135 B1 * 6/2005 Grainger 726/23
6,963,983 B2 * 11/2005 Munson et al. 726/5
7,203,962 B1 * 4/2007 Moran 726/23
7,237,267 B2 * 6/2007 Rayes et al. 726/25
7,448,084 B1 11/2008 Apap et al.
7,546,629 B2 6/2009 Albert et al.
7,565,426 B2 7/2009 Jones et al.
7,715,315 B1 5/2010 Ferguson et al.
2002/0078049 A1 * 6/2002 Samar 707/9
2002/0078381 A1 * 6/2002 Farley et al. 713/201
2002/0083343 A1 * 6/2002 Crosbie et al. 713/201
2002/0166063 A1 11/2002 Lachman et al.
2004/0205474 A1 10/2004 Eskin et al.
2004/0250124 A1 12/2004 Chesla et al.
2006/0021035 A1 * 1/2006 Conti et al. 726/22
2006/0041936 A1 * 2/2006 Anderson et al. 726/11
2006/0070118 A1 * 3/2006 Munson et al. 726/3
2010/0082513 A1 4/2010 Liu
2010/0242111 A1 9/2010 Kraemer et al.

OTHER PUBLICATIONS

Anita K. Jones and Robert S. Sielken, "Computer System Intrusion Detection: A Survey", Feb. 2000, University of Virginia.*
Alexander Seleznyov and Seppo Puuronen, "HIDSUR: A Hybrid Intrusion Detection System Based on Real-time User Recognition," pp. 41-45, IEEE, 2000.*

(Continued)

Primary Examiner — Vivek Srivastava
Assistant Examiner — Hee Song
(74) *Attorney, Agent, or Firm* — Hickman Palermo Truong & Becker LLP

(57) **ABSTRACT**

A system provides security to a computerized device by detecting a sequence of related processing operations within the computerized device and recording the sequence of related processing operations in a security history. The system identifies a security violation when a processing operation performed in the computerized device produces an undesired processing outcome that violates a security policy and subsequently detecting attempted performance of at least one processing operation that attempts to produce the undesired processing outcome that violates the security policy and in response, denies operation of the processing operation(s) within the computerized device to avoid violation of the security policy.

35 Claims, 8 Drawing Sheets

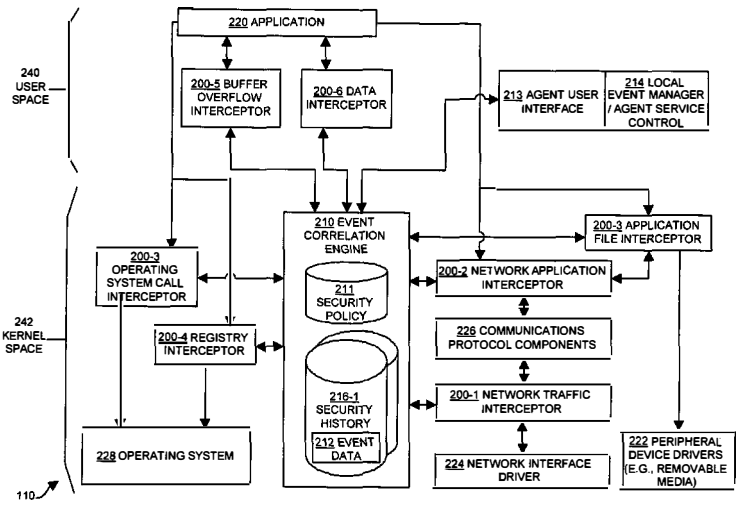

OTHER PUBLICATIONS

Klaus Julisch, "Using Root Cause Analysis to Handle Intrusion Detection Alarms", PhD Thesis, University of Dortmund, Germany (2003).*

English translation of: State Intellectual Property Office of the People's Republic of China Office Action of co-pending Chinese Patent Application No. 200680000999.3 having an issue date of Dec. 19, 2008.

Chinese patent application No. 200680000999.3, third Office Action dated Dec. 31, 2010; 15 pages.

Chinese patent application No. 200680000999.3, current claims, 6 pages.

U.S. Appl. No. 11/414,909, filed May 1, 2006, Final Office Action, mailed Mar. 9, 2011.

* cited by examiner

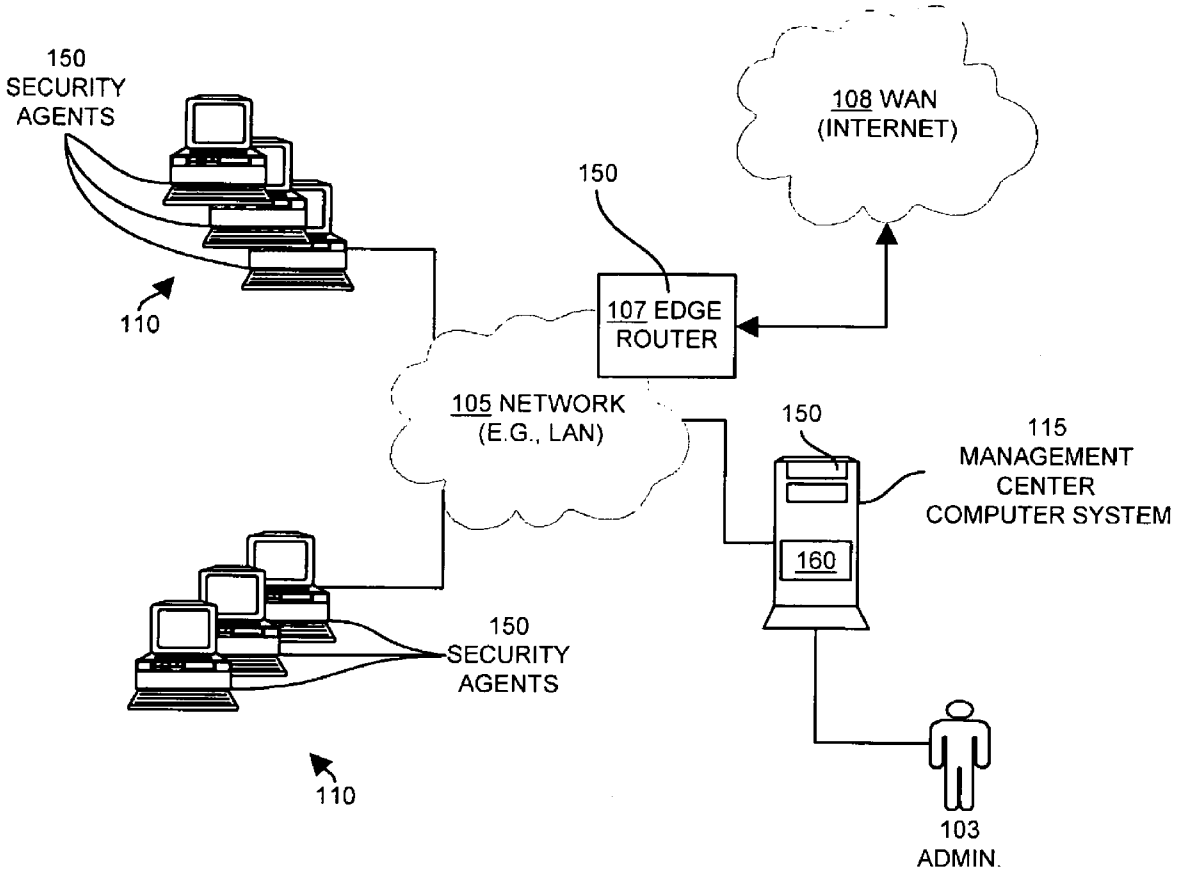
150
SECURITY
AGENTS
110
108 WAN
(INTERNET)
150
107 EDGE
ROUTER
105 NETWORK
(E.G., LAN)
150
115
MANAGEMENT
CENTER
COMPUTER SYSTEM
160
150
SECURITY
AGENTS
110
103
ADMIN.

FIG. 1

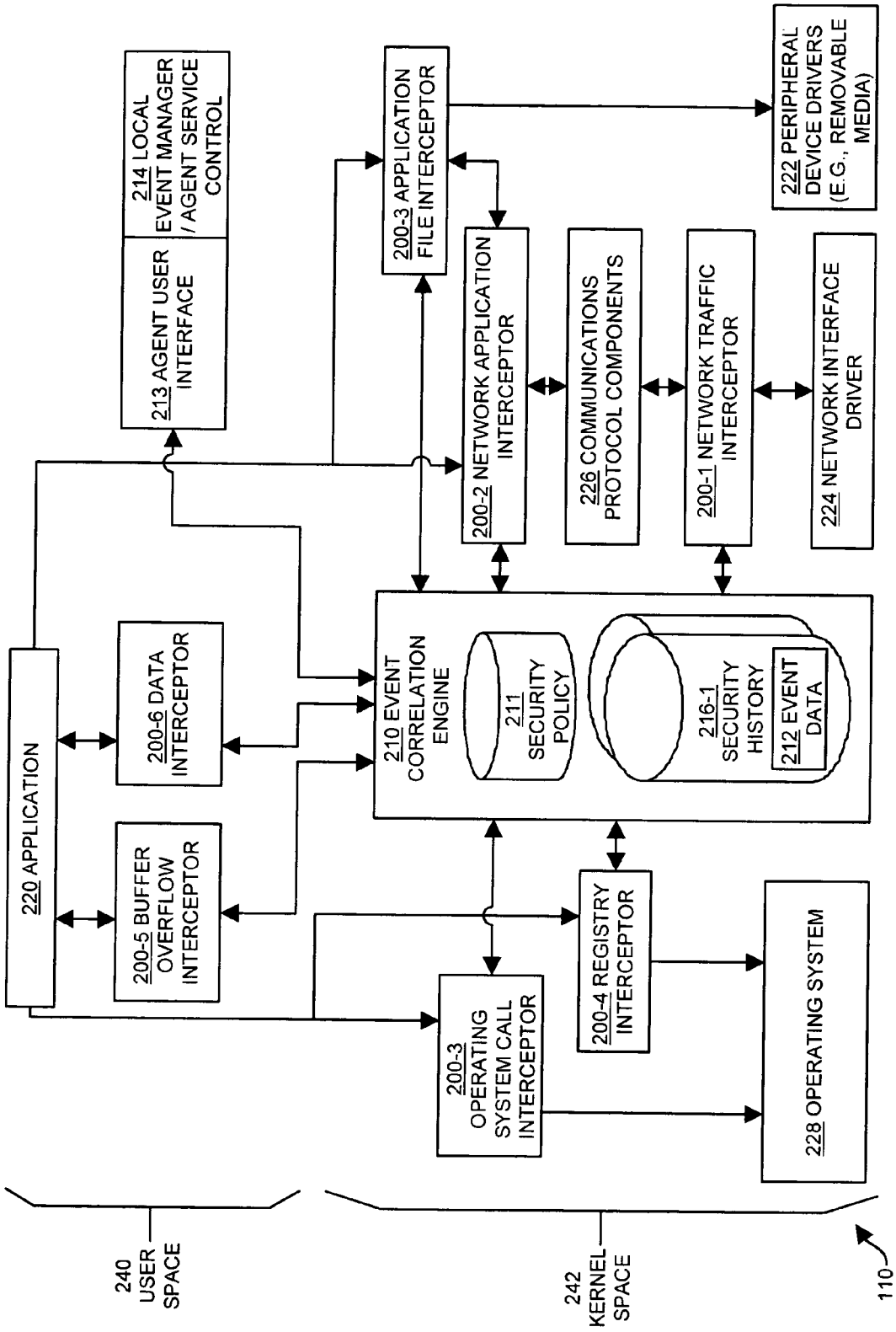
220 APPLICATION
200-6 DATA INTERCEPTOR
200-5 BUFFER OVERFLOW INTERCEPTOR
213 AGENT USER INTERFACE
214 LOCAL EVENT MANAGER / AGENT SERVICE CONTROL
200-3 APPLICATION FILE INTERCEPTOR
222 PERIPHERAL DEVICE DRIVERS (E.G., REMOVABLE MEDIA)
200-2 NETWORK APPLICATION INTERCEPTOR
226 COMMUNICATIONS PROTOCOL COMPONENTS
200-1 NETWORK TRAFFIC INTERCEPTOR
224 NETWORK INTERFACE DRIVER
210 EVENT CORRELATION ENGINE
211 SECURITY POLICY
216-1 SECURITY HISTORY
212 EVENT DATA
200-3 OPERATING SYSTEM CALL INTERCEPTOR
200-4 REGISTRY INTERCEPTOR
228 OPERATING SYSTEM
240 USER SPACE
242 KERNEL SPACE
110

FIG. 2

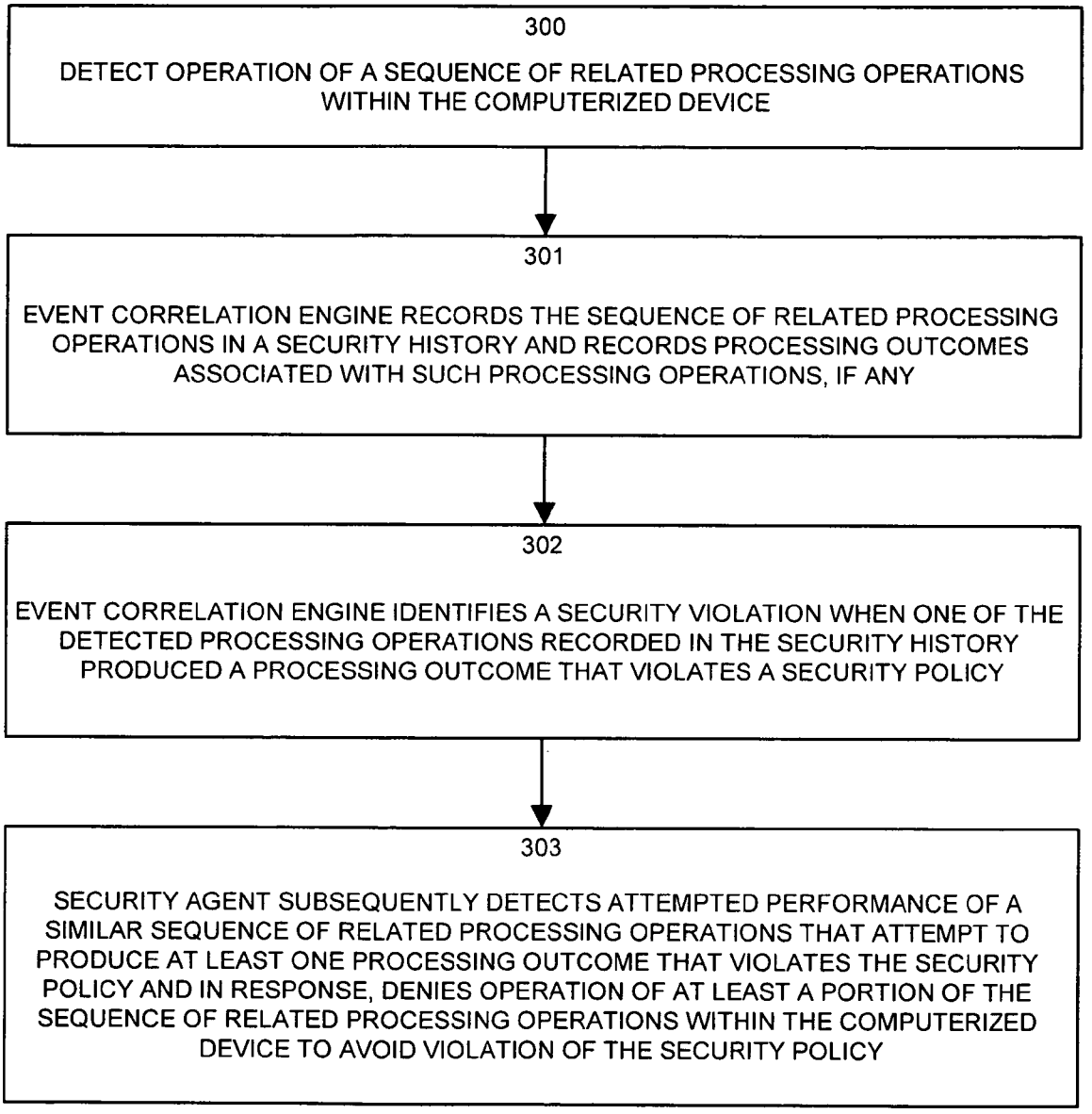
300
DETECT OPERATION OF A SEQUENCE OF RELATED PROCESSING OPERATIONS WITHIN THE COMPUTERIZED DEVICE
301
EVENT CORRELATION ENGINE RECORDS THE SEQUENCE OF RELATED PROCESSING OPERATIONS IN A SECURITY HISTORY AND RECORDS PROCESSING OUTCOMES ASSOCIATED WITH SUCH PROCESSING OPERATIONS, IF ANY
302
EVENT CORRELATION ENGINE IDENTIFIES A SECURITY VIOLATION WHEN ONE OF THE DETECTED PROCESSING OPERATIONS RECORDED IN THE SECURITY HISTORY PRODUCED A PROCESSING OUTCOME THAT VIOLATES A SECURITY POLICY
303
SECURITY AGENT SUBSEQUENTLY DETECTS ATTEMPTED PERFORMANCE OF A SIMILAR SEQUENCE OF RELATED PROCESSING OPERATIONS THAT ATTEMPT TO PRODUCE AT LEAST ONE PROCESSING OUTCOME THAT VIOLATES THE SECURITY POLICY AND IN RESPONSE, DENIES OPERATION OF AT LEAST A PORTION OF THE SEQUENCE OF RELATED PROCESSING OPERATIONS WITHIN THE COMPUTERIZED DEVICE TO AVOID VIOLATION OF THE SECURITY POLICY

FIG. 3

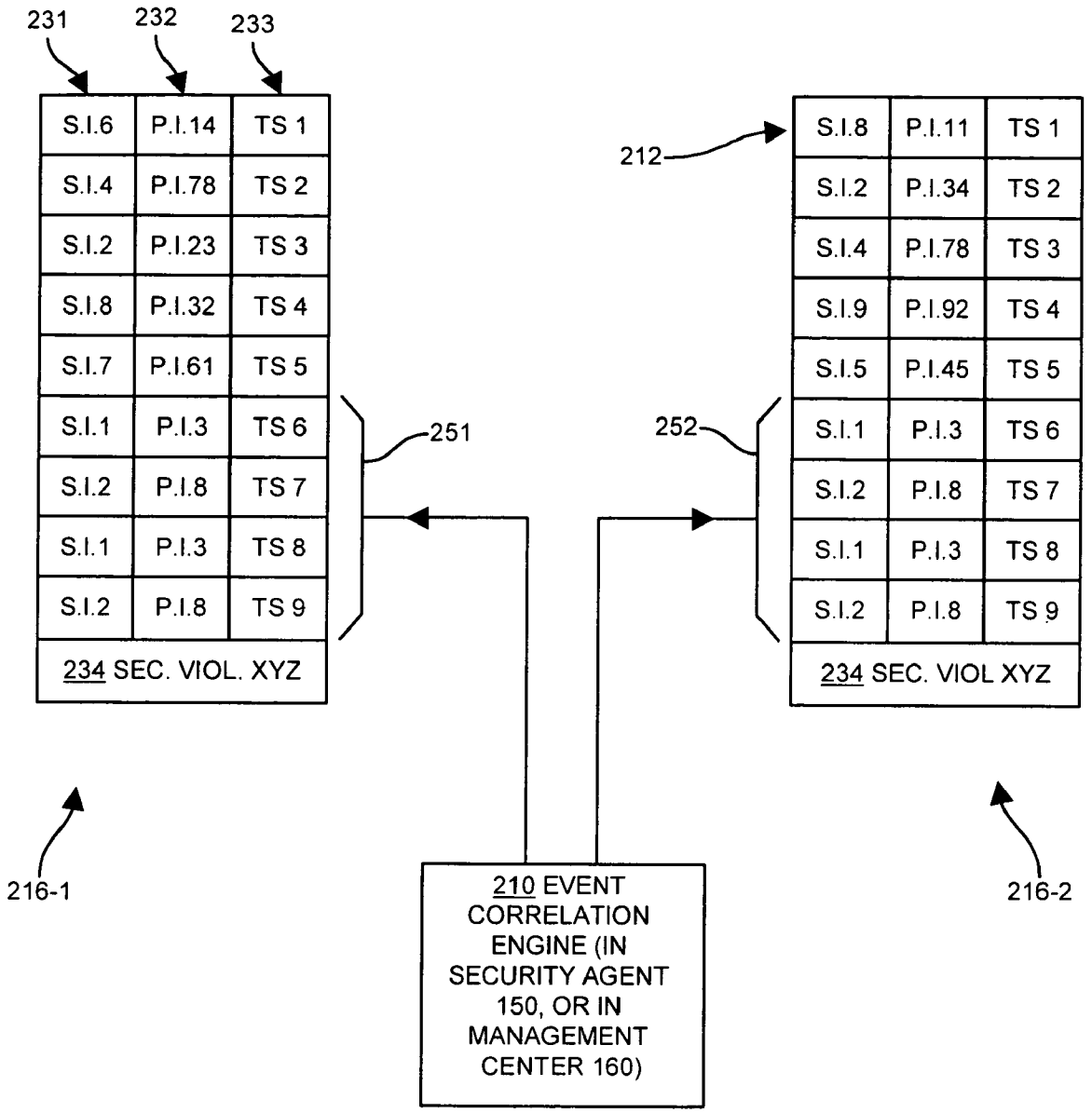
231
232
233
S.I.6 P.I.14 TS 1
S.I.4 P.I.78 TS 2
S.I.2 P.I.23 TS 3
S.I.8 P.I.32 TS 4
S.I.7 P.I.61 TS 5
S.I.1 P.I.3 TS 6
S.I.2 P.I.8 TS 7
S.I.1 P.I.3 TS 8
S.I.2 P.I.8 TS 9
234 SEC. VIOL. XYZ
251
212
S.I.8 P.I.11 TS 1
S.I.2 P.I.34 TS 2
S.I.4 P.I.78 TS 3
S.I.9 P.I.92 TS 4
S.I.5 P.I.45 TS 5
S.I.1 P.I.3 TS 6
S.I.2 P.I.8 TS 7
S.I.1 P.I.3 TS 8
S.I.2 P.I.8 TS 9
234 SEC. VIOL XYZ
252
216-1
216-2
210 EVENT CORRELATION ENGINE (IN SECURITY AGENT 150, OR IN MANAGEMENT CENTER 160)

FIG. 4

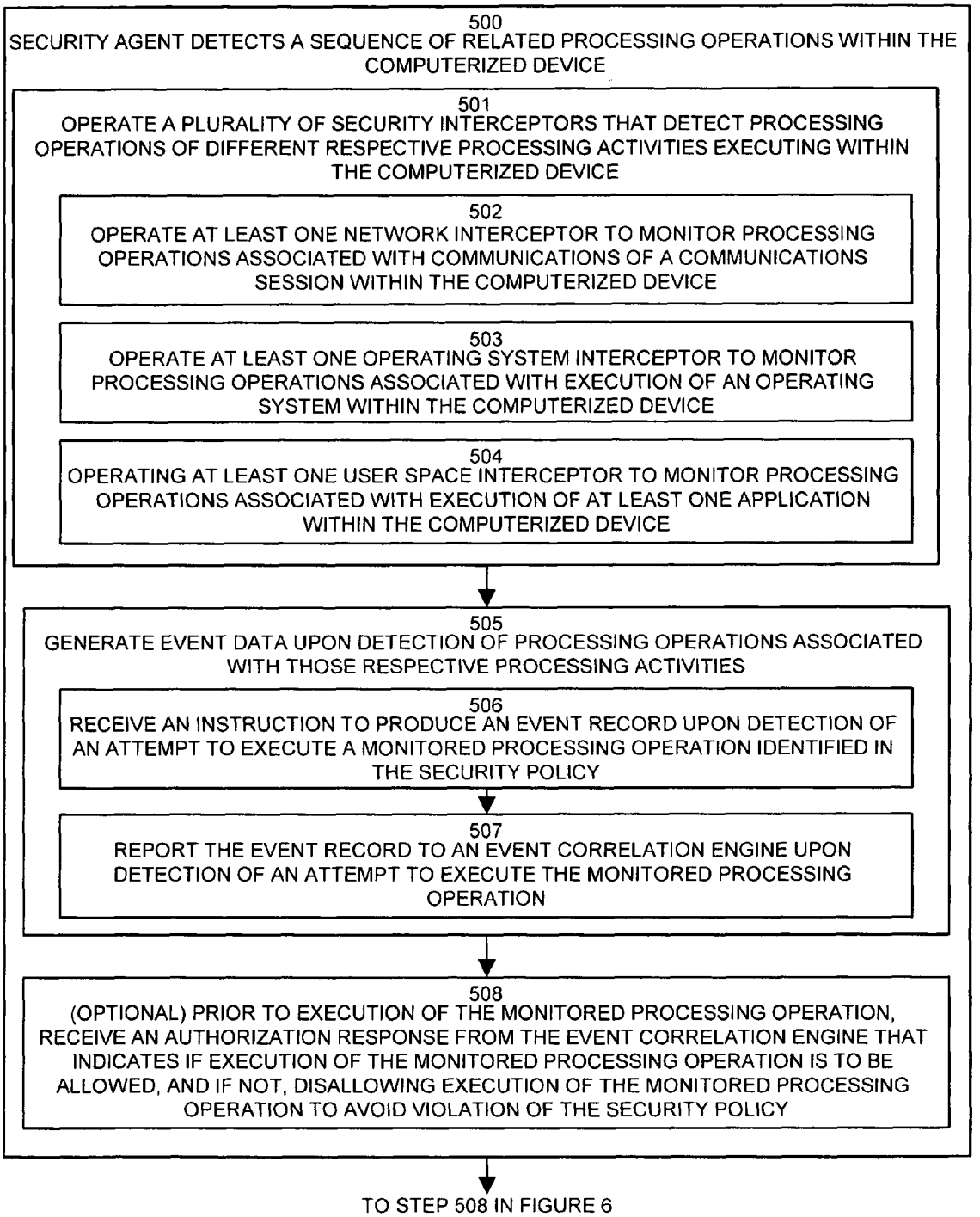
500
SECURITY AGENT DETECTS A SEQUENCE OF RELATED PROCESSING OPERATIONS WITHIN THE COMPUTERIZED DEVICE
501
OPERATE A PLURALITY OF SECURITY INTERCEPTORS THAT DETECT PROCESSING OPERATIONS OF DIFFERENT RESPECTIVE PROCESSING ACTIVITIES EXECUTING WITHIN THE COMPUTERIZED DEVICE
502
OPERATE AT LEAST ONE NETWORK INTERCEPTOR TO MONITOR PROCESSING OPERATIONS ASSOCIATED WITH COMMUNICATIONS OF A COMMUNICATIONS SESSION WITHIN THE COMPUTERIZED DEVICE
503
OPERATE AT LEAST ONE OPERATING SYSTEM INTERCEPTOR TO MONITOR PROCESSING OPERATIONS ASSOCIATED WITH EXECUTION OF AN OPERATING SYSTEM WITHIN THE COMPUTERIZED DEVICE
504
OPERATING AT LEAST ONE USER SPACE INTERCEPTOR TO MONITOR PROCESSING OPERATIONS ASSOCIATED WITH EXECUTION OF AT LEAST ONE APPLICATION WITHIN THE COMPUTERIZED DEVICE
505
GENERATE EVENT DATA UPON DETECTION OF PROCESSING OPERATIONS ASSOCIATED WITH THOSE RESPECTIVE PROCESSING ACTIVITIES
506
RECEIVE AN INSTRUCTION TO PRODUCE AN EVENT RECORD UPON DETECTION OF AN ATTEMPT TO EXECUTE A MONITORED PROCESSING OPERATION IDENTIFIED IN THE SECURITY POLICY
507
REPORT THE EVENT RECORD TO AN EVENT CORRELATION ENGINE UPON DETECTION OF AN ATTEMPT TO EXECUTE THE MONITORED PROCESSING OPERATION
508
(OPTIONAL) PRIOR TO EXECUTION OF THE MONITORED PROCESSING OPERATION, RECEIVE AN AUTHORIZATION RESPONSE FROM THE EVENT CORRELATION ENGINE THAT INDICATES IF EXECUTION OF THE MONITORED PROCESSING OPERATION IS TO BE ALLOWED, AND IF NOT, DISALLOWING EXECUTION OF THE MONITORED PROCESSING OPERATION TO AVOID VIOLATION OF THE SECURITY POLICY
TO STEP 508 IN FIGURE 6

FIG. 5

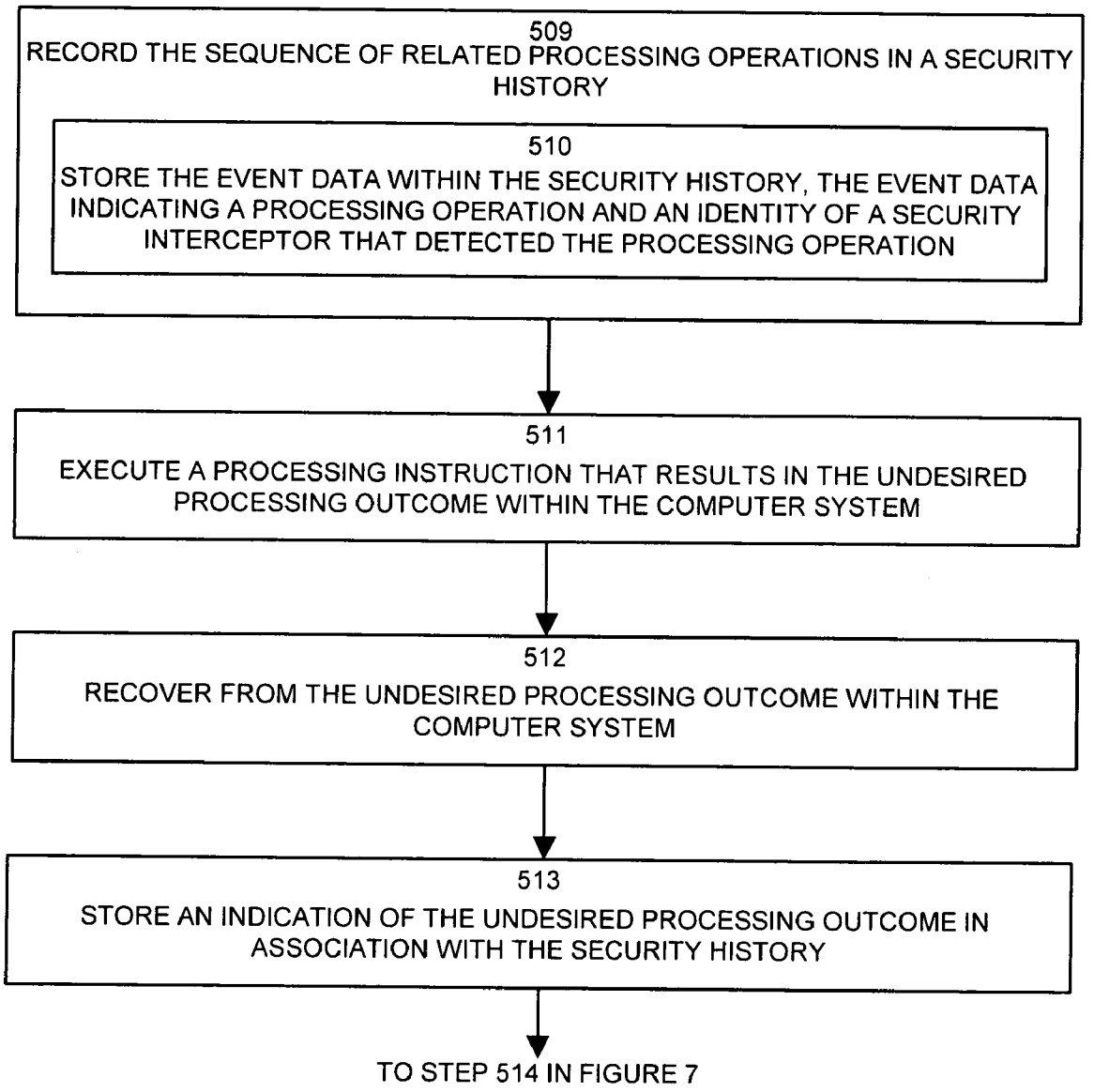
509
RECORD THE SEQUENCE OF RELATED PROCESSING OPERATIONS IN A SECURITY HISTORY
510
STORE THE EVENT DATA WITHIN THE SECURITY HISTORY, THE EVENT DATA INDICATING A PROCESSING OPERATION AND AN IDENTITY OF A SECURITY INTERCEPTOR THAT DETECTED THE PROCESSING OPERATION
511
EXECUTE A PROCESSING INSTRUCTION THAT RESULTS IN THE UNDESIRED PROCESSING OUTCOME WITHIN THE COMPUTER SYSTEM
512
RECOVER FROM THE UNDESIRED PROCESSING OUTCOME WITHIN THE COMPUTER SYSTEM
513
STORE AN INDICATION OF THE UNDESIRED PROCESSING OUTCOME IN ASSOCIATION WITH THE SECURITY HISTORY
TO STEP 514 IN FIGURE 7

FIG. 6

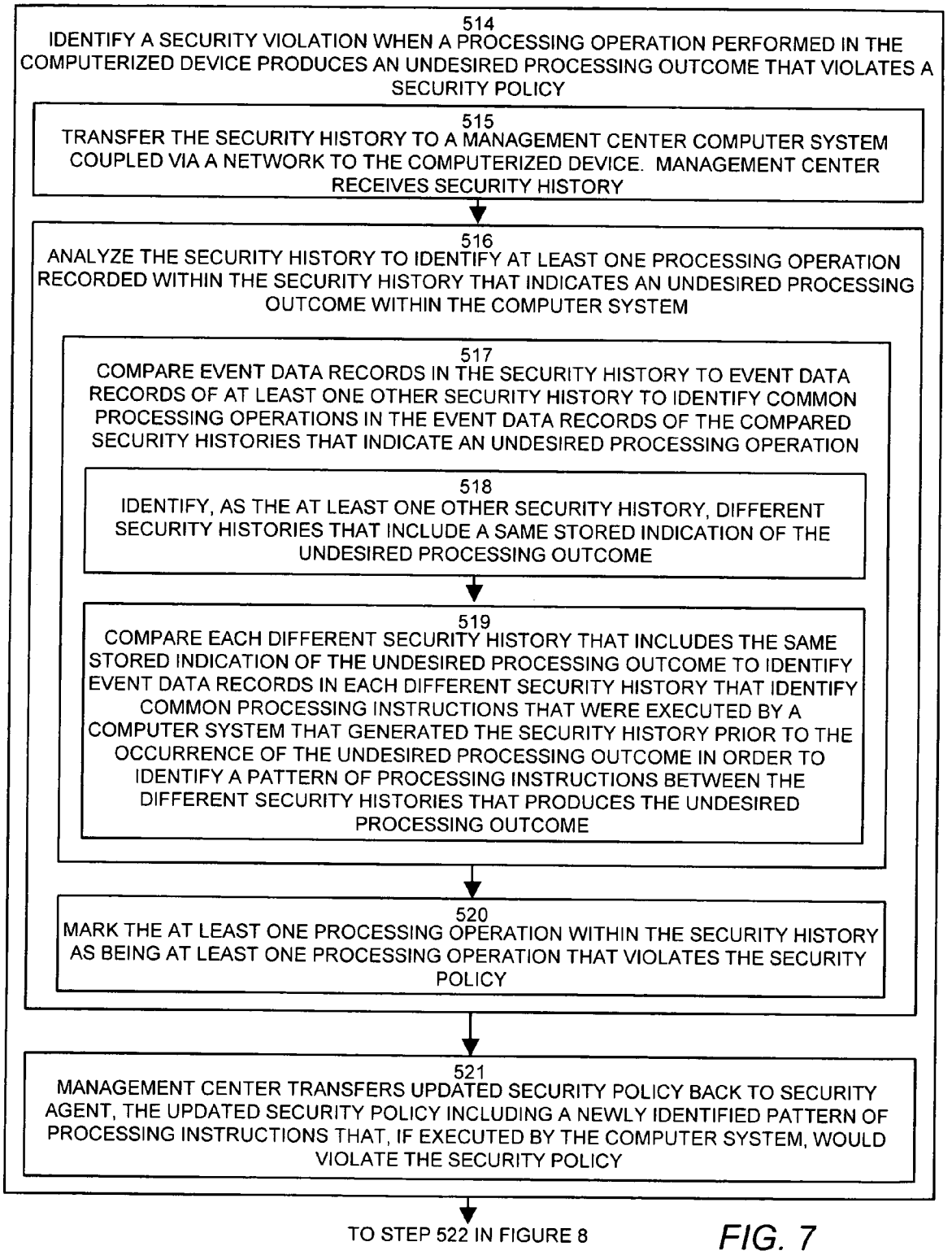
514
IDENTIFY A SECURITY VIOLATION WHEN A PROCESSING OPERATION PERFORMED IN THE COMPUTERIZED DEVICE PRODUCES AN UNDESIRED PROCESSING OUTCOME THAT VIOLATES A SECURITY POLICY
515
TRANSFER THE SECURITY HISTORY TO A MANAGEMENT CENTER COMPUTER SYSTEM COUPLED VIA A NETWORK TO THE COMPUTERIZED DEVICE. MANAGEMENT CENTER RECEIVES SECURITY HISTORY
516
ANALYZE THE SECURITY HISTORY TO IDENTIFY AT LEAST ONE PROCESSING OPERATION RECORDED WITHIN THE SECURITY HISTORY THAT INDICATES AN UNDESIRED PROCESSING OUTCOME WITHIN THE COMPUTER SYSTEM
517
COMPARE EVENT DATA RECORDS IN THE SECURITY HISTORY TO EVENT DATA RECORDS OF AT LEAST ONE OTHER SECURITY HISTORY TO IDENTIFY COMMON PROCESSING OPERATIONS IN THE EVENT DATA RECORDS OF THE COMPARED SECURITY HISTORIES THAT INDICATE AN UNDESIRED PROCESSING OPERATION
518
IDENTIFY, AS THE AT LEAST ONE OTHER SECURITY HISTORY, DIFFERENT SECURITY HISTORIES THAT INCLUDE A SAME STORED INDICATION OF THE UNDESIRED PROCESSING OUTCOME
519
COMPARE EACH DIFFERENT SECURITY HISTORY THAT INCLUDES THE SAME STORED INDICATION OF THE UNDESIRED PROCESSING OUTCOME TO IDENTIFY EVENT DATA RECORDS IN EACH DIFFERENT SECURITY HISTORY THAT IDENTIFY COMMON PROCESSING INSTRUCTIONS THAT WERE EXECUTED BY A COMPUTER SYSTEM THAT GENERATED THE SECURITY HISTORY PRIOR TO THE OCCURRENCE OF THE UNDESIRED PROCESSING OUTCOME IN ORDER TO IDENTIFY A PATTERN OF PROCESSING INSTRUCTIONS BETWEEN THE DIFFERENT SECURITY HISTORIES THAT PRODUCES THE UNDESIRED PROCESSING OUTCOME
520
MARK THE AT LEAST ONE PROCESSING OPERATION WITHIN THE SECURITY HISTORY AS BEING AT LEAST ONE PROCESSING OPERATION THAT VIOLATES THE SECURITY POLICY
521
MANAGEMENT CENTER TRANSFERS UPDATED SECURITY POLICY BACK TO SECURITY AGENT, THE UPDATED SECURITY POLICY INCLUDING A NEWLY IDENTIFIED PATTERN OF PROCESSING INSTRUCTIONS THAT, IF EXECUTED BY THE COMPUTER SYSTEM, WOULD VIOLATE THE SECURITY POLICY
TO STEP 522 IN FIGURE 8

FIG. 7

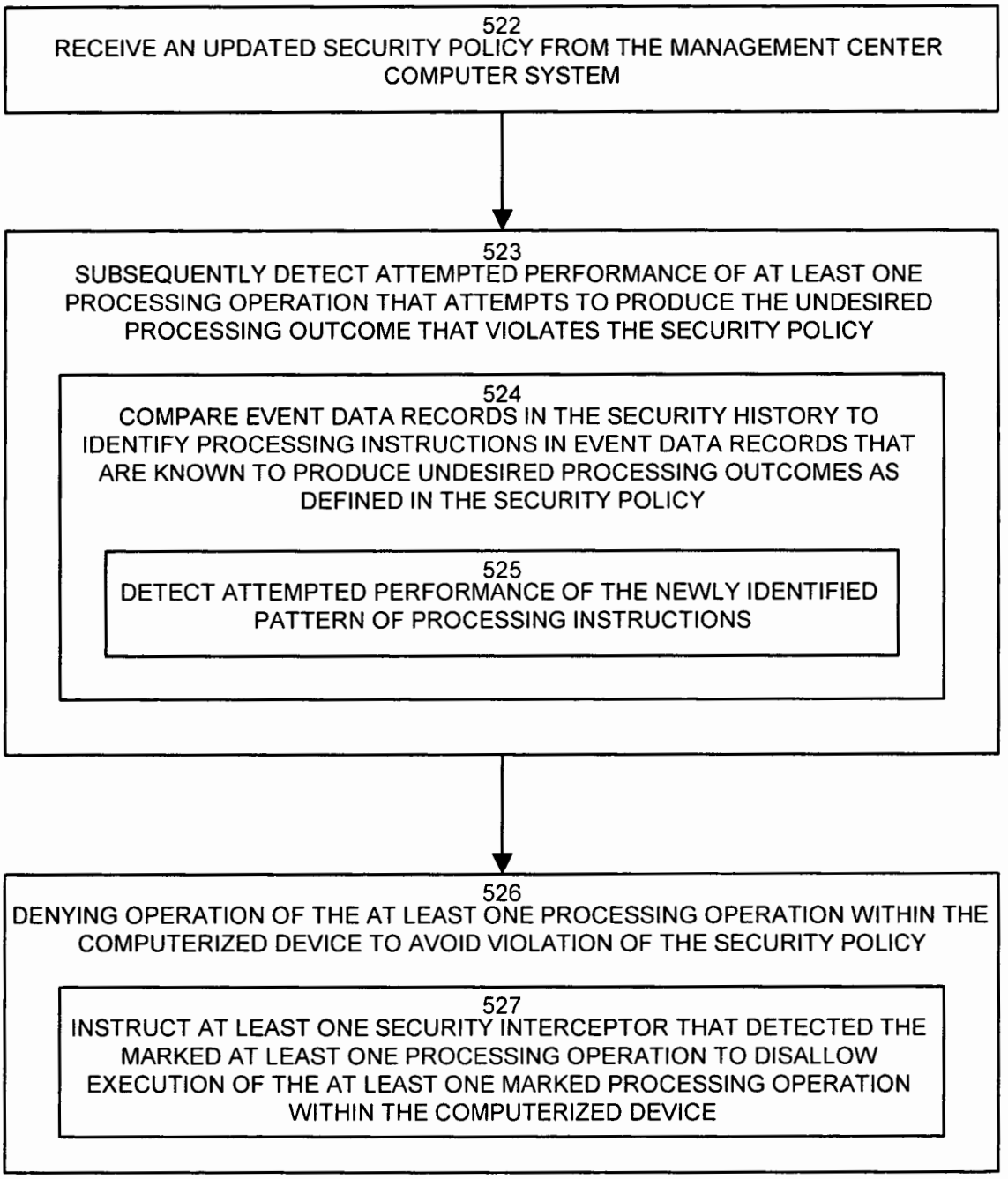
522
RECEIVE AN UPDATED SECURITY POLICY FROM THE MANAGEMENT CENTER COMPUTER SYSTEM
523
SUBSEQUENTLY DETECT ATTEMPTED PERFORMANCE OF AT LEAST ONE PROCESSING OPERATION THAT ATTEMPTS TO PRODUCE THE UNDESIRED PROCESSING OUTCOME THAT VIOLATES THE SECURITY POLICY
524
COMPARE EVENT DATA RECORDS IN THE SECURITY HISTORY TO IDENTIFY PROCESSING INSTRUCTIONS IN EVENT DATA RECORDS THAT ARE KNOWN TO PRODUCE UNDESIRED PROCESSING OUTCOMES AS DEFINED IN THE SECURITY POLICY
525
DETECT ATTEMPTED PERFORMANCE OF THE NEWLY IDENTIFIED PATTERN OF PROCESSING INSTRUCTIONS
526
DENYING OPERATION OF THE AT LEAST ONE PROCESSING OPERATION WITHIN THE COMPUTERIZED DEVICE TO AVOID VIOLATION OF THE SECURITY POLICY
527
INSTRUCT AT LEAST ONE SECURITY INTERCEPTOR THAT DETECTED THE MARKED AT LEAST ONE PROCESSING OPERATION TO DISALLOW EXECUTION OF THE AT LEAST ONE MARKED PROCESSING OPERATION WITHIN THE COMPUTERIZED DEVICE

FIG. 8

METHODS AND APPARATUS PROVIDING SECURITY TO COMPUTER SYSTEMS AND NETWORKS

Computer systems, networks and data centers are exposed to a constant and differing variety of attacks that expose vulnerabilities of such systems in order to compromise their security and/or operation. As an example, various forms of malicious software program attacks include viruses, worms, Trojan horses and the like that computer systems can obtain over a network such as the Internet. Quite often, users of such computer systems are not even aware that such malicious programs have been obtained within the computer system. Once resident within a computer, a malicious program that executes might disrupt operation of the computer to a point of inoperability and/or might spread itself to other computers within a network or data center by exploiting vulnerabilities of the computer's operating system or resident application programs. Other malicious programs might operate within a computer to secretly extract and transmit information within the computer to remote computer systems for various suspect purposes. As an example, spyware is a form of software that can execute in the background (e.g., unbeknownst to users) of a computer system and can perform undesirable processing operations such as tracking, recording and transmitting user input from the spyware-resident computer system to a remote computer system. Spyware can allow remote computes to silently obtain otherwise confidential information such as usernames and passwords required to access protected data, lists, contents of files or even remote web sites user account information.

Computer system developers, software developers and security experts have created many types of conventional preventive measures that operate within conventional computer systems in an attempt to prevent operation of malicious programs from stealing information or from compromising proper operation of the computer systems. As an example, conventional virus detection software operates to periodically download a set of virus definitions from a remotely located server. Once the virus detection software obtains the definitions, the security software can monitor incoming data received by the computer system, such as email messages containing attachments, to identify viruses defined within the virus definitions that might be present within the data accessed by the computer. Such data might be obtained over a network or might be unknowingly resident on a computer readable medium, such as a disk or CD-ROM, that a user inserts into the computer. Upon detection of inbound data containing a virus or other malicious program, the virus detection software can quarantine the inbound data so that a user of the computer system will not execute code or access the data containing the detected virus that might result in compromising the computer's operation.

Other examples of conventional malicious attacks, intrusions, or undesirable processing that can cause problems within computer systems or even entire computer networks include virus attacks, worm attacks, trojan horse attacks, denial-of-service attacks, a buffer overflow operations, execution of malformed application data, and execution of malicious mobile code. Virus attacks, worm attacks, and trojan horse attacks are variants of each other that generally involve the execution of a program, for which a user often is unaware of its existence, that performs some undesired processing operations to comprise a computer's proper operation. A denial-of-service attack operates to provide an intentional simultaneous barrage of packets (e.g., many connection attempts) emanating from many different computer systems to one or more target computer systems, such as a web site, in order to intentionally cause an overload in processing capabilities of the target computer resulting in disruption of service or a business function provided by the target computer. Denial of Service attacks may also seek to crash the targeted machine (rather than simply consume resources). Buffer overflow attacks occur when programs do not provide appropriate checks of data stored in internal data structures within the software that result in overwriting surrounding areas of memory. Attacks based on buffer overflows might allow an attacker to execute arbitrary code on the target system to invoke privileged access, destroy data, or perform other undesirable functions. Malformed application data attacks might result in an application containing a code section that, if executed, provides access to resources that would otherwise be private to the application. Such attacks can expose vulnerabilities due to an incorrect implementation of the application, for example by failing to provide appropriate data validity checks, or allowing data stream parsing errors, and the like.

Many of the conventional malicious programs and mechanisms for attack of computer systems, such as viruses and worms, include the ability to redistribute themselves to other computer systems or devices within a computer network, such that several computers become infected and experience the malicious processing activities discussed above. Some conventional attempts to prevent redistribution of malicious programs include implementing malicious program detection mechanisms such as virus detection software within firewalls or gateways between different portions of networked computer systems in order to halt propagation of malicious programs to sub-networks.

SUMMARY

Current mechanisms for providing security to computers and computer networks suffer from a variety of deficiencies. Embodiments of the invention provide numerous advantages over such conventional systems to avoid such deficiencies. In particular, conventional systems for protecting from malicious attacks to computer systems such as virus detection software rely strictly on the ability to periodically remotely receive information such as virus definitions that allow the conventional security software to identify and quarantine malicious programs. Many of the most common conventional forms of security software such as virus definitions programs rely upon obtaining the periodic virus definition updates from a centralized server accessed over the Internet that is maintained by the vendor of the security software. As a result, the most recent virus definition updates only reflects those viruses that have been recently detected, fingerprinted in inserted into the virus definition file by the vendor of that maintains and distributes the virus definition files.

Because such conventional protection systems require periodic updates, such conventional systems are only as good as the most recent updates of the malicious program definitions (e.g., virus definitions) that individual instances of the conventional protection software have been able to receive. As an example, conventional virus detection software will not recognize viruses created and transmitted to a computer system that have not yet been identified and/or defined within the most recent update of a set of virus definitions obtained from a remote server. Accordingly, the malicious program code or data not defined within the most recent virus definitions update may be successfully inserted and executed within computer systems in a network in order to perform some of the malicious processing discussed above, even though such

systems are equipped with conventional security software (i.e., virus detection software).

As a result, conventional security software implementations are often several steps behind the prevention and spread of new attacks that are constantly being created and disseminated by malicious program developers. This problem is compounded by the fact that modern malicious programs are able to distribute themselves quickly to hundreds or thousands of computer systems on a network such as the Internet within a short amount of time, such as several hours, whereas most conventional security software only obtains updates on a less frequent basis, such as nightly.

Embodiments of the invention significantly overcome the aforementioned drawbacks and provide a security system for computer systems and networks that rapidly identifies malicious attacks and prevents the spread of such attacks to other computer systems. In effect, embodiments of the invention provide for a self-healing computer network system. Configurations of the invention include one or more security agents that operate within individual host computer systems in a network. The security agents can interact with a management center to obtain a security policy that contains a set of rules that indicate types of operations that may be allowed or disallowed within computer system. Once an agent has obtained the security policy, the agent operates a plurality of security interceptors that can watch over and monitor processing operations performed by various software and hardware components within the host computer system which that security agent protects. The security agent provides security to a computerized device by detecting processing outcomes produced via operation of a sequence of related processing operations within the computerized device. As an example, processing operations related to an inbound connection to a Web server can be monitored by various interceptors operating within different parts of the computer system's operating system and application layer code in order to detect the related sequence of processing operations that the inbound Web server connection attempt triggers. Each interceptor detects a specific event and transfers that event to an event correlation engine that records the processing outcomes and the sequence of related processing operations in a security history. The event correlation engine identifies a security violation when one of the detected processing operations in the security history produces a processing outcome that violates a security policy. This may be before, during or after occurrence of an undesired processing outcome within computer system such as a system crash, system error, protection violation, process disruption or other such undesired action as defined within the security policy. The security agent is then able to subsequently detect attempted performance of a similar sequence of related processing operations that attempt to produce at least one processing outcome that violates the security policy. In response, the security agent denies operation of at least a portion of the sequence of related processing operations within the computerized device to avoid violation of the security policy. The security agents can also mark or otherwise identify sequences of processing operations that led up to the security violation as a dissallowed sequence of processing operations and can disseminate this information to other security agents operating on other host computer systems in the network in real-time (e.g., upon detection) in order to spread the knowledge of the behavior or processing pattern that the malicious attack attempted to perform on the computer system the detected the attack, so that other computer systems will not be vulnerable to the attack.

In this manner, embodiments of the invention detect a security violation based on processing behavior and identify or mark the processing steps that led up to the security violation. In essence, configurations disclosed herein can identify a processing failure and can learn the reasons that caused the failure so that such processing steps will be disallowed in the future. Configurations disclosed herein can identify processing operations such as a sequence of system calls that a malicious program has properly orchestrated to cause a failure and the security agent maintains a security history of those calls that resulted in the failure so that a similar sequence calls executed in the future will be prevented, thus preventing the failure.

Other embodiments of the invention include any type of computerized device, workstation, handheld or laptop computer, or the like configured with software and/or circuitry (e.g., a processor) to process any or all of the method operations disclosed herein. In other words, a computerized device or a processor that is programmed or configured to operate as explained herein is considered an embodiment of the invention.

Other embodiments of the invention that are disclosed herein include software programs to perform the steps and operations summarized above and disclosed in detail below. One such embodiment comprises a computer program product that has a computer-readable medium including computer program logic encoded thereon that, when performed in a computerized device having a coupling of a memory and a processor, programs the processor to perform the operations disclosed herein. Such arrangements are typically provided as software, code and/or other data (e.g., data structures) arranged or encoded on a computer readable medium such as an optical medium (e.g., CD-ROM), floppy or hard disk or other a medium such as firmware or microcode in one or more ROM or RAM or PROM chips or as an Application Specific Integrated Circuit (ASIC). The software or firmware or other such configurations can be installed onto a computerized device to cause the computerized device to perform the techniques explained herein as embodiments of the invention.

It is to be understood that the system of the invention can be embodied strictly as a software program, as software and hardware, or as hardware alone such as within a processor, or within an operating system. Example embodiments of the invention may be implemented within computer systems, processors, and computer program products and/or software applications manufactured by Cisco Systems, Inc. of San Jose, Calif., USA.

BRIEF DESCRIPTION OF THE DRAWINGS

The foregoing and other objects, features and advantages of the invention will be apparent from the following more particular description of embodiments of the invention, as illustrated in the accompanying drawings and figures in which like reference characters refer to the same parts throughout the different views. The drawings are not necessarily to scale, with emphasis instead being placed upon illustrating the embodiments, principles and concepts of the invention.

FIG. **1** illustrates an example configuration of a network environment that includes a security system configured as disclosed herein.

FIG. **2** illustrates example architecture of the computerized device configured with a security system in one example configuration.

FIG. **3** is a flow chart of processing steps for providing security to a computerized device according to one example configuration disclosed herein.

FIG. **4** shows details of comparison of two or more security histories as may be performed by the computer security system disclosed herein.

FIGS. **5** through **8** are a flow chart of example processing operations performed by the computer security system as disclosed herein.

DETAILED DESCRIPTION

FIG. **1** illustrates an example computer networking environment suitable for use in explaining example embodiments of the invention. The computer networking environment includes a computer network **105** such as a local area network (LAN) that interconnects a security management computer system **115**, an edge router **107** and a plurality of host computer systems **110**, each of which operates (e.g., executes, runs, interprets or otherwise performs) a security agent **150** configured as disclosed herein. The security management computer system **115** also operates a management center application **160** that operates as disclosed herein. The edge router **107** couples the network **105** to a wide area network **108** such as the Internet that allows communication between the computer systems **110**, **115** and other computers worldwide. Note that the management center computer **115** may be isolated form the WAN **108** by a firewall that is not shown in this example.

The host computers **110** may be any type of computer system, workstation, server (e.g., web server), personal computer, laptop, mainframe, personal digital assistant device, general purpose or dedicated computing device or the like that operate any type of software, firmware or operating system. They may be physically or wirelessly coupled to the network **105** to support communications. The security agents **150** and management center application **160** operate to dynamically detect and prevent malicious attacks on the computers **110** without requiring the security agents **150** to continuously and periodically download signature or virus definition files. Generally, an administrator **103** installs the security agents **150** on the computer systems **110** that are to be protected and they are responsible for enforcing the appropriate security policy on those systems.

The security agents **150** have the ability to learn what causes security violations such as malicious attacks by monitoring, analyzing and recording processing behavior and events of the computer system **110** that occur prior to the security violation taking place, in order to prevent such events from occurring in the future. In other words, the security system disclosed herein in able to monitor and record processing behavior that results in an undesired processing operation such as a process exception, system crash or the like and is able to analyze recorded processing operations that led up to undesired operation or problem to identify the root cause of the failure. Once identified, the security system is able to prevent that single operation or sequence of processing operations identified as the root cause of failure from executing again on that or other computer system in order to avoid further security violations and to prevent such attacks on other computers. A security agent as disclosed herein can thus learn of new types of malicious attacks without having seen processing that causes such attacks in the past, and can prevent that attack in the future. The ability to learn of processing associated with a new attack, identify its root cause, and prevent it from happening in the future can occur without external input (e.g., virus definition files) being received by a computer system equipped with the security agent.

Security agent operation as explained herein includes being preprogrammed with certain known security violations in a rule-based security policy and preventing them from happening even a first time. In addition, such processing also involves recording and post-processing security history event data that result in a security violation (i.e., that was not preprogrammed and thus unrecognizable a first time) to identify a root cause (e.g., one or more processing operations or events) of the security violation within the computer system in order to prevent it from happening a second time. This can involve performing a local comparison of several security histories collected by a security agent **150** in a single computer system **110** to identify a common pattern of processing activity that results in an undesirable processing outcome (i.e., a security violation). The security agents **150** can also transmit event and security history information to the management center **160**.

The management center **160** acts as a central repository for all event log records generated by the security agents **150** and provides functions for monitoring and reporting. The management center **160** also correlates event records generated from security agents **150** operating on different computer systems **110** for purposes of detecting suspicious activity in the network.

FIG. **2** illustrates an architecture of a host computer system **110** configured with a security agent in accordance with one example embodiment. The security agent components include a plurality of security interceptors **200-1** through **200-7** including, for example, a network traffic interceptor **200-1**, the network application interceptor **200-2**, a file interceptor **200-3**, a registry interceptor **200-4**, a system call interceptor **200-5**, a buffer overflow interceptor **200-6** and a data interceptor **200-7**. The security agent **150** in this example configuration also includes an event correlation engine **210**, an agent user interface **213**, and local event manager **214**. The event correlation engine **210** stores a security policy **211** that contains rules that are used to instruct the security agent **150** to protects the computer **110** on which it operates by interpreting and enforcing the rules to restrict the operations that may be performed by that computer **110**. An administrator **103** uses the management center application **160** to create and distribute security policies to each computer system **110** to be protected.

In one configuration, the network traffic interceptor **200-1** resides between a TCP driver **221** and the network interface card **224** or other communications interface. The network traffic interceptor **200-1** looks at packets coming from the network before they get to the native operating system TCP stack and can detect malicious operations or instructions such as a remote computer scanning the computer system **110**. Such attacks can include, for example, a ping of death attack, a TCP SYN flood attack, port scanning attacks and so froth. Other security interceptors **200** can include packet interceptors, connection interceptors, file sharing interceptors, data filter interceptors, registry interceptors, system call interceptors, and the like. The interceptors **200** can be installed and executed by using, for example, windows registry keys that create dependencies on standard MS Windows dynamically linked libraries (dlls) so that the interceptor dlls **200** are loaded along with the appropriate windows dlls that they monitor. The interceptors can thus serve as wrappers to monitor processing operations of all calls made to any specific computer components.

This example configuration also includes several components that operate within the computer system **110** that are not part of the security agent architecture itself. In particular, this example configuration includes one or more software applications **220** that execute within a user space **240** within the computer system **110**. The computer system **110** further oper-

ates several components in kernel space **242** such as one or more device peripheral device drivers **222**, a network interface driver **224**, communications protocol components **226**, and an operating system **228**. It is to be understood that the components **222** through **228** are illustrated as separate for purposes of description of operation of the invention, and that they may be combined together, such as an operating system that includes device drivers **222** and communication protocol components **226**.

Generally, according to operations of embodiments disclosed herein, the interceptors **200** monitor processing activities and collect and report event data **212** to the event correlation engine **210** for the respective standard processing components **220** through **228** within the user and kernel spaces **240** and **242**. The event correlation engine **210** stores the event data within one or more security histories **216**. Event data **212** can include things such as the identification of new connection requests made to the network interface driver **224**, as detected by the network traffic interceptor **200-1**. As another example, the application file interceptor **200-2** can identify a processing activity such as an application **220** accessing a particular file via an operating system call and report this as event data **212** to the event correlation engine **210**. There may be other interceptors **200** besides those illustrated in FIG. **2** and thus the interceptors **201** through **206** are shown by way of example only. The event correlation engine **210** correlates the event data **212** against the security policy **211** in order to provide an indication to the interceptors **200** of whether or not the processing activity associated with the event data should be allowed. The event correlation engine **210** can also instruct the interceptors **200** to collect more or less event data **212** as needed. By being able to track operations, in the event of an undesirable processing operation, the behavior of the computer system **110** can be analyzed and the series of events that took place that lead up the undesirable processing operation can be "fingerprinted" and marked so that if they occur again, they can be prevented prior to their full execution. In addition, by recording traces from multiple failures and determining a commonality between them, if several computer systems suffer similar attacks, a commonality between the attacks can be identified and prevented in the future, even in situations where the attacking program morphs its identity or changes it content.

FIG. **3** is a flow chart of high level processing steps that the security system performs in order to provide security to a computerized device **110** in accordance with one example embodiment.

In step **300**, a security agent **150** detects operation of a sequence of related processing operations within the computerized device **110**. This includes operating the security interceptors **200** to detect various processing operations of respective computer system components **222** through **228**, and creating and transmitting event data **212** (e.g., event data records) to the event correlation engine **210** for storage within a security history **216**. Each event data record **212** can identify the specific security interceptor **200** that provides the event data **212** along with a respective processing operation performed by the computer system component **220** through **228** that the security interceptor **200** is responsible for monitoring. Event data **212** can also include input data, parameters and/or processing results obtained or produced during operation of the specific processing operation of a component **220** through **228**.

Example processing operations and/or data that an interceptor **200** can report within event data **212** include receipt of a packet of data from the network **105** that attempts to initiate a new communication session with the computer system **110**. The event data **212** can also include specific information concerning the packet, such as an Internet Protocol (IP) address identifying a computer system or network device from which the packet originated, any data contents of the packet, and protocol information associated with the packet. As another example, if the event or processing operation being detected and reported is a file system access attempt made by an application **220** for access to a file (e.g., via a system call or device driver call to access the file on disk), a file interceptor **200-3** or operating system call interceptor **200-5** might produce an event data record **212** indicating the identity of the application **220**, the identity of the specific file to be accessed, and the type of access requested the file.

In step **301**, the event correlation engine **210** records the sequence of related processing operations in a security history **216** and records processing outcomes associated with such processing operations, if any. This includes receiving the event data **212** from the interceptors **200** and storing the event data **212** within the security history **216**. Event data **212** stored within a single security history **216** from different security interceptors **200** identifies a sequence of related processing operations and in a typical configuration, a security history **216** will contain a set of records containing event data **212** that are reported from each interceptor **200** for a predetermined period of time of operation of the computer system **110**.

As an example, a security history **216** may be a circular buffer of event data **212** that overwrites old event data with new event data after expiration of event data that has been stored for a predetermined amount of time (e.g., the last 30 minutes, or last 24 hours, or some other predetermined time period). The amount or frequency rate of collection of event data **212** produced from various security interceptors **200** may dictate the size of a security history **216**. The security history may be stored locally in memory or may be stored persistently so as to be later available in event of a total crash of the computer system **110**.

Recording of processing outcomes in step **301** occurs when the computer system **110** executes an undesirable processing operation such as a fault, crash, process interrupt or exception, or other outcome that may cause improper or undesirable processing within the computer system **110**. The event correlation engine **210** can identify such undesirable processing operation after its occurrence and can associate this with the most recently collected security history **116**.

In step **302**, the event correlation engine **210** identifies a security violation when one of the detected processing operations recorded in the security history **216** produced a processing outcome that violates a security policy. As an example, if a sequence of related processing operations recorded in the security history **216** causes a security violation as defined within the security policy **211**, the computer system **110** may experience a fault (e.g., system crash). After recovery, the security agent **150**, which is executed at the beginning of the startup sequence of each reboot of the computer **110**, provides an indication of the system crash within the security history **116**.

In step **303**, the security agent **150** subsequently detects attempted performance of a similar sequence of related processing operations that attempt to produce at least one processing outcome that violates the security policy **211** and in response, denies operation of at least a portion of the sequence of related processing operations within the computerized device **110** to avoid violation of the security policy **211**. Accordingly, during operation, the interceptors **200** in one configuration report event data **212** to the event correlation engine **210** which records the event data in the security his-

tory **216**. When undesired processing occurs, the event correlation engine **210** associates this undesired processing outcome with the pattern of processing recorded in the security history **216** that occurred prior to the undesired processing outcome. Thereafter, the event correlation engine can monitor event data **212** received from interceptors to identify when a similar pattern of processing is under progress that causes the undesired processing operation. The event correlation engine **210** can instruct an interceptor **200** to disallow a specific operation to prevent the otherwise undesired processing operation from occurring.

During a malicious attack, an undesired processing operation may attempt to be executed within any of the components for which the interceptors **200** are monitoring for event data **212**. An example of another undesired processing operation is a buffer overflow attack that causes a processing exception or other event within a component operating within the user or kernel space **240** or **242**. As an example of a buffer overflow attack, on a web server, that system of the invention can detect an overflow and can map it to a recently received URI (URL) that caused the fault. Thereafter, blocking new connections from sending this URI to the web server would block future occurrences of the fault. The "Code Red" worm is an example of a buffer overflow attack. Buffer overflow protection provided by embodiments disclosed herein will stop such a worm from doing damage, but the server might have to be stopped and restarted.

If the sequence of processing operations that lead up to the undesired operation has been encountered before, the interceptors **200** can be previously instructed by the event correlation engine **210** to prevent execution of one or more processing operations that were determined previously to be the root cause of a formerly detected buffer overflow security violation. On the first instance of such an attack, the sequence of processing steps leading up to the buffer overflow may not have been encountered in the past, and thus the buffer overflow undesired operation may be accomplished or executed, resulting in a process or thread failure, interruption, exception, or the like. The undesired operation might be so severe that may cause the computer system **110** to crash or otherwise cease operation that may even result in a reboot.

Upon recovering from the undesired processing operation, the event correlation engine **210** can identify the undesired processing operation occurred and can identify the sequence of processing events as specified by the event data **212** recorded within the security history **216** that caused (i.e., led up to occurrence of) the undesired processing operation. In response, in one configuration, the event correlation engine **210** notifies one or more of the interceptors **200** to be "on the lookout" for the root cause, or in other words, the sequence of processing operations that triggered the undesired operation, in order to prevent its occurrence in the future.

In one configuration, the event correlation engine **210** receives all event data from interceptors **200** in real-time, as the interceptors **200** detected each processing operation and report the event data **212** to the event correlation engine **210**. In this configuration, the event correlation engine can compare the sequence of event data **210** to previously identified sequences of event data from security history's **216** that were collected in the past that resulted in a security violation. On the sequences of event data **212** transmitted to the interceptors **200** indicates an upcoming security violation, event correlation engine **210** can instruct one or more of the appropriate interceptors **200** to disallow a forthcoming processing operation that would result in the security violation.

In an alternative configuration, once the event correlation engine **210** identifies a root cause of a failure based on analysis of a security history **216** that resulted in undesired processing operation, the event correlation engine **210** can instruct one or more interceptors **200** to disallow specific processing instructions prior to the sequence of those processing instructions occurring. In this configuration then, the interceptors **200** are preprogrammed by the event correlation engine **210** to disallow specific processing operations that would result in security violations prior to encountering such operations

The evaluation of event data **212** and identification of the root cause of an undesired processing operation can be granular, such that if the root cause is identified as occurring within a particular user application **220** or the within a particular user or kernel component **222** through **228**, a specific security interceptor **200** associated with that application or component can be instructed to prevent that specific processing operation in the future in order to avoid security violation.

In an alternative configuration, event data collection can be minimal until the occurrence of an undesired processing operation. Thereafter, to the collection of event data can be increased for interceptors **200** associated with the type of undesired processing operation experienced in order to assist in more closely pinpointing the root cause of failure during an analysis process performed on the event data **212** within the security histories **216**. For example, if the undesired processing operation is an abrupt halting of operation of a specific user application **220**, the data interceptor **200-7** and/or the buffer overflow interceptor **200-6** can be instructed by the event correlation engine **210** to increase the amount of event data collected after the application **220** is restarted in order to be able to better analyze the collected event data **212** within the security history **216** in order to more closely pinpoint the root cause of the failure, should it happen again.

It is to be understood that the event correlation engine **210** is able to store separate security histories **216-1** through **216**-X associated with separate recordings of sequences of operations that lead up to undesired processing operations. This can allow detection of a common sequence of events in two or more security histories that lead up to an undesired processing operation.

It is to be understood that the event correlation engine **210** in the security agent **150** in one computer system **110** is able to transmit event data **212** associated with one or more security histories **216** to the management center **160** which can perform a correlation operation between security histories containing event data **212** for multiple computer systems **110**. This can happen in real-time, or close to real-time, in order to identify processing operations that indicate an entire computer network is undergoing a malicious attack.

As an example, embodiments of the invention can be used, for example, to detect and prevent, in real-time, a denial of service attack in which several computer systems **110** are under attack by receiving large amounts of packets from remote computer systems (e.g., from the Internet **108**). This example of network rate limiting may also apply to network connections being sent to an application (like a web server), and not simply packets. In such cases, the network traffic interceptor **200-1** might be reporting large amounts of event data **212** indicating arrival of packets or connections at a rapid rate. While this information on its own may not indicate a denial of service attack, a rate of packets arrival that exceed a predetermined threshold can trigger the event correlation engine **210** in one configuration to transfer a recent segment of its security history **216** to the management center **160**. If several computer systems **110** within the network **105** were experiencing similar high rates of packet arrival from remote sources, the management center **160** is able to identify this

processing pattern within sections of security histories **216-1** through **216**-X for each computer system **110** in which the packet arrival rate exceeded the predetermined threshold. Based on this pattern recognition, the management center **160** can provide an instruction to each security agent **150** that causes the network traffic interceptor **200-1** to drop the connection attempt packet originating at that computer from remote source or sources that are attempting to denial of service attack. The amount of time the transpires from the beginning of the denial of service attack to its detection and transmission of the instruction to the network traffic interceptor **200-1** to drop packets can be small enough avoid significant loss of service by the network **105**.

In another alternative configuration, the real-time or close to real-time capability to analyze security histories **216** for multiple computer systems **210** allows the security system disclosed herein to rapidly identify a malicious attack that spreads itself between computer systems **110** within the network **105**, but that morphs itself upon each propagation from one computer system to another in an attempt to avoid detection. As an example, some types of attacks are caused by malicious programs that, during operation resulting in an undesired processing operation, create a new version of themselves having a different filename and possibly even different code in certain parts of executable sections. Such malicious programs will distribute their new versions to other computers in the network in an attempt to be undetected using conventional signature scanning techniques that rely, for example, on virus definitions. The undesired processing operation produced as a result of such programs is often the same however, and the sequence of processing steps occurring just prior to the undesired operation (i.e., the root cause of failure) is the same in each different version of the malicious program. Since the processing just prior to the root cause of failure is the same, a computer system **110** operating a security agent **150** disclosed herein that experiences the failure is able to recover from the undesired processing outcome within the computer system **110** and analyze the security history **216** in response to recovering from the undesired processing outcome to identify the sequence of related processing operations that resulted in the undesired processing outcome. The security agent **150** can then mark the sequence of related processing operations and associated processing outcomes within the security history as being a sequence of processing operations that violates the security policy (i.e., can mark such a sequence as a root cause of a failure) and can distribute the root cause to the management center **160** for distribution to other computers **110** operating other instances of the security agent **150**. Thus even though the malicious program morphs itself to attempt to hide its identity (thus preventing conventional name-based scanning software from detecting its presence), the remotely operating security agent **150** that monitors processing operations that occur is equipped to detect the operation that the malicious program will attempt once distributed to that computer **110**.

FIG. **4** illustrates how configurations explained herein perform correlation of event data **212** in different security histories **216** to identify a root cause of an undesired processing operation. Either the event correlation engine **210** in a single security agent **150** (or in the management center application **160**) can correlate event data records **212** from one or more local security histories **216** to identify a root cause of an undesired processing operation, or the management center **160** can collect security histories **216** from multiple computer systems **110** to correlate them against each other to identify common processing sequences that result in security violations.

In FIG. **4**, two security histories **216-1** and **216-2** are shown that each contain a plurality of event records **212**. The event records are simplified in this example to contain an identity **231** of the security interceptor **200** that produced the event data records **212**, a processing instruction **232** detected by that security interceptor **200**, and a timestamp **233** indicating the time of creation of the event data record. Other information can be included in event data **212** as well, such as process or program identities, program counter information, procedure call or sub-routine information, file names of data to be accessed, dynamically linked library information, and so forth. The security histories **216** in this example configuration also include an indication of a specific security violation **234** produced from one or more undesired processing operations. In this example, both security histories **216-1** and **216-2** indicate a security violation "XYZ." The indication of a security violation **234** may contain, for example, an indication of a type of system level crash, an exception identity, a process identity and program counter location of a processor at a time of exception, a timestamp of the failure, the software or hardware component that produced the error, an so forth. The security agent **150** can obtain such a specific security violation **234** from the operating system **228** upon recovery from a crash or upon seeing an exception, fault or the like. To do so, upon startup of the operating system **228**, the security agent **150** can register with any required signal handlers in the operating system **228** to be notified of such security events, failures, process exceptions and so forth.

Upon detection of a specific security violation **234**, the event correlation engine **210** is able to perform a comparison of the two or more security histories **216** to identify common sequences of processing operations, such as sequences **251** and **252**, containing a similar (or the same) sequence of instructions that preceded the specific security violation **234**. If two or more security histories **216** indicate the same specific security violation **234**, and have a matching set of one or more processing operations **251** and **252**, those processing operations that match are indicated as being a sequence of undesired processing operations **251** and **252** that caused the security violation. Note that timestamp data **233** can be used between the two security histories **216-1** and **216-2** to see if the time difference between each processing instruction in each sequence **251** and **252** in each security history shows approximately the same difference in time between instruction executions. In this manner, the sequences **251** and **252** are marked as being a newly detected undesired sequence of operations that are the root cause of a security violation. Depending upon the configuration, more advanced comparison or pattern-matching techniques can be applied using different information contained in each event data record **212**. As an example, program counter data or processor state information can be captured and used to identify execution sequence order of instructions and verify that the same instruction in each history **216** caused the failure or other security violation **234**.

Accordingly, the security agents **150** can produce many respective security histories **216** that can be cross-correlated to one another, either locally by the same security agent **150**, or remotely at the management center from different agents **150**, to identify sequences of undesirable processing operations that create security violations. Once identified, the security agent **150** or management center **160** can adapt the security policy **211** to include the root common cause of processing operations as producing an undesired processing outcome (e.g., a security violation). This information can then be transmitted to other security agents **150** to inform them of a newly identified sequence of undesirable process-

ing operations. If the security agent **150** perform the history comparison locally, it can inform the management center **160** of the newly detected sequence of undesired processing operations that cause the undesired processing outcome and the management center **160** can then disseminate this to other agents **150**, or alternatively, the agents can broadcast or otherwise transmit this information directly to other agents **150**, depending upon the configuration. In this manner, the other agents **150** can learn of new sequence of processing operations that result in security violations and add this to their security policy **211**.

Once a security agent **150** is made aware of a new sequence of processing operations that, if executed, results in an undesired processing outcome, that security agent **150** can maintain this in the security policy **211** and can instruct the appropriate security interceptors **200** (as identified in the security history **216** in an event data record **212**) to disallow or deny operation of at least a portion of that sequence of related processing operations within the computerized device to avoid violation of the security policy.

The security policy **211** includes a set of rules being enforced and can indicate sequences of processing operations that are to be disallowed for that computer **110**. An administrator **103** creates initial security policies **211** using the management center application **160** by adding or creating policy modules defining rules to be applied to a specific computer **110** for known types of attacks. A security policy **211** for a particular host **110** is the sum of the rules that are contained in policy modules that are associated with the Groups of which the host is a member. There can be a number of pre-designed Policy Modules for know attacks that indicate what processing operations are to be disallowed by prevent that attack. The Security Policy **211** may be built up from one or several of the pre-designed Policy Modules or from custom-designed Policy Modules. The comparison processing disclosed above can cause the security policy **211** to grow to include those newly discovered violations as well.

FIGS. **5** through **8** are a flow chart of example processing operations performed by the computer security system as disclosed herein that use the aforementioned processing capabilities and mechanisms.

Beginning at step **500** in FIG. **5**, a security agent **150** detects a sequence of related processing operations within a computerized device **110**. Sub-steps **501** through **508** show processing details in one configuration to perform step **500**.

In step **501** the security agent **150** operates a plurality of security interceptors **200** that detect processing operations of different respective processing activities (i.e., components **220** through **228** in the example shown in FIG. **2**) executing within the computerized device **110**.

In step **502** the security agent **150** operates at least one network interceptor to monitor processing operations associated with communications of a communications session within the computerized device.

In step **503** the security agent **150** operates at least one operating system interceptor to monitor processing operations associated with execution of an operating system within the computerized device.

In step **504** the security agent **150** operates at least one user space interceptor to monitor processing operations associated with execution of at least one application within the computerized device.

In step **505** the security agent **150** generates event data upon detection of processing operations associated with those respective processing activities. Steps **506** and **507** show details of this processing.

In step **506** the security agent **150** receives an instruction to produce an event record upon detection of an attempt to execute a monitored processing operation identified in the security policy.

In step **507** the security agent **150** reports the event record to an event correlation engine upon detection of an attempt to execute the monitored processing operation.

Step **508** is an optional step. In step **508**, prior to execution of the monitored processing operation, the security agent **150** receives an authorization response from the event correlation engine that indicates if execution of the monitored processing operation is to be allowed, and if not, disallows execution of the monitored processing operation to avoid violation of the security policy. In this configuration then, each processing operation (or only certain processing operations identified by the security policy) can require a confirmation from the event correlation engine prior to the interceptor **200** allowing them to proceed. This can involve prompting the user of the computer system **110** with an indication of what operation is about to be performed, and allowing the user to confirm or deny allowance of that operation.

FIG. **6** is a continuation of the flow chart of processing of FIG. **5**.

In step **509** in FIG. **6**, the security agent **150** records the sequence of related processing operations in a security history.

In step **510** the security agent **150** stores the event data within the security history. The event data indicates a processing operation and an identity of a security interceptor that detected the processing operation. As explained above, other information can be included as well.

In step **511** the security agent **150** executes a processing instruction that results in the undesired processing outcome within the computer system. This can cause a process exception, fault, system crash, security policy violation or any other type of operation that is unwanted.

In step **512** the security agent **150** recovers from the undesired processing outcome within the computer system. This may involve a reboot of the computer **110**, or may not require any specific operation since the operating system may perform all needed recovery, such as clearing a faulted process from memory, saving state, etc.

Once recovered, in step **513** the security agent **150** can identify that the undesired processing operation occurred and stores an indication of the undesired processing outcome in association with the security history. This allows the sequence of processing operations recorded in the security history to now be associated with a specific type of undesired processing operation.

FIG. **7** continues the flow chart of processing steps from FIG. **6**.

In step **514** the security system identifies a security violation when a processing operation performed in the computerized device produces an undesired processing outcome that violates a security policy. Note that depending upon the configuration, the sub-steps **516** through **520** can either be performed locally by a security agent **150**, or remotely by the management center application **160**.

In one configuration, different security histories are produced over time by a single security agent operating in the computer system and the operations of detecting a sequence of related processing operations, recording the sequence of related processing operations in a security history, identifying a security violation, and denying operation of the at least one processing operation within the computerized device to avoid violation of the security policy are performed locally by the security agent **150** operating on the computer system, without

requiring updates from a remote computer system such as the management center. In the configuration shown in FIG. **8**, the operations involved with identifying a security violation when a processing operation executing in the computerized device **110** produces an undesired processing outcome that violates a security policy are performed first remotely, by the management center computer system, using other security histories (from the same or from other computer systems **110**). In other words, in one configuration, the management center application **60** performs the operations shown in Steps **515** through **521**. In other configurations, these can be performed locally by a security agent **150** that can access a remote database of stored security histories produced either from itself, or from other security agents **150** that operate on other computers **110**.

In step **515** the management center application **160** and the security agent **150** engage in a protocol to transfer the security history to the management center computer system coupled via a network to the computerized device **110**.

In step **516** the management center application **160** analyzes the security history to identify at least one processing operation recorded within the security history that indicates an undesired processing outcome within the computer system **110**. Steps **517** through **519** show details of this processing in one example configuration.

In step **517** the management center application **160** compares event data records in the security history to event data records of at least one other security history to identify common processing operations in the event data records of the compared security histories that indicate an undesired processing operation. Note that the security histories compared in this operation can be older security histories collected form the same computer system **110**, or they might be security histories from many different computer systems.

In step **518**, during the comparison process, the management center application **160** identifies, as the other security history(s), different security histories that include a same stored indication of the undesired processing outcome. In other words, the comparison is made between two or more security histories that each contains an indication of a common error or fault. In this manner, the histories are compared to see if there is a commonality of processing that caused the same processing error identified in each.

In step **519** the management center application **160** compares each different security history that includes the same stored indication of the undesired processing outcome to identify event data records in each different security history that identify common processing instructions that were executed by a computer system that generated the security history prior to the occurrence of the undesired processing outcome in order to identify a pattern of processing instructions between the different security histories that produces the undesired processing outcome. This allows the comparison to determine which instructions caused the same error and that were present in the security histories compared to each other.

In step **520** the management center application **160** marks one or more processing operations within the security history as being the processing operations that violates the security policy. The marked processing operations are those that were commonly identified in the compared security histories. In a typical comparison, these are instructions that appear in multiple security histories and that were executed just prior to the fault or failure. Within step **520**, there can be an optional operation of there should be an optional operation that verifies that the identified pattern of marked processing operations does not occur during normal operation. In other words, this operational operation can determine that the marked processing operations also must not occur in security histories that do not include the specific security violation.

In step **521** the management center application **160** transfers an updated security policy back to security agent **150**. The updated security policy includes a newly identified pattern of processing instructions that, if executed by the computer system, would violate the security policy. These are the processing instructions that caused the fault as identified by matching the security histories to one another.

FIG. **8** continues the flow chart of processing steps from FIG. **7**.

In step **522** the security agent **150** receives an updated security policy from the management center computer system. The updated security policy now includes the identification of the newly identified processing operations that caused the undesired operation. In this manner, the security policy can grow and adapt as network attacks evolve.

In step **523** the security agent **150** subsequently detects attempted performance of at least one processing operation that attempts to produce the undesired processing outcome that violates the security policy.

To do so, in step **524** the security agent **150** compares event data records in the security history to identify processing instructions in event data records that are known to produce undesired processing outcomes as defined in the security policy.

Specifically, in step **525** the security agent **150** detects attempted performance of the newly identified pattern of processing instructions. In this manner, upon a fault, the operations causing the fault can be quickly identified and marked for detection the next time they attempt to execute.

In step **526** the security agent **150** denies operation of the newly identified malicious processing operation(s) within the computerized device to avoid violation of the security policy.

To do so, in step **527** the security agent **150** instructs at least one security interceptor **200** that detected the marked processing operation(s) to disallow execution of the marked processing operation(s) within the computerized device **110**.

In this manner, each time a new fault occurs in one computer, the analysis process above can locate and identify those instructions that caused the fault and can identify these as unallowable instructions for future operation computers. The management center **160** or individual security agents **150** can distribute this information to other security agents in updated security policies so that a problem detected and identified in one performance of the processing explained herein for one computer in the network **105** can prevent the occurrence in many computer systems, even before they experience the problem. Since the analysis is fast, other computers can be notified of the unallowable instructions prior to the malicious attack propagating itself to other computers **110**.

While the system and method have been particularly shown and described with references to configurations thereof, it will be understood by those skilled in the art that various changes in form and details may be made therein without departing from the scope of the invention encompassed by the appended claims. Accordingly, the present invention is not intended to be limited by the example configurations provided above.

What is claimed is:

1. A method comprising:

operating a plurality of security interceptors that monitor operation of different respective processing activities of a computerized device to detect a sequence of related processing operations within the computerized device for those respective processing activities;

recording, in a security history, the sequence of related processing operations for each processing activities in the computerized device;

identifying an undesired processing operation and in response, comparing the security history to at least one formerly collected security history to identify a common sequence of related processing operations that occurred in each security history before occurrence of the undesired processing operation, and in response, marking the common sequence of related processing operations as being a disallowed sequence of related processing operations in a security policy; and

operating the plurality of security interceptors to subsequently detect attempted performance of the disallowed sequence of related processing operations, and in response, denying operation of the disallowed sequence of related processing operations by at least one of the processing activities within the computerized device to avoid violation of the security policy.

2. The method of claim **1**, further comprising:

detecting from one or more of the plurality of security interceptors, the sequence of related processing operations;

where detecting a sequence of related processing operations within the computerized device comprises:

generating event data upon detection of processing operations associated with those respective processing activities; and

where recording the sequence of related processing operations in a security history comprises:

storing the event data within the security history, the event data indicating a processing operation and an identity of a security interceptor that detected the processing operation.

3. The method of claim **2**,

where denying operation of the disallowed sequence of related processing operations by at least one of the processing activities within the computerized device to avoid violation of the security policy comprises:

instructing at least one security interceptor that detected the marked at least one processing operation to disallow execution of the at least one marked processing operation within the computerized device.

4. The method of claim **3**, where comparing the security history to at least one formerly collected security history to identify a common sequence of related processing operations that occurred in each security history before occurrence of the undesired processing operation comprises:

comparing event data records in the security history to event data records of at least one other security history to identify the common sequence of related processing operations in the event data records of the compared security histories that indicate an undesired processing operation.

5. The method of claim **4**, wherein identifying the undesired processing operation comprises:

executing the undesired processing operation resulting in an undesired processing outcome within the computer system;

recovering from the undesired processing outcome within the computer system; and

storing an indication of the undesired processing outcome in association with the security history;

in response to recovering from the undesired processing outcome, analyzing the security history to identify the undesired processing operation.

6. The method of claim **5**, where comparing event data records in the security history to event data records of at least one other security history to identify the common sequence of related processing operations in the event data records of the compared security histories that indicate an undesired processing operation comprises:

identifying, as the at least one other security history, different security histories that include a same stored indication of the undesired processing outcome; and

comparing each different security history that includes the same stored indication of the undesired processing outcome to identify event data records in each different security history that identify common processing instructions that were executed by a computer system that generated the security history prior to the occurrence of the undesired processing outcome in order to identify a pattern of processing instructions between the different security histories that produces the undesired processing outcome.

7. The method of claim **6**, where the different security histories are produced over time by a single security agent operating in the computer system and where the operations of detecting a sequence of related processing operations, recording the sequence of related processing operations in a security history, identifying an undesired processing operation, and denying operation of the sequence of the disallowed sequence of related processing operations are performed locally by the security agent operating on the computer system without requiring updates from a remote computer system.

8. The method of claim **6**, comprising:

transferring the security history to a management center computer system coupled via a network to the computerized device;

where the operations involved with identifying an undesired processing operation are performed remotely by the management center computer system; and

where the method comprises:

receiving an updated security policy from the management center computer system, the updated security policy including a newly identified pattern of processing instructions that, if executed by the computer system, would violate the security policy; and

where subsequently detecting attempted performance of the disallowed sequence of related processing operations comprises:

detecting attempted performance of the newly identified pattern of processing instructions.

9. The method of claim **8**, where subsequently detecting attempted performance of the disallowed sequence of related processing operations comprises:

comparing event data records in the security history to identify processing instructions in event data records that are known to produce undesired processing outcomes as defined in the security policy.

10. The method of claim **1**, where the sequence of related processing operations recorded in the security history identify processing operations from executing of a sequence of related calls to software entities within a computer system that result in violation of the security policy for a first time; and

where the operation of subsequently detecting attempted performance of the disallowed sequence of processing operations comprises:

detecting attempted performance of the sequence of related calls to software entities within a computer system that, if performance were completed, would result in violation of the security policy a second time; and

where denying operation of the disallowed sequence of related processing operations comprises:

disallowing performance of the sequence of related calls the second time without requiring modification of the security policy by a management center application outside of the computerized device during a time elapsed from identification of violation of the security policy the first time up to the attempted violation of the security policy by the sequence of related processing operations the second time.

11. The method of claim **10**, where executing a sequence of related calls to software processes within a computer system that violate the security policy a first time comprises:

executing a series of related system calls that cause an undesired processing outcome within the computer system, the undesired processing outcome being defined in the security policy; and

where identifying a security violation in response to a processing operation executing in the computerized device producing a undesired processing outcome that violates a security policy comprises:

recovering from the undesired processing outcome within the computer system;

analyzing the security history in response to recovering from the undesired processing outcome to identify the sequence of related processing operations that resulted in the undesired processing outcome within the computer system; and

upon determining that if the identified sequence of related processing operations are not part of normal processing operations, marking the sequence of related processing operations and associated processing outcomes within the security history as being a sequence of processing operations that violates the security policy.

12. The method of claim **11**, where the operations of detecting processing outcomes and recording the processing outcomes are repeated N number of times, where N is an integer greater than 1; and

where recording the processing outcomes and the sequence of related processing operations in a security history comprises:

producing N respective security histories, one for each repeated iteration of the operations of detecting processing outcomes and recording the processing outcomes, and wherein a plurality of the N security histories indicate attempted execution of the sequence of processing operations that violates the security policy; and

where analyzing the security history in response to recovering from the undesired processing outcome to identify the sequence of related processing operations that resulted in the undesired processing outcome within the computer system comprises:

correlating those security histories of the N security histories that indicate attempted operation of the sequence of processing operations marked as in violation of the security policy to identify a root common cause of processing operations within each security history that led up to the attempted operation of the sequence of processing operations that violates the security policy; and

adapting the security policy to include the root common cause of processing operations as producing an undesired processing outcome.

13. The method of claim **12**, where subsequently detecting attempted performance of a similar sequence of related processing operations that attempt to produce at least one undesired processing outcome that violates the security policy comprises:

operating a plurality of security interceptors that monitor operation of different respective processing activities of the computerized device to detect an attempt to perform the root common cause of processing operations identified within each security history that produces an undesired processing outcome,

where denying operation of at least a portion of the sequence of related processing operations within the computerized device to avoid violation of the security policy comprises:

disallowing operation of the root common cause of processing operations to avoid violation of the security policy.

14. The method of claim **1**, where operating the plurality of security interceptors comprises:

operating at least one network interceptor to monitor processing operations associated with communications of a communications session within the computerized device;

operating at least one operating system interceptor to monitor processing operations associated with execution of an operating system within the computerized device; and

operating at least one user space interceptor to monitor processing operations associated with execution of at least one application within the computerized device.

15. The method of claim **14**, where each of the network interceptor, operating system interceptor and user space interceptor performs:

receiving an instruction to produce an event record upon detection of an attempt to execute a monitored processing operation identified in the security policy;

reporting the event record to an event correlation engine upon detection of an attempt to execute the monitored processing operation; and

prior to execution of the monitored processing operation, receiving an authorization response from the event correlation engine that indicates if execution of the monitored processing operation is to be allowed, and if not, disallowing execution of the monitored processing operation to avoid violation of the security policy.

16. The method of claim **1**, where identifying an undesired processing operation comprises:

detecting at least one processing operation that matches a sequence of instructions related to an undesired processing outcome produced as a result of at least one of:

a virus attack, a worm attack, a Trojan horse attack, a Denial-of-service attack, a Buffer overflows operation, execution of Malformed application data, and execution of Malicious mobile code.

17. A computerized device, comprising: a memory;

a processor;

a communications interface coupled to a network;

an interconnection mechanism coupling the memory, the processor and the communications interface;

where the memory is encoded with a security agent, that when executed on the processor, causes the processor to perform:

operating a plurality of security interceptors that monitor operation of different respective processing activities of the computerized device to detect a sequence of related processing operations within the computerized device for those respective processing activities;

recording, in a security history, the sequence of related processing operations for each processing activities in the computerized device;

identifying an undesired processing operation and in response, causing comparison of the security history to at least one formerly collected security history to identify a common sequence of related processing operations that occurred in each security history before occurrence of the undesired processing operation, and in response, marking the common sequence of related processing operations as being a disallowed sequence of related processing operations in a security policy; and

operating the plurality of security interceptors to subsequently detect attempted performance of the disallowed sequence of related processing operations, and in response, denying operation of the disallowed sequence of related processing operations by at least one of the processing activities within the computerized device to avoid violation of the security policy.

18. The computerized device of claim **17**, wherein the security agent further causes the processor to perform operations of:

detecting from one or more of the plurality of security interceptors, the sequence of related processing operations;

where detecting a sequence of related processing operations within the computerized device comprises:

generating event data upon detection of processing operations associated with those respective processing activities; and

where recording the sequence of related processing operations in a security history comprises:

storing the event data within the security history, the event data indicating a processing operation and an identity of a security interceptor that detected the processing operation.

19. The computerized device of claim **18**, where denying operation of the disallowed sequence of related processing operations by at least one of the processing activities within the computerized device to avoid violation of the security policy comprises:

instructing at least one security interceptor that detected the marked at least one processing operation to disallow execution of the at least one marked processing operation within the computerized device.

20. A computer readable medium including computer program logic instruction encoded thereon, that when executed on a processor in a computerized device, prevent performance of processing operations that produce processing outcomes that violate a security policy in the computerized device, by causing the computerized device to perform the operations of:

operating a plurality of security interceptors that monitor operation of different respective processing activities of the computerized device to detect a sequence of related processing operations within the computerized device for those respective processing activities;

recording, in a security history, the sequence of related processing operations for each processing activities in the computerized device;

identifying an undesired processing operation and in response, comparing the security history to at least one formerly collected security history to identify a common sequence of related processing operations that occurred in each security history before occurrence of the undesired processing operation, and in response, marking the common sequence of related processing operations as being a disallowed sequence of related processing operations in a security policy; and operating the plurality of security interceptors to subsequently detect attempted performance of the disallowed sequence of related processing operations, and in response, denying operation of the disallowed sequence of related processing operations by at least one of the processing activities within the computerized device to avoid violation of the security policy.

21. The computer readable medium of claim **20**, further comprising instructions that cause the computerized device to perform operations of:

detecting from one or more of the plurality of security interceptors, the sequence of related processing operations;

where detecting a sequence of related processing operations within the computerized device comprises:

generating event data upon detection of processing operations associated with those respective processing activities; and

where recording the sequence of related processing operations in a security history comprises:

storing the event data within the security history, the event data indicating a processing operation and an identity of a security interceptor that detected the processing operation.

22. The computer readable medium of claim **21**, where denying operation of the disallowed sequence of related processing operations by at least one of the processing activities within the computerized device to avoid violation of the security policy comprises:

instructing at least one security interceptor that detected the marked at least one processing operation to disallow execution of the at least one marked processing operation within the computerized device.

23. The computer readable medium of claim **22**, where comparing the security history to at least one formerly collected security history to identify a common sequence of related processing operations that occurred in each security history before occurrence of the undesired processing operation comprises:

comparing event data records in the security history to event data records of at least one other security history to identify the common sequence of related processing operations in the event data records of the compared security histories that indicate an undesired processing operation.

24. The computer readable medium of claim **23**, wherein identifying the undesired processing operation comprises:

executing the undesired processing operation resulting in an undesired processing outcome within the computer system;

recovering from the undesired processing outcome within the computer system; and

storing an indication of the undesired processing outcome in association with the security history;

in response to recovering from the undesired processing outcome, analyzing the security history to identify the undesired processing operation.

25. The computer readable medium of claim **24**, where comparing event data records in the security history to event data records of at least one other security history to identify the common sequence of related processing operations in the event data records of the compared security histories that indicate an undesired processing operation comprises:

identifying, as the at least one other security history, different security histories that include a same stored indication of the undesired processing outcome; and

comparing each different security history that includes the same stored indication of the undesired processing outcome to identify event data records in each different

security history that identify common processing instructions that were executed by a computer system that generated the security history prior to the occurrence of the undesired processing outcome in order to identify a pattern of processing instructions between the different security histories that produces the undesired processing outcome.

26. The computer readable medium of claim **25**, where the different security histories are produced over time by a single security agent operating in the computer system and where the operations of detecting a sequence of related processing operations, recording the sequence of related processing operations in a security history, identifying an undesired processing operation, and denying operation of the sequence of the disallowed sequence of related processing operations are performed locally by the security agent operating on the computer system without requiring updates from a remote computer system.

27. The computer readable medium of claim **26**, further comprising instructions that cause the computerized device to perform operations of:

transferring the security history to a management center computer system coupled via a network to the computerized device;

where the operations involved with identifying an undesired processing operation are performed remotely by the management center computer system; and

receiving an updated security policy from the management center computer system, the updated security policy including a newly identified pattern of processing instructions that, if executed by the computer system, would violate the security policy; and

where subsequently detecting attempted performance of the disallowed sequence of related processing operations comprises:

detecting attempted performance of the newly identified pattern of processing instructions.

28. The computer readable medium of claim **27**, where subsequently detecting attempted performance of the disallowed sequence of related processing operations comprises:

comparing event data records in the security history to identify processing instructions in event data records that are known to produce undesired processing outcomes as defined in the security policy.

29. The computer readable medium of claim **20**, where the sequence of related processing operations recorded in the security history identify processing operations from executing of a sequence of related calls to software entities within a computer system that result in violation of the security policy for a first time; and

where the operation of subsequently detecting attempted performance of the disallowed sequence of processing operations comprises:

detecting attempted performance of the sequence of related calls to software entities within a computer system that, if performance were completed, would result in violation of the security policy a second time; and

where denying operation of the disallowed sequence of related processing operations comprises:

disallowing performance of the sequence of related calls the second time without requiring modification of the security policy by a management center application outside of the computerized device during a time elapsed from identification of violation of the security policy the first time up to the attempted violation of the security policy by the sequence of related processing operations the second time.

30. The computer readable medium of claim **29**, where executing a sequence of related calls to software processes within a computer system that violate the security policy a first time comprises:

executing a series of related system calls that cause an undesired processing outcome within the computer system, the undesired processing outcome being defined in the security policy; and

where identifying a security violation in response to a processing operation executing in the computerized device producing a undesired processing outcome that violates a security policy comprises:

recovering from the undesired processing outcome within the computer system;

analyzing the security history in response to recovering from the undesired processing outcome to identify the sequence of related processing operations that resulted in the undesired processing outcome within the computer system; and

upon determining that if the identified sequence of related processing operations are not part of normal processing operations, marking the sequence of related processing operations and associated processing outcomes within the security history as being a sequence of processing operations that violates the security policy.

31. The computer readable medium of claim **30**, where the operations of detecting processing outcomes and recording the processing outcomes are repeated N number of times, where N is an integer greater than 1; and

where recording the processing outcomes and the sequence of related processing operations in a security history comprises:

producing N respective security histories, one for each repeated iteration of the operations of detecting processing outcomes and recording the processing outcomes, and wherein a plurality of the N security histories indicate attempted execution of the sequence of processing operations that violates the security policy; and

where analyzing the security history in response to recovering from the undesired processing outcome to identify the sequence of related processing operations that resulted in the undesired processing outcome within the computer system comprises:

correlating those security histories of the N security histories that indicate attempted operation of the sequence of processing operations marked as in violation of the security policy to identify a root common cause of processing operations within each security history that led up to the attempted operation of the sequence of processing operations that violates the security policy; and

adapting the security policy to include the root common cause of processing operations as producing an undesired processing outcome.

32. The computer readable medium of claim **31**, where subsequently detecting attempted performance of a similar sequence of related processing operations that attempt to produce at least one undesired processing outcome that violates the security policy comprises:

operating a plurality of security interceptors that monitor operation of different respective processing activities of the computerized device to detect an attempt to perform the root common cause of processing operations identified within each security history that produces an undesired processing outcome,

where denying operation of at least a portion of the sequence of related processing operations within the computerized device to avoid violation of the security policy comprises:

disallowing operation of the root common cause of processing operations to avoid violation of the security policy.

33. The computer readable medium of claim **20**, where operating the plurality of security interceptors comprises:

operating at least one network interceptor to monitor processing operations associated with communications of a communications session within the computerized device;

operating at least one operating system interceptor to monitor processing operations associated with execution of an operating system within the computerized device; and

operating at least one user space interceptor to monitor processing operations associated with execution of at least one application within the computerized device.

34. The computer readable medium of claim **33**, where each of the network interceptor, operating system interceptor and user space interceptor performs:

receiving an instruction to produce an event record upon detection of an attempt to execute a monitored processing operation identified in the security policy;

reporting the event record to an event correlation engine upon detection of an attempt to execute the monitored processing operation; and

prior to execution of the monitored processing operation, receiving an authorization response from the event correlation engine that indicates if execution of the monitored processing operation is to be allowed, and if not, disallowing execution of the monitored processing operation to avoid violation of the security policy.

35. The computer readable medium of claim **20**, where identifying an undesired processing operation comprises:

detecting at least one processing operation that matches a sequence of instructions related to an undesired processing outcome produced as a result of at least one of:

a virus attack, a worm attack, a Trojan horse attack, a Denial-of-service attack, a Buffer overflows operation, execution of Malformed application data, and execution of Malicious mobile code.

* * * * *