CHALLENGED CLAIMS MAPPED TO TEGRISFIRE™

Element	Claim Language	TEGRISFIRE™
8 [pre]	8. A computer implemented method for using a fire hydrant management software and a web-based registry to track requisite inspection of an owned asset comprising:	TEGRISFire™ (TF) connects all parties responsible for the inspection of an asset. Using a cloud base portal an Authority, Inspection company, and asset owner knows the status of the asset. TF notifies the asset owner of the upcoming inspection and when it is overdue. TF also tracks any deficiencies found by an inspection company and reported to the Authority. TF holds these records in a cloud based computing system. That system tracks the status of the inspection of the asset and manages assets timing of inspection based on code or an authority's timing.
8[a]	granting remote access to a web-based registry system, wherein the web-based registry is configured to run a fire hydrant management software, to at least three classes of user, wherein the	Each user can have a log-in to the web-based registry. The Authority could also update or change any assets status for any other party. *The URL below is the login for TEGRISFire. All screen shots contained herein were taken after logging in as one of the users. https://www.tegrisfire.com/login/login-form

Element	Claim Language	TEGRISFIRE™
	three classes of user comprise: (1) an owner of an asset[,] (2) an approval authority[,] (3) an inspector	 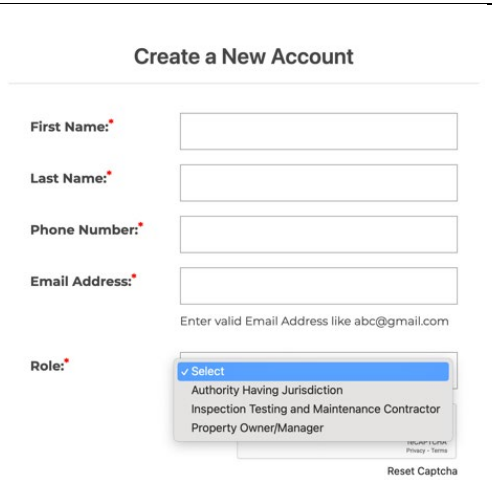 An owner is defined by the building owner where the asset is located. They can choose to have log in access or not. 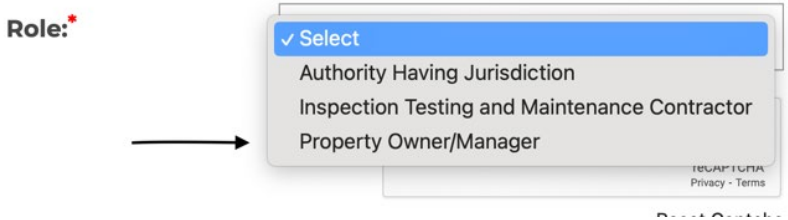 An Approval Authority is defined by the party that is responsible for tracking the compliance of the asset. The Authority has the ability to accept the report and approve it. The Authority can also reject the report for a variety of reasons i.e. report not filled out right, inspector does not have proper certifications, the company does not have proper certifications, or other items. The Authority can also accept or reject deficiencies found by the inspector.

Element	Claim Language	TEGRISFIRE™
		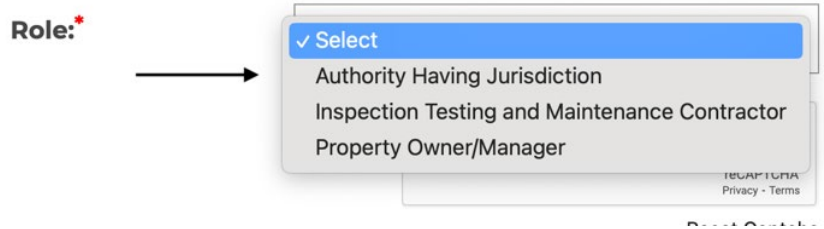 An Inspector is defined by the person doing the inspection of the asset. The inspector should have the proper certifications to inspect that asset.
8[b]	retrieving, by a computer-based fire hydrant management software system, real time records of assets from a database, the database being accessible and augmentable by a classes of user;	The inspector accesses with their specific login and has access to view assets due for inspection, the inspector can submit a report against that asset, add properties for the Authority to approve, add assets to a property for the Authority to approve, view historical inspections, view systems that property owners have requested a bid for work, add inspectors to their account, those inspectors can have different credentials for different system types, upload certifications of systems they are certified to inspect, add information to the property journal, add GIS coordinates for the property or it's individual assets, they can see a list of authorities using the system, see status of reports submitted, and update any deficiency after repair. 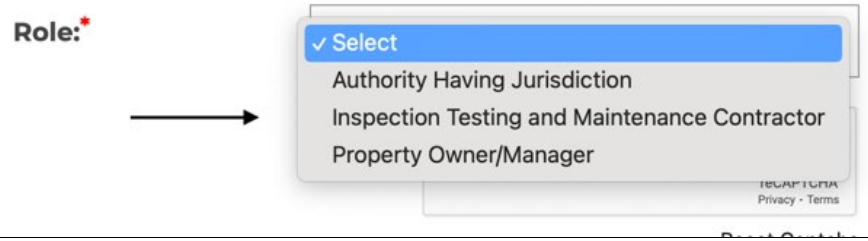
8[c]	analyzing the records of assets from the database to	The database tracks the asset with the inspection frequency set by the AHJ.

Element	Claim Language	TEGRISFIRE™
	identify notification events;	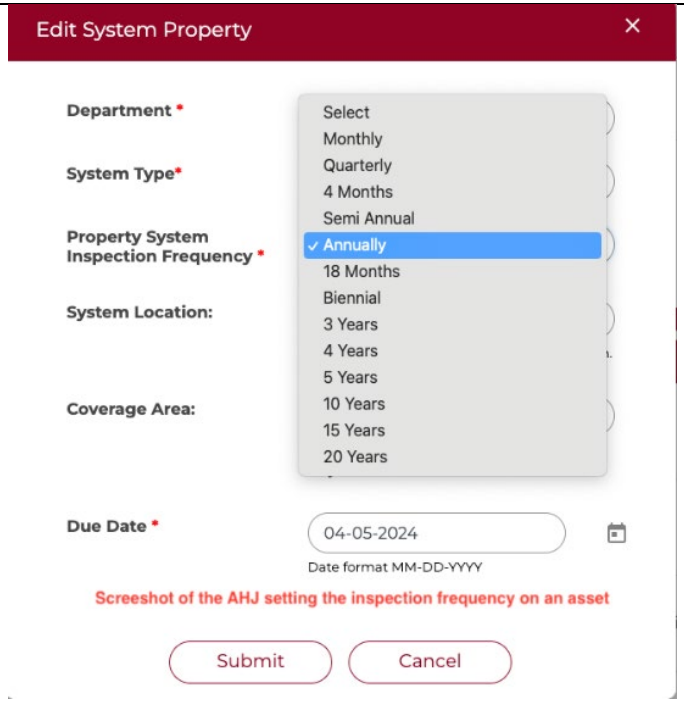
8[d]	based on the analysis, notifying an owner of an asset of a notification event, wherein the notice includes a standard format	TF holds these records in a cloud based computing system. That system tracks the status of the inspection of the asset and manages assets timing of inspection based on code or an authority's timing. The database tracks the asset with the inspection frequency set by the AHJ. When the asset comes due for inspection a notice will be set out to the asset owner. The notice describes the type of inspection and a cost associated with the inspection. The '966 Patent uses the broad term 'cost' and includes (without limitation) 'time,' 'effort,' and 'price.' (EXHIBIT 1001, '966 Patent, 8:26-37). It may also include references to

Element	Claim Language	TEGRISFIRE™
	description of the type of inspection, and a cost associated with the type of inspection, and wherein the notification event comprises a designatable interval in advance of an impending deadline for the inspection, and wherein the owner of the asset, upon remotely accessing the fire hydrant management software compliance registry, may update and review the status of the assets;	publications where additional costs may be listed. The TF notification letter satisfies the claim limitations. Date notice sent → Notification Date 04/02/2024 City of Pasco Inspection Services 525 N 3RD Ave, Pasco, WA 99301 P: 509.543.5726 www.pasco-wa.gov firesafety@pasco-wa.gov **REMINDER NOTICE** **Property Access Code:** 5786REY4737 Carlos 902 S MAITLAND AVE PASCO, WA 99301 **For the following Property:** Reynas Auto Body 902 S MAITLAND AVE PASCO, WA 99301 Type of inspection Reference code This is a reminder that your building has one or more fire detection and/or fire suppression system(s) due for inspection and confidence testing as shown on the table below. This periodic testing is required by state and local ordinance (International Fire Code, Section 901) and is to be conducted by a state licensed and certified inspector on, or before, the due date shown. | System	Location	Coverage	Inspection Due Date	Frequency	Status
---	---	---	---	---	---
Commercial Hood Suppression System	PAINT BOOTH	PAINT BOOTH	05/02/2024	Semi Annual	Due	 Instructions: Due date of inspection • Using any resource you have available, hire a State Certified Inspector to perform your system inspections. TEGRIS Fire may be an additional resource for locating or requesting bids from inspection companies in your area via the "Request a Bid" link under Actions. • The State Certified Inspector that you select to inspect your system will be required to fill out a report online and pay any required fees prior to submittal. • Instruct your Inspection company to use your Property Access Code above to enter the inspection report online at *www.tegrisfire.com* • The inspection will be complete upon Fire Marshal review. • If there are any deficiencies, these must be corrected and submitted prior to Fire Marshal approval. If you would like to view information for your property follow the instructions below: • Visit *www.tegrisfire.com* and sign in with your user name and password. If you do not have a username and password, click on the "*Sign Up Here*" link and fill in the requested information. • Once logged in, enter the address of the property from this letter and click the magnifying glass icon. • Click on the "*Assign As Owner*" icon to the right of the address and enter the Property Access Code (PAC) into the pop-up window. • Provide a valid email address, review your contact, property, and fire safety system information and update if necessary. For more information please visit *www.tegrisinc.com* or contact: Inspection Services, City Of Pasco, Phone: (509) 543-5726, Email address: firesafety@pasco-wa.gov TF provides the owner notice of the associated cost in multiple ways. The notice lists a previous contractor of record for the owner to hire. The municipality sends the notice that requires the owner's involvement. The notice references the city code, which lists more details of time, effort, and price. The notice details a required inspection by a

Element	Claim Language	TEGRISFIRE™
		licensed company. The notice states the inspection company must submit the reports using TF, which also lists fees for the specific inspection type and charges that fee as the owner's responsibility. These examples exist in the notification letter sent through *TCE*. The AHJ, Owner, and Inspector can all remotely access the management software compliance registry. All parties can review the asset. All asset changes can be made by the AHJ. The owner can request changes be made to the asset via the AHJ.
8[e]	based upon the analysis, sending a standard format notice to the approval authority of the status of the assets assigned to the approval authority, and wherein the approval authority, upon accessing the web-based registry, may update and review the status of the assets assigned;	TF's AHJ dashboard shows when status of an asset has changed. It reflects when an asset is coming up for inspection, if an inspector or owner has requested a change in the asset status or the addition of assets to the property, if the asset has been inspected and there is a report to be reviewed, and the compliance of that asset. 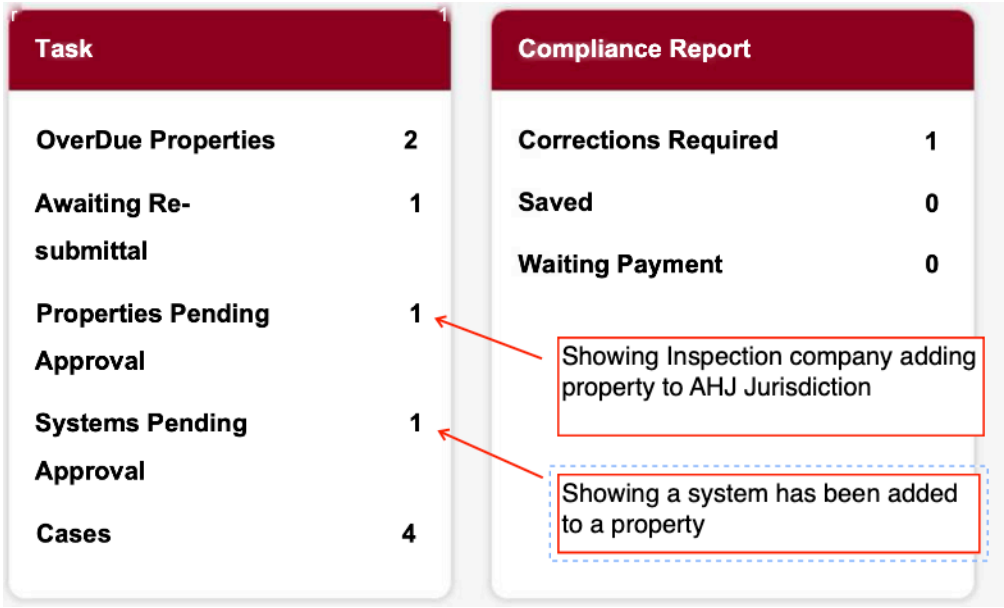

Element	Claim Language	TEGRISFIRE™
		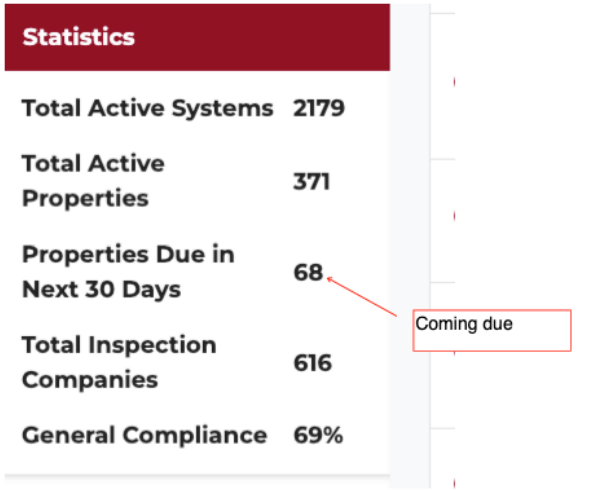

Element	Claim Language	TEGRISFIRE™
		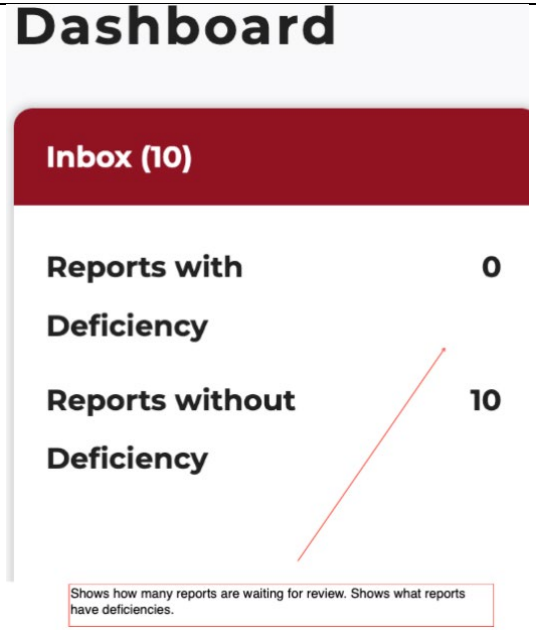

Element	Claim Language	TEGRISFIRE™
		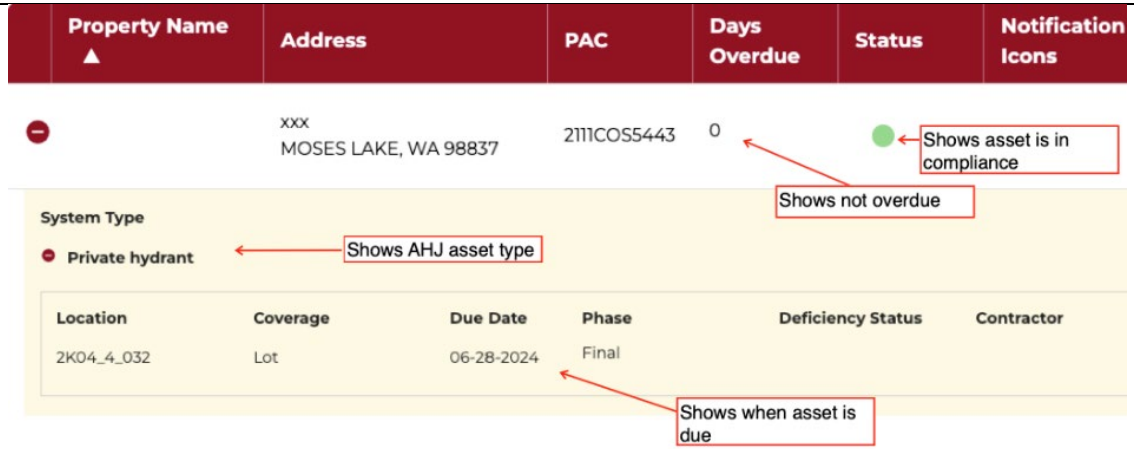
8[f]	upon logging on to a password controlled website configured to provide access to the fire hydrant management software, providing to an inspector the owner selects, the selection based upon a list of qualified inspectors that are available to inspect the	TF has separate logins for inspectors and owners. When an owner logs into their account they can see their assets and what ones are due for inspection. They can choose from a list of inspection companies to have their asset inspected. That list of inspectors includes those that are qualified to provide inspections in the geographic region. The web-based template describes the asset and the steps of the required inspections.

Element	Claim Language	TEGRISFIRE™
	asset based upon attributes including proximity to the asset, a web-based template configured to describe the asset an[d] each of the steps of the inspection;	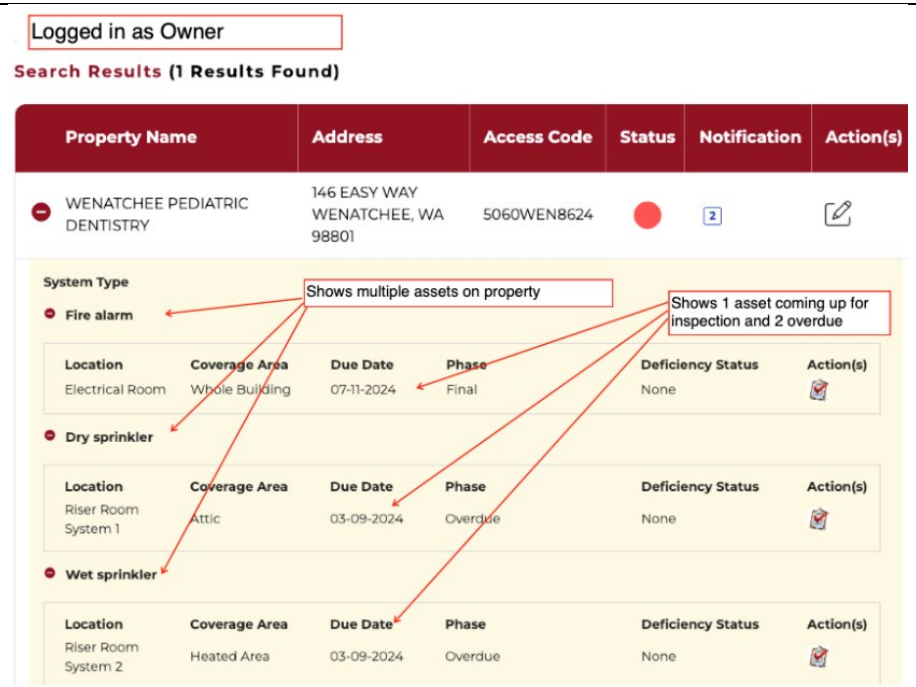

Element	Claim Language	TEGRISFIRE™
		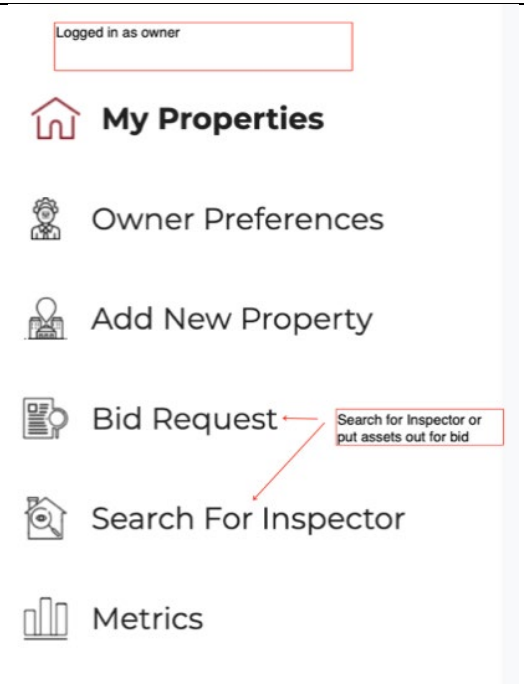 When an inspector logins into TF they can view the asset that is due for inspection. They can access the inspection template for that asset and complete the inspection. Example of inspection report (template)

Element	Claim Language	TEGRISFIRE™

PRIVATE HYDRANT INSPECTION REPORT
(One System Per Report)

Report Number:

☐ Service/Test Conducted ☐ Pre-Acceptance Test

Today's Date:
Inspected Date:
Due Date:

Inspection Frequency :

System Location :
Coverage Area :

Certification Given : ☐ RED ☐ YELLOW ☐ WHITE

PROPERTY CONTACT INFORMATION

Occupant Information	Responsible Person
Bldg Name:	Name:
Address:	Address:
	Phone
	Email:

INSPECTION AND TESTING CONTRACTOR INFORMATION

Contractor Information	Inspector/Tester Information
Company Name:	Name:
Phone:	Phone#:
Address:	CERTIFICATIONS
Email:	State Certification:
State Contractor License #:	National/NICET:

MONITORING INFORMATION

Central Station Monitoring?	Phone #:
Monitoring Company:	System Model:
System Make:	

DEFICIENCY / CORRECTION DETAILS

Any Deficiencies Found? ☐ Y ☐ N

Any Deficiencies Remaining? ☐ Y ☐ N

Deficiency Found	Comments	Corrected?	Correction Date :	Corrected By:	Attachment
		☐			
		☐			
		☐			

Element	Claim Language	TEGRISFIRE™

SYSTEM FUNCTIONALITY

Paint is in good condition?	○ Yes	○ No	○ N/A
All parts are present (ie Storz, caps)?	○ Yes	○ No	○ N/A
Is hydrant clear of vegetative growth?	○ Yes	○ No	○ N/A
Is hydrant accessible?	○ Yes	○ No	○ N/A
Pictures of Hydrant (front and back wide enough to show clearance)			
Does operating stems open easily?	○ Yes	○ No	○ N/A
How many turns to fully open?			
Are ports and caps in good condition?	○ Yes	○ No	○ N/A
Open hydrant slowly - How many turns to open?			
With hydrant open, is there no sign of excessive leakage at bonnet or barrel?	○ Yes	○ No	○ N/A
Is the ground dry around the barrel?	○ Yes	○ No	○ N/A
Close hydrant slowly the same number of turns necessary to open, then back off just enough to take the tension off of stem. Take off all caps and let water drain out.			
Is there no sign of leakage while draining after main valve closed?	○ Yes	○ No	○ N/A
Thread inspected and cleaned with wire brush?	○ Yes	○ No	○ N/A
Are all caps replaced?	○ Yes	○ No	○ N/A
Are hydrants protected from traffic with bollards?	○ Yes	○ No	○ N/A
Static Pressure Of Hydrant?			
Residual pressure?			
Upload pictures of gauges			
Fire Department ID number?			

INSPECTOR'S DECLARATION

☐ By checking here you are certifying, under penalty of perjury, that you are a valid agent of your company representing that the company maintains all the necessary licenses and/or certifications to perform this service for this system in this jurisdiction AND THAT the company has properly inspected this system consistent with state and local standards AND THAT the system has been properly tagged or labeled and the property owner or responsible person has been notified of the inspection results, the system status, and any corrective actions.

AUTHORITY SYSTEM INFORMATION

Deficiencies must be corrected within 30 days from time of acceptance of the initial report and updated to show deficiencies corrected in Tegris. Contact your licensed service contractor to schedule this work.

DOWNLOADABLE FILES

Element	Claim Language	TEGRISFIRE™
		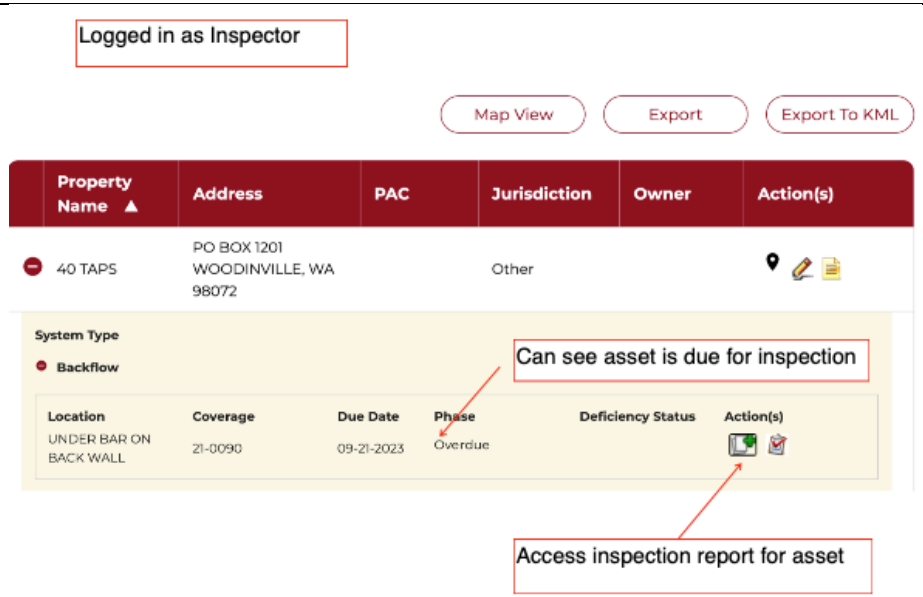
8[g]	receiving from the inspector, inspection information in specific response to the web-based template;	The TF template is specific to that asset. That template is stored in the web registry. The following shows an exemplary list of inspector information.

Element	Claim Language	TEGRISFIRE™
		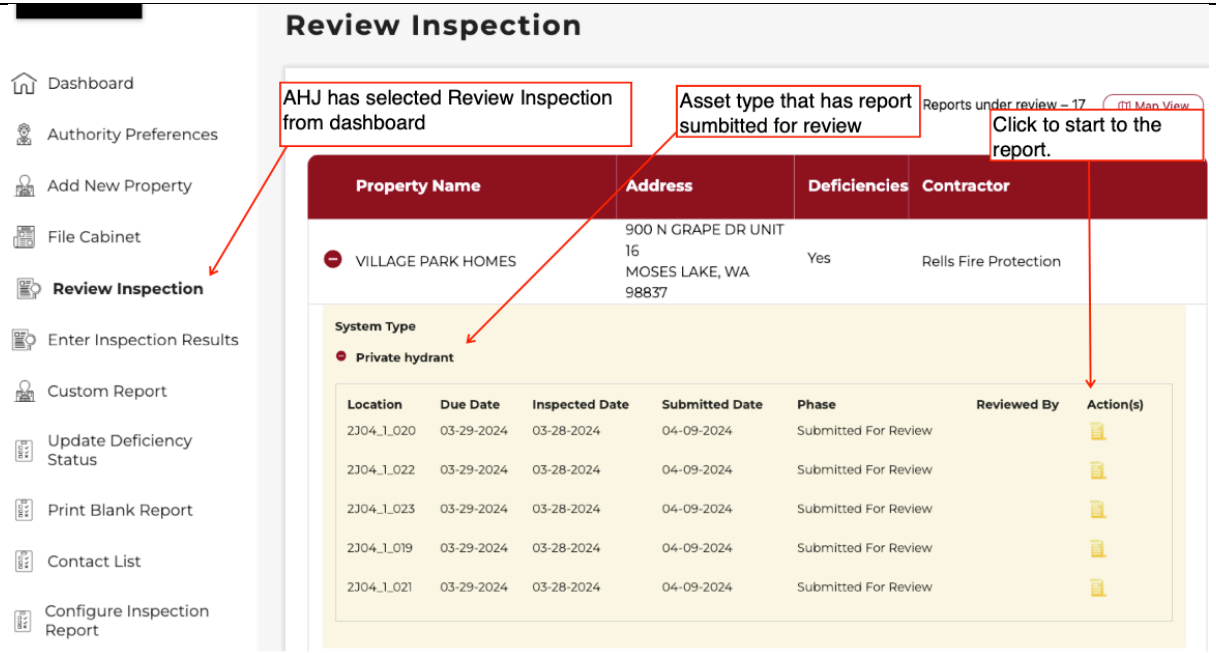

Element	Claim Language	TEGRISFIRE™
		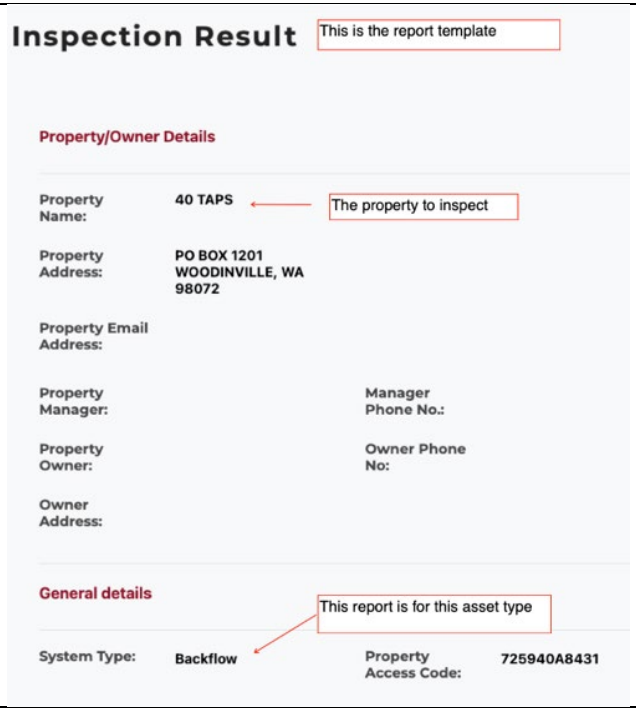
8[h]	storing in a database in association with the asset, the inspection information, wherein the inspection information is accessible to the users, and updating the	Once the web-based template is completed, it is stored in the data base. By accessing TF through either the AHJ, Inspector, or Owner login, they can all view the current report template, past report templates, and the status of the asset including any deficiencies the inspector has noted and is required to be addressed by the AHJ.

Element	Claim Language	TEGRISFIRE™
	database in association with the asset based upon the inspection information;	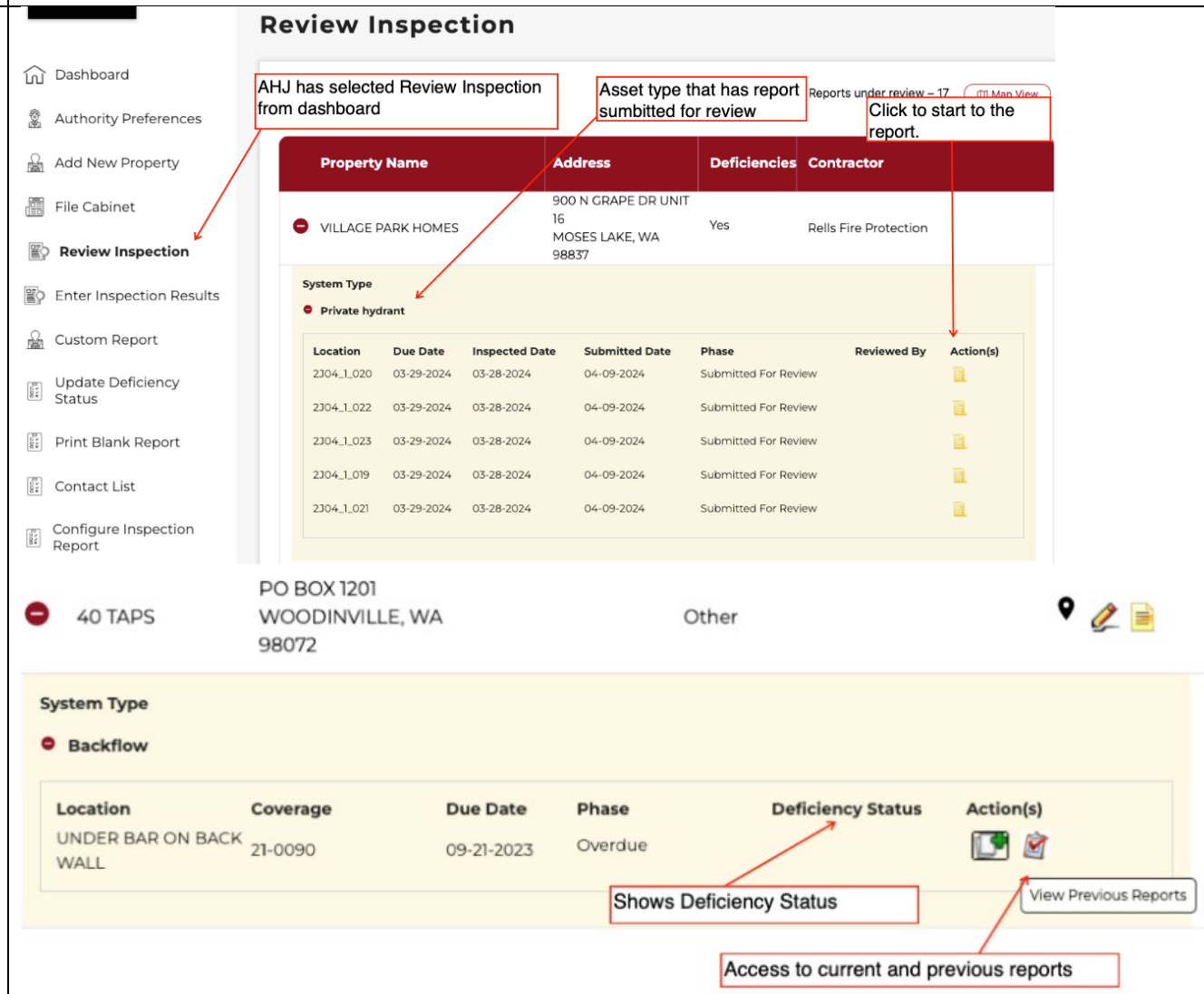

Element	Claim Language	TEGRISFIRE™
8[i]	transmitting to the approval authority, a standard format compliance report including noting compliance, wherein the compliance report includes, noting deficiencies in the asset and storing the noted deficiencies in association with the asset.	TF submits the completed standard compliance report form to the AHJ's dashboard once the inspector has submitted it. The report identifies where there is compliance and where there is not compliance. TF stores the noted deficiencies associated with an asset. The AHJ can agree with any noted deficiencies and require them to be addressed. The AHJ can also disagree with deficiencies that inspector has noticed and accept the report. **Review Inspection** Inspection Report Number: 339900 Type of Report: Standard Report System Type: Wet sprinkler Location: Bldg#2 west side SYS#3 Coverage Area: South end of bldg. Inspection Frequency: Annually Jurisdiction Name: WA, Benton County State Contractor License No. CASCAFP203MW Certification Given : ○ Red ○ Yellow ○ White

Element	Claim Language	TEGRISFIRE™
		Certification details Inspection Company: Cascade Fire Protection Co. Inspected By: Kevin OBrien State Certification No. 5502-0809-E Exp Date. 12-31-2024 ↓ National/NICET No. 118763 Exp Date. 02-01-2025 ↓ Phone No. 509-783-9773 **Monitoring details** Central station monitoring ? ● Yes ○ No Monitoring Company Name Control Panel Manufacturer: Model Number: **Deficiency details**

Element	Claim Language	TEGRISFIRE™
		Any Deficiency Found ? ● Yes ○ No **Corrected** / **Deficiency** / **Date Corrected** / **Corrected By** / **Correction Comments** / **Attachment** ☐ No inspection test valve found on system. Fitter never returned back to finish running pipe to safe discharge outside. ☐ No spare head box, wrench or spare heads provided next to fire riser **Disclaimer** Refer to the local and state standards for a complete description of the inspection, testing, and maintenance requirements. The inspection results provided in this report are based only on the system's current ability to operate and shall not be construed as an evaluation of the system's performance capabilities to adequately protect the property. Information in this report may or may not include possible performance concerns and should not be considered all inclusive. It is solely the property owner's responsibility to determine if a separate investigation should be done to ensure the system will perform as designed and that the property is adequately protected. It is also the property owner's responsibility to maintain the system, property and any possible environmental conditions that may affect the system's operability and performance.

Element	Claim Language	TEGRISFIRE™
		Questionnaire **SYSTEM** Hydraulic nameplate installed and visible on riser? — (●) Yes ( ) No **HYDRAULIC NAMEPLATE INFORMATION** Recorded design density? (gpm per sq.ft.) — ESFR gpm per sq.ft. Indicate pipe schedule: — ( ) Light ( ) Ordinary (●) Extra ( ) N/A Main Drain flow test conducted? — (●) Yes ( ) No Main Drain test pipe size? — 2 inches Static Pressure: — 155 psi Residual Pressure: — 120 psi Flow switches, supervisory switches, and alarm bell tested? — (●) Yes ( ) No ( ) N/A Electric Bell - operates properly? — (●) Yes ( ) No ( ) N/A Water Motor Gong - operates properly? — ( ) Yes ( ) No (●) N/A Central Station monitoring company received signal? — (●) Yes ( ) No ( ) N/A

Element	Claim Language	TEGRISFIRE™
		System left in service? (Yes / No) Inspection tag posted at main valve? (Yes / No) Informed owner of inspection and testing results and all system deficiencies? (Yes / No) Inspected Date: 03-20-2024 Inspector Comments System Status: Service/Test Conducted Pre-Acceptance Test Inspection Report Review* ✓ ---Select--- / Accept / Reject and Resubmit / No Review necessary Deficiency Response* ---Select--- This response will be sent to Property Owner

Element	Claim Language	TEGRISFIRE™
		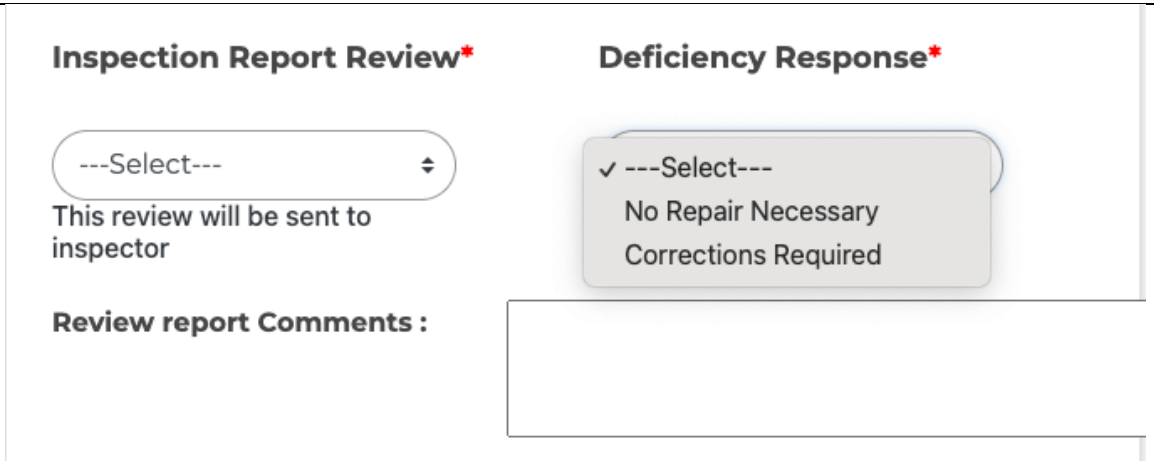 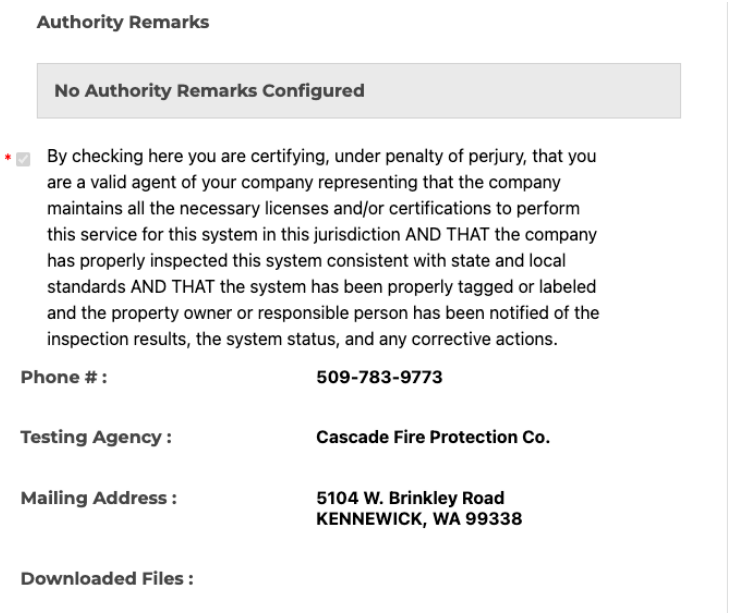

Element	Claim Language	TEGRISFIRE™
	Claim 9	
9	The method of claim 8, wherein the storing further includes: storing, in association with the asset a new deadline date, based upon completion of the inspection.	Upon completion of the inspection and AHJ approval. TF stores all the information on the asset that was listed on the report. The database automatically sets the deadline for the next inspection as per the AHJ's preferences. 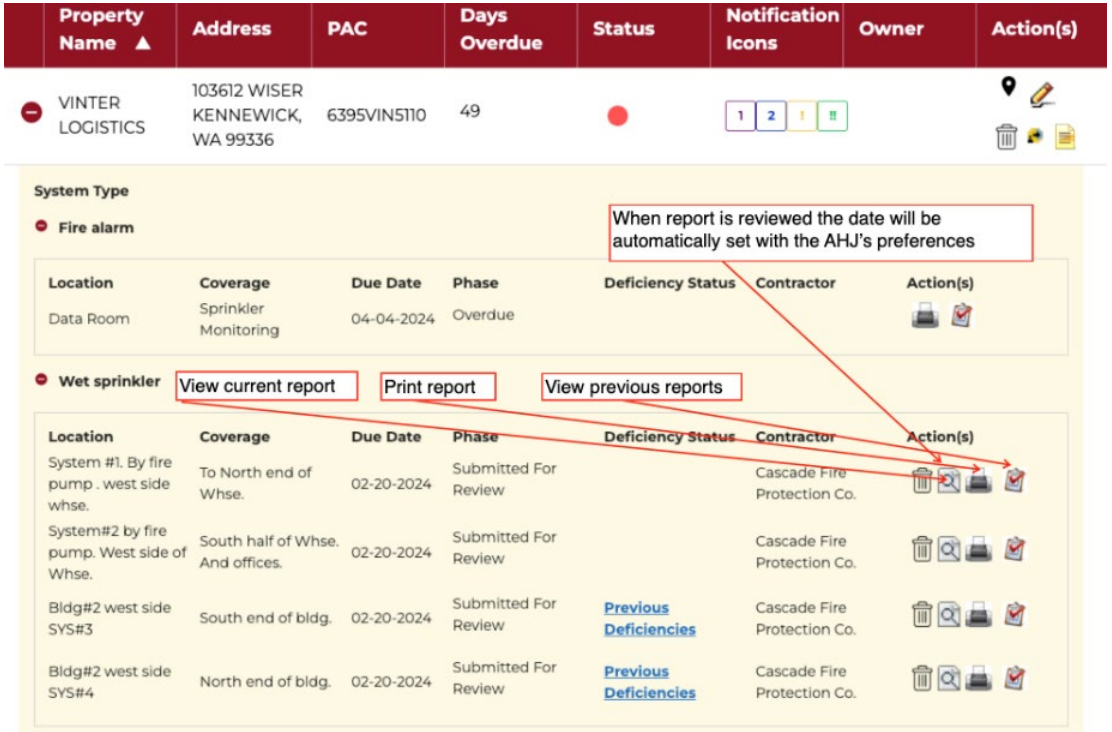
	Claim 10	

Element	Claim Language	TEGRISFIRE™
10	The method of claim 9 further comprising: receiving bids to perform a suitably compliant inspection of the asset from a group of qualified inspectors including, at least, the inspector; and presenting to the owner a compilation of the bids for selection of the inspector.	When the Owner logs into the TF dashboard, they may submit their assets out to bid to qualified contractors. The Owner can request some or all the listed Inspectors to send the bid. 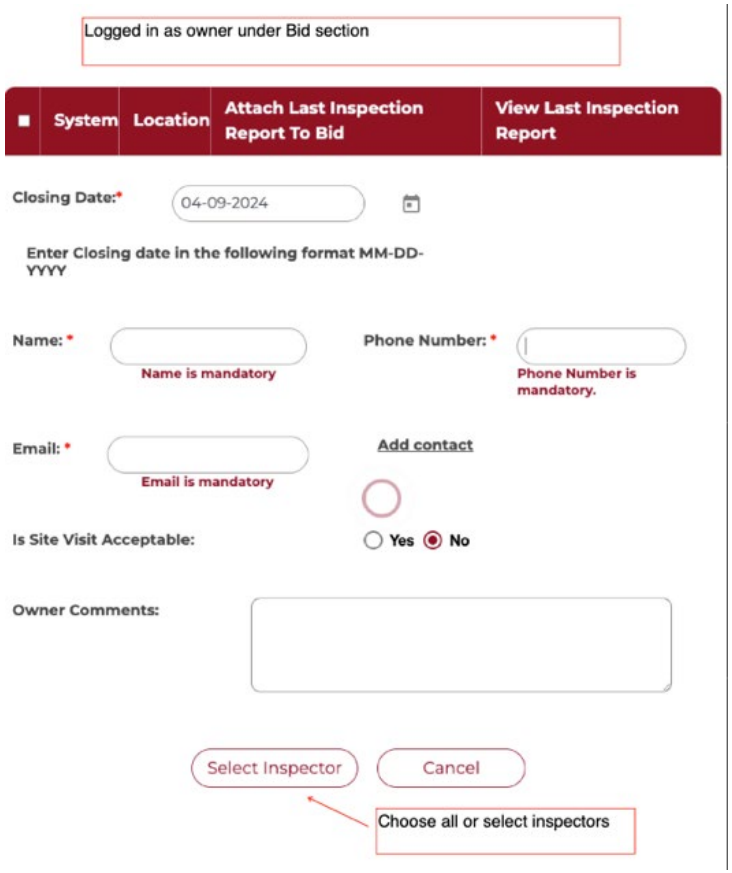

Element	Claim Language	TEGRISFIRE™
		Bid **Search Criteria** Back to bid details By Inspection Company Name: Search Clear Company / Company Address / System Supported 16d llc. / PO Box 804 VASHON, WA 98070 425-922-3239 / Fire alarm 1st Responders, LLC / 20707 31st DR SE BOTHELL, WA 98012 305-296-6675 / Fire alarm,Fire and Smoke Damper,Emergency Responder Radio Coverage System,Shaft Pressurization 24hour Protection / 7406 27th ST W #300 TACOMA, WA 98466 877-900-8220 / Fire alarm A&D Fire / 10311 E Montgomery Dr SPOKANE, WA 99206 509-290-5447 / Dry sprinkler,Fire and Smoke Damper,Standpipe,Clean agent,Wet sprinkler,Fire alarm,5 Year Sprinkler,Deluge,Preaction,Commercial Hood Suppression System A&E Security / PO Box 179 835 NE Hwy 99W MCMINNVILLE, OR 97128 503-472-6439 / Fire Pump,Deluge,Fire and Smoke Damper,Standpipe,Dry sprinkler,Wet sprinkler,Private hydrant,Clean agent,Emergency Responder Radio Coverage System,Shaft Pressurization,Fire Door,Commercial Hood Suppression System,5 Year
	Claim 11	

Element	Claim Language	TEGRISFIRE™
11	The method of claim 10 further comprising: based upon the owner selecting the inspector, scheduling the inspector's inspection of the asset based upon the impending deadline, the inspector's availability, and the asset availability.	The Owner can select the inspection company and schedule the inspector to conduct the inspection on or before the inspection due date.
	Claim 12	

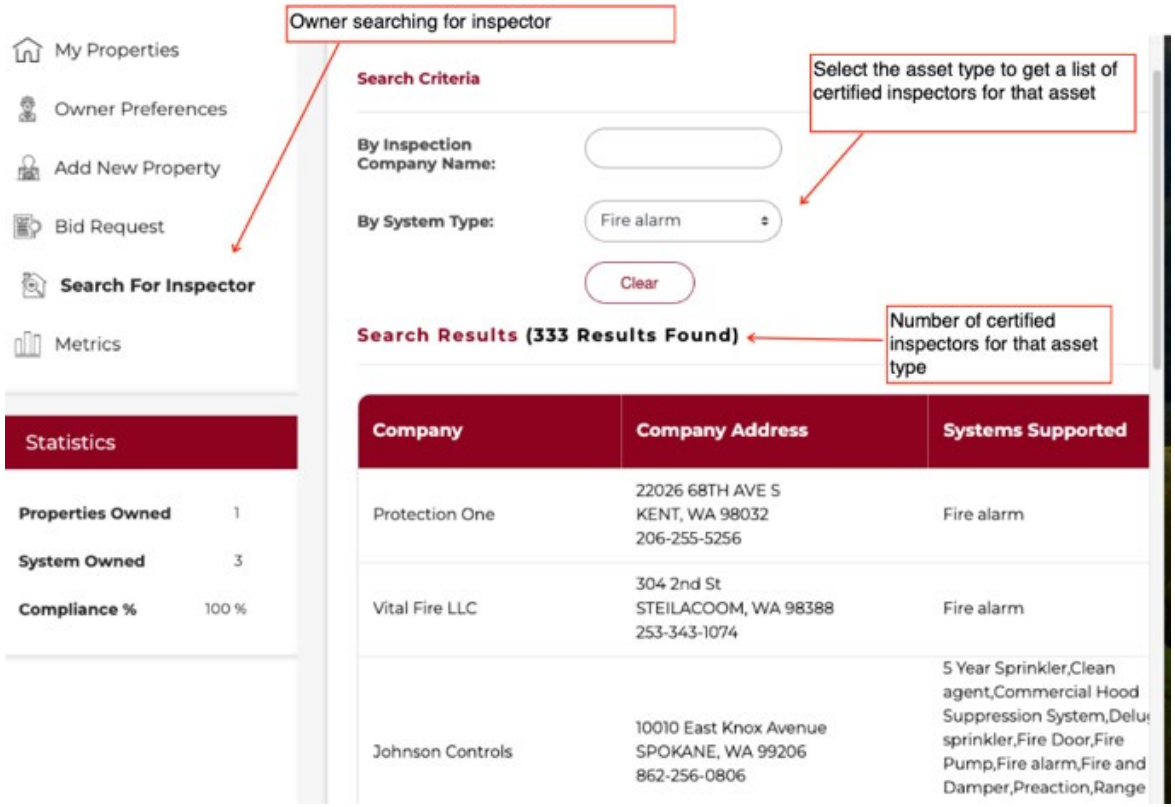

Element	Claim Language	TEGRISFIRE™
12	The method of claim 8 wherein the compiling the report includes: receiving, from the inspector, photographs of the asset or components of the asset; and storing the photographs in association with the asset and the date of the inspection.	TF compiles the reports after receiving from the inspector photographs of the assets or components. TF stores that information in association with the asset and the date of the inspection. Report that has been reviewed by the AHJ and stores information RANGE HOOD CLEANING INSPECTION REPORT (One System Per Report) Report Number: 308540 ☑ Service/Test Conducted ☐ Pre-Acceptance Test Today's Date: 04-09-2024 Inspected Date: 04-24-2023 Due Date: 02-16-2022 Inspection Frequency : Semi Annual Inspected date and next inspection date System Location : Kitchen Coverage Area : Fryers, Cooking Equipment Certification Given : ☐ RED ☐ YELLOW ☐ WHITE PROPERTY CONTACT INFORMATION Occupant Information Bldg Name: ARBYS Address: 2441 S MAIERS RD MOSES LAKE,WA 98837 Responsible Person Name: PROPERTY MANAGER Address: Phone 509-765-0000 Email: skillion@usbeefcorp.com INSPECTION AND TESTING CONTRACTOR INFORMATION Contractor Information Company Name: Pressure Pro Inc. Phone: 509-624-4844 Address: 9611 N SUNDANCE DR SPOKANE WA, 99208 Email: andrea@pressureproinc.com State Contractor License #: Press 1831 Inspector/Tester Information Name: Bixx Kailey Phone#: 509-624-4844 CERTIFICATIONS State Certification: National/NICET: IKECA: 59763145

Element	Claim Language	TEGRISFIRE™
		INSPECTOR'S DECLARATION ☑ By checking here you are certifying, under penalty of perjury, that you are a valid agent of your company representing that the company maintains all the necessary licenses and/or certifications to perform this service for this system in this jurisdiction AND THAT the company has properly inspected this system consistent with state and local standards AND THAT the system has been properly tagged or labeled and the property owner or responsible person has been notified of the inspection results, the system status, and any corrective actions. **AUTHORITY SYSTEM INFORMATION** **VALIDATION PHOTOS** Three photos shall be attached to further provide documentation the commmercial hood is cleaned. The three photos shall show (1) the cleaned plenum space behind the filters, (2) a close-up of the changed fusible link at the hood duct opening and (3) a photo shall show the cleaned exterior fan assembly. All photos shall be jpeg format and limited to 1MB.  Pictures stored
	Claim 13	
13	The method of claim 8 wherein the noting the deficiencies further comprises: selecting a remedy deficiency deadline based upon the noted deficiency and the date of the	Once the AHJ agrees that an asset is deficient, TF sends a notification the next day containing the deficiency deadline the AHJ has determined. The AHJ can also note any other information about the deficiency on the notification.

Element	Claim Language	TEGRISFIRE™
	inspection; and storing in association with the asset a remedy deficiency deadline.	Mailing the next day after AHJ agrees it is deficincy Notification Date 04/02/2024 Burlington Fire Marshal 833 S Spruce St Burlington, WA 98233 Phone: (360) 757-6684 **DEFICIENCY NOTICE 1** **Property Access Code:** 9269SEA4987 Josh Bailey 923 POWELL AVE SW STE 101 RENTON, WA 98057 **For the following Property:** Furniture World 600 CASCADE MALL DR, BURLINGTON, WA 98233 Deadline the AHJ has determined Remarks made by AHJ This letter is to notify you that our records indicate you have one or more fire detection and/or fire suppression system(s) that have been found deficier and require your immediate attention. You are required by state law and local ordinance (International Fire Code , Section 901) to have all required fir systems tested, maintained, and fully functional at all times. **IMPORTANT** - All system deficiencies shall be scheduled for maintenance or repair with your service provider within two weeks; please email the Fire Marshals Office at support@tegrisfire.com to advise us of the scheduled repair date. If you have not complied within two weeks the Fire Marshal may visit your site to address this life safety hazard. The Fire Marshal is requiring specific action, as shown on the table below, to be taken to correct the fire code deficiencies. **CORRECTIONS REQUIRED** System: Wet sprinkler; Location: SW Corner of Building #2; Coverage: East System; Deficiencies Found: Main drain has excessive leak at 90 degree elbow closest to backflow; Authority Remarks: System must be maintained to NFPA 25 standards
	Claim 14	
14	The method of claim 13 further comprising receiving bids to perform a suitably compliant remedy of the deficiency from	If the Owner wants to find an inspection company that can repair the deficiency or put the deficiency out for bid, the owner can do that from their dashboard.

Element	Claim Language	TEGRISFIRE™
	a group of qualified contractors; and presenting to the owner a compilation of the bids for selection of a contractor to remedy the deficiency.	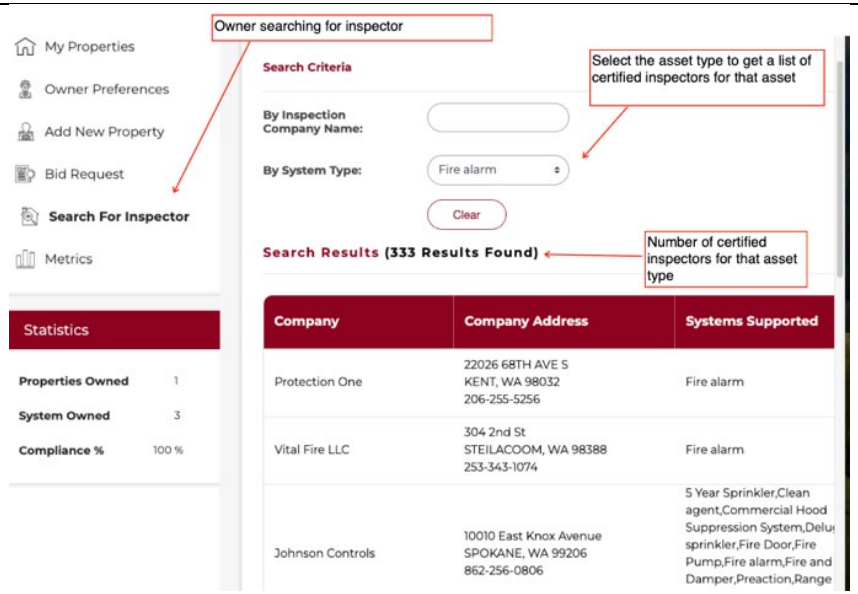 TF lists the qualified contractors that the owner may contact directly or the asset can be put out to bid.
	Claim 15	
15	The method of claim 14 further comprising: based upon the owner selecting the contractor, scheduling the contractor to remedy the deficiency based upon the	The Owner can schedule the qualified inspection/repair company to remedy the deficiency based on the AHJ's deadline.

Element	Claim Language	TEGRISFIRE™
	remedy deficiency deadline, the contractor's availability, and the asset availability.	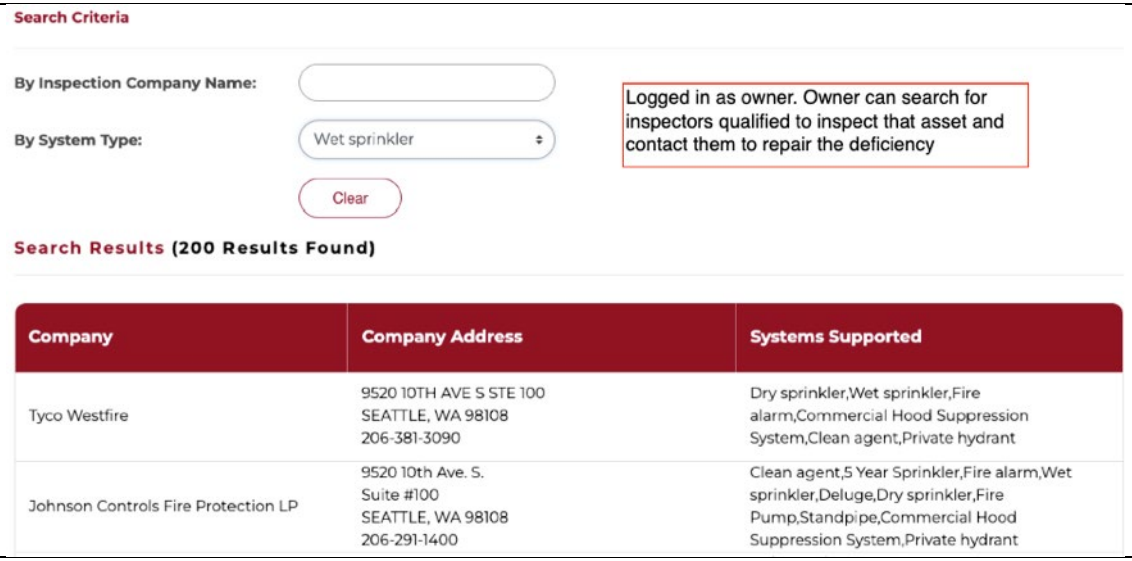
16	The method of claim 8 further comprising: compiling compliance report including the noted deficiency.	Upon completion of the re-inspection and repair of the deficiency, TF compiles the updated information and automatically compiles an updated compliance report. Once the repair is noted as repaired and no longer deficient TF will store that information and show that the system is now compliant. 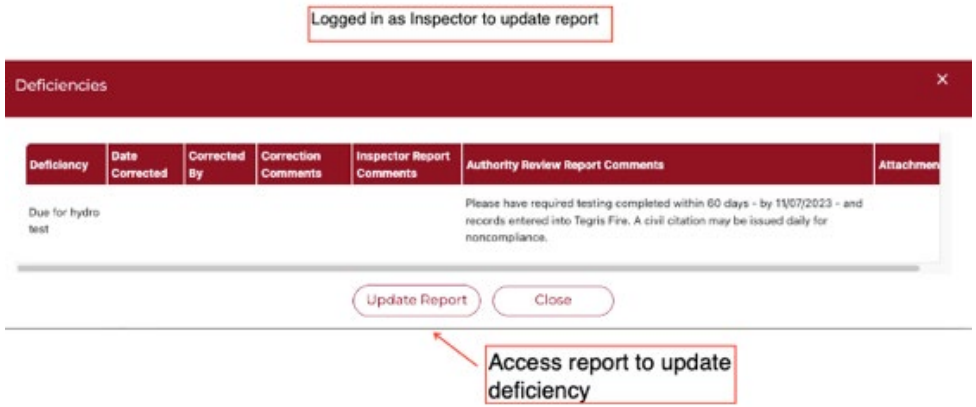

Element	Claim Language	TEGRISFIRE™
		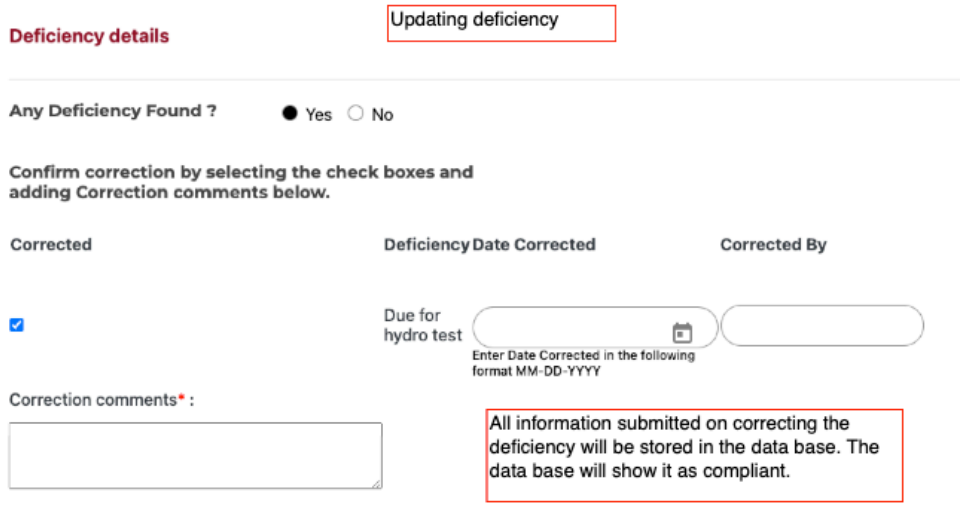 Example of a report that shows what inspection company and inspectors are reporting deficiencies.
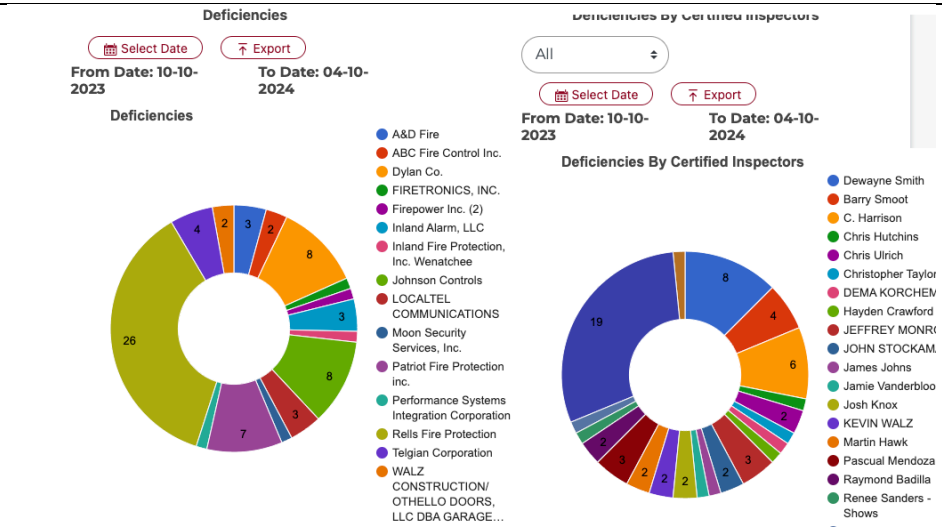
Element	Claim Language	TEGRISFIRE™