Multimedia Messaging Service
Client Transactions
Version 1.2

Candidate Version 16-Sept-2003

Open Mobile Alliance
OMA- MMS-CTR-v1_2-20030916-C

© 2003 Open Mobile Alliance Ltd. All Rights Reserved.
Used with the permission of the Open Mobile Alliance Ltd. under the terms as stated in this document.

[OMA-Template-Spec-20030824]

IPR2023-01271
EX2005

Use of this document is subject to all of the terms and conditions of the Use Agreement located at http://www.openmobilealliance.org/UseAgreement.html.

Unless this document is clearly designated as an approved specification, this document is a work in process, is not an approved Open Mobile Alliance™ specification, and is subject to revision or removal without notice.

You may use this document or any part of the document for internal or educational purposes only, provided you do not modify, edit or take out of context the information in this document in any manner. Information contained in this document may be used, at your sole risk, for any purposes. You may not use this document in any other manner without the prior written permission of the Open Mobile Alliance. The Open Mobile Alliance authorizes you to copy this document, provided that you retain all copyright and other proprietary notices contained in the original materials on any copies of the materials and that you comply strictly with these terms. This copyright permission does not constitute an endorsement of the products or services. The Open Mobile Alliance assumes no responsibility for errors or omissions in this document.

Each Open Mobile Alliance member has agreed to use reasonable endeavors to inform the Open Mobile Alliance in a timely manner of Essential IPR as it becomes aware that the Essential IPR is related to the prepared or published specification. However, the members do not have an obligation to conduct IPR searches. The declared Essential IPR is publicly available to members and non-members of the Open Mobile Alliance and may be found on the "OMA IPR Declarations" list at http://www.openmobilealliance.org/ipr.html. The Open Mobile Alliance has not conducted an independent IPR review of this document and the information contained herein, and makes no representations or warranties regarding third party IPR, including without limitation patents, copyrights or trade secret rights. This document may contain inventions for which you must obtain licenses from third parties before making, using or selling the inventions. Defined terms above are set forth in the schedule to the Open Mobile Alliance Application Form.

NO REPRESENTATIONS OR WARRANTIES (WHETHER EXPRESS OR IMPLIED) ARE MADE BY THE OPEN MOBILE ALLIANCE OR ANY OPEN MOBILE ALLIANCE MEMBER OR ITS AFFILIATES REGARDING ANY OF THE IPR'S REPRESENTED ON THE "OMA IPR DECLARATIONS" LIST, INCLUDING, BUT NOT LIMITED TO THE ACCURACY, COMPLETENESS, VALIDITY OR RELEVANCE OF THE INFORMATION OR WHETHER OR NOT SUCH RIGHTS ARE ESSENTIAL OR NON-ESSENTIAL.

THE OPEN MOBILE ALLIANCE IS NOT LIABLE FOR AND HEREBY DISCLAIMS ANY DIRECT, INDIRECT, PUNITIVE, SPECIAL, INCIDENTAL, CONSEQUENTIAL, OR EXEMPLARY DAMAGES ARISING OUT OF OR IN CONNECTION WITH THE USE OF DOCUMENTS AND THE INFORMATION CONTAINED IN THE DOCUMENTS.

© 2003 Open Mobile Alliance Ltd. All Rights Reserved.
Used with the permission of the Open Mobile Alliance Ltd. under the terms set forth above.

Contents

1. SCOPE **3**

2. REFERENCES **3**

2.1. NORMATIVE REFERENCES **3**
2.2. INFORMATIVE REFERENCES **3**

3. TERMINOLOGY AND CONVENTIONS **3**

3.1. CONVENTIONS **3**
3.2. DEFINITIONS **3**
3.3. ABBREVIATIONS **3**

4. INTRODUCTION **3**

5. INTRODUCTION TO MMS TRANSACTION MODEL **3**

5.1. MMBOX SUPPORT **3**
5.2. ERROR CONSIDERATIONS **3**
5.3. STREAMING RETRIEVAL **3**

6. MMS CLIENT TRANSACTIONS **3**

6.1. MMS CLIENT SENDING MESSAGE TO MMS PROXY-RELAY **3**
6.1.1. Transaction Flow 3
6.1.2. Error Considerations 3
6.2. 6.2 MMS PROXY-RELAY SENDING NOTIFICATION TO MMS CLIENT **3**
6.2.1. Transaction Flow 3
6.3. 6.3 MMS CLIENT RETRIEVING MESSAGE FROM MMS PROXY-RELAY **3**
6.3.1. Transaction Flow 3
6.3.2. Error Considerations 3
6.3.3. Clarifications 3
6.4. MMS CLIENT SENDING FORWARD REQUEST TO MMS PROXY-RELAY **3**
6.4.1. Transaction Flow 3
6.4.2. Error Considerations 3
6.5. MMS PROXY-RELAY SENDING DELIVERY REPORTS TO MMS CLIENT **3**
6.5.1. Transaction Flow 3
6.5.2. Error Considerations 3
6.5.3. Other Issues 3
6.6. READ REPORTS **3**
6.6.1. Multimedia Message Read Report 3
6.6.2. PDU Read Report 3
6.6.3. Transaction Flow 3
6.6.4. Error Considerations 3
6.6.5. Other Issues 3
6.7. MMS CLIENT SENDING REQUEST TO STORE OR UPDATE A MM IN MMBOX TO MMS PROXY-RELAY **3**
6.7.1. Transaction Flow 3
6.7.2. Error Considerations 3
6.8. MMS CLIENT REQUESTING INFORMATION ABOUT MM IN MMBOX FROM MMS PROXY-RELAY **3**
6.8.1. Transaction Flow 3
6.8.2. Error Considerations 3
6.9. MMS CLIENT UPLOADING A MM TO THE MMBOX **3**
6.9.1. Transaction Flow 3
6.9.2. Error Considerations 3
6.10. MMS CLIENT DELETING A MM FROM THE MMBOX **3**
6.10.1. Transaction Flow 3
6.10.2. Error Considerations 3
6.11. MAINTAINING THE MM STATE AND MM FLAGS **3**
6.11.1. MM State 3
6.11.2. MM Flags 3
6.12. SECURITY CONSIDERATIONS **3**

© 2003 Open Mobile Alliance Ltd. All Rights Reserved.
Used with the permission of the Open Mobile Alliance Ltd. under the terms as stated in this document.
[OMA-Template-Spec_20030210]
IPR2023-01271
EX2005

7. TERMINAL CAPABILITY NEGOTIATION 3
7.1. MMS ATTRIBUTES IN OTHER COMPONENTS OF THE UAPROF SCHEMA 3
7.2. SUMMARY OF THE MMS CHARACTERISTICS COMPONENT 3
8. BINDING TO TRANSPORT PROTOCOLS 3
8.1. BINDING WHEN MMS CLIENT USES WSP BASED STACK 3
8.1.1. Sending an MM 3
8.1.2. Notification 3
8.1.3. Retrieving an MM 3
8.1.4. Delivery Report 3
8.1.5. Read Report 3
8.1.6. Forward Without Download 3
8.1.7. Store-Update MM in MMBox 3
8.1.8. Viewing MM Infromation from MMBox 3
8.1.9. Uploading MM to MMBox 3
8.1.10. Deleting MM from MMBox 3
8.2. BINDING WHEN MMS CLIENT USES HTTP BASED STACK 3
8.2.1. Sending an MM 3
8.2.2. Notification 3
8.2.3. Retrieving an MM 3
8.2.4. Delivery Report 3
8.2.5. Read Report 3
8.2.6. Forward Without Download 3
8.2.7. Store-Update MM in MMBox 3
8.2.8. Viewing MM Infromation from MMBox 3
8.2.9. Uploading MM to MMBox 3
8.2.10. Deleting MM from MMBox 3
8.3. URI SCHEMES 3
8.3.1. The http URI Scheme 3
8.3.2. The https URI Scheme 3
APPENDIX A. STATIC CONFORMANCE REQUIREMENTS (NORMATIVE) 3
APPENDIX B. UAPROF SCHEMA FOR MMS CHARACTERISTICS 3
APPENDIX C. RELATIONSHIP TO 3GPP MMS SPECIFICATIONS 3
APPENDIX D. CHANGE HISTORY (INFORMATIVE) 3

© 2003 Open Mobile Alliance Ltd. All Rights Reserved.
Used with the permission of the Open Mobile Alliance Ltd. under the terms as stated in this document.

IPR2023-01271
EX2005

1. Scope

The Wireless Application Protocol (WAP) is a result of continuous work to define an industry-wide specification for developing applications that operate over wireless communication networks. The scope for the WAP Forum is to define a set of specifications to be used by service applications. The wireless market is growing very quickly, and reaching new customers and services. To enable operators and manufacturers to meet the challenges in advanced services, differentiation and fast/flexible service creation WAP Forum defines a set of protocols in transport, security, transaction, session and application layers. For additional information on the WAP architecture, please refer to "*Wireless Application Protocol Architecture Specification"* [WAPARCH].

Multimedia Messaging Service (MMS) is a system application by which a WAP client is able to provide a messaging operation with a variety of media types. The service is described in terms of actions taken by the WAP MMS Client and its service partner, the MMS Proxy-Relay, a device that operates as a WAP Origin Server for this specialised service. This specification defines the operational flow of the MMS Protocol Data Units (PDUs) that transit between the MMS Client and the MMS Proxy-Relay. The format of the specific PDUs is described in the "*WAP MMS Encapsulation Protocol*" [MMSENCAPS].

This document is part of the WAP MMS version 1.2 specification suite and complies with the requirements and service behaviours described in the technical specifications of the 3rd Generation Partnership Project (3GPP). These include the service aspects of MMS and the functional description of MMS which are contained in [TS23140].

For information about the MMS Architecture, the reader is advised to become familiar with the "*WAP MMS Architecture Overview*" [MMSARCH].

© 2003 Open Mobile Alliance Ltd. All Rights Reserved.
Used with the permission of the Open Mobile Alliance Ltd. under the terms as stated in this document.

IPR2023-01271
EX2005

2. References

2.1. Normative References

[3GPP26234] "Transparent end-to-end Packet-switched Streaming Service (PSS); Protocols and codecs", Third Generation Partnership Project, 3GPP TS 26.234, URL: http://www.3gpp.org

[CREQ] "Specification of WAP Conformance Requirements". Open Mobile Alliance™. WAP-221-CREQ-20010425-a. URL: http://www.openmobilealliance.org

[MMSENCAPS] "MMS Encapsulation Protocol", OMA-WAP-MMS-ENC-v1_2-20030112-d, Open Mobile Alliance. URL: http://www.openmobilealliance.org.

[MMSCONF] "OMA MMS Conformance Document", OMA-MMS-CONF, Open Mobile Alliance,. URL: http://www.openmobilealliance.org

[PUSHMSG] "Wireless Application Protocol, Push Message Specification", WAP-251-PushMessage, WAP Forum, 25-April-2001. URL: http://www.openmobilealliance.org

[PUSHOTA] "Wireless Application Protocol, Push OTA Protocol", WAP-235-PushOTA, WAP Forum, 25-April-2001. URL: http://www.openmobilealliance.org

[PUSHPAP] "Wireless Application Protocol, Push Access Protocol Specification", WAP-247-PAP, WAP Forum, 29-April-2001. URL: http://www.openmobilealliance.org

[RFC1766] "Tags for the Identification of Languages", H. Alvestrand, March 1995. URL: http://www.ietf.org/rfc/rfc1766.txt

[RFC2045] "Multipurpose Internet Mail Extensions (MIME) Part One: Format of Internet Message Bodies", N. Freed, N. Borenstein, November 1996. URL: http://www.ietf.org/rfc/rfc2045.txt

[RFC2119] "Key words for use in RFCs to Indicate Requirement Levels". S. Bradner. March 1997. URL:http://www.ietf.org/rfc/rfc2119.txt

[RFC2234] "Augmented BNF for Syntax Specifications: ABNF". D. Crocker, Ed., P. Overell. November 1997. URL:http://www.ietf.org/rfc/rfc2234.txt

[RFC 2387] "The MIME Multipart/related content type", Levinson E., August 1998. URL: http://www.ietf.org/rfc/rfc2387.txt

[RFC2396] "Uniform Resource Identifiers (URI): Generic Syntax", Berners-Lee T., Fielding R., Masinter L., August 1998. URL: http://www.ietf.org/rfc/rfc2396.txt

[RFC2616] "Hypertext Transfer Protocol HTTP/1.1", Fielding R., Gettys J., Mogul J., Frystyk H., Masinter L., Leach P., Berners-Lee T., June 1999. URL: http://www.ietf.org/rfc/rfc2616.txt

[RFC2817] "Upgrading to TLS Within HTTP/1.1", R. Khare et al., May 2000. URL: http://www.ietf.org/rfc/rfc2817.txt

[UAPROF] "Wireless Application Protocol, User Agent Profile", WAP-248-UAProf, WAP Forum, 30-May-2001. URL: http://www.openmobilealliance.org

[WAPWSP] "Wireless Application Protocol, Wireless Session Protocol Specification", WAP-203-WSP-20000504-a, WAP Forum™. URL: http://www.openmobilealliance.org.

[WDP] "Wireless Application Protocol, Wireless Datagram Protocol", WAP-259-WDP, WAP Forum, 14-June-2001. URL: http://www.openmobilealliance.org

[WP-HTTP] "Wireless Application Protocol, Wireless Profiled HTTP", WAP-229-HTTP, WAP Forum, 29-March-2001. URL: http://www.openmobilealliance.org

[WP-TCP] "Wireless Application Protocol, Wireless Profiled TCP", WAP-225-TCP, WAP Forum, 31-March-2001. URL: http://www.openmobilealliance.org

[WP-TLS] "Wireless Application Protocol, TLS Profile and Tunneling", WAP-219-TLS, WAP Forum, 11-April-2001. URL: http://www.openmobilealliance.org

[WTLS] "Wireless Application Protocol, Wireless Transport Layer Security Specification", WAP-261-WTLS, WAP Forum, 6-April-2001. URL: http://www.openmobilealliance.org

© 2003 Open Mobile Alliance Ltd. All Rights Reserved.
Used with the permission of the Open Mobile Alliance Ltd. under the terms as stated in this document.

IPR2023-01271
EX2005

[WTP] "Wireless Application Protocol, Wireless Transaction Protocol", WAP-224-WTP, WAP Forum, 10-July-2001. URL: http://www.openmobilealliance.org

2.2. Informative References

[3G2VID] 3GPP2 S.R0021: "Video Streaming Services – Stage 1"

[MMSARCH] "MMS Architecture Overview OMA- MMS-ARCH-v1_2-20030611-D, Open Mobile Alliance. URL: http://www.openmobilealliance.org.

[PSSCOD] 3GPP TS 26.234 Rel-5: "Packet-switched Streaming Service (PSS); Protocols and Codecs".

[PSSGEN] 3GPP TS 26.233 Rel-5: "Packet-switched Streaming Service (PSS); General Description".

[PUSHARCH] "Wireless Application Protocol, Push Architecture Overview", WAP-250-PushArchOverview, WAP Forum, 3-July-2001. URL: http://www.openmobilealliance.org

[TS22140] "Multimedia Messaging Service: Service aspects; Stage 1", 3rd Generation Partnership Project TS 22.140 Rel-5. URL: http://www.3gpp.org/ftp/Specs/

[TS23140] "Multimedia Messaging Service: Functional description; Stage 2", 3rd Generation Partnership Project TS 23.140 Rel-5. URL: http://www.3gpp.org/ftp/Specs/

[WAPARCH] "Wireless Application Protocol, Architecture Specification", WAP-210-WAPArch, WAP Forum, 12-July-2001. URL: http://www.openmobilealliance.org

© 2003 Open Mobile Alliance Ltd. All Rights Reserved.
Used with the permission of the Open Mobile Alliance Ltd. under the terms as stated in this document.

IPR2023-01271
EX2005

3. Terminology and Conventions

3.1. Conventions

The key words “MUST”, “MUST NOT”, “REQUIRED”, “SHALL”, “SHALL NOT”, “SHOULD”, “SHOULD NOT”, “RECOMMENDED”, “MAY”, and “OPTIONAL” in this document are to be interpreted as described in [RFC2119].

All sections and appendixes, except “Scope” and “Introduction”, are normative, unless they are explicitly indicated to be informative.

3.2. Definitions

This section introduces a terminology that will be used throughout this document.

Forwarding MMS Client

An MMS Client forwarding an MM to another recipient without prior download.

Multimedia Messaging Service (MMS)

A system application by which a WAP client is able to provide a messaging operation with a variety of media types.

MMBox

Network storage associated with a user into which MMs, along with an MM State and MM Flags, may be stored, retrieved from, or deleted.

MM Flags

List of zero, one, or more keyword flags, defined by the MMS Client, associated with the MM.

MM State

The state of an MM within the MM Mailbox, as one of several, mutually exclusive, enumerated values.

MMS Client

The MMS service endpoint located on the WAP client device.

MMS Proxy-Relay

A server which provides access to various messaging systems. If the MMS Proxy-Relay operates as a WAP origin server it may be able to utilise features of the WAP system.

MMS Server

A server that provides storage and operational support for the MMS service.

MMS_M Link

The interface between the MMS Client and its service partner, the MMS Proxy-Relay.

Terminal

A WAP client device.

Transaction

One or more PDU exchanges that collectively are considered logically separate from other PDU exchanges.

WAP Origin Server

A server that can deliver appropriate content upon request from a WAP client.

© 2003 Open Mobile Alliance Ltd. All Rights Reserved.
Used with the permission of the Open Mobile Alliance Ltd. under the terms as stated in this document.
[OMA-Template-Spec_20030124]
IPR2023-01271
EX2005

3.3. Abbreviations

Email	Electronic mail
HTTP	HyperText Transfer Protocol
IANA	Internet Assigned Numbers Authority
ID	Identifier
MIME	Multipurpose Internet Mail Extensions
MM	Multimedia Message
MMS	Multimedia Messaging Service
OTA	Over The Air
PDF	Portable Document Format
PEP	Performance Enhancing Proxy
PDU	Protocol Data Unit
PGP	Push Proxy Gateway
RDF	Resource Description Format
RFC	Request For Comments
TCP	Transmission Control Protocol
TLS	Transport Layer Security
UAProf	User Agent Profile
URI	Uniform Resource Identifier
WAP	Wireless Application Protocol
WSP	Wireless Session Protocol
WTLS	Wireless Transport Layer Security
XML	eXtensible Markup Language

© 2003 Open Mobile Alliance Ltd. All Rights Reserved.
Used with the permission of the Open Mobile Alliance Ltd. under the terms as stated in this document.

IPR2023-01271
EX2005

4. Introduction

This section is informative.

The Multimedia Messaging Service (MMS) is intended to provide non-real-time messaging services to consumers utilising WAP technologies. It is an application level service that fits into the current WAP architecture. The following figure shows the general MMS Architecture.

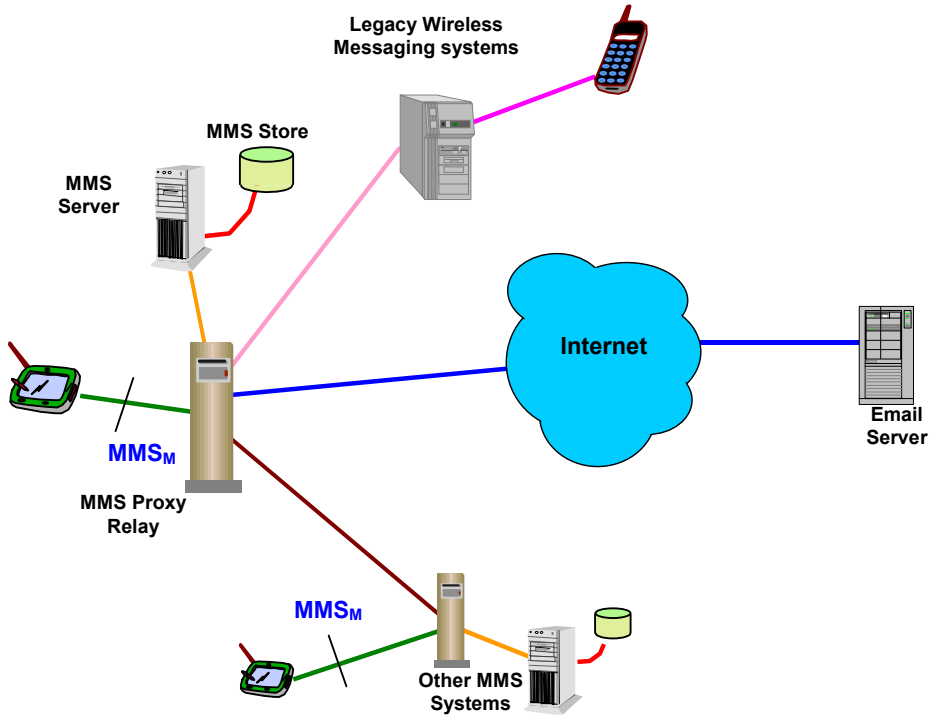

Figure 1. MMS Network Diagram with MMS Client to MMS Proxy-Relay Link Highlighted

The MMS client transactions described by this document take place on the interface labelled MMS_M in the preceding diagram.

The following figures present an amplified view of the MMS_M link. It is built on top of the WAP architecture, which permits several possible protocol stack configurations. In its role as an application, MMS provides for the delivery and services related to messaging and the data schemes that will permit presentation methods that provide for the multimedia user experience. These presentation methods are separate from MMS.

© 2003 Open Mobile Alliance Ltd. All Rights Reserved.
Used with the permission of the Open Mobile Alliance Ltd. under the terms as stated in this document.

IPR2023-01271
EX2005

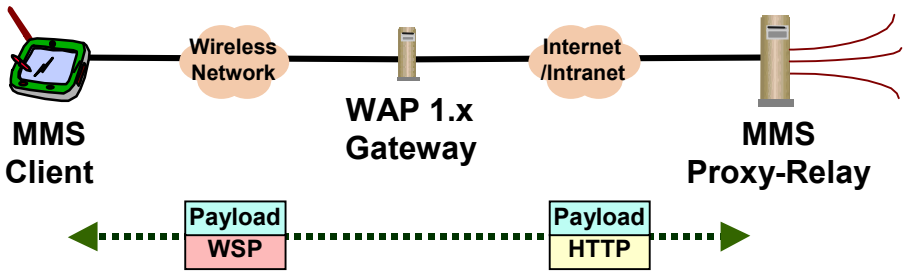

Figure 2. Implementation of MMS_M Interface Using WAP 1.x Gateway

This figure includes a few items that need to be described. The MMS Proxy-Relay is the network entity that interacts with the user mailbox and is responsible for initiating the notification process to the MMS Client. The WAP 1.x Gateway provides standard WAP services needed to implement MMS in the original WAP architecture, these include: WSP invocation of HTTP methods, see [WAPWSP]; WAP PUSH services, see [PUSHARCH]; OTA security, see [WTLS]; and, Capability Negotiations, see [UAPROF].

The above figure also shows a payload that is carried by WSP and HTTP. This payload represents the MMS application layer PDUs, which are described in the MMS Message Encapsulation [MMSENCAPS] document. It is expected that this data will be transported in its entirety between the MMS Proxy-Relay and the MMS Client.

In a different architectural configuration HTTP is used to carry MMS PDUs directly between the MMS Client and the MMS Proxy-Relay, and a gateway is only needed for push functionality. The following figure outlines such an implementation of MMS_M; note that the gateway needed for push services is omitted from the figure. Also note that a PEP may be included in the MMS_M link to provide performance enhancements, as described in [WAPARCH].

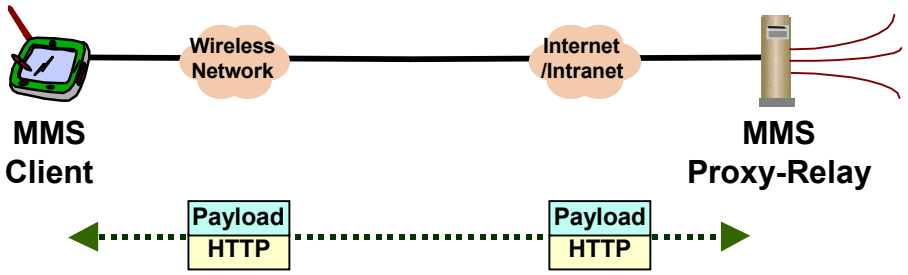

Figure 3. Implementation of MMS_M Interface Using HTTP Based Protocol Stack

The MMS application layer is the same in the different architectural configurations; the differences are contained in the two transport stacks, i.e., the WSP based protocol stack and the HTTP based protocol stack. The bindings of the MMS PDUs to these protocol stacks are defined in section 8.

This description does not address issues related to the movement or acquisition of MMs beyond the MMS Proxy-Relay as these are outside the scope of the MMS_M link.

© 2003 Open Mobile Alliance Ltd. All Rights Reserved.
Used with the permission of the Open Mobile Alliance Ltd. under the terms as stated in this document.
[OMA-Template-Spec-20030124]
IPR2023-01271
EX2005

5. Introduction to MMS Transaction Model

This section is informative.

The MMS service is realised by the invocation of transactions between the MMS Client and the MMS Proxy-Relay. These transactions include information and affect state changes on these devices. This section introduces example transaction flows and section 6 describes each individual, logically separate transaction in more detail.

The general transaction flows on MMS_M for sending, retrieving and forwarding MMs do not depend on what type of client the MM is sent to, received from, or forwarded to. The other endpoint for the MM may be another MMS Client served by the same or another MMS Proxy-Relay, it may be a client on a legacy wireless messaging system, or it may be an e-mail server.

The following four figures provide general views of the MMS_M transactions needed for: 1) an MMS Client to send an MM and receive back a resulting delivery notice; 2) an MMS Client to perform immediate retrieval of a new MM; 3) an MMS Client to perform deferred retrieval of a new MM; and, 4) an MMS Client to perform forwarding of an MM located at the MMS Proxy-Relay. The arrow labels in the following figures indicate the MMS PDUs exchanged during transactions. These PDUs are defined in detail in [MMSENCAPS].

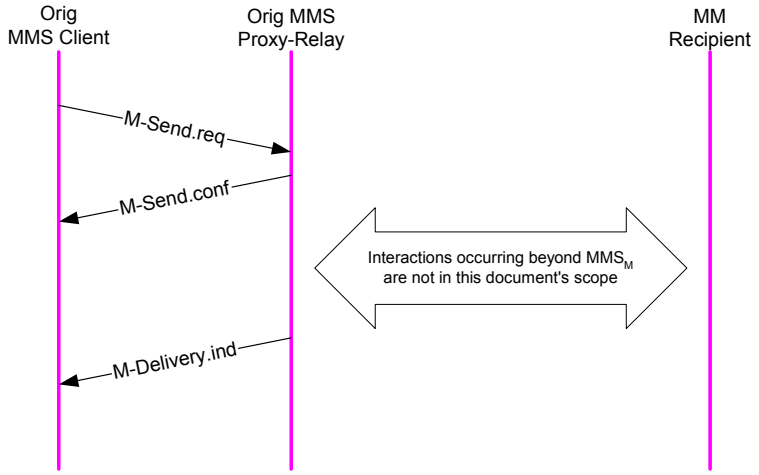

Figure 4. Example MMS_M Transaction Flow – Sending

A receiving MMS Client is said to perform immediate retrieval of a new MM when it retrieves the data from the MMS Proxy-Relay before acknowledging the message notification.

© 2003 Open Mobile Alliance Ltd. All Rights Reserved.
Used with the permission of the Open Mobile Alliance Ltd. under the terms as stated in this document.

IPR2023-01271
EX2005

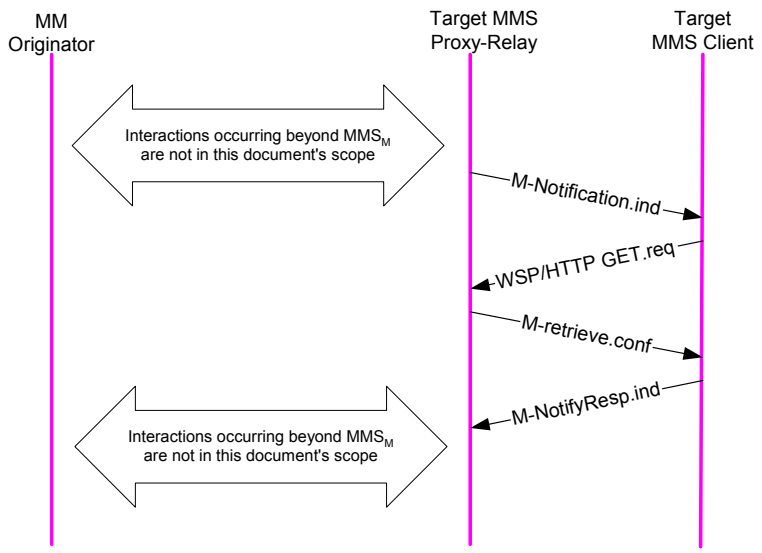

Figure 5. Example MMS$_M$ Transaction Flow – Immediate Retrieval

A receiving MMS Client is said to perform deferred retrieval of a new MM when it first acknowledges the notification and at some later point retrieves the message from the MMS Proxy-Relay.

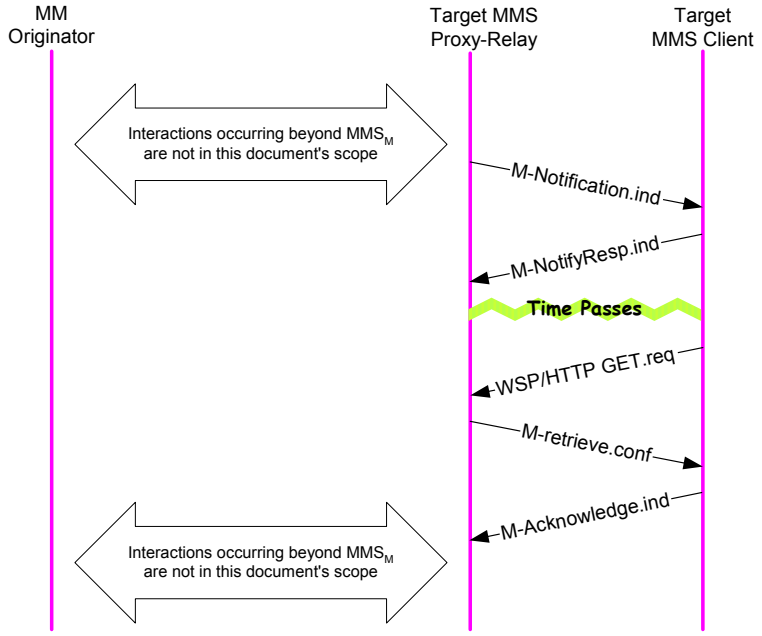

Figure 6. Example MMS$_M$ Transaction Flow – Deferred Retrieval

If both endpoints for the MM exchange are MMS Clients, the MMS$_M$ interface is involved both when the originating MMS Client sends the MM to the originating MMS Proxy-Relay and when the target MMS Client retrieves the MM from the target MMS Proxy-Relay. The following figure shows an example where both endpoints are MMS Clients and deferred retrieval is used.

© 2003 Open Mobile Alliance Ltd. All Rights Reserved.
Used with the permission of the Open Mobile Alliance Ltd. under the terms as stated in this document.

IPR2023-01271
EX2005

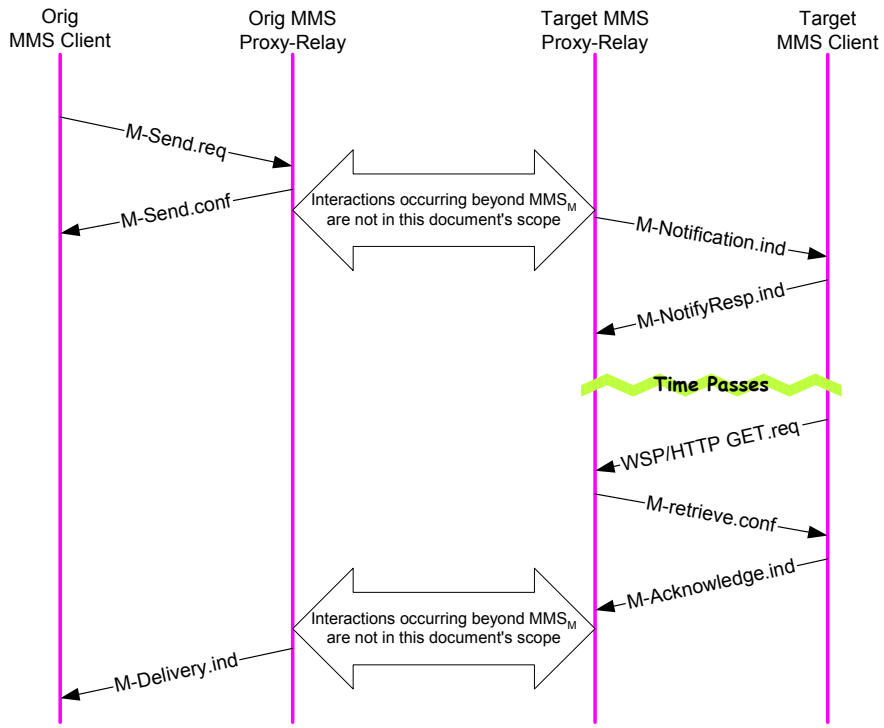

Figure 7. Example MMS Transaction Flow – Deferred Retrieval

A receiving MMS Client can request an MM located at the MMS Proxy-Relay to be forwarded to other recipients. A receiving MMS Client is said to perform deferred forwarding of an MM when it first acknowledges the notification and at some later point requests the MMS Proxy-Relay to forward the MM.

© 2003 Open Mobile Alliance Ltd. All Rights Reserved.
Used with the permission of the Open Mobile Alliance Ltd. under the terms as stated in this document.

IPR2023-01271
EX2005

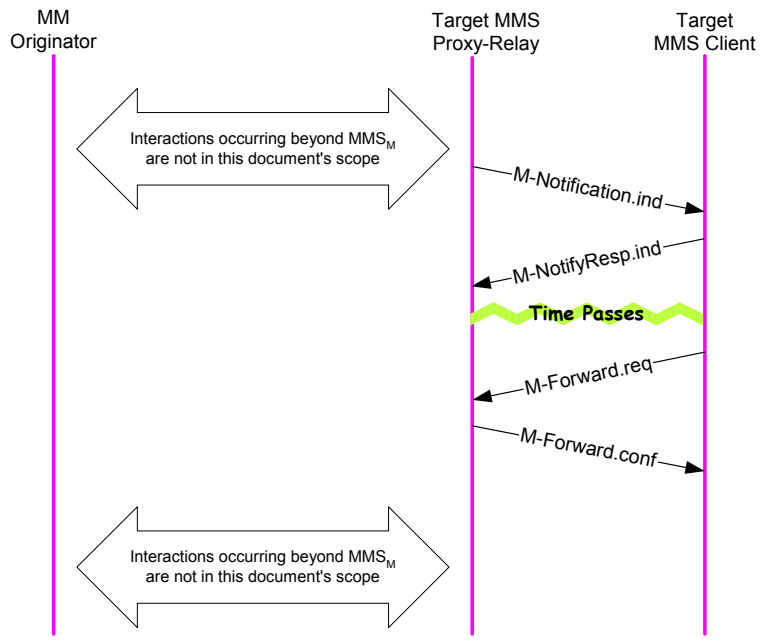

Figure 8. Example MMS$_M$ Transaction Flow – Deferred Forwarding

A receiving MMS Client is said to perform immediate forwarding of an MM when it completes a forwarding transaction with the MMS Proxy-Relay before acknowledging the message notification. Other transaction flows further include retrieval of the MM in reaction to the notification.

As can be seen in these examples, several PDU exchanges occur on MMS$_M$. These PDU exchanges can be considered to form the following logically separate transactions:

- MMS Client Sending Message to MMS Proxy-Relay
- MMS Proxy-Relay Sending Notification to MMS Client
- MMS Client Retrieving Message from MMS Proxy-Relay
- MMS Client Sending Forward Request to MMS Proxy-Relay
- MMS Proxy-Relay Sending Delivery Report to MMS Client

These transactions are described in more detail in section 6.

5.1. MMBox Support

Support for an MMBox is an optional feature of both the MMS Client and MMS Proxy-Relay. The MMBox may be used to store all or some of the MM that arrive for the particular MMS Client depending on user profiling or MMS Client actions. Issues related to profiling are outside the scope of this specification. The following four types of transactions support direct actions related to the MMBox:

- Store or update MM currently in the MMS Proxy-Relay into the MMBox (M-Mbox-Store.req, M-Mbox-Store.conf)
- View the contents of the MMBox (M-Mbox-View.req, M-Mbox-View.conf)

© 2003 Open Mobile Alliance Ltd. All Rights Reserved.
Used with the permission of the Open Mobile Alliance Ltd. under the terms as stated in this document.

IPR2023-01271
EX2005

- Upload an MM that is currently on the MMS Client and store it into the MMBox (M-Mbox-Upload.req, M-Mbox-Upload.conf)
- Delete an MM from the MMBox (M-Mbox-Delete.req, M-Mbox-Delete.conf)

These transactions are described in more detail in section 6.

In addition, it may be possible to use optional parameters of the basic transactions, as described in the previous section, to –

- Save a copy of an MM in the MMBox parallel to sending it to a destination.
- Retrieve an MM from the MMBox
- Forward an MM that is stored in the MMBox to another MMS Client.

5.2. Error Considerations

Section 6 also contains general error considerations for each transaction. For more specific information, the reader is referred to the [MMSENCAPS] and [WAPWSP] documents. The [MMSENCAPS] document also contains considerations for the case where the MMS Client and the MMS Proxy-Relay implement different versions of the MMS_M protocol described here.

5.3. Streaming Retrieval

Streaming aspects are considered outside the scope of this document and are not further discussed, except for the following paragraph.

The contents of a multimedia message may be streamed down to the recipient terminal from the MMS Proxy-Relaymade available by the recipient MMS Proxy-Relay for streaming retrieval, as defined in [TS23140]. The recipient MMS Proxy-Relay may convert media types and/or formats of MM contents to make it available for streaming retrieval. The decision made by the recipient MMS Proxy-Relay on whether to use streaming or not when the MMS Client retrieves the MM is based on content of the MM and/or user settings/preferences and/or UAProf [UAPROF] capability negotiation and/or the capabilities of the MMS Proxy-Relay. If streaming retrieval is used, the streaming-specific protocols, codecs, presentation, file format, media adaptation, control, and session negotiation may be according to [PSSGEN], [PSSCOD] and [3G2VID]. The [TS23140] also defines the scope of [PSSGEN] and [PSSCOD] to be used for the streaming retrieval in MMS.

© 2003 Open Mobile Alliance Ltd. All Rights Reserved.
Used with the permission of the Open Mobile Alliance Ltd. under the terms as stated in this document.

IPR2023-01271
EX2005

6. MMS Client Transactions

This section is normative. It describes MMS transactions at the application layer. For normative information about MMS PDU binding to the underlying transport, please refer to section 8. The PDUs and header fields referred to in the following SHALL comply with the definitions in [MMSENCAPS].

6.1. MMS Client Sending Message to MMS Proxy-Relay

The process for a client to send a message is built on top of the `M-Send` transaction. It provides the mechanism for the MMS Client to submit an MM to the MMS Proxy-Relay and to get back information in response. The following Figure 9 gives an example of this transaction.

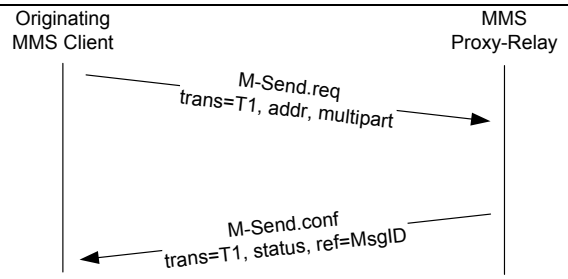

Figure 9. Example `MMS` Send Transaction

6.1.1. Transaction Flow

The MMS Client that wishes to send an MM SHALL include the MM in an `M-Send.req` and submit the resulting PDU to the MMS Proxy-Relay that supports the specific MMS Client.

The MMS Client SHALL compose a transaction ID for the submitted PDU. This transaction ID is used by the MMS Client and MMS Proxy-Relay to provide linkage between the originated `M-Send.req` and the response `M-Send.conf` PDUs. The value used for the transaction ID is determined by the MMS Client and no interpretation is expected by the MMS Proxy-Relay.

Upon receipt of the `M-Send.req` PDU, the MMS Proxy-Relay SHALL respond with an `M-Send.conf` PDU. This response PDU SHALL provide a status code for the requested operation. If the MMS Proxy-Relay is willing to accept the request to send the message, the status SHALL be '`ok`' and the PDU SHALL include a message-ID that MAY be used for following activities that need to refer to the specific sent MM (e.g. delivery reports).

If MMBox functionality is supported by the MMS Client and the MMS Client wishes to retain a copy of the MM in the MMBox parallel to sending the MM to its destinations, then this SHALL be indicated by using the optional `M-Send.req` header fields. If the MMS Proxy-Relay supports MMBox functionality then it SHALL store the MM in the MMBox with a MM State of "**Sent**", unless a MM State is specified by the MMS Client, and SHALL supply a [RFC2396] compliant URI that indicates the location of the saved MM in the MMBox.

6.1.2. Error Considerations

Various error cases may exist. These include network faults, server faults and service faults. For network faults (e.g. server not available) or server faults (e.g. bad path) the MMS Client SHALL receive an error indication that relates to

© 2003 Open Mobile Alliance Ltd. All Rights Reserved.
Used with the permission of the Open Mobile Alliance Ltd. under the terms as stated in this document.

IPR2023-01271
EX2005

the transport layer error that was detected. These errors MAY be recoverable (e.g. MMS Proxy-Relay down temporarily) or may be more permanent in nature. Strategies for recovery or retry are beyond the scope of this document to address.

Service errors are different. In these cases the MMS Proxy-Relay actually received the `M-Send.req` PDU and responds with an `M-Send.conf` PDU with the appropriate error code. If the MMS Client requested that the submitted MM be stored in the MMBox then this operation (of storing the MM) SHOULD be completed regardless of the success or failure of the sending of the MM to its destinations.

6.2. MMS Proxy-Relay Sending Notification to MMS Client

To inform an MMS Client that an MM is available and for it to return back information, a set of asynchronous PDUs, `M-Notification.ind` and `M-NotifyResp.ind`, are utilized. This provides the mechanism for the MMS Proxy-Relay to notify the MMS Client with certain factors about the new MM. This will let the MMS Client retrieve the MM.

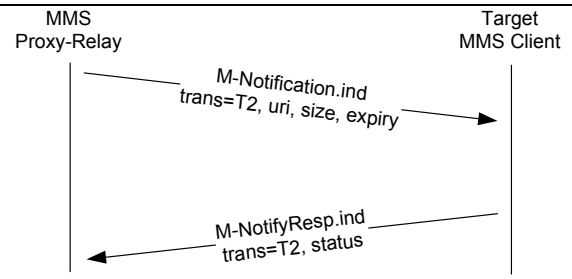

Figure 10. Example MMS Notification Transaction

6.2.1. Transaction Flow

The MMS Proxy-Relay SHALL utilise the `M-Notification.ind` PDU when it needs to inform the MMS Client that a message is available for delivery.

The information conveyed SHALL include an [RFC2396] compliant URI that will be used to actually retrieve the MM in a subsequent operation by the MMS Client. Additional information about the message (e.g. message size, expiry) may be used by the MMS Client to determine its behaviour. For example, the MMS Client may defer the retrieval of the MM until after a user confirmation if it exceeds a size threshold.

The MMS Proxy-Relay SHALL compose a transaction ID for the notification PDU. This transaction ID is used by the MMS Client and MMS Proxy-Relay to provide linkage between the originated `M-Notification.ind` and the response `M-NotifyResp.ind` PDUs. The value used for the transaction ID is determined by the MMS Proxy-Relay and no interpretation is expected by the MMS Client.

Upon receipt of the `M-Notification.ind` PDU, the MMS Client SHALL respond with an `M-NotifyResp.ind` PDU to the MMS Proxy-Relay that supports the specific MMS Client.

© 2003 Open Mobile Alliance Ltd. All Rights Reserved.
Used with the permission of the Open Mobile Alliance Ltd. under the terms as stated in this document.
[OMA-Template-Spec-20030210]
IPR2023-01271
EX2005

The **M-NotifyResp.ind** response PDU SHALL provide a message retrieval status code. The status '**retrieved**' SHALL be used only if the MMS Client has successfully retrieved the MM prior to sending the **NotifyResp.ind** response PDU.

6.3. MMS Client Retrieving Message from MMS Proxy-Relay

The operation for retrieval of the MM by the MMS Client from the MMS Proxy-Relay is built upon the normal WSP/HTTP **GET** functionality. Therefore, no new operation is actually defined. The message type for the PDU returned from the MMS Proxy-Relay to the MMS Client is **M-retrieve.conf**.

Delivery of the MM MAY be either before or after the **M-NotifyResp.ind** PDU, depending on immediate retrieval or deferred retrieval of MM respectively. The MMS Proxy-Relay MAY therefore decide to request an acknowledgement from the MMS Client to confirm successful retrieval in case of deferred retrieval. These variations are shown in Figure 11 and Figure 12 respectively.

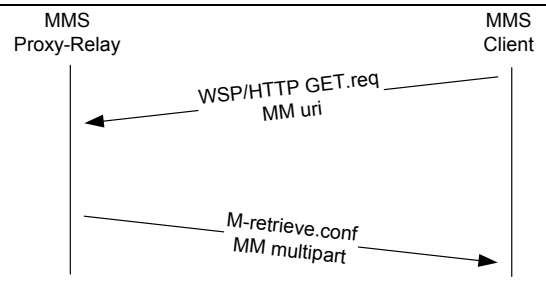

Figure 11. Example MMS Retrieval Transaction without Acknowledgement

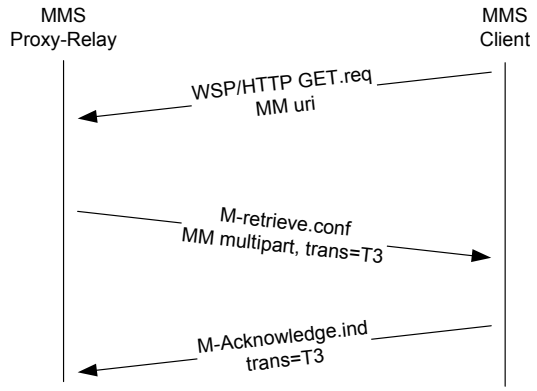

Figure 12. Example MMS Retrieval Transaction with Acknowledgement

6.3.1. Transaction Flow

The MMS Client SHALL initiate the retrieval activity by utilizing the URI that was delivered to it in the **M-Notification.ind** PDU using the normal WSP/HTTP **GET** method operation.

© 2003 Open Mobile Alliance Ltd. All Rights Reserved.
Used with the permission of the Open Mobile Alliance Ltd. under the terms as stated in this document.

IPR2023-01271
EX2005

The response PDU `M-retrieve.conf`, if successful, contains the MM. This PDU SHALL include MMS header fields providing additional information. This response PDU MAY provide a status code for the requested retrieval operation.

Depending on the MMS Proxy-Relay needs, the `M-retrieve.conf` response that it provides MAY request an acknowledgement to be generated by the MMS Client. The MMS Proxy-Relay MAY make this request based on whether or not it needs to provide a delivery notice back to the originator of the MM. Alternatively, it MAY make that request based upon an expectation that it would then be able to delete the MM from its own store. This decision is not a part of this transaction.

The MMS Proxy-Relay SHALL make this request for acknowledgement by including a transaction ID in the `M-retrieve.conf` PDU. This transaction ID is used by the MMS Client and MMS Proxy-Relay to provide linkage between the originated `M-retrieve.conf` and the response `M-Acknowledge.ind` PDUs. The value used for the transaction ID is determined by the MMS Proxy-Relay and no interpretation is expected by the MMS Client.

If an acknowledgement is requested, the MMS Client SHALL respond with an `M-Acknowledge.ind` PDU to the MMS Proxy-Relay that supports the specific MMS Client. The `M-Acknowledge.ind` PDU confirms successful message retrieval to the MMS Proxy Relay.

6.3.2. Error Considerations

If the URI can not be resolved, a network or server fault MAY be returned. For example, if the MMS Server deletes the MM from the store, making the requested MM unavailable, it is expected that the WSP/HTTP request will generate a 'Data Not Available' status code (e.g. 404). In this case, the lower level error would be returned.

Service/application level errors are different. In these cases, the MMS Proxy-Relay actually received the WSP/HTTP **GET** message and responds with an **M-retrieve.conf** PDU with the appropriate error code. The MMS Proxy-Relay SHALL not include the transaction ID in the **M-retrieve.conf** PDU for these error cases.

6.3.3. Clarifications

To some readers it may not appear consistent that the WSP/HTTP GET.req message is shown in Figure 11 and Figure 12 as this message belongs to a different protocol layer than the MMS PDUs. However, the figures are consistent in that they define the MMS Client Transactions in terms of the packets sent "across the wire" between peer entities (and not in terms of primitives, which are defined between layers in a protocol stack). The appearance of WSP/HTTP GET.req in the diagrams is not to be taken as a recommendation to bypass the implementation of layered protocols.

© 2003 Open Mobile Alliance Ltd. All Rights Reserved.
Used with the permission of the Open Mobile Alliance Ltd. under the terms as stated in this document.

IPR2023-01271
EX2005

6.4. MMS Client Sending Forward Request to MMS Proxy-Relay

The `M-Forward` transaction enables an MMS Client to request forwarding of an MM located at the MMS Proxy-Relay and to get back information in response. The following figure gives an example of this transaction.

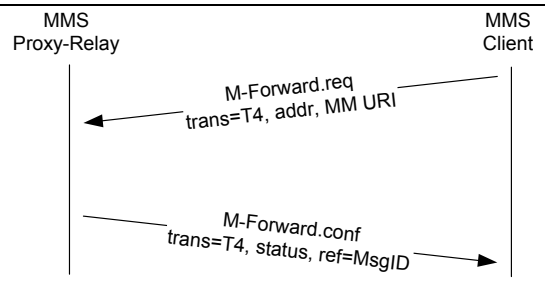

Figure 13. Example MMS Forward Transaction

6.4.1. Transaction Flow

Support of the MMS forward transaction is OPTIONAL for MMS Proxy-Relay and MMS Client. The following description applies when both entities support the forward transaction.

The MMS Client that intends to forward an MM located at the MMS Proxy-Relay SHALL send an `M-Forward.req` PDU to the MMS Proxy-Relay that supports the specific MMS Client. The message SHALL contain the URI of the MM to be forwarded which was conveyed to the MMS Client as part of the `M-Notification.ind` PDU. Additionally the `M-Forward.req` PDU SHALL contain the address of one or more recipients that the MM should be forwarded to.

The MMS Client SHALL compose a transaction ID and include it in the `M-Forward.req` PDU. This transaction ID is used by the MMS Client and MMS Proxy-Relay to provide linkage between the originated `M-Forward.req` PDU and the corresponding `M-Forward.conf` PDU. The value used for the transaction ID is determined by the MMS Client and no interpretation is expected by the MMS Proxy-Relay.

After reception of the `M-Forward.req` PDU, the MMS Proxy-Relay SHALL respond with an `M-Forward.conf` PDU. This response PDU SHALL provide a status code for the requested operation. If the MMS Proxy-Relay is willing to accept the request to forward the MM, the status SHALL be '`ok`' and the PDU SHALL include a message-ID that MAY be used for following activities that need to refer to the specific message forwarded (e.g. delivery reports).

If MMBox functionality is supported by the MMS Client and the MMS Client wishes to retain a copy of the MM in the MMBox parallel to forwarding the MM to its destinations, then this SHALL be indicated by using the optional `M-Forward.req` header fields. If the MMS Proxy-Relay supports MMBox functionality then it SHALL store the MM in the MMBox with a MM State of "**Forwarded**", unless a MM State is specified by the MMS Client, and SHALL supply a [RFC2396] compliant URI that indicates the location of the saved MM in the MMBox

The MMS forward transaction is logically independent to both the MMS notification transaction and the MMS retrieval transaction, i.e., the MMS Client SHALL react to an `M-Notification.ind` PDU by sending an `M-NotifyResp.ind`

© 2003 Open Mobile Alliance Ltd. All Rights Reserved.
Used with the permission of the Open Mobile Alliance Ltd. under the terms as stated in this document.

IPR2023-01271
EX2005

PDU before, during or after an optional MMS forward transaction. Furthermore the MMS Client MAY also react to an `M-Notification.ind` PDU by initiating a retrieval operation. This additional operation on the MM may be supported by the MMS Client and/or the MMS Proxy-Relay.

6.4.2. Error Considerations

Various error cases may exist. These include network faults, server faults and service faults. For network faults (e.g. server not available) or server faults (e.g. bad path) the MMS Client SHALL receive an error indication that relates to the transport layer error that was detected. These errors MAY be recoverable (e.g. MMS Proxy-Relay down temporarily) or may be more permanent in nature. Strategies for recovery or retry are beyond the scope of this document to address.

Service errors are different. In these cases the MMS Proxy-Relay actually received the `M-Forward.req` PDU and responds with either an `M-Forward.conf` PDU if it does support MMS forward transactions, or an **M-Send.conf PDU** if it does not support MMS forward transactions; in either case the appropriate error code SHALL be included in the response. If the MMS Client requested that the submitted MM be stored in the MMBox then this operation (of storing the MM) SHOULD be completed regardless of the success or failure of the forwarding of the MM to its destinations.

6.5. MMS Proxy-Relay Sending Delivery Reports to MMS Client

To permit the originating MMS Client to know when a message delivery has occurred the `M-Delivery.ind` PDU has been defined to provide that information. The `M-Delivery.ind` PDU originates at the MMS Proxy-Relay providing information to the MMS Client about the MM that was delivered. There is no associated response or acknowledgment PDU. The following **Error! Reference source not found.** shows an example of this transaction.

Figure 14. Example Delivery Report

6.5.1. Transaction Flow

The `M-Delivery.ind` PDU SHALL be sent by the MMS Proxy-Relay to the MMS Client to convey information about the status of a particular MM delivery that was performed. The MM is identified by the message-ID that was generated when the original message was submitted or forwarded. It also provides addressing information of the originally targeted entity.

If an MM was addressed to multiple entities, multiple `M-Delivery.ind` PDUs SHOULD be expected to be returned, one for each addressed entity.

6.5.2. Error Considerations

The `M-Delivery.ind` PDU is generated when the MMS Proxy-Relay is satisfied that it has sufficient information to declare that the MM was delivered or other status can be declared. As such, there may be cases where the MMS Proxy-

© 2003 Open Mobile Alliance Ltd. All Rights Reserved.
Used with the permission of the Open Mobile Alliance Ltd. under the terms as stated in this document.

IPR2023-01271
EX2005

Relay makes a decision about the delivery status that may be incorrect (e.g. timer expiry may generate an expiry notice but target MMS Client may actually retrieve MM if the read occurred before the MM was deleted).

There is no associated response or acknowledgment PDU defined for the `M-Delivery.ind` PDU. The success rate for transmittal of the `M-Delivery.ind` PDU is dependent upon the quality of service provided by the transport service(s) utilized.

6.5.3. Other Issues

A target MMS Client may, within an `M-NotifyResp.ind` PDU or an `M-Acknowledge.ind` PDU, request denial of an originator's request for delivery notification. Therefore, an MMS Client SHOULD NOT expect to receive all the delivery reports that it may have requested.

6.6. Read Reports

There are two ways of handling Read Reports, either in the form of an MM or in the form of a PDU designed for that purpose. If the MMS Client is of higher version than 1.0 and if it supports read reporting it MUST also support the handling of Read Report PDUs.

6.6.1. Multimedia Message Read Report

When the originating MMS Client requests a Read Report for an MM, the receiving MMS Client MAY send a Read Report back to it. This report MAY be sent and delivered as a regular MM using the mechanisms described in this section.

To permit a user to determine that an MM is a Read Report, a few fields can be used to provide that information:

- The subject field should be copied from the original, prepending a 'Read:' to the text.
- The Message-ID of the original message is available and should be included in the message body.
- The body of the message may provide information about the read action or status.

The following is an example of a Read Report MM. It is in response to an MM that user A had sent to user B:

```
From:    B
To:      A
Sent:    Friday, January 21, 2000 1:50 PM
Subject: Read: My Message
Your message

    To:         B
    Subject:    My Message
    Message-ID: <200002211806.MAA26265@mail1.domain.com>
    Sent:       1/21/2000 1:29 PM

was read on 1/21/2000 1:50 PM.
```

6.6.2. PDU Read Report

When the originating MMS Client requests a Read Report for an MM, the receiving MMS Client MAY send a Read Report back to it. This report MAY be sent in the form of a PDU and delivered using the mechanisms described in this section.

© 2003 Open Mobile Alliance Ltd. All Rights Reserved.
Used with the permission of the Open Mobile Alliance Ltd. under the terms as stated in this document.

IPR2023-01271
EX2005

The **M-read-rec.ind** PDU originates at the recipient MMS Client and is sent via the recipient MMS Proxy-Relay to the originating MMS Proxy-Relay. Upon receiving the **M-read-rec.ind**, the originating MMS Proxy-Relay forwards an **M-read-orig.ind** PDU to the originating MMS Client. The following Figure 15 and Figure 16 outline the transaction flow.

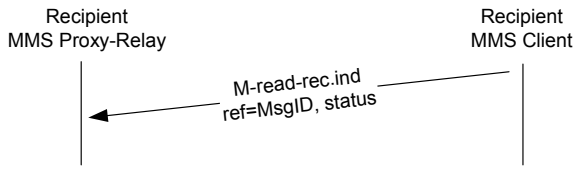

Figure 15. Read Report transaction flow on the recipient side

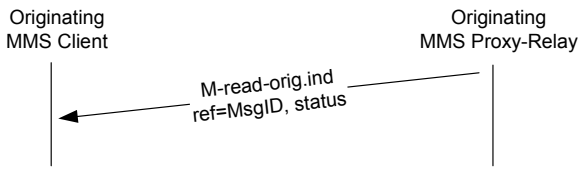

Figure 16. Read Report transaction flow on the originating side

6.6.3. Transaction Flow

If supported by a receiving MMS Client a Read Report to an MM marked with the **Read-Report** flag MAY be sent in the form of a new MM, in the form of a PDU or not sent at all.

6.6.3.1. Multimedia Message Read Report Transaction Flow

When the Read Report is sent in the form of a regular MM the report SHALL be sent using the normal `M-Send` operation as it is just another MM origination. As such, it SHALL be delivered using the normal delivery methods. Due to the nature of the MM, the `Message-Class` header field SHALL have the value '`Auto`', the `Read-Report` flag MUST NOT be set, and the `Delivery-Report` flag MUST NOT be set in a Read Report MM.

The MMS Client receiving a Read Report MM will see it as a new MM. The interpretation as a Read Report is done by context. In cases where the original MM had multiple addresses, the MMS Client SHOULD expect that multiple Read Reports will be returned.

6.6.3.2. PDU Read Report Transaction Flow

When the Read Report is handled by PDUs and the recipient MMS Client wishes to send a Read Report a **M-read-rec.ind** MUST be sent to the recipient Proxy-Relay from the recipient MMS Client. The recipient Proxy-Relay then forwards the **M-read-rec.ind** information to the originating Proxy-Relay, that transaction is however out of scope for the WAP Forum specifications.

© 2003 Open Mobile Alliance Ltd. All Rights Reserved.
Used with the permission of the Open Mobile Alliance Ltd. under the terms as stated in this document.
[OMA-Template-Spec-20030213]
IPR2023-01271
EX2005

To handle backward compatibility, the originating Proxy-Relay MAY keep a record of what version of **M-Send.req** the originating MMS Client used for submitting the corresponding MM. If that version number is 1.0 the originating Proxy-Relay MAY transform the **M-read-rec.ind** information into an MM. If a Read Report is sent as an MM, it MUST follow the rules described in sections 6.6.1 and 6.6.3.1.

If the originating Proxy-Relay is aware of that the originating MMS Client is of higher version than 1.0 or is unaware of the MMS Client version, it MUST forward a Read Report in the form of a **M-read-orig.ind** PDU upon receiving the **M-read-rec.ind** information.

In cases where the original message had multiple addresses, the MMS Client SHOULD expect that multiple Read Report PDUs will be returned.

6.6.4. Error Considerations

Origination and delivery of a Read Report MM is as for a normal MM and does not require additional error considerations.

6.6.5. Other Issues

Since the handling of Read Reports is an optional capability of the recipient MMS Client and the recipient MMS Client may in any case choose not to send a Read Report, an originating MMS Client SHOULD NOT depend upon receiving a Read Report in all cases.

If the originating MMS Proxy-Relay does not track the version number of the originating MMS Client , the originating MMS Client may not receive a Read Report it can understand. In this case the MMS Client shall notify the MMS Proxy-Relay according to the regular procedures used when an MMS Client receives a PDU it does not understand (as described in section 6.12 of [MMSENCAPS]). Upon receiving this compatibility problem information, the MMS Proxy-Relay MAY create an MM Read Report as described in sections 6.6.1 and 6.6.3.1 and send it to the originating MMS Client.

Due to backward compatibility a Read Report may always come in the form of an MM since there is no mandated or standardized function to transform a Read Report MM into a Read Report PDU.

6.7. MMS Client Sending Request to Store or Update a MM in MMBox to MMS Proxy-Relay

The `M-Mbox-Store.req` transaction enables an MMS Client to request that the MMS Proxy-Relay either transfer an MM from the temporary storage to the MMBox or update the MM State or MM Flags of an MM already in the MMBox. The following figure gives an example of this transaction.

© 2003 Open Mobile Alliance Ltd. All Rights Reserved.
Used with the permission of the Open Mobile Alliance Ltd. under the terms as stated in this document.

IPR2023-01271
EX2005

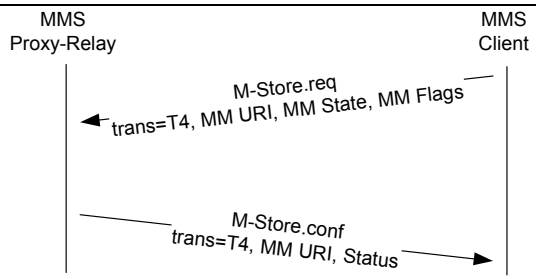

Figure 17. Example MMS Mbox-StoreTransaction

6.7.1. Transaction Flow

Support of the MMBox Store and Update transaction is OPTIONAL for both the MMS Proxy-Relay and the MMS Client. The following description applies when both entities support this functionality.

The transaction may be used in two situations.

In the first case, the MMS Client received notification that an MM has arrived and it has not been stored in the MMBox. The notification includes a URI that identifies the MM. The MMS Client that wishes to store this MM into the MMBox SHALL send an `M-Mbox-Store.req` PDU to the MMS Proxy-Relay. The message SHALL contain the URI, from the notification. Additionally, the MMS Client MAY indicate, in the `M-Mbox-Store.req,` an MM State or MM Flags to be stored together with the MM.

In the second case, the MMS Client has a URI that identifies an MM that is already in the MMBox. If the MMSClient wishes to change the MM State or MM Flags associated with the MM, the MMS Client SHALL send a `M-Mbox-Store.req` PDU to the MMS Proxy-Relay. The MMS Client SHALL include the URI that identifies the MM in the message together with the new MM State or MM Flags values.

The MMS Client SHALL compose a transaction ID and include it in the `M-Mbox-Store.req` PDU. This transaction ID is used by the MMS Client and MMS Proxy-Relay to provide linkage between the originated `M-Mbox-Store.req` PDU and the corresponding `M-Mbox-Store.conf` PDU. The value used for the transaction ID is determined by the MMS Client and no interpretation is expected by the MMS Proxy-Relay.

After reception of the `M-Mbox-Store.req` PDU, the MMS Proxy-Relay SHALL identify the MM indicated by the Content-Location and store the MM into the MMBox together with the MM State and MM Flags that were included in the PDU. If no MM State is included then the MMS Proxy-Relay SHALL store the MM with a MM State of "`New`".

The MMS Proxy-Relay SHALL respond with an `M-Mbox-Store.conf` PDU. This response PDU SHALL include an [RFC2396] compliant URI that may be used to uniquely reference the MM in the MMBox for subsequent MMS operations. In addition, the response PDU SHALL include a status code for the requested operation. If the MMS Proxy-Relay is willing to accept the request and can locate the MM, the status SHALL be "`Success`".

6.7.2. Error Considerations

Various error cases may exist. These include network faults, server faults and service faults. For network faults (e.g. server not available) or server faults (e.g. bad path) the MMS Client SHALL receive an error indication that relates to the transport layer error that was detected. These errors MAY be recoverable (e.g. MMS Proxy-Relay down

© 2003 Open Mobile Alliance Ltd. All Rights Reserved.
Used with the permission of the Open Mobile Alliance Ltd. under the terms as stated in this document.

IPR2023-01271
EX2005

temporarily) or may be more permanent in nature. Strategies for recovery or retry are beyond the scope of this document to address.

Service errors are different. In these cases, e.g. MMBox full, the MMS Proxy-Relay actually received the `M-Mbox-Store.req` PDU and responds with either an `M-Mbox-Store.conf` PDU if it does support MMBox transactions, or an `M-Send.conf` PDU if it does not support MMBox transactions; in either case the appropriate error code SHALL be included in the response.

6.8. MMS Client Requesting Information about MM in MMBox from MMS Proxy-Relay

The `M-Mbox-View` transaction enables an MMS Client to request information about one or more MMs that are currently stored in the MMBox. The following figure illustrates this transaction. It should be noted that the response PDU from the MMS Proxy-Relay to the MMS Client may include multipart content of `M-Retrieve.conf` header PDUs.

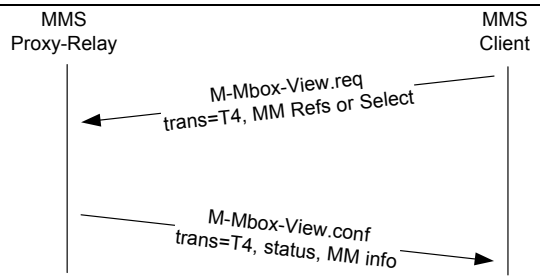

Figure 18. Example MMS Mbox-View Transaction

6.8.1. Transaction Flow

Support for this transaction is OPTIONAL for both the MMS Client and the MMS Proxy-Relay. The following description assumes that the transaction is supported by both the MMS Client and the MMS Proxy-Relay.

When the MMS Client wishes to obtain information concerning MMs that are stored in the MMBox, the MMS Client SHALL generate a `M-Mbox-View.req` message. This PDU MAY identify the (one or more) MM that the information is requested for. The identification of the MM MAY be either of the following –

- A URI that was obtained from a previous notification or store transaction
- A filtering criteria based on the MM State or MM Flags associated with the MM in the MMBox

In addition, the MMS Client MAY specify a range of the selected MM to be returned.

In addition to the selection criteria, the MMS Client MAY specify a list of Information Elements to return for the selected MM. The list of Information Elements MAY include an indication to retrieve the contents of the selected MM as part of the view of the MMBox.

The MMS Client SHALL compose a transaction ID and include it in the `M-Mbox-View.req` PDU. This transaction ID is used by the MMS Client and MMS Proxy-Relay to provide linkage between the originated `M-Mbox-View.req` PDU and the corresponding `M-Mbox-View.conf` PDU. The value used for the transaction ID is determined by the MMS Client and no interpretation is expected by the MMS Proxy-Relay.

© 2003 Open Mobile Alliance Ltd. All Rights Reserved.
Used with the permission of the Open Mobile Alliance Ltd. under the terms as stated in this document.

IPR2023-01271
EX2005

After receiving the request the MMS Proxy-Relay SHALL select all MM that match the selection criteria in the MMBox and establish an order between the selected MM. If the `M-Mbox-View.req` included `Start` and `Limit` fields then the `MMS Proxy-Relay SHALL` select only those selected `MM` that fall in the range indicated according to the order that was established. The `MMS Proxy-Relay SHALL` generate a `M-Mbox-View.conf` PDU that includes in the header fields the selection criteria that were used to select the MM as well as the MMBox totals and quota information if requested as part of the `M-Mbox-View.req` PDU. In addition, the MMS Proxy-Relay SHALL add as content the set of selected MM information-elements and content (if requested) each encoded as a separate part in a multipart.mixed encoded content of the `M-Mbox-View.conf` PDU.

6.8.2. Error Considerations

Various error cases may exist. These include network faults, server faults and service faults. For network faults (e.g. server not available) or server faults (e.g. bad path) the MMS Client SHALL receive an error indication that relates to the transport layer error that was detected. These errors MAY be recoverable (e.g. MMS Proxy-Relay down temporarily) or may be more permanent in nature. Strategies for recovery or retry are beyond the scope of this document to address.

Service errors are different. In these cases, e.g. MM not found, the MMS Proxy-Relay actually received the `M-Mbox-View.req` PDU and responds with either an `M-Mbox-View.conf` PDU if it does support MMBox transactions, or an `M-Send.conf` PDU if it does not support MMBox transactions; in either case the appropriate error code SHALL be included in the response.

6.9. MMS Client uploading a MM to the MMBox

The `M-Mbox-Upload` transaction allows an MMS Client to upload an MM, currently stored in the MMS Terminal, to the MMS Proxy-Relay for storage in the MMBox. The following figure illustrates an example of this transaction.

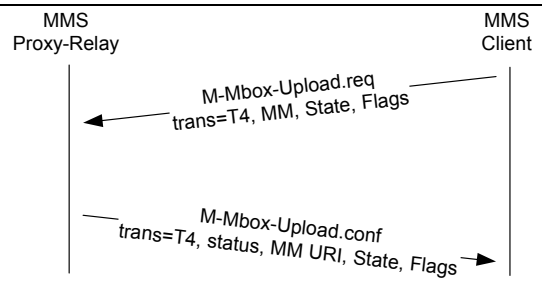

Figure 19. Example MMS Upload to MMBox Transaction

6.9.1. Transaction Flow

Support for this transaction is OPTIONAL for both the MMS Client and the MMS Proxy-Relay. The following description assumes that the transaction is supported by both the MMS Client and the MMS Proxy-Relay.

When the MMS Client has MM content, resident on MMS Terminal, that it wishes to store in the MMBox, the MMS Client SHALL compose a `M-Mbox-Upload.req` PDU. The PDU SHALL include the actual content to be stored.

The MMS Client SHALL compose a transaction ID and include it in the `M-Mbox-Upload.req` PDU. This transaction ID is used by the MMS Client and MMS Proxy-Relay to provide linkage between the originated `M-Mbox-Upload.req`

© 2003 Open Mobile Alliance Ltd. All Rights Reserved.
Used with the permission of the Open Mobile Alliance Ltd. under the terms as stated in this document.
[OMA-Template-Spec-20030210]
IPR2023-01271
EX2005

PDU and the corresponding `M-Mbox-Upload.conf` PDU. The value used for the transaction ID is determined by the MMS Client and no interpretation is expected by the MMS Proxy-Relay.

After acceptance of the request, the MMS Proxy-Relay SHALL store the contents and the associated information in the MMBox. If no MM State was provided by the MMS Client then the MMS Proxy-Relay SHALL set the MM State of the stored MM to "`Draft`". The MMS Proxy-Relay SHALL respond with a `M-Mbox-Upload.conf` PDU and SHALL include a URI that defines the location of the stored MM and MAY be used to reference the MM.

6.9.2. Error Considerations

Various error cases may exist. These include network faults, server faults and service faults. For network faults (e.g. server not available) or server faults (e.g. bad path) the MMS Client SHALL receive an error indication that relates to the transport layer error that was detected. These errors MAY be recoverable (e.g. MMS Proxy-Relay down temporarily) or may be more permanent in nature. Strategies for recovery or retry are beyond the scope of this document to address.

Service errors are different. In these cases, e.g. MMBox full, the MMS Proxy-Relay actually received the `M-Mbox-Upload.req` PDU and responds with either an `M-Mbox-Upload.conf` PDU if it does support MMBox transactions, or an `M-Send.conf` PDU if it does not support MMBox transactions; in either case the appropriate error code SHALL be included in the response.

6.10. MMS Client Deleting a MM from the MMBox

The `M-Mbox-Delete` transaction allows a MMS Client to delete a MM from the MMBox. The following figure illustrates an example transaction interchange.

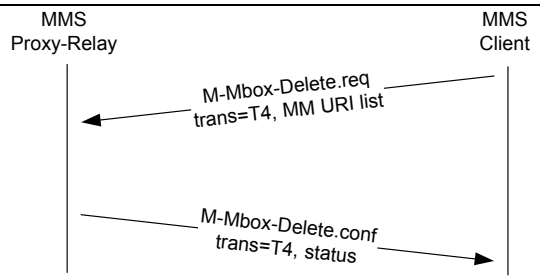

Figure 20. Example MMS Delete from MMBox Transaction

6.10.1. Transaction Flow

Support for this transaction is OPTIONAL for both the MMS Client and the MMS Proxy-Relay. The following description assumes that both the MMS Client and the MMS Proxy-Relay support the transaction.

When the MMS Client wishes to delete (one or more) MM that is stored in the MMBox it SHALL generate a `M-Mbox-Delete.req` PDU and transfer it to the MMS Proxy-Relay. The PDU SHALL include a URI that uniquely identifies the MM to be deleted. This URI SHOULD be one that was received in a prior notification, storing, or viewing transaction.

© 2003 Open Mobile Alliance Ltd. All Rights Reserved.
Used with the permission of the Open Mobile Alliance Ltd. under the terms as stated in this document.
[OMA-Template-Spec-20030214]
IPR2023-01271
EX2005

The MMS Client SHALL compose a transaction ID and include it in the `M-Mbox-Delete.req` PDU. This transaction ID is used by the MMS Client and MMS Proxy-Relay to provide linkage between the originated `M-Mbox-Delete.req` PDU and the corresponding `M-Mbox-Delete.conf` PDU. The value used for the transaction ID is determined by the MMS Client and no interpretation is expected by the MMS Proxy-Relay.

After accepting the `M-Mbox-Delete.req`, the MMS Proxy-Relay SHALL respond with a `M-Mbox-Delete.conf` PDU that SHALL indicate the status of the completion of the request. If the request was not successful for any of the requested URI then the MMS Proxy-Relay SHALL include the URI that failed in the `M-Mbox-Delete.conf` PDU.

6.10.2. Error Considerations

Various error cases may exist. These include network faults, server faults and service faults. For network faults (e.g. server not available) or server faults (e.g. bad path) the MMS Client SHALL receive an error indication that relates to the transport layer error that was detected. These errors MAY be recoverable (e.g. MMS Proxy-Relay down temporarily) or may be more permanent in nature. Strategies for recovery or retry are beyond the scope of this document to address.

Service errors are different. In these cases, e.g. MM not found, the MMS Proxy-Relay actually received the `M-Mbox-Delete.req` PDU and responds with either an `M-Mbox-Delete.conf` PDU if it does support MMBox transactions, or an `M-Send.conf` PDU if it does not support MMBox transactions; in either case the appropriate error code SHALL be included in the response.

6.11. Maintaining the MM State and MM Flags

6.11.1. MM State

The MM State of a MM that is stored in the MMBox SHALL be maintained by the MMS Proxy-Relay but MAY be overridden by the MMS Client. When the MMS Client does not intervene, the MMS Proxy-Relay SHALL set the MM State as follows:

- **When the MM is stored in the MMBox as a result of the `M-Send` request the MM State SHALL be set to "`Sent`".**
- **When the MM is stored in the MMBox as a result of the `M-Forward` request, the MM State SHALL be set to "`Forwarded`".**
- **When the MM is stored in the MMBox as a result of the `M-Mbox-Store` request, the MM State SHALL be set to "`New`".**
- **When the MM is stored in the MMBox as a result of the `M-Mbox-Upload` request, the MM State SHALL be set to "`Draft`".**
- **After the MM is successfully retrieved from the MMBox as a result of the WSP/HTTP GET request, the MM State SHOULD be changed to "`Retrieved`".**

These are the only values that the MM State SHALL have.

6.11.2. MM Flags

The MM Flags value SHALL be maintained by the MMS Client. The MMS Proxy-Relay SHALL store the value of this field together with the stored MM. The MMS Proxy-Relay SHALL only attach significance to the value of the MM Flags for filtering of MM in the `M-Mbox-View` transaction.

© 2003 Open Mobile Alliance Ltd. All Rights Reserved.
Used with the permission of the Open Mobile Alliance Ltd. under the terms as stated in this document.

IPR2023-01271
EX2005

6.12. Security Considerations

At present, the end-to-end security aspects of the MMS_M PDUs are dependent upon the security provided by the transport service(s) utilized. The use of MMS with transport layer hop-by-hop security protocols is described in section 8.3.2.

When the MMS Proxy-Relay in an M-Notification.ind PDU identifies a new MM to the MMS Client using the https URI scheme, the MMS Client SHALL use a secure transport for a subsequent retrieval operation, or indicate an error to the user.

© 2003 Open Mobile Alliance Ltd. All Rights Reserved.
Used with the permission of the Open Mobile Alliance Ltd. under the terms as stated in this document.

IPR2023-01271
EX2005

7. Terminal Capability Negotiation

This section is normative.

If the MMS Client performs capability negotiation then it MUST use the mechanism specified in [UAPROF]. The MMS Proxy Relay SHOULD support this mechanism.

If using capability negotiation, the MMS Client SHALL indicate its capabilities within the UAProf information by using attributes from the MMS Characteristics component defined below and OPTIONALLY by using attributes from other components of the UAProf schema. The MMS Proxy-Relay SHOULD use this information in preparation of messages to be delivered to the MMS Client.

The MMS Proxy-Relay MAY adjust an MM to be delivered that contains media types that are not supported by the MMS Client. This adjustment MAY involve the deletion or adaptation of those unsupported media types.

7.1. MMS attributes in other components of the UAProf schema

This section is informative.

The UAProf specification includes a schema containing attributes that describe the client hardware, the browser user-agent, network characteristics and more. Some of the attributes included in the aforementioned specification also apply to the MMS Client, e.g. “ScreenSize”, “CpuType”, and “PushMessageSize”. For a complete reference to the attributes available in the UAProf schema, please see [UAPROF].

7.2. Summary of the MMS Characteristics component

This section is informative. A normative description can be found in Appendix B.

The table below summarizes the attributes defined within the MMS Characteristics component.

Attribute	Description	Resolution Rule	Type	Sample Values
Component: MmsCharacteristics				
MmsMaxMessageSize	The maximum size of a multimedia message in bytes.	Locked	Number	20480
MmsMaxImageResolution	The maximum size of an image in units of pixels (horizontal x vertical).	Locked	Literal	"80x60"

© 2003 Open Mobile Alliance Ltd. All Rights Reserved.
Used with the permission of the Open Mobile Alliance Ltd. under the terms as stated in this document.

IPR2023-01271
EX2005

MmsCcppAccept	List of supported content types conveyed as MIME types.	Locked	Literal bag	“image/jpeg”, “audio/wav”, “video/mpeg-4”
MmsCcppAcceptCharSet	List of character sets that the MMS Client supports. Each item in the list is a character set name registered with IANA.	Locked	Literal bag	“US-ASCII”, “ISO-8859-1”
MmsCcppAcceptLanguage	List of preferred languages. The first item in the list should be considered the user’s first choice. Property value is a list of natural languages, where each item in the list is the name of a language as defined by [RFC1766].	Locked	Literal bag	“en”, “fr”
MmsCcppAcceptEncoding	List of transfer encodings that the MMS Client supports. Property value is a list of transfer encodings, where each item in the list is a transfer encoding name as specified by [RFC2045] and registered with IANA.	Locked	Literal bag	“base64”, “quoted-printable”
MmsVersion	The MMS versions supported by the MMS Client conveyed as majorVersionNumber.minorVersionNumber.	Locked	Literal bag	"2.0", "1.3"
MmsCcppStreamingCapable	Indicates whether the MMS Client is capable of invoking streaming.	Locked	Boolean	"Yes", "No"
MmsSmilBaseSet	Indicates one or more base sets of SMIL modules that the client supports. "SMIL-CONF-1-2" identifies the SMIL base set and associated limitations defined in [MMSCONF]. Predefined values for base sets defined in [3GPP26234] may also be used (e.g. "SMIL-3GPP-R4" and "SMIL-3GPP-R5").	Locked	Literal bag	"SMIL-CONF-1-2"
MmsContentClass	List of supported MM Content Classes TX = Text IB = Image basic IR = Image rich VB = Video basic VR = Video rich	Locked	Literal bag	“TX”, “IB”, “IR”, “VB”, “VR”
MmsSuppressContentAdaptation	Requests that MMS Proxy-Relay performs no content adaptation.	Locked	Boolean	“Yes”, “No”

© 2003 Open Mobile Alliance Ltd. All Rights Reserved.
Used with the permission of the Open Mobile Alliance Ltd. under the terms as stated in this document.

IPR2023-01271
EX2005

© 2003 Open Mobile Alliance Ltd. All Rights Reserved.
Used with the permission of the Open Mobile Alliance Ltd. under the terms as stated in this document.

IPR2023-01271
EX2005

8. Binding to Transport Protocols

This section is normative; it defines how the MMS PDUs can be conveyed over HTTP, WSP and WAP Push. The structures of the MMS PDUs are defined in [MMSENCAPS].

The HTTP/WSP response codes reflect only HTTP/WSP layer conditions. MMS is defined at the application layer; MMS status codes and error conditions are handled through the MMS PDUs.

The Content-Type header defined in [RFC2616], [WSP] and [PUSHMSG] MUST be used with the MMS PDUs. The content type of the PDUs is application/vnd.wap.mms-message.

When setting up a WSP session and when sending WSP/HTTP GET requests the MMS Client SHOULD convey the capabilities of the terminal and of the MMS Client. For more details see section 7 on Terminal Capability Negotiation.

8.1. Binding When MMS Client Uses WSP Based Stack

The table below gives an overview of how MMS PDUs are bound to the WSP based protocol stack and the HTTP based protocol stack when MMS_M is implemented using a WAP 1.x Gateway.

PDU	Client ↔ Proxy-Relay	Client ↔ WAP 1.x Gateway/PPG	WAP 1.x Gateway/PPG ↔ Proxy-Relay
M-Send.req	→	WSP POST	HTTP POST
M-Send.conf	←	WSP 200 OK	HTTP 200 OK
M-Retrieve.conf	←	WSP 200 OK	HTTP 200 OK
M-Notification.ind	←	Confirmed Push or Unconfirmed Push	Push Access Protocol
M-NotifyResp.ind	→	WSP POST	HTTP POST
M-Delivery.ind	←	Confirmed Push or Unconfirmed Push	Push Access Protocol
M-Acknowledge.ind	→	WSP POST	HTTP POST
M-Read-Rec.ind	→	WSP POST	HTTP POST
M-Read-Orig.ind	←	Confirmed Push or Unconfirmed Push	Push Access Protocol
M-Forward.req	→	WSP POST	HTTP POST
M-Forward.conf	←	WSP 200 OK	HTTP 200 OK
M-Mbox-Store.req	→	WSP POST	HTTP POST

© 2003 Open Mobile Alliance Ltd. All Rights Reserved.
Used with the permission of the Open Mobile Alliance Ltd. under the terms as stated in this document.

IPR2023-01271
EX2005

M-Mbox-Store.conf	←	WSP 200 OK	HTTP 200 OK
M-Mbox-View.req	→	WSP POST	HTTP POST
M-Mbox-View.conf	←	WSP 200 OK	HTTP 200 OK
M-Mbox-Upload.req	→	WSP POST	HTTP POST
M-Mbox-Upload.conf	←	WSP 200 OK	HTTP 200 OK
M-Mbox-Delete.req	→	WSP POST	HTTP POST
M-Mbox-Delete.conf	←	WSP 200 OK	HTTP 200 OK

Table 1: MMS PDU Bindings When MMS Client Uses WSP Based Stack

WSP [WAPWSP] provides both a connection-mode session service and a connectionless session service. The MMS Client may utilize either of these when invoking a WSP request operation. If using the connection-mode service, then, unless there is an existing WSP session between the WAP 1.x Gateway and the terminal, one has to be set up before the sending of a WSP request.

For more details about the transport layer bindings when the MMS Client uses the WSP based protocol stack, please refer to section 8.1.1 through 8.1.10.

8.1.1. Sending an MM

To submit an MM, the MMS Client SHALL invoke a WSP `POST` operation with the `M-Send.req` PDU embedded as the content body. This `POST` is submitted using a URI that addresses the MMS Proxy-Relay that supports the specific MMS Client. The WAP 1.x Gateway then forwards the PDU to the MMS Proxy-Relay using regular HTTP `POST` [RFC2616].

The '`200 OK`' response to the WSP/HTTP `POST` that contained the `M-Send.req` PDU carries the confirmation PDU, i.e., the `M-Send.conf`.

8.1.2. Notification

The `M-Notification.ind` is carried as push content, either over confirmed or unconfirmed push [PUSHOTA]. The Push Initiator, i.e., the MMS Proxy-Relay, requests the type of push to be used [PUSHPAP] when submitting the `M-Notification.ind` to the PPG.

The `M-Notification.ind` PDU SHALL be sent as the message body of a [PUSHMSG]. The X-Wap-Application-Id message header of that push message MUST be set to 'x-wap-application:mms.ua' if the absoluteURI form of the app-id syntax is used, and MUST be set to '4' if the app-assigned-code form of the app-id syntax is used.

To send a notification response, the MMS Client SHALL invoke a WSP `POST` operation with an `M-NotifyResp.ind` PDU embedded as the content body. This `POST` is submitted using a URI that addresses the MMS Proxy-Relay that supports the specific MMS Client. The WAP 1.x Gateway then forwards the PDU to the MMS Proxy-Relay using regular HTTP `POST` [RFC2616]. The MMS Client SHOULD ignore the associated WSP/HTTP `POST` response from the MMS Proxy-Relay.

© 2003 Open Mobile Alliance Ltd. All Rights Reserved.
Used with the permission of the Open Mobile Alliance Ltd. under the terms as stated in this document.

IPR2023-01271
EX2005

8.1.3. Retrieving an MM

The terminal invokes a WSP **GET** operation. The '**200 OK**' response to the **GET** contains the **M-Retrieve.conf** PDU, which includes the actual MM.

The **M-Acknowledge.ind** PDU is transported in the same way as the **M-NotifyResp.ind** PDU, i.e., by a WSP **POST** between the terminal and the WAP 1.x Gateway and then forwarded via HTTP to the MMS Proxy-Relay. The MMS Client SHOULD ignore the associated WSP/HTTP **POST** response from the MMS Proxy-Relay.

8.1.4. Delivery Report

The **M-Delivery.ind** is pushed from the originating MMS Proxy-Relay to the originating terminal the same way as the **M-Notification.ind** on the receiving side.

8.1.5. Read Report

The **M-Read-Rec.ind** PDU is transported in the same way as the **M-NotifyResp.ind** PDU. The **M-Read-Orig.ind** PDU is transported in the same way as the **M-Notification.ind** PDU.

8.1.6. Forward Without Download

The **M-Forward.req** is transported in the same way as the **M-Send.req**. The **M-Forward.conf** is transported in the same way as the **M-Send.conf**.

8.1.7. Store-Update MM in MMBox

The **M-Mbox-Store.req** is transported in the same way as the **M-Send.req**. The **M-Mbox-Store.conf** is transported in the same way as the **M-Send.conf**.

8.1.8. Viewing MM Infromation from MMBox

The **M-Mbox-View.req** is transported in the same way as the **M-Send.req**. The **M-Mbox-View.conf** is transported in the same way as the **M-Send.conf**.

8.1.9. Uploading MM to MMBox

The **M-Mbox-Upload.req** is transported in the same way as the **M-Send.req**. The **M-Mbox-Upload.conf** is transported in the same way as the **M-Send.conf**.

8.1.10. Deleting MM from MMBox

The **M-Mbox-Delete.req** is transported in the same way as the **M-Send.req**. The **M-Mbox-Delete.conf** is transported in the same way as the **M-Send.conf**.

8.2. Binding When MMS Client Uses HTTP Based Stack

The table below gives an overview of how MMS PDUs are bound to the HTTP based protocol stack when the MMS_M link does not employ a WAP 1.x Gateway.

PDU	Client ↔ Proxy-Relay	Method

© 2003 Open Mobile Alliance Ltd. All Rights Reserved.
Used with the permission of the Open Mobile Alliance Ltd. under the terms as stated in this document.

IPR2023-01271
EX2005

PDU	Client ↔ Proxy-Relay	Method
M-Send.req	→	HTTP POST
M-Send.conf	←	HTTP 200 OK
M-Retrieve.conf	←	HTTP 200 OK
M-Notification.ind	←	Push Access Protocol between MMS Proxy-Relay and PPG; Confirmed Push or Unconfirmed Push between PPG and MMS Client
M-NotifyResp.ind	→	HTTP POST
M-Delivery.ind	←	Push Access Protocol between MMS Proxy-Relay and PPG; Confirmed Push or Unconfirmed Push between PPG and MMS Client
M-Acknowledge.ind	→	HTTP POST
M-Read-Rec.ind	→	HTTP POST
M-Read-Orig.ind	←	Push Access Protocol between MMS Proxy-Relay and PPG; Confirmed Push or Unconfirmed Push between PPG and MMS Client
M-Forward.req	→	HTTP POST
M-Forward.conf	←	HTTP 200 OK
M-Mbox-Store.req	→	HTTP POST
M-Mbox-Store.conf	←	HTTP 200 OK
M-Mbox-View.req	→	HTTP POST
M-Mbox-View.conf	←	HTTP 200 OK
M-Mbox-Upload.req	→	HTTP POST
M-Mbox-Upload.conf	←	HTTP 200 OK
M-Mbox-Delete.req	→	HTTP POST
M-Mbox-Delete.conf	←	HTTP 200 OK

Table 2: MMS PDU Bindings When MMS Client Uses HTTP Based Stack

© 2003 Open Mobile Alliance Ltd. All Rights Reserved.
Used with the permission of the Open Mobile Alliance Ltd. under the terms as stated in this document.

IPR2023-01271
EX2005

For more details about the transport layer bindings when the MMS Client uses the HTTP based protocol stack, please refer to section 8.2.1 through 8.2.10.

8.2.1. Sending an MM

Unless there is an existing TCP connection between the MMS Proxy-Relay and the terminal, one has to be set up before the sending of an MM [WP-HTTP]. To submit an MM, the MMS Client SHALL invoke an HTTP `POST` operation with the `M-Send.req` PDU embedded as the content body. This `POST` is submitted using a URI that addresses the MMS Proxy-Relay that supports the specific MMS Client.

The '`200 OK`' response to the HTTP `POST` that contained the `M-Send.req` PDU carries the confirmation PDU, i.e., the `M-Send.conf`.

8.2.2. Notification

The `M-Notification.ind` is carried as push content, either over confirmed or unconfirmed push [PUSHOTA]. The Push Initiator, i.e., the MMS Proxy-Relay, requests the type of push to be used [PUSHPAP] when submitting the `M-Notification.ind` to the PPG.

The `M-Notification.ind` PDU SHALL be sent as the message body of a [PUSHMSG]. The X-Wap-Application-Id message header of that push message MUST be set to 'x-wap-application:mms.ua' if the absoluteURI form of the app-id syntax is used, and MUST be set to '4' if the app-assigned-code form of the app-id syntax is used.

To send a notification response, the MMS Client SHALL invoke an HTTP `POST` operation with an `M-NotifyResp.ind` PDU embedded as the content body. This `POST` is submitted using a URI that addresses the MMS Proxy-Relay that supports the specific MMS Client. The MMS Client SHOULD ignore the associated HTTP `POST` response from the MMS Proxy-Relay.

8.2.3. Retrieving an MM

If there is no existing TCP connection one has to be set up before the retrieval of an MM. The terminal uses the established TCP connection to do an HTTP `GET` operation. The '`200 OK`' response to the `GET` contains the `M-Retrieve.conf` PDU, which includes the actual MM.

The `M-Acknowledge.ind` PDU is transported in the same way as the `M-NotifyResp.ind` PDU, i.e., by an HTTP `POST` over a TCP connection between the terminal and the MMS Proxy-Relay. The MMS Client SHOULD ignore the associated HTTP `POST` response from the MMS Proxy-Relay.

8.2.4. Delivery Report

The `M-Delivery.ind` is pushed from the originating MMS Proxy-Relay to the originating terminal the same way as the `M-Notification.ind` on the receiving side.

8.2.5. Read Report

The `M-Read-Rec.ind` PDU is transported in the same way as the `M-NotifyResp.ind` PDU. The `M-Read-Orig.ind` PDU is transported in the same way as the `M-Notification.ind` PDU.

© 2003 Open Mobile Alliance Ltd. All Rights Reserved.
Used with the permission of the Open Mobile Alliance Ltd. under the terms as stated in this document.
[OMA-Template-Spec-20030210]
IPR2023-01271
EX2005

8.2.6. Forward Without Download

The `M-Forward.req` is transported in the same way as the `M-Send.req`. The `M-Forward.conf` is transported in the same way as the `M-Send.conf`.

8.2.7. Store-Update MM in MMBox

The `M-Mbox-Store.req` is transported in the same way as the `M-Send.req`. The `M-Mbox-Store.conf` is transported in the same way as the `M-Send.conf`.

8.2.8. Viewing MM Infromation from MMBox

The `M-Mbox-View.req` is transported in the same way as the `M-Send.req`. The `M-Mbox-View.conf` is transported in the same way as the `M-Send.conf`.

8.2.9. Uploading MM to MMBox

The `M-Mbox-Upload.req` is transported in the same way as the `M-Send.req`. The `M-Mbox-Upload.conf` is transported in the same way as the `M-Send.conf`.

8.2.10. Deleting MM from MMBox

The `M-Mbox-Delete.req` is transported in the same way as the `M-Send.req`. The `M-Mbox-Delete.conf` is transported in the same way as the `M-Send.conf`.

8.3. URI Schemes

Every WSP request and every HTTP request includes a URI. The following standard URI schemes are defined for MMS Clients.

8.3.1. The http URI Scheme

The http URI scheme identifies a particular URI syntax suitable for naming resources stored on hypermedia origin servers. The specification of an http scheme does not imply the use of a particular communication protocol between an MMS Client and an MMS Proxy-Relay or a WAP 1.x Gateway. An MMS Client SHALL access the MMS Proxy-Relay specified by the URI either directly using WP-HTTP/HTTP, or via a WAP 1.x Gateway that supports protocol conversion between HTTP and WSP. Alternatively the URI may specify an MMS Proxy-Relay, which combines the function of a WAP 1.x Gateway and MMS Proxy-Relay into one entity. In this case the resource SHALL be accessed directly across the WSP protocol.

8.3.2. The https URI Scheme

The https URI scheme indicates that the named resource is on a secure origin server. This conventionally implies the use of HTTP [RFC2616] over a transport layer security protocol such as TLS between the client and the origin server.

An MMS Client accessing the resource specified by the https URI using the connection-oriented protocol stack, consisting of Wireless Profiled HTTP [WP-HTTP] and Wireless Profiled TCP [WP-TCP], MUST use Wireless Profiled HTTP over the transport layer security protocol in accordance with “WAP TLS Profile and Tunnelling Specification” [WP-TLS] to communicate with the MMS Proxy-Relay; otherwise, an indication of lack of security MUST be given to the user and the operation MUST be aborted.

© 2003 Open Mobile Alliance Ltd. All Rights Reserved.
Used with the permission of the Open Mobile Alliance Ltd. under the terms as stated in this document.

IPR2023-01271
EX2005

If an MMS Client uses the connection-oriented protocol through a PEP to communicate with the MMS Proxy-Relay, the PEP behaves in accordance with [RFC2817] and tunnels the transport layer security protocol (e.g., WP-TLS) through the PEP for the duration of the secure session. The MMS Client MUST use the HTTP CONNECT method [WP-TLS] to establish the secure transport protocol tunnel with the MMS Proxy-Relay. An indication MUST be given to the user and the operation MUST be aborted if a tunnel cannot be established.

The establishment of a secure session using the connection-oriented protocol SHOULD be indicated to the user. This applies whether the secure session operates directly or through one or more PEPs.

An MMS Client accessing the resource specified by the https URI using the datagram-oriented protocol stack, consisting of [WDP], [WTP] + WSP with WTLS providing the transport layer security protocol, MUST request the resource via [WAPWSP] using a [WTLS] secured session. An indication MUST be given to the user and the operation MUST be aborted if the WTLS session cannot be established.

If the MMS Client accessing the resource specified by the https URI uses the datagram-oriented protocol through a WAP 1.x Gateway to communicate to the MMS Proxy-Relay, the WAP 1.x Gateway uses HTTP/1.1 [RFC2616] over TLS or SSL to communicate with the MMS Proxy-Relay; otherwise, the WAP 1.x Gateway denies the operation and responds with an indication to the MMS Client by a well known warning or error code. In order to indicate to the MMS Proxy-Relay that the transport layer security consists of WTLS between MMS Client and WAP 1.x Gateway, the WAP 1.x Gateway inserts the HTTP VIA header with the received-protocol for the secure WSP connection being indicated as WSPS/<WSP version number> to indicate secure WSP.

© 2003 Open Mobile Alliance Ltd. All Rights Reserved.
Used with the permission of the Open Mobile Alliance Ltd. under the terms as stated in this document.

IPR2023-01271
EX2005

Appendix A. Static Conformance Requirements (Normative)

The format, contents and syntax of the tables in this section are as mandated by [CREQ].

The SCR items in the "Requirement" column can be found in the following WAP specifications:

- SCR items starting with "UAProf" are defined in [UAPROF].
- SCR items starting with "MMSE" are defined in [MMSENCAPS].
- SCR items starting with "MSG" are defined in [PUSHMSG].
- SCR items starting with "OTA" are defined in [PUSHOTA].
- SCR items starting with "WSP" are defined in [WAPWSP].
- SCR items starting with "HTTP" are defined in [WP-HTTP].
- SCR items starting with "TLS" are defined in [WP-TLS].
- SCR items starting with "WTLS" are defined in [WTLS].

A.1 MMS Client

A.1.1 Client Level Function Groups

Item	Function	Reference	Status	Requirement
MMSCTR-CLF-C-001	Support for MMS Client Functions	6	M	MMSCTR-CLF-C-002 OR MMSCTR-CLF-C-003
MMSCTR-CLF-C-002	Support for Originating MMS Client Functions	6.1, 6.5	O	MMSCTR-SND-C-001 AND MMSCTR-DRP-C-001
MMSCTR-CLF-C-003	Support for Receiving MMS Client Functions	6.2, 6.3	O	MMSCTR-NTF-C-001 AND MMSCTR-FTC-C-001
MMSCTR-CLF-C-004	Capability Negotiation between Receiving MMS Client and MMS Proxy-Relay using the UAProf Component MMS Characteristics	7, 8	O	MMSCTR-CLF-C-003 AND UAProf: MCF
MMSCTR-CLF-C-005	Support for MMBox functionality	7	O	

A.1.2 Send Transaction

Item	Function	Reference	Status	Requirement

© 2003 Open Mobile Alliance Ltd. All Rights Reserved.
Used with the permission of the Open Mobile Alliance Ltd. under the terms as stated in this document.

IPR2023-01271
EX2005

MMSCTR-SND-C-001	Send Transaction between Originating MMS Client and MMS Proxy-Relay	6.1	O	MMSCTR-SND-C-002 AND MMSCTR-SND-C-003
MMSCTR-SND-C-002	Originating MMS Client Sending M-Send.req to MMS Proxy-Relay	6.1.1	O	MMSCTR-PDU-C-001 AND MMSCTR-WSP-C-001
MMSCTR-SND-C-003	MMS Proxy-Relay Sending M-Send.conf to Originating MMS Client	6.1.1	O	MMSCTR-PDU-C-002 AND MMSCTR-WSP-C-002

A.1.3 Notification Transaction

Item	Function	Reference	Status	Requirement
MMSCTR-NTF-C-001	Notification Transaction between MMS Proxy-Relay and Receiving MMS Client	6.2	O	MMSCTR-NTF-C-002 AND MMSCTR-NTF-C-003
MMSCTR-NTF-C-002	MMS Proxy-Relay Sending M-Notification.ind to Receiving MMS Client	6.2.1	O	MMSCTR-PDU-C-003 AND MMSCTR-PSH-C-001 AND MMSCTR-PSH-C-002 AND MMSCTR-PSH-C-003
MMSCTR-NTF-C-003	Receiving MMS Client Sending M-NotifyResp.ind to MMS Proxy-Relay	6.2.1	O	MMSCTR-PDU-C-004 AND MMSCTR-WSP-C-001

A.1.3 Retrieve Transaction

Item	Function	Reference	Status	Requirement
MMSCTR-FTC-C-001	Retrieval Transaction between Receiving MMS Client and MMS Proxy-Relay	6.3	O	MMSCTR-FTC-C-002 AND MMSCTR-FTC-C-003 AND MMSCTR-FTC-C-004
MMSCTR-FTC-C-002	Receiving MMS Client Sending Retrieve Request to MMS Proxy-Relay	6.3.1	O	MMSCTR-WSP-C-003
MMSCTR-FTC-C-003	MMS Proxy-Relay Sending M-retrieve.conf to Receiving MMS Client	6.3.1	O	MMSCTR-PDU-C-005 AND MMSCTR-WSP-C-004
MMSCTR-FTC-C-004	Receiving MMS Client Sending M-Acknowledge.ind to MMS Proxy-Relay	6.3.1	O	MMSCTR-PDU-C-006 AND MMSCTR-WSP-C-001

© 2003 Open Mobile Alliance Ltd. All Rights Reserved.
Used with the permission of the Open Mobile Alliance Ltd. under the terms as stated in this document.

IPR2023-01271
EX2005

A.1.4 Forward Transaction

Item	Function	Reference	Status	Requirement
MMSCTR-FWD-C-001	Forward Transaction between Forwarding MMS Client and MMS Proxy-Relay	6.4	O	MMSCTR-FWD-C-002 AND MMSCTR-FWD-C-003
MMSCTR-FWD-C-002	Forwarding MMS Client Sending M-Forward.req to MMS Proxy-Relay	6.4.1	O	MMSCTR-PDU-C-010 AND MMSCTR-WSP-C-001
MMSCTR-FWD-C-003	MMS Proxy-Relay Sending M-Forward.conf to Forwarding MMS Client	6.4.1	O	MMSCTR-PDU-C-011 AND MMSCTR-WSP-C-002

A.1.5 Delivery Report Transaction

Item	Function	Reference	Status	Requirement
MMSCTR-DRP-C-001	Delivery Report Transaction between MMS Proxy-Relay and Originating MMS Client	6.5	O	MMSCTR-DRP-C-002
MMSCTR-DRP-C-002	MMS Proxy-Relay Sending M-Delivery.ind to Originating MMS Client	6.5.1	O	MMSCTR-PDU-C-007 AND MMSCTR-PSH-C-001 AND MMSCTR-PSH-C-002 AND MMSCTR-PSH-C-003

A.1.6 Read Reports

Item	Function	Reference	Status	Requirement
MMSCTR-RRP-C-001	Ability to Generate Read Report in Receiving MMS Client	6.6.1, 6.6.3.1	O	MMSCTR-SND-C-001
MMSCTR-RRP-C-002	Ability to Receive Read Report in Originating MMS Client	6.6.1, 6.6.3.1	O	MMSCTR-NTF-C-001 AND MMSCTR-FTC-C-001
MMSCTR-RRP-C-003	Ability to handle Read Reports	6.6	O	MMSCTR-RRP-C-004 OR MMSCTR-RRP-C-005
MMSCTR-RRP-C-004	Ability to handle Read Reports in the form of a multimedia message	6.6.1, 6.6.3.1	O	MMSCTR-RRP-C-001 AND MMSCTR-RRP-C-002
MMSCTR-RRP-C-005	Ability to handle Read reports in the form of PDUs	6.6.2, 6.6.3.2	O	MMSCTR-RRP-C-006 AND MMSCTR-RRP-C-007 AND MMSCTR-RRP-C-008

© 2003 Open Mobile Alliance Ltd. All Rights Reserved.
Used with the permission of the Open Mobile Alliance Ltd. under the terms as stated in this document.

IPR2023-01271
EX2005

MMSCTR-RRP-C-006	Ability to Generate Read Report PDU in Receiving MMS Client	6.6.26.6.3.2	O	MMSCTR-PDU-C-008
MMSCTR-RRP-C-007	Ability to Send Read Report PDU from Receiving MMS Client to MMS Proxy-Relay	6.6.2, 6.6.3.2	O	MMSCTR-WSP-C-001
MMSCTR-RRP-C-008	Ability to Receive Read Report PDU in Originating MMS Client	6.6.2, 6.6.3.2	O	MMSCTR-PSH-C-001 AND MMSCTR-PSH-C-002 AND MMSCTR-PSH-C-003

A.1.7 Store/Update Transaction

Item	Function	Reference	Status	Requirement
MMSCTR-UPD-C-001	Store Transaction between Originating MMS Client and MMS Proxy-Relay	6.7	O	MMSCTR-UPD-C-002 AND MMSCTR-UPD-C-003
MMSCTR-UPD-C-002	Originating MMS Client Sending M-Mbox-Store.req to MMS Proxy-Relay	6.7.1	O	MMSCTR-PDU-C-001 AND MMSCTR-WSP-C-001
MMSCTR-UPD-C-003	MMS Proxy-Relay Sending M-Mbox-Store.conf to Originating MMS Client	6.7.1	O	MMSCTR-PDU-C-002 AND MMSCTR-WSP-C-002

A.1.8 View Transaction

Item	Function	Reference	Status	Requirement
MMSCTR-VEW-C-001	View Transaction between Originating MMS Client and MMS Proxy-Relay	6.8	O	MMSCTR-VEW-C-002 AND MMSCTR-VEW-C-003
MMSCTR-VEW-C-002	Originating MMS Client Sending M-Mbox-View.req to MMS Proxy-Relay	6.8.1	O	MMSCTR-PDU-C-001 AND MMSCTR-WSP-C-001
MMSCTR-VEW-C-003	MMS Proxy-Relay Sending M-Mbox-View.conf to Originating MMS Client	6.8.1	O	MMSCTR-PDU-C-002 AND MMSCTR-WSP-C-002
MMSCTR-VEW-C-004	MMS Proxy-Relay sending Information Elements of selected MM in multipart.mixed content of M-Mbox-View.conf PDU to originating MMS Client	6.8.1	O	MMSCTR-PDU-C-002 AND MMSCTR-WSP-C-002

© 2003 Open Mobile Alliance Ltd. All Rights Reserved.
Used with the permission of the Open Mobile Alliance Ltd. under the terms as stated in this document.

IPR2023-01271
EX2005

A.1.9 Upload Transaction

Item	Function	Reference	Status	Requirement
MMSCTR-UPL-C-001	Upload Transaction between Originating MMS Client and MMS Proxy-Relay	6.9	O	MMSCTR-UPL-C-002 AND MMSCTR-UPL-C-003
MMSCTR-UPL-C-002	Originating MMS Client Sending M-Mbox-Upload.req to MMS Proxy-Relay	6.9.1	O	MMSCTR-PDU-C-001 AND MMSCTR-WSP-C-001
MMSCTR-UPL-C-003	MMS Proxy-Relay Sending M-Mbox-Upload.conf to Originating MMS Client	6.9.1	O	MMSCTR-PDU-C-002 AND MMSCTR-WSP-C-002

A.1.10 Delete Transaction

Item	Function	Reference	Status	Requirement
MMSCTR-DLT-C-001	Delete Transaction between Originating MMS Client and MMS Proxy-Relay	6.10	O	MMSCTR-DLT-C-002 AND MMSCTR-DLT-C-003
MMSCTR-DLT-C-002	Originating MMS Client Sending M-Mbox-Delete.req to MMS Proxy-Relay	6.10.1	O	MMSCTR-PDU-C-001 AND MMSCTR-WSP-C-001
MMSCTR-DLT-C-003	MMS Proxy-Relay Sending M-Mbox-Delete.conf to Originating MMS Client	6.10.1	O	MMSCTR-PDU-C-002 AND MMSCTR-WSP-C-002

A.1.11 PDU Encapsulation Dependencies

Item	Function	Reference	Status	Requirement
MMSCTR-PDU-C-001	Originating MMS Client Sending Encapsulated M-Send.req PDU to MMS Proxy-Relay	6.1.1	O	MMSE-C-016 AND MMSE-C-017 AND MMSE-C-018 AND MMSE-C-020 AND MMSE-C-024 AND MMSE-C-033 AND MMSE-C-036
MMSCTR-PDU-C-002	MMS Proxy-Relay Sending Encapsulated M-Send.conf PDU to Originating MMS Client	6.1.1	O	MMSE-C-016 AND MMSE-C-017 AND MMSE-C-018 AND MMSE-C-034 AND MMSE-C-037

© 2003 Open Mobile Alliance Ltd. All Rights Reserved.
Used with the permission of the Open Mobile Alliance Ltd. under the terms as stated in this document.
[OMA-Template-Spec-20030210]
IPR2023-01271
EX2005

MMSCTR-PDU-C-003	MMS Proxy-Relay Sending Encapsulated M-Notification.ind PDU to Receiving MMS Client	6.2.1	O	MMSE-C-042 AND MMSE-C-043 AND MMSE-C-044 AND MMSE-C-047 AND MMSE-C-048 AND MMSE-C-049 AND MMSE-C-050
MMSCTR-PDU-C-004	Receiving MMS Client Sending Encapsulated M-NotifyResp.ind PDU to MMS Proxy-Relay	6.2.1	O	MMSE-C-042 AND MMSE-C-043 AND MMSE-C-044 AND MMSE-C-051
MMSCTR-PDU-C-005	MMS Proxy-Relay Sending Encapsulated M-retrieve.conf PDU to Receiving MMS Client	6.3.1	O	MMSE-C-058 AND MMSE-C-061 AND MMSE-C-062 AND MMSE-C-063 AND MMSE-C-064
MMSCTR-PDU-C-006	Receiving MMS Client Sending Encapsulated M-Acknowledge.ind PDU to MMS Proxy-Relay	6.3.1	O	MMSE-C-083 AND MMSE-C-084 AND MMSE-C-085
MMSCTR-PDU-C-007	MMS Proxy-Relay Sending Encapsulated M-Delivery.ind PDU to Originating MMS Client	6.5.1	O	MMSE-C-083 AND MMSE-C-085 AND MMSE-C-087 AND MMSE-C-088 AND MMSE-C-089 AND MMSE-C-090
MMSCTR-PDU-C-008	Receiving MMS Client Sending Encapsulated M-Read-Rec.ind PDU to MMS Proxy-Relay	6.6.2	O	MMSE-C-060 AND MMSE-C-071 AND MMSE-RDR-C-004 AND MMSE-RDR-C-005 AND MMSE-RDR-C-006 AND MMSE-RDR-C-007 AND MMSE-RDR-C-008 AND MMSE-RDR-C-011
MMSCTR-PDU-C-009	MMS Proxy-Relay Sending Encapsulated M-Read-Orig.ind PDU to Originating MMS Client	6.6.2	O	MMSE-RDR-C-004 AND MMSE-RDR-C-005 AND MMSE-RDR-C-006 AND MMSE-RDR-C-007 AND MMSE-RDR-C-008 AND MMSE-RDR-C-010 AND MMSE-RDR-C-011
MMSCTR-PDU-C-010	MMS Client Sending Encapsulated M-Forward.req PDU to MMS Proxy-Relay	6.4.1	O	MMSE-FWD-C-002 AND MMSE-FWD-C-003 AND MMSE-FWD-C-004 AND MMSE-FWD-C-006 AND MMSE-FWD-C-015 AND MMSE-FWD-C-019
MMSCTR-PDU-C-011	MMS Proxy-Relay Sending Encapsulated M-Forward.conf PDU to MMS Client	6.4.1	O	MMSE-FWD-C-002 AND MMSE-FWD-C-003 AND MMSE-FWD-C-004 AND MMSE-FWD-C-016 AND MMSE-FWD-C-018

© 2003 Open Mobile Alliance Ltd. All Rights Reserved.
Used with the permission of the Open Mobile Alliance Ltd. under the terms as stated in this document.
[OMA-Template-Spec-20030210]
IPR2023-01271
EX2005

MMSCTR-PDU-C-012	MMS Client Sending Encapsulated M-Mbox-Store.req PDU to MMS Proxy-Relay	6.7.1	O	MMSE-STR-C-002 AND MMSE-STR-C-003 AND MMSE-STR-C-004 AND MMSE-STR-C-005
MMSCTR-PDU-C-013	MMS Proxy-Relay Sending Encapsulated M-Mbox-Store.conf PDU to MMS Client	6.7.1	O	MMSE-STR-C-002 AND MMSE-STR-C-003 AND MMSE-STR-C-004 AND MMSE-STR-C-009
MMSCTR-PDU-C-014	MMS Client Sending Encapsulated M-Mbox-View.req PDU to MMS Proxy-Relay	6.8.1	O	MMSE-VEW-C-002 AND MMSE-VEW-C-003 AND MMSE-VEW-C-004
MMSCTR-PDU-C-015	MMS Proxy-Relay Sending Encapsulated M-Mbox-View.conf PDU to MMS Client	6.8.1	O	MMSE-VEW-C-002 AND MMSE-VEW-C-003 AND MMSE-VEW-C-004 AND MMSE-VEW-C-012 AND MMSE-VEW-C-017
MMSCTR-PDU-C-016	MMS Client Sending Encapsulated M-Mbox-Upload.req PDU to MMS Proxy-Relay	6.9.1	O	MMSE-UPL-C-002 AND MMSE-UPL-C-003 AND MMSE-UPL-C-004 AND MMSE-UPL-C-016 AND MMSE-UPL-C-017
MMSCTR-PDU-C-017	MMS Proxy-Relay Sending Encapsulated M-Mbox-Upload.conf PDU to MMS Client	6.9.1	O	MMSE-UPL-C-002 AND MMSE-UPL-C-003 AND MMSE-UPL-C-004 AND MMSE-UPL-C-018
MMSCTR-PDU-C-018	MMS Client Sending Encapsulated M-Mbox-Delete.req PDU to MMS Proxy-Relay	6.10.1	O	MMSE-DLT-C-002 AND MMSE-DLT-C-003 AND MMSE-DLT-C-004 AND MMSE-DLT-C-005
MMSCTR-PDU-C-019	MMS Proxy-Relay Sending Encapsulated M-Mbox-Delete.conf PDU to MMS Client	6.10.1	O	MMSE-DLT-C-002 AND MMSE-DLT-C-003 AND MMSE-DLT-C-004 AND MMSE-DLT-C-007

A.1.12 WAP PUSH Dependencies

Item	Function	Reference	Status	Requirement
MMSCTR-PSH-C-001	MMS Proxy-Relay Using WAP PUSH Operation to Send MMS PDU to MMS Client	8.1.2, 8.1.4, 8.1.5, 8.2.2, 8.2.4, 8.2.5,	O	MMSCTR-PSH-C-004 OR MMSCTR-PSH-C-005 OR MMSCTR-PSH-C-008

© 2003 Open Mobile Alliance Ltd. All Rights Reserved.
Used with the permission of the Open Mobile Alliance Ltd. under the terms as stated in this document.

IPR2023-01271
EX2005

MMSCTR-PSH-C-002	Format and Contents of Push Message	8.1.2, 8.1.4, 8.1.5, 8.2.2, 8.2.4, 8.2.5,	O	MSG-GEN-C-002 AND MSG-GEN-C-003 AND MSG-GEN-C-005
MMSCTR-PSH-C-003	Push Application Addressing and Dispatching to MMS Client	8.1.2, 8.1.4,, 8.1.5, 8.2.2,, 8.2.4,, 8.2.5,	O	(OTA-WSP-C-006 AND OTA-WSP-C-007) OR OTA-HTTP-C-011
MMSCTR-PSH-C-004	Non-secure Port for Connectionless Push	8.1.2, 8.1.4,, 8.1.5, 8.2.2, 8.2.4, 8.2.5,	O	OTA-CL-C-001 AND OTA-CL-C-002
MMSCTR-PSH-C-005	Secure Port for Connectionless Push	6.7, 8.1.2, 8.1.4,8.1.5, 8.2.2,, 8.2.4,, 8.2.5,	O	OTA-CL-C-003
MMSCTR-PSH-C-008	Connection Oriented Push	6.7, 8.1.2, 8.1.4, 8.1.5, 8.2.2, 8.2.4, 8.2.5	O	OTA-CO-C-001

A.1.13 WSP/HTTP Dependencies

Item	Function	Reference	Status	Requirement
MMSCTR-WSP-C-001	MMS Client Using WSP/HTTP POST Request to Send MMS PDU to MMS Proxy-Relay	8.1.1, 8.1.2, 8.1.3, 8.1.5, 8.1.6, 8.2.1, 8.2.2, 8.2.3, 8.2.5, 8.2.6	O	WSP-C-001 OR HTTP-CLT-C-001
MMSCTR-WSP-C-002	MMS Proxy-Relay Using WSP/HTTP POST Response to Send MMS PDU to MMS Client	8.1.1, 8.1.6, 8.2.1, 8.2.6	O	WSP-C-001 OR HTTP-CLT-C-001

© 2003 Open Mobile Alliance Ltd. All Rights Reserved.
Used with the permission of the Open Mobile Alliance Ltd. under the terms as stated in this document.

IPR2023-01271
EX2005

MMSCTR-WSP-C-003	MMS Client Using WSP/HTTP GET Request to Request MMS PDU from MMS Proxy-Relay	8.1.3, 8.2.3	O	WSP-C-001 OR HTTP-CLT-C-001
MMSCTR-WSP-C-004	MMS Proxy-Relay Using WSP/HTTP GET Response to Send MMS PDU to MMS Client	8.1.3, 8.2.3	O	WSP-C-001 OR HTTP-CLT-C-001
MMSCTR-WSP-C-006	http URI Scheme	8.3.1	M	
MMSCTR-WSP-C-007	https URI Scheme	8.3.2	M	MMSCTR-WSP-C-008 OR MMSCTR-WSP-C-009 OR MMSCTR-WSP-C-010
MMSCTR-WSP-C-008	https URI Scheme over WP-HTTP	8.3.2	O	TLS:MCF
MMSCTR-WSP-C-009	https URI Scheme over WSP	8.3.2	O	WTLS:MCF
MMSCTR-WSP-C-010	Report an Error When No TLS or WTLS Security Service is Available in the Terminal	8.3.2	O	

© 2003 Open Mobile Alliance Ltd. All Rights Reserved.
Used with the permission of the Open Mobile Alliance Ltd. under the terms as stated in this document.

IPR2023-01271
EX2005

A.2 MMS Proxy-Relay

A.2.1 Server Level Function Groups

Item	Function	Reference	Status	Requirement
MMSCTR-SLF-S-004	Capability Negotiation between Receiving MMS Client and MMS Proxy-Relay using the UAProf Component MMS Characteristics	7, 8	O	UAProf: MSF
MMSCTR-SLF-S-005	Support for storing and retrieving MM from MMBox	6	O	

A.2.2 Send Transaction

Item	Function	Reference	Status	Requirement
MMSCTR-SND-S-001	Send Transaction between Originating MMS Client and MMS Proxy-Relay	6.1	M	MMSCTR-SND-S-002 AND MMSCTR-SND-S-003
MMSCTR-SND-S-002	Originating MMS Client Sending M-Send.req to MMS Proxy-Relay	6.1.1	O	MMSE-S-076
MMSCTR-SND-S-003	MMS Proxy-Relay Sending M-Send.conf to Originating MMS Client	6.1.1	O	MMSE-S-076
MMSCTR-SND-S-004	Storage of sent MM to MMBox with proper MMState	6.1.1	O	MMSCTR-SLF-S-005

A.2.3 Notification Transaction

Item	Function	Reference	Status	Requirement
MMSCTR-NTF-S-001	Notification Transaction between MMS Proxy-Relay and Receiving MMS Client	6.2	M	MMSCTR-NTF-S-002 AND MMSCTR-NTF-S-003
MMSCTR-NTF-S-002	MMS Proxy-Relay Sending M-Notification.ind to Receiving MMS Client	6.2.1	O	MMSE-S-077 AND MMSCTR-PSH-S-002
MMSCTR-NTF-S-003	Receiving MMS Client Sending M-NotifyResp.ind to MMS Proxy-Relay	6.2.1	O	MMSE-S-077

© 2003 Open Mobile Alliance Ltd. All Rights Reserved.
Used with the permission of the Open Mobile Alliance Ltd. under the terms as stated in this document.

IPR2023-01271
EX2005

A.2.4 Retrieve Transaction

Item	Function	Reference	Status	Requirement
MMSCTR-FTC-S-001	Retrieval Transaction between Receiving MMS Client and MMS Proxy-Relay	6.3	M	MMSCTR-FTC-S-002 AND MMSCTR-FTC-S-003 AND MMSCTR-FTC-S-004
MMSCTR-FTC-S-002	Receiving MMS Client Sending Retrieve Request to MMS Proxy-Relay	6.3.1	O	
MMSCTR-FTC-S-003	MMS Proxy-Relay Sending M-retrieve.conf to Receiving MMS Client	6.3.1	O	MMSE-S-078
MMSCTR-FTC-S-004	Receiving MMS Client Sending M-Acknowledge.ind to MMS Proxy-Relay	6.3.1	O	MMSE-S-078

A.2.5 Forward Transaction

Item	Function	Reference	Status	Requirement
MMSCTR-FWD-S-001	Forward Transaction between Forwarding MMS Client and MMS Proxy-Relay	6.4	O	MMSCTR-FWD-S-002 AND MMSCTR-FWD-S-003
MMSCTR-FWD-S-002	Forwarding MMS Client Sending M-Forward.req to MMS Proxy-Relay	6.4.1	O	MMSE-S-097
MMSCTR-FWD-S-003	MMS Proxy-Relay Sending M-Forward.conf to Forwarding MMS Client	6.4.1	O	MMSE-S-097
MMSCTR-FWD-S-004	Storage of forwarded MM to MMBox with proper MMState	6.4.1	O	MMSCTR-SLF-S-005

A.2.6 Delivery Report Transaction

Item	Function	Reference	Status	Requirement
MMSCTR-DRP-S-001	Delivery Report Transaction between MMS Proxy-Relay and Originating MMS Client	6.5	M	MMSCTR-DRP-S-002

© 2003 Open Mobile Alliance Ltd. All Rights Reserved.
Used with the permission of the Open Mobile Alliance Ltd. under the terms as stated in this document.

IPR2023-01271
EX2005

MMSCTR-DRP-S-002	MMS Proxy-Relay Sending M-Delivery.ind to Originating MMS Client	6.5.1	O	MMSE-S-079 AND MMSCTR-PSH-S-002

A.2.7 Store/Update Transaction

Item	Function	Reference	Status	Requirement
MMSCTR-UPD-S-001	Store Transaction between Originating MMS Client and MMS Proxy-Relay	6.7	O	MMSCTR-UPD-S-002 AND MMSCTR-UPD-S-003
MMSCTR-UPD-S-002	Originating MMS Client Sending M-Mbox-Store.req to MMS Proxy-Relay	6.7.1	O	MMSE-MBX-S-001
MMSCTR-UPD-S-003	MMS Proxy-Relay Sending M-Mbox-Store.conf to Originating MMS Client	6.7.1	O	MMSE-MBX-S-001

A.2.8 View Transaction

Item	Function	Reference	Status	Requirement
MMSCTR-VEW-S-001	View Transaction between Originating MMS Client and MMS Proxy-Relay	6.8	O	MMSCTR-VEW-S-002 AND MMSCTR-VEW-S-003
MMSCTR-VEW-S-002	Originating MMS Client Sending M-Mbox-View.req to MMS Proxy-Relay	6.8.1	O	MMSE-MBX-S-001
MMSCTR-VEW-S-003	MMS Proxy-Relay Sending M-Mbox-View.conf to Originating MMS Client	6.8.1	O	MMSE-MBX-S-001

A.2.9 Upload Transaction

Item	Function	Reference	Status	Requirement
MMSCTR-UPL-S-001	Upload Transaction between Originating MMS Client and MMS Proxy-Relay	6.9	O	MMSCTR-UPL-S-002 AND MMSCTR-UPL-S-003
MMSCTR-UPL-S-002	Originating MMS Client Sending M-Mbox-Upload.req to MMS Proxy-Relay	6.9.1	O	MMSE-MBX-S-001
MMSCTR-UPL-S-003	MMS Proxy-Relay Sending M-Mbox-Upload.conf to Originating MMS Client	6.9.1	O	MMSE-MBX-S-001

© 2003 Open Mobile Alliance Ltd. All Rights Reserved.
Used with the permission of the Open Mobile Alliance Ltd. under the terms as stated in this document.
[OMA-Template-Spec-20030210]
IPR2023-01271
EX2005

A.2.10 Delete Transaction

Item	Function	Reference	Status	Requirement
MMSCTR-DLT-S-001	Delete Transaction between Originating MMS Client and MMS Proxy-Relay	6.10	O	MMSCTR-DLT-S-002 AND MMSCTR-DLT-S-003
MMSCTR-DLT-S-002	Originating MMS Client Sending M-Mbox-Delete.req to MMS Proxy-Relay	6.10.1	O	MMSE-MBX-S-001
MMSCTR-DLT-S-003	MMS Proxy-Relay Sending M-Mbox-Delete.conf to Originating MMS Client	6.10.1	O	MMSE-MBX-S-001

A.2.11 WAP PUSH Dependencies

Item	Function	Reference	Status	Requirement
MMSCTR-PSH-S-002	Format and Contents of Push Message	8.1.2, 8.1.4, 8.1.5, 8.2.2, 8.2.4, 8.2.5	O	MSG-GEN-S-002 AND MSG-GEN-S-003 AND MSG-GEN-S-005

A.2.12 Read Reports

Item	Function	Reference	Status	Requirement
MMSCTR-RRP-S-001	Read Report PDU transaction	6.6	M	MMSCTR-RRP-S-002 AND MMSCTR-RRP-S-003
MMSCTR-RRP-S-002	Ability to handle Read Report PDU	6.6.2, 6.6.3.2	O	MMSE-S-091 AND MMSE-S-092
MMSCTR-RRP-S-003	Ability to send M-Read-Orig.ind PDU from MMS Proxy-Relay to Originating MMS Client	6.6.2, 6.6.3.2	O	MMSCTR-PSH-S-002
MMSCTR-RRP-S-004	Ability to transform an M-Read-Orig.ind PDU into a multimedia message.	6.6.2, 6.6.3.2	O	

A.2.13 WSP/HTTP Dependencies

© 2003 Open Mobile Alliance Ltd. All Rights Reserved.
Used with the permission of the Open Mobile Alliance Ltd. under the terms as stated in this document.

IPR2023-01271
EX2005

Item	Function	Reference	Status	Requirement
MMSCTR-WSP-S-006	http URI Scheme	8.3.1	M	
MMSCTR-WSP-S-007	https URI Scheme	8.3.2	O	MMSCTR-WSP-S-008
MMSCTR-WSP-S-008	https URI Scheme over HTTP	8.3.2	O	TLS:MSF

© 2003 Open Mobile Alliance Ltd. All Rights Reserved.
Used with the permission of the Open Mobile Alliance Ltd. under the terms as stated in this document.

IPR2023-01271
EX2005

Appendix B. UAProf Schema for MMS Characteristics

This section is normative.

```
<?xml version="1.0"?>
       <rdf:RDF xmlns:rdf = "http://www.w3.org/1999/02/22-rdf-syntax-ns#"
       xmlns:rdfs = "http://www.w3.org/2000/01/rdf-schema#"
       xmlns:prf="http://www.wapforum.org/profiles/MMS/ccppschema-20010111#">
       <rdf:Description rdf:ID="Component">
              <rdf:type rdf:resource="http://www.w3.org/2000/01/rdf-schema#Class"/>
              <rdfs:subClassOf rdf:resource="http://www.w3.org/2000/01/rdf-
                     schema#Resource"/>
                     <rdfs:label>Component</rdfs:label>
                     <rdfs:comment>
                            A Component within the CC/PP Schema is a class of related
                            properties that describe the capabilities and preferences
                            information.
                     </rdfs:comment>
       </rdf:Description>


<!-- ******************************************************************* -->
<!-- ***** Properties shared among the components***** -->

<rdf:Description rdf:ID="component">
<rdf:type rdf:resource="http://www.w3.org/1999/02/22-rdf-syntax-ns#Property"/>
<rdfs:label>component</rdfs:label>
<rdfs:comment>
       The component attribute links the various components to
       the root node(profile).
</rdfs:comment>
</rdf:Description>



<!-- ******************************************************************* -->

<!-- ***** Component Definitions ***** -->


<rdf:Description rdf:ID="MmsCharacteristics">

       <rdf:type rdf:resource="http://www.w3.org/2000/01/rdf-schema#Class"/>

       <rdfs:subClassOf rdf:resource="#Component"/>

       <rdfs:label>Component: MmsCharacteristics</rdfs:label>

       <rdfs:comment>

              The MmsCharacteristics component contains properties of the device's

              Multimedia messaging capabilities, such as maximum message size, maximum

              image resolution, etc.

       </rdfs:comment>

</rdf:Description>


<!-- ******************************************************************* -->
<!-- ***** Component: MmsCharacteristics ***** -->
<!-- ******************************************************************* -->
<!-- ***** Attributes for component:   MmsCharacteristics ***** -->

<rdf:Description rdf:ID="MmsMaxMessageSize">
   <rdf:type rdf:resource="http://www.w3.org/1999/02/22-rdf-syntax-ns#Property"/>
   <rdfs:domain rdf:resource="#MmsCharacteristics"/>
          <rdfs:comment>
```

© 2003 Open Mobile Alliance Ltd. All Rights Reserved.
Used with the permission of the Open Mobile Alliance Ltd. under the terms as stated in this document.

IPR2023-01271
EX2005

```
                Description: Maximum size of an MMS message in bytes.
                Type:                        Number
                Resolution:   Locked
                Examples:     2048
          </rdfs:comment>
</rdf:Description>


<rdf:Description rdf:ID="MmsMaxImageResolution">
   <rdf:type rdf:resource="http://www.w3.org/1999/02/22-rdf-syntax-ns#Property"/>
   <rdfs:domain rdf:resource="#MmsCharacteristics"/>
          <rdfs:comment>
               Description:  The maximum size of an image in units of pixels
                                                                (horizontal x vertical).
                Type:                        Literal
                Resolution:   Locked
                Examples:     80x60
          </rdfs:comment>
</rdf:Description>



<rdf:Description rdf:ID="MmsCcppAccept">
   <rdf:type rdf:resource="http://www.w3.org/1999/02/22-rdf-syntax-ns#Property"/>
   <rdf:type rdf:resource="http://www.w3.org/1999/02/22-rdf-syntax-ns#Bag"/>
   <rdfs:domain rdf:resource="#MmsCharacteristics"/>
          <rdfs:comment>
                        Description: Property value is a list of supported content types
                                                        where each item in the list is
a content type name
                                                        registered as a MIME type
                Type:                        Literal bag
                Resolution:   Locked
                Examples:     “image/jpeg”, “audio/wav”, “video/mpeg-4”
          </rdfs:comment>
</rdf:Description>


<rdf:Description rdf:ID="MmsCcppAcceptCharSet">
   <rdf:type rdf:resource="http://www.w3.org/1999/02/22-rdf-syntax-ns#Property"/>
   <rdf:type rdf:resource="http://www.w3.org/1999/02/22-rdf-syntax-ns#Bag"/>
   <rdfs:domain rdf:resource="#MmsCharacteristics"/>
          <rdfs:comment>
                        Description: List of character sets that the MMS Client supports.
                                                        Property value is a list of
character sets, where
                                                        each item in the list is a
character set name registered
                                                        with IANA
                Type:                        Literal bag
                Resolution:   Locked
                Examples:     “US-ASCII”, “ISO-8859-1”
          </rdfs:comment>
</rdf:Description>

<rdf:Description rdf:ID="MmsCcppAcceptLanguage">
   <rdf:type rdf:resource="http://www.w3.org/1999/02/22-rdf-syntax-ns#Property"/>
   <rdf:type rdf:resource="http://www.w3.org/1999/02/22-rdf-syntax-ns#Bag"/>
   <rdfs:domain rdf:resource="#MmsCharacteristics"/>
          <rdfs:comment>
                        Description: List of preferred languages. The first item in the
                                                        list should be considered the
user’s first choice.
                                                        Property value is a list of
natural languages, where
                                                        each item in the list is the
name of a language as
                                                        defined by RFC 1766.
                Type:                        Literal bag
                Resolution:   Locked
                Examples:     “en”, “fr”
```

© 2003 Open Mobile Alliance Ltd. All Rights Reserved.
Used with the permission of the Open Mobile Alliance Ltd. under the terms as stated in this document.

IPR2023-01271
EX2005

```
          </rdfs:comment>
</rdf:Description>

<rdf:Description rdf:ID="MmsCcppAcceptEncoding">
   <rdf:type rdf:resource="http://www.w3.org/1999/02/22-rdf-syntax-ns#Property"/>
   <rdf:type rdf:resource="http://www.w3.org/1999/02/22-rdf-syntax-ns#Bag"/>
   <rdfs:domain rdf:resource="#MmsCharacteristics"/>
          <rdfs:comment>
                        Description: List of transfer encodings that the MMS Client
supports.
                                                                Property value is a list of
transfer encodings, where
                                                                each item in the list is a
transfer encoding name as
                                                                specified by RFC 2045 and
registered with IANA.
                Type:                        Literal bag
                Resolution:   Locked
                Examples:     “base64”, “quoted-printable"
          </rdfs:comment>
</rdf:Description>

<rdf:Description rdf:ID="MmsVersion">
   <rdf:type rdf:resource="http://www.w3.org/1999/02/22-rdf-syntax-ns#Property"/>
   <rdf:type rdf:resource="http://www.w3.org/1999/02/22-rdf-syntax-ns#Bag"/>
   <rdfs:domain rdf:resource="#MmsCharacteristics"/>
          <rdfs:comment>
                        Description: The MMS versions supported by the MMS Client
conveyed
                                                                as
majorVersionNumber.minorVersionNumber.
                Type:                        Literal bag
                Resolution:   Locked
                Examples:     "2.0", "1.3"
          </rdfs:comment>
</rdf:Description>

<rdf:Description rdf:ID="MmsCcppStreamingCapable">
   <rdf:type rdf:resource="http://www.w3.org/1999/02/22-rdf-syntax-ns#Property"/>
   <rdfs:domain rdf:resource="#MmsCharacteristics"/>
          <rdfs:comment>
                        Description: Indicates whether the MMS Client is capable of
invoking
                              streaming.
                Type:                        Boolean
                Resolution:   Locked
                Examples:     "Yes", "No"
          </rdfs:comment>
</rdf:Description>

<rdf:Description ID="MmsSmilBaseSet">
  <rdf:type rdf:resource="http://www.w3.org/2000/01/rdf-schema#Property"/>
  <rdf:type rdf:resource="http://www.w3.org/2000/01/rdf-schema#Bag"/>
  <rdfs:domain rdf:resource="#MmsCharacteristics"/>
  <rdfs:comment>
    Description: Indicates one or more base sets of SMIL modules that the
    client supports. Legal values are the following pre-defined
    identifiers: "SMIL-CONF-1-2" indicates the SMIL base set and
    associated limitations defined in the OMA MMS Conformance Document. Values defined in
    3GPP TS 26.234 for the "SmilBaseSet" component may also be used.

    Type: Literal bag
    Resolution: Locked
    Examples: "SMIL-CONF-1-2", "SMIL-3GPP-R4", "SMIL-3GPP-R5"
  </rdfs:comment>

</rdf:Description>
<rdf:Description rdf:ID="MmsContentClass">
   <rdf:type rdf:resource="http://www.w3.org/1999/02/22-rdf-syntax-ns#Property"/>
```

© 2003 Open Mobile Alliance Ltd. All Rights Reserved.
Used with the permission of the Open Mobile Alliance Ltd. under the terms as stated in this document.

IPR2023-01271
EX2005

```
   <rdf:type rdf:resource="http://www.w3.org/1999/02/22-rdf-syntax-ns#Bag"/>
   <rdfs:domain rdf:resource="#MmsCharacteristics"/>
          <rdfs:comment>
                                                          Description: Property value
is a list of supported content            classes where each item in the list is an MM
content class as defined in the MMS Conformance Document.
                Type: Literal bag
                Resolution:  Locked
                Examples:    “TX”, “IB”, “IR”, “VB”, “VR”
          </rdfs:comment>
</rdf:Description>

<rdf:Description ID="MmsSuppressContentAdaptation">
  <rdf:type rdf:resource="http://www.w3.org/2000/01/rdf-schema#Property"/>
  <rdfs:domain rdf:resource="#MmsCharacteristics"/>
  <rdfs:comment>
        Description: Indicates that no content adaptation is to be performed by the MMS
    Proxy-Relay.

    Type: Boolean
    Resolution: Locked
    Examples: "Yes", "No"
    Default: "No"
  </rdfs:comment>
</rdf:Description>

</rdf:RDF>
```

© 2003 Open Mobile Alliance Ltd. All Rights Reserved.
Used with the permission of the Open Mobile Alliance Ltd. under the terms as stated in this document.

IPR2023-01271
EX2005

Appendix C. Relationship to 3GPP MMS Specifications

This appendix is informative.

The client transactions defined in this document aim at fulfilling the requirements stated in the technical specifications of the 3rd Generation Partnership Project. These include the service aspects of MMS described in [TS22140] and the functional description contained in [TS23140].

In order to provide for an unambiguous relationship between WAP MMS PDUs and 3GPP MMS messages this appendix contains a mapping between these PDUs and messages.

WAP PDUs are defined for the interface between the MMS Proxy-Relay and the MMS Client. This interface corresponds to the interface between the MMS Relay/Server and the MMS User Agent, called "MM1"in the 3GPP specifications.

The following sections cover the different transactions defined in this specification.

NOTE: The distinction between immediate and deferred retrieval is only done in the WAP MMS specifications. Therefore the relationship between WAP MMS PDUs and 3GPP MMS messages are slightly different for the two retrieval cases.

a) MMS Client Sending Message to MMS Proxy-Relay

The following table figures out the relationship between WAP MMS PDUs and the corresponding 3GPP MMS messages when the MMS Client sends a multimedia message to the MMS Proxy Relay.

WAP MMS PDU	3GPP MMS Message
M-Send.req	MM1_submit.REQ
M-Send.conf	MM1_submit.RES

Table 3: Relationship between WAP MMS PDUs and 3GPP MMS messages when the MMS Client sends a multimedia message to the MMS Proxy Relay.

b) MMS Proxy-Relay Sending Notification to MMS Client in case of Deferred Retrieval

The following table figures out the relationship between WAP MMS PDUs and the corresponding 3GPP MMS messages when the MMS Proxy-Relay sends a notification to the MMS Client in case of deferred retrieval.

WAP MMS PDU	3GPP MMS Message
M-Notification.ind	MM1_notification.REQ
M-NotifyResp.ind	MM1_notification.RES

Table 4: Relationship between WAP MMS PDUs and 3GPP MMS messages when the MMS Proxy-Relay sends a notification to the MMS Client in case of deferred retrieval.

c) MMS Proxy-Relay Sending Notification to MMS Client in case of Immediate Retrieval

© 2003 Open Mobile Alliance Ltd. All Rights Reserved.
Used with the permission of the Open Mobile Alliance Ltd. under the terms as stated in this document.

IPR2023-01271
EX2005

The following table figures out the relationship between WAP MMS PDUs and the corresponding 3GPP MMS messages when the MMS Proxy-Relay sends a notification to the MMS Client in case of immediate retrieval.

WAP MMS PDU	3GPP MMS Message
M-Notification.ind	MM1_notification.REQ
M-NotifyResp.ind	MM1_acknowledgement.REQ

Table 5: Relationship between WAP MMS PDUs and 3GPP MMS messages when the MMS Proxy-Relay sends a notification to the MMS Client in case of immediate retrieval.

d) MMS Client Retrieving Message from MMS Proxy-Relay

The following table figures out the relationship between WAP MMS PDUs and the corresponding 3GPP MMS messages when the MMS Client retrieves the multimedia message from the MMS Proxy-Relay.

WAP MMS PDU	3GPP MMS Message
WSP/HTTP-Get.req	MM1_retrieve.REQ
M-Retrieve.conf	MM1_retrieve.RES
M-Acknowledge.ind	MM1_acknowledgement.REQ

Table 6: Relationship between WAP MMS PDUs and 3GPP MMS messages when the MMS Client retrieves the message from the MMS Proxy-Relay.

NOTE: In case of immediate retrieval the PDU M-Acknowledge.ind is omitted from this transaction. Its task is fulfilled by the M-NotifyResp.ind contained in the transaction of sending a notification from the MMS Proxy-Relay to an MMS Client described in the section above.

e) Message Forwarding

The following table figures out the relationship between WAP MMS PDUs and the corresponding 3GPP MMS messages in the case of message forwarding without prior retrieval of the message.

WAP MMS PDU	3GPP MMS Message
M-Forward.req	MM1_forward.REQ
M-Forward.conf	MM1_forward.RES

Table 7: Relationship between WAP MMS PDUs and 3GPP MMS messages in case of message forwarding.

f) MMS Proxy-Relay Sending Delivery Report to MMS Client

© 2003 Open Mobile Alliance Ltd. All Rights Reserved.
Used with the permission of the Open Mobile Alliance Ltd. under the terms as stated in this document.

IPR2023-01271
EX2005

The following table figures out the relationship between WAP MMS PDU and the corresponding 3GPP MMS message when the MMS Proxy-Relay sends a delivery report to the MMS Client.

WAP MMS PDU	3GPP MMS Message
M-Delivery.ind	MM1_delivery_report.REQ

Table 8: Relationship between WAP MMS PDU and 3GPP MMS message when the MMS Proxy-Relay sends a delivery report to the MMS Client.

g) Recipient MMS Client Sending Read Report to Originator MMS Client

The following table figures out the relationship between WAP MMS PDUs and the corresponding 3GPP MMS messages when the recipient MMS Client sends a read report as a regular MM to the originator MMS Client via one or more MMS Proxy-Relay(s).

WAP MMS PDU	3GPP MMS Message
new MMS-Message: M-Send.req	MM1_read_reply_receipient.REQ
M-Notification.ind + M-Retrieve.conf	MM1_read_reply_originator.REQ

Table 9: Relationship between WAP MMS PDUs and 3GPP MMS messages when the recipient MMS Client sends a read report as a regular MM to the originator MMS Client via one or more MMS Proxy-Relay(s).

The following table figures out the relationship between WAP MMS PDUs and the corresponding 3GPP MMS messages when the recipient MMS Client sends a read report as a PDU to the originator MMS Client via one or more MMS Proxy-Relay(s).

WAP MMS PDU	3GPP MMS Message
M-ReadRec.ind	MM1_read_reply_receipient.REQ
M-ReadOrig.ind	MM1_read_reply_originator.REQ

Table 10: Relationship between WAP MMS PDUs and 3GPP MMS messages when the recipient MMS Client sends a read report as a PDU to the originator MMS Client via one or more MMS Proxy-Relay(s)

© 2003 Open Mobile Alliance Ltd. All Rights Reserved.
Used with the permission of the Open Mobile Alliance Ltd. under the terms as stated in this document.

IPR2023-01271
EX2005

Appendix D. Change History (Informative)

D.1 Approved Version History

Reference	Date	Description
n/a	n/a	No previous version within OMA

D.2 Draft/Candidate Version 1.2 History

Document Identifier	Date	Section	Description
Draft Version OMA-WAP-MMS-CTR-v1_1-20020823-p	23 Aug 2002		The initial version of this document.
Draft Version OMA-WAP-MMS-CTR-v1_1-20021031-p	31 Oct 2002	6	Incorporating changes in the SCD OMA-WAP-CTR-SCD_100-20020909-a
Candidate Version OMA-WAP-MMS-CTR-v1_1-20021031-C.	31 Oct 2002		TP approved Candidate Version
Draft Version OMA-WAP-MMS-CTR-v1_1-20021121-p	21 Nov 2002	7.2	Correction of erroneous appendix reference.
Draft Version OMA-MAG-MMS-2002-0004R2	22 Nov 2002		Incorporation of MMBox support to achieve parity with Stage 2 Release 5 definition of persistent-storage support.
Draft Version OMA-MAG-MMDC-2003-0020-CR Streaming	26 Feb 2003	2.2, 5.3	Incorporating CR which correct references regarding streaming.
Draft Version OMA-WAP-MMS-CTR-v1_2-20030226-d	26 Feb 2003	Appendix B	Correction of UAProf example
Draft Version OMA-WAP-MMS-CTR-v1_2-20030610	11 June 2003	Appendix A	Corrections to SCR Tables, incorporation of CRs OMA-MAG-MMSG-2003-0101R1, OMA-MAG-MMSG-2003-0056R2
Draft Version OMA-WAP-MMS-CTR-v1_2-20030610	11 Jun 2003	7.1 and Appendix B	Corrections to UA Prof schema, incorporation of CR OMA-MAG-MMSG-2003-0141R1
Draft Version	23 Jun 2003	Appendix D	Editorial change .Incorporation of editorial changes as agreed upon during MAG closing plenary on 2003-06-12.
Draft Version OMA-MMS-CTR-v1_2-20030623-D.doc	23 June 2003		Draft for TP approval
Candidate Version OMA- MMS-CTR-v1_2-20030716-C	16 July 2003		Status Changed to Candidate by TP TP ref# OMA-TP-2003-0303
Error corrections	16 Sept 2003	2.1, 6.10.1	Corrections according to CR's OMA-MAG-MMSG-2003-100 and OMA-MAG-MMSG-2003-181

© 2003 Open Mobile Alliance Ltd. All Rights Reserved.
Used with the permission of the Open Mobile Alliance Ltd. under the terms as stated in this document.

IPR2023-01271
EX2005