AFFIDAVIT OF NATHANIEL E FRANK-WHITE

1. I am a Records Request Processor at the Internet Archive. I make this declaration of my own personal knowledge.

2. The Internet Archive is a website that provides access to a digital library of Internet sites and other cultural artifacts in digital form. Like a paper library, we provide free access to researchers, historians, scholars, and the general public. The Internet Archive has partnered with and receives support from various institutions, including the Library of Congress.

3. The Internet Archive has created a service known as the Wayback Machine. The Wayback Machine makes it possible to browse more than 450 billion pages stored in the Internet Archive's web archive. Visitors to the Wayback Machine can search archives by URL (i.e., a website address). If archived records for a URL are available, the visitor will be presented with a display of available dates. The visitor may select one of those dates, and begin browsing an archived version of the Web. Links on archived files in the Wayback Machine point to other archived files (whether HTML pages or other file types), if any are found for the URL indicated by a given link. For instance, the Wayback Machine is designed such that when a visitor clicks on a hyperlink on an archived page that points to another URL, the visitor will be served the archived file found for the hyperlink's URL with the closest available date to the initial file containing the hyperlink.

4. The archived data made viewable and browsable by the Wayback Machine is obtained by use of web archiving software that automatically stores copies of files available via the Internet, each file preserved as it existed at a particular point in time.

5. The Internet Archive assigns a URL on its site to the archived files in the format http://web.archive.org/web/[Year in yyyy][Month in mm][Day in dd][Time code in hh:mm:ss]/[Archived URL] aka an "extended URL". Thus, the extended URL http://web.archive.org/web/19970126045828/http://www.archive.org/ would be the URL for the record of the Internet Archive home page HTML file (http://www.archive.org/) archived on January 26, 1997 at 4:58 a.m. and 28 seconds (1997/01/26 at 04:58:28). The date indicated by an extended URL applies to a preserved instance of a file for a given URL, but not necessarily to any other files linked therein. Thus, in the case of a page constituted by a primary HTML file and other separate files (e.g., files with images, audio, multimedia, design elements, or other embedded content) linked within that primary HTML file, the primary HTML file and the other files will each have their own respective extended URLs and may not have been archived on the same dates.

6. Attached hereto as Exhibit A are true and accurate copies of screenshots of the Internet Archive's records of the archived files for the URLs and the dates specified in the attached coversheet of each printout.

7. Attached hereto as Exhibit B are true and accurate copies of the Internet Archive's records of the archived files for the URLs and the dates specified in the attached coversheet of each file.

8. I declare under penalty of perjury that the foregoing is true and correct.

DATE: 06/30/2022

Nathaniel E Frank-White

Nathaniel E Frank-White

JURAT

State/Commonwealthof FLORIDA)
☐City ☑County of Broward)

On 06/30/2022, before me, Peta-Gaye Anderson ,
Date *Notary Name*

the foregoing instrument was subscribed and sworn (or affirmed) before me by:

Nathaniel E Frank-White.
Name of Affiant(s)

☐ Personally known to me **-- OR --**

☐ Proved to me on the basis of the oath of N/A **-- OR --**
Name of Credible Witness

☑ Proved to me on the basis of satisfactory evidence: CO DRIVER LICENSE/MFA
Type of ID Presented

PETA-GAYE ANDERSON
Notary Public - State of Florida
Commission # HH 102153
Expires on March 9, 2025

WITNESS my hand and official seal.

Notary Public Signature: Peta-Gaye Anderson

Notary Name: Peta-Gaye Anderson

Notary Commission Number: HH 102153

Notary Commission Expires: 03/09/2025

Notarized online using audio-video communication

DESCRIPTION OF ATTACHED DOCUMENT

Title or Type of Document: Affidavit of Nathaniel E Frank-White

Document Date: 06/30/2022

Number of Pages (including notarial certificate): 3

Petitioner's Exhibit 1013
Meridian v. Safe Haven
IPR2022-01253 and IPR2022-01254

EXHIBIT A

https://web.archive.org/web/20150919150636/http://www.birdbarrier.com/products/mist-net-kits/

INTERNET ARCHIVE Wayback Machine
http://www.birdbarrier.com/products/mist-net-kits/ Go
57 captures
19 Jul 2015 - 29 May 2019
AUG SEP APR
2014 19 2015 2017
About this capture

Mist Nets

Mist Nets are used to remove birds from the interior of a building. They are made of ultra-fine black twine in a 3/4-inch mesh.

BUY NOW

Where to Use:	Warehouses, stores, etc.
Target Birds:	Sparrows, starlings, swallows
Material:	Ultra-fine black twine
Installation:	None. The nets are portable; remove with the captured bird
Expertise Level:	Easy

Watch Videos » Hover over a thumbnail to see the video title.
Mobile device users - click the **Videos** tab below.

Mist Nets Information

- Overview
- Videos

Using a mist net to capture birds in a store is already a challenging matter. Your equipment shouldn't make it harder!

Bird Barrier's new Mist Net Kits minimize labor time and headaches through a series of innovations:

1. An angled 140-pound magnet locks to steel beams, shelves and pipes.
2. A removable, 60-inch top section enables users to simply roll up mist nets when done using them.
3. Telescoping 18-foot and 24-foot bottom-section poles deliver smooth cam-lock section control. And aluminum is far stiffer than fiberglass.
4. A locking coupler provides a strong link between the top section and telescopic poles.
5. Flexible fiberglass chase pole and painter?s tape flag are an ideal way to chase birds toward the net.
6. Laser pointer reinforces the chase pole.

New Kits:

- 18 ft. Single Kit
- 24 ft. Single Kit
- 18 ft. Double Kit
- 24 ft. Double Kit

Mist Net Kit Assembly and Use

ARTICLES

There are no stories featuring this Product at this time.

Learn More

Continue reading about Mist Net Kits or browse All Articles from the informative to the downright humourous.

https://web.archive.org/web/20140714105215/http://www.birdbarrier.com/videos/

INTERNET ARCHIVE Wayback Machine
http://www.birdbarrier.com/videos/ Go
104 captures
27 Dec 2010 - 9 Nov 2017
MAY JUL SEP
2013 14 2014 2015
About this capture

Bird Barrier Video Library

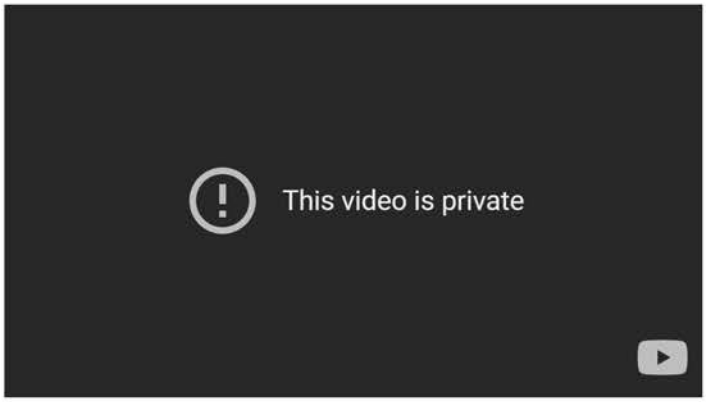

How To Install Bird Barrier's Bird-Shock Flex-Track

This video describes the various situations where Bird-Shock Flex-Track is effective for bird control and how to install the product.

Views: 541

See More Videos:

BBTV Archives
BirdBarrier en Espanol
Installation
On The Job: Bird Barrier In The Field
Pest Barrier Product
Product Overview
Sales Tips

Installation Videos

How To Install Bird Barrier's Bird-Shock Flex-Track: This video describes the various situations where Bird-Shock Flex-Track is effective for bird control and how to install the product.

How to Install Bird Barrier's StealthNet: This video describes the various situations where StealthNet is effective for bird control and how to install the product.

Installing Bird Barrier Bird-Coil: Bird Barrier's Bird Coil is America's most innovative, versatile, easy-to-use anti-perching system. Made of high-grade stainless steel, Bird Coil is perfect for long, narrow, exposed ledges. It is also adaptable to most architectural details.

How to Instal Bird Barrier's BirdWire: This is a quick description of the different situations where bird wire is an effective deterrent. It also details the different ways to install the bird control device depending on the surface you are protecting.

How to Install Bird Barrier's Bird-Flite Deterrent Spikes: This is a quick explanation of the different models of Bird-Flight spikes available and how to properly install this nuance bird deterrent device,

How To Install Bird Barrier's BirdSlide: Cameron Riddell introduces the BirdSlide product and shows how to install it in order to keep nuisance birds from landing and nesting on ledges.

How to assemble the OvoControl Feeder: Steve Blythe from Bird Barrier shows how to assemble the OvoConrtrol feeder

Humane Bird Traps:

http://www.birdbarrier.com/products/bird-traps/ Bird Barrier offers a variety of Bird Traps designed to trap birds for removal from a site. This video features new

Bird Barrier: Bird Net Patch Repair: Available For Purchase @ http://www.birdbarrier.com 1-800-503-5444 Visit The Blog@

http://www.birdbarrier.com/droppings/

How to install Batcone: Inventor Jim Dreisacker shows where and how to instal the Batcone, The Pro-Cone and the Batcone 2

A guide to placement of the Eagle Eye bird deterrent device in agricultural settings.: This is a guide to the proper placement of the Eagle Eye bird deterrent device in agricultural settings. It will give you a basic understanding of what to look for when deciding where to put the units and how

A guide to placement of the Eagle Eye bird deterrent device on buildings: This is a guide to the proper placement of the Eagle Eye bird deterrent device on buildings. It will give you a basic understanding of what to look for when deciding where to put the units and how many to of them will

FlexTrack Gordy Tech:

How To Install Bird Barrier Dura-Spike: This video demonstrates the simple and fast installation of Bird Barrier's Dura-Spike all-stainless-steel bird deterrent spikes.

Eagle Eye Webinar: John Kotze, developer of the Eagle Eye system, delivers a brief informational seminar on the concept, placement, and utilization of the Eagle Eye bird deterrent system.

How To Install Bird Barrier's Solar Panel Exclusion Kit: Cameron Riddell demonstrates how to install the new solar panel bird and wildlife exclusion system from Bird Barrier. This simple, non-penetrating system is fast and easy to install, does not void panel warranties, and is endorsed by leading

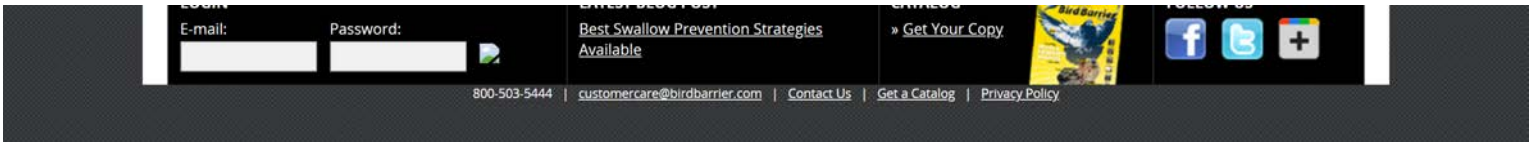
E-mail:
Password:
Best Swallow Prevention Strategies Available
» Get Your Copy
800-503-5444 | customercare@birdbarrier.com | Contact Us | Get a Catalog | Privacy Policy

https://web.archive.org/web/20140909111308/http://www.birdbarrier.com/videos/

INTERNET ARCHIVE Wayback Machine
http://www.birdbarrier.com/videos/ Go
104 captures
27 Dec 2010 - 9 Nov 2017
JUL SEP OCT 09 2013 2014 2015
About this capture

Bird Barrier Video Library

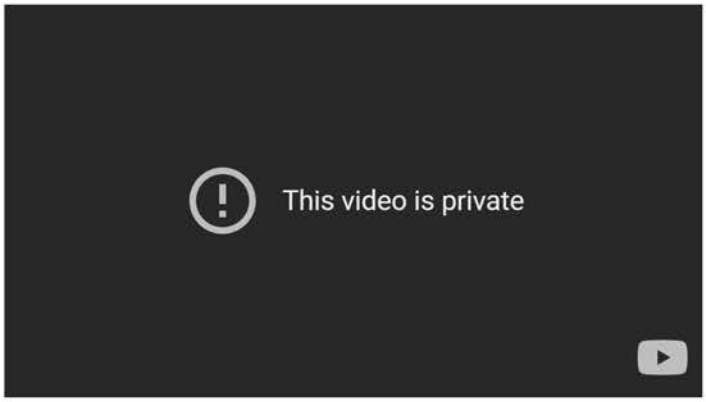

How To Install Bird Barrier's Bird-Shock Flex-Track

This video describes the various situations where Bird-Shock Flex-Track is effective for bird control and how to install the product.

Views: 636

See More Videos:

BBTV Archives
BirdBarrier en Espanol
Installation
On The Job: Bird Barrier In The Field
Pest Barrier Product
Product Overview
Sales Tips

Installation Videos

How To Install Bird Barrier's Bird-Shock Flex-Track: This video describes the various situations where Bird-Shock Flex-Track is effective for bird control and how to install the product.

How to Install Bird Barrier's StealthNet: This video describes the various situations where StealthNet is effective for bird control and how to install the product.

Installing Bird Barrier Bird-Coil: Bird Barrier's Bird Coil is America's most innovative, versatile, easy-to-use anti-perching system. Made of high-grade stainless steel, Bird Coil is perfect for long, narrow, exposed ledges. It is also adaptable to most architectural details.

How to Instal Bird Barrier's BirdWire: This is a quick description of the different situations where bird wire is an effective deterrent. It also details the different ways to install the bird control device depending on the surface you are protecting.

How to Install Bird Barrier's Bird-Flite Deterrent Spikes: This is a quick explanation of the different models of Bird-Flight spikes available and how to properly install this nuance bird deterrent device,

How To Install Bird Barrier's BirdSlide: Cameron Riddell introduces the BirdSlide product and shows how to install it in order to keep nuisance birds from landing and nesting on ledges.

How to assemble the OvoControl Feeder: Steve Blythe from Bird Barrier shows how to assemble the OvoConrtrol feeder

Humane Bird Traps:

http://www.birdbarrier.com/products/bird-traps/ Bird Barrier offers a variety of Bird Traps designed to trap birds for removal from a site. This video features new

Bird Barrier: Bird Net Patch Repair: Available For Purchase @ http://www.birdbarrier.com 1-800-503-5444 Visit The Blog@

http://www.birdbarrier.com/droppings/

How to install Batcone: Inventor Jim Dreisacker shows where and how to instal the Batcone, The Pro-Cone and the Batcone 2

A guide to placement of the Eagle Eye bird deterrent device in agricultural settings.: This is a guide to the proper placement of the Eagle Eye bird deterrent device in agricultural settings. It will give you a basic understanding of what to look for when deciding where to put the units and how

A guide to placement of the Eagle Eye bird deterrent device on buildings: This is a guide to the proper placement of the Eagle Eye bird deterrent device on buildings. It will give you a basic understanding of what to look for when deciding where to put the units and how many to of them will

FlexTrack Gordy Tech:

How To Install Bird Barrier Dura-Spike: This video demonstrates the simple and fast installation of Bird Barrier's Dura-Spike all-stainless-steel bird deterrent spikes.

Eagle Eye Webinar: John Kotze, developer of the Eagle Eye system, delivers a brief informational seminar on the concept, placement, and utilization of the Eagle Eye bird deterrent system.

How To Install Bird Barrier's Solar Panel Exclusion Kit: Cameron Riddell demonstrates how to install the new solar panel bird and wildlife exclusion system from Bird Barrier. This simple, non-penetrating system is fast and easy to install, does not void panel warranties, and is endorsed by leading

How To Use The Sparrow Trap Door from Bird Barrier: Cameron Riddell shows how to set up, prebait, and use the Sparrow Trap Door system. Also featured is the breakthrough audio lure which is proven to help capture more birds more quickly!

Mist Net Kit Assembly and Use: Cameron Riddell demonstrates the proper deployment of the new Mist Net kits from Bird Barrier.

E-mail: Password: LOGIN

Pigeon Birth Control at Manufacturing Plants

» Get Your Copy



800-503-5444 | customercare@birdbarrier.com | Contact Us | Get a Catalog | Privacy Policy

https://web.archive.org/web/20140910023415/http://www.birdbarrier.com/videos/Mist-Net-Kit-Assembly-and-Use.html

INTERNET ARCHIVE Wayback Machine
http://www.birdbarrier.com/videos/Mist-Net-Kit-Assembly-and-Use.html Go
1 capture 10 Sep 2014
AUG SEP OCT 10 2013 2014 2015
About this capture

Bird Barrier Video Library

Mist Net Kit Assembly and Use

Cameron Riddell demonstrates the proper deployment of the new Mist Net kits from Bird Barrier.

Views: 19

See More Videos:

BBTV Archives
BirdBarrier en Espanol
Installation
On The Job: Bird Barrier In The Field
Pest Barrier Product
Product Overview
Sales Tips

Installation Videos

How To Install Bird Barrier's Bird-Shock Flex-Track: This video describes the various situations where Bird-Shock Flex-Track is effective for bird control and how to install the product.

How to Install Bird Barrier's StealthNet: This video describes the various situations where StealthNet is effective for bird control and how to install the product.

Installing Bird Barrier Bird-Coil: Bird Barrier's Bird Coil is America's most innovative, versatile, easy-to-use anti-perching system. Made of high-grade stainless steel, Bird Coil is perfect for long, narrow, exposed ledges. It is also adaptable to most architectural details.

How to Instal Bird Barrier's BirdWire: This is a quick description of the different situations where bird wire is an effective deterrent. It also details the different ways to install the bird control device depending on the surface you are protecting.

How to Install Bird Barrier's Bird-Flite Deterrent Spikes: This is a quick explanation of the different models of Bird-Flight spikes available and how to properly install this nuance bird deterrent device,

How To Install Bird Barrier's BirdSlide: Cameron Riddell introduces the BirdSlide product and shows how to install it in order to keep nuisance birds from landing and nesting on ledges.

How to assemble the OvoControl Feeder: Steve Blythe from Bird Barrier shows how to assemble the OvoConrtrol feeder

Humane Bird Traps:

http://www.birdbarrier.com/products/bird-traps/ Bird Barrier offers a variety of Bird Traps designed to trap birds for removal from a site. This video features new

Bird Barrier: Bird Net Patch Repair: Available For Purchase @ http://www.birdbarrier.com 1-800-503-5444 Visit The Blog@ http://www.birdbarrier.com/droppings/

How to install Batcone: Inventor Jim Dreisacker shows where and how to instal the Batcone, The Pro-Cone and the Batcone 2

A guide to placement of the Eagle Eye bird deterrent device in agricultural settings.: This is a guide to the proper placement of the Eagle Eye bird deterrent device in agricultural settings. It will give you a basic understanding of what to look for when deciding where to put the units and how

A guide to placement of the Eagle Eye bird deterrent device on buildings: This is a guide to the proper placement of the Eagle Eye bird deterrent device on buildings. It will give you a basic understanding of what to look for when deciding where to put the units and how many to of them will

FlexTrack Gordy Tech:

How To Install Bird Barrier Dura-Spike: This video demonstrates the simple and fast installation of Bird Barrier's Dura-Spike all-stainless-steel bird deterrent spikes.

Eagle Eye Webinar: John Kotze, developer of the Eagle Eye system, delivers a brief informational seminar on the concept, placement, and utilization of the Eagle Eye bird deterrent system.

How To Install Bird Barrier's Solar Panel Exclusion Kit: Cameron Riddell demonstrates how to install the new solar panel bird and wildlife exclusion system from Bird Barrier. This simple, non-penetrating system is fast and easy to install, does not void panel warranties, and is endorsed by leading

How To Use The Sparrow Trap Door from Bird Barrier: Cameron Riddell shows how to set up, prebait, and use the Sparrow Trap Door system. Also featured is the breakthrough audio lure which is proven to help capture more birds more quickly!

Mist Net Kit Assembly and Use: Cameron Riddell demonstrates the proper deployment of the new Mist Net kits from Bird Barrier.

E-mail: Password: LOGIN

Pigeon Birth Control at Manufacturing Plants

» Get Your Copy



800-503-5444 | customercare@birdbarrier.com | Contact Us | Get a Catalog | Privacy Policy

https://web.archive.org/web/20150928062903/https://www.environmental-expert.com/products/bird-barrier-mist-net-kits-410382

INTERNET ARCHIVE Wayback Machine
https://www.environmental-expert.com/products/bird-barrier-mist-net-kits-410382 Go
2 captures
28 Sep 2015 - 23 Apr 2021
AUG SEP APR
2014 28 2015 2021
About this capture

Bird Barrier

20925 Chico Street, Carson, CA | 90746 USA

View Phone/Fax Number | Visit Website

Bronze Sponsor

Contact Now

PROFILE | PRODUCTS | INDUSTRIES | TRAINING | DOWNLOADS | VIDEOS | ARTICLES | NEWS | STAFF

Bird Barrier - Mist Net Kits

From Other Solutions

(0 votes) 0 Reviews

Bird Barrier - Mist Net Kits

Using a mist net to capture birds in a store is already a challenging matter. Your equipment shouldn't make it harder!

Videos

Mist Net Kit Assembly and Use - Video

» View All

Bird Barrier's new Mist Net Kits minimize labor time and headaches through a series of innovations:

Image

1. An angled 140-pound magnet locks to steel beams, shelves and pipes.
2. A removable, 60-inch top section enables users to simply roll up mist nets when done using them.
3. Telescoping 18-foot and 24-foot bottom-section poles deliver smooth cam-lock section control. And aluminum is far stiffer than fiberglass.
4. A locking coupler provides a strong link between the top section and telescopic poles.
5. Flexible fiberglass chase pole and painter?s tape flag are an ideal way to chase birds toward the net.
6. Laser pointer reinforces the chase pole.

Contact

your message * Predefined texts

Type your message or select one of the predefined messages from the option above

your name *

First Name | Last Name

your email *

Type your email address

☑ I would like to receive periodic email updates and special offers from Environmental XPRT.

☑ I would like to receive periodic email updates and special offers from select suppliers.

Send

By continuing you agree to the Terms & Conditions and Privacy Policy of this website.

Visit supplier website

More About this Product

Share this product

Share

Bird Barrier
20925 Chico Street
Carson , CA 90746

VIDEOS RELATED TO THIS PRODUCT

Mist Net Kit Assembly and Use - Video

MOST POPULAR RELATED SEARCHES

bird barrier netting | bird barrier | bird net | bird netting

Add Your Customer Review

Write your review here

Publish your review

0 Reviews

No reviews were found for Bird Barrier - Mist Net Kits. Be the first to review!

ABOUT ENVIRONMENTAL XPRT

Environmental XPRT is a global environmental industry marketplace and information resource. Online product catalogs, news, articles, events, publications, jobs & more. » *Read more*

CHANNELS
Air & Climate
Energy & Renewables
Environmental Management
Health & Safety
Monitoring & Testing
Soil & Groundwater
Waste & Recycling
Water & Wastewater

SOLUTIONS
Products
Software
Training
Services
Applications

LATEST
News
Events
Jobs

PUBLICATIONS
Articles
Books
Journals
Downloads
Videos

COMPANIES
View Companies

XPRTS
View Xprts

SUPPORT
FAQs

OUR SITES
XPRT Media
Agriculture XPRT

Environmental XPRT is part of XPRT Media All Rights Reserved Terms / Privacy Company Sitemap / Category Sitemap / Xprts Sitemap