LegalMetric Time to Trial Report
Northern District of Illinois
Patent Cases
January 2013 to April 2023

The information contained in this report is obtained from the official docket records of the federal courts. No attempt has been made to correct that data. For example, cases may be misclassified in the official docket records. In addition, cases are classified only by the primary cause of action. Cases having multiple causes of action are analyzed only under the primary cause of action identitied on the official court docket.

LegalMetric, Inc. is not a law firm, does not provide legal advice, and is not engaged in the practice of law. No attorney-client relationship exists between LegalMetric, Inc. and any user of its products. LegalMetric provides statistical and analytical information to anyone who desires to purchase that information. Any purchaser of LegalMetric products who wants legal advice should hire an attorney.

GOOGLE EXHIBIT 1025 [1]

Overview:

The dockets of patent cases of Northern District of Illinois were examined to identify cases from January 2013 to April 2023 in which a trial occurred, whether or not that trial resulted in a verdict. Trials in cases where settlement or mistrial occurred during the trial are, therefore, included in these figures. The time from case filing to the start of trial was then computed. The results are shown below.

	Average		
	Months from Case Filing to Trial	**Number of Trials**	**Days from Filing**
Total	61.1	25	1,859.8
Blakey	80.5	1	2,450.0
Castillo	33.5	1	1,021.0
Chang	112.9	2	3,436.5
Cole	35.6	1	1,085.0
Coleman	114.2	1	3,477.0
Dow	49.6	1	1,510.0
Kendall	138.1	1	4,202.0
Kennelly	56.7	5	1,727.2
Lefkow	68.2	2	2,074.5
Leinenweber	26.7	2	813.5
Pallmeyer	32.6	5	993.0
Rowland	87.0	2	2,649.0
St. Eve	39.5	1	1,202.0

	Median		
	Months from Case Filing to Trial	**Number of Trials**	**Days from Filing**
Total	49.6	25	1,510.0
Blakey	80.5	1	2,450.0
Castillo	33.5	1	1,021.0
Chang	112.9	2	3,436.5
Cole	35.6	1	1,085.0
Coleman	114.2	1	3,477.0
Dow	49.6	1	1,510.0
Kendall	138.1	1	4,202.0
Kennelly	49.4	5	1,504.0
Lefkow	68.2	2	2,074.5

	Median		
	Months from Case Filing to Trial	Number of Trials	Days from Filing
Leinenweber	26.7	2	813.5
Pallmeyer	30.0	5	913.0
Rowland	87.0	2	2,649.0
St. Eve	39.5	1	1,202.0

Average Time to Trial, by Year:
The average time from case filing to start of trial by calendar year is shown below.

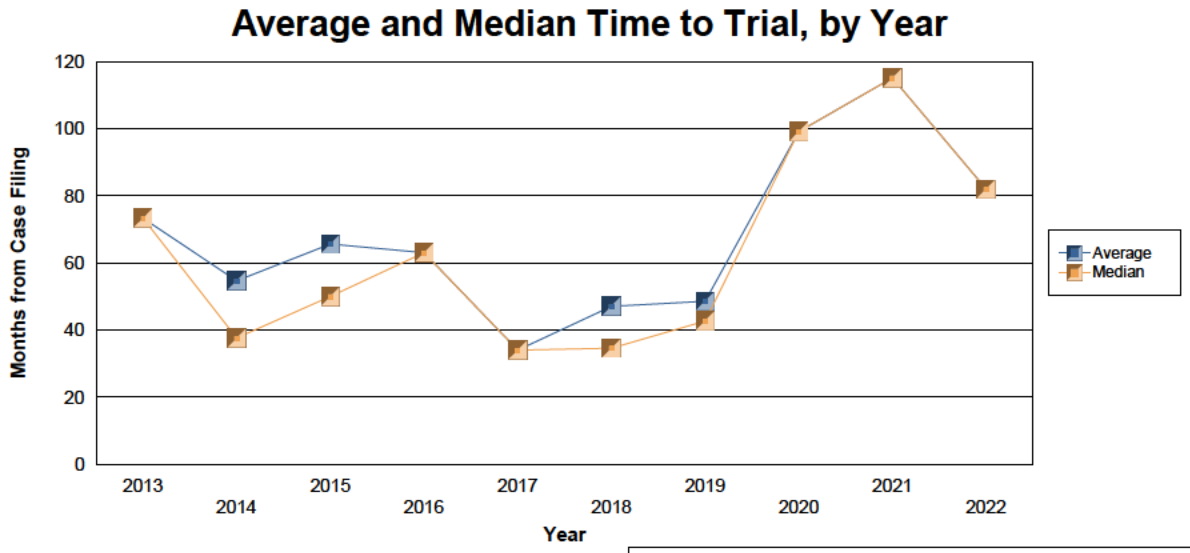

			Months from Case Filing		
			Average Time to Trial	Number of Trials	Median Time to Trial
Total			61.1	25	49.6
Bench	**Total**		30.8	6	32.8
	Cole	**Total**	35.6	1	35.6
		2014	35.6	1	35.6
	Pallmeyer	**Total**	27.4	4	29.2
		2014	28.4	1	28.4
		2018	19.2	2	19.2
		2019	42.7	1	42.7
	St. Eve	**Total**	39.5	1	39.5
		2014	39.5	1	39.5
Jury	**Total**		70.7	19	63.0
	Blakey	**Total**	80.5	1	80.5
		2019	80.5	1	80.5

			Months from Case Filing		
			Average Time to Trial	Number of Trials	Median Time to Trial
Jury	**Castillo**	**Total**	33.5	1	33.5
		2019	33.5	1	33.5
	Chang	**Total**	112.9	2	112.9
		2014	115.0	1	115.0
		2018	110.8	1	110.8
	Coleman	**Total**	114.2	1	114.2
		2015	114.2	1	114.2
	Dow	**Total**	49.6	1	49.6
		2015	49.6	1	49.6
	Kendall	**Total**	138.1	1	138.1
		2021	138.1	1	138.1
	Kennelly	**Total**	56.7	5	49.4
		2015	49.3	2	49.3
		2019	43.1	2	43.1
		2020	99.1	1	99.1
	Lefkow	**Total**	68.2	2	68.2
		2013	73.3	1	73.3
		2016	63.0	1	63.0
	Leinenweber	**Total**	26.7	2	26.7
		2017	14.4	1	14.4
		2018	39.1	1	39.1
	Pallmeyer	**Total**	53.6	1	53.6
		2017	53.6	1	53.6
	Rowland	**Total**	87.0	2	87.0
		2021	92.1	1	92.1
		2022	82.0	1	82.0

Case Name	Time to Trial (months)	Case Number	Start of Trial Date	Judge Name
Rehco LLC v. Spin Master Ltd.	80.5	1:13cv02245	12/10/2019	Blakey
Lecat's Ventriloscope v. MT Tool and Manufacturing	33.5	1:16cv05298	3/4/2019	Castillo
Kolcraft Enterprises, Inc. v. Chicco USA, Inc. et al	110.8	1:09cv03339	8/27/2018	Chang
von Holdt, et al v. A-1 Tool Corp, et al	115.0	1:04cv04123	1/21/2014	Chang
R-Boc Representatives, Inc. v. Minemyer	35.6	1:11cv08433	11/14/2014	Cole
Trading Technologies International, Inc. v. CQG et.al	114.2	1:05cv04811	2/25/2015	Coleman
The Black & Decker Corporation et al v. Positec USA Inc.	49.6	1:11cv05426	9/28/2015	Dow
Trading Technologies International, Inc. v. BGC Partners, Inc.	138.1	1:10cv00715	8/6/2021	Kendall
NeuroGrafix et al v. Brainlab, Inc. et al	99.1	1:12cv06075	11/3/2020	Kennelly
Riddell Inc v. Kranos Corporation	36.7	1:16cv04496	5/13/2019	Kennelly
Oil-Dri Corporation of America v. Nestle Purina Petcare Company	49.4	1:15cv01067	3/18/2019	Kennelly
Cascades Computer Innovation, LLC v. Motorola Mobility Holdings, Inc. et al	50.3	1:11cv04574	9/14/2015	Kennelly
Cascades Computer Innovation, LLC v. Motorola Mobility Holdings, Inc. et al	48.2	1:11cv04574	7/13/2015	Kennelly
Peerless Industries, Inc. v. Crimson AV, LLC	63.0	1:11cv01768	6/13/2016	Lefkow
Chicago Board Options Exchange, Incorporated v. International Securities Exchange, LLC	73.3	1:07cv00623	3/11/2013	Lefkow
Halo Creative & Design Limited et al v. Comptoir Des Indes, Inc. et al	39.1	1:14cv08196	1/22/2018	Leinenweber
The Chamberlain Group LLC. v. Techtronic Industries Co., Ltd. et al	14.4	1:16cv06097	8/21/2017	Leinenweber
Sunoco Partners Marketing & Terminals L.P. v. U.S. Venture, Inc. et al	42.7	1:15cv08178	4/8/2019	Pallmeyer
Hospira, Inc. v. Fresenius Kabi USA, LLC	30.0	1:16cv00651	7/16/2018	Pallmeyer
Hospira, Inc. v. Fresenius Kabi USA, LLC	8.4	1:17cv07903	7/16/2018	Pallmeyer
Loggerhead Tools, LLC v. Sears Holdings Corporation	53.6	1:12cv09033	4/28/2017	Pallmeyer
Cumberland Pharmaceuticals Inc. v. Mylan Institutional LLC et al	28.4	1:12cv03846	9/29/2014	Pallmeyer

Case Name	Time to Trial (months)	Case Number	Start of Trial Date	Judge Name
Sioux Steel Company v. Prairie Land Millwright Services, Inc.	82.0	1:16cv02212	12/12/2022	Rowland
Toyo Tire Corporation et al v. Atturo Tire Corporation et al.	92.1	1:14cv00206	9/16/2021	Rowland
The Medicines Company v. Mylan Inc. et al	39.5	1:11cv01285	6/9/2014	St. Eve

LegalMetric

LegalMetric Custom Report
Stay Pending Inter Partes Review
in Illinois Northern District Court Patent Cases

January 2013-April 2023

This report contains confidential and proprietary information of LegalMetric, Inc. Use of this information by anyone other than the purchaser or, if the purchaser is a law firm, the purchaser's client, or disclosure of this information to persons other than the purchaser or, if the purchaser is a law firm, the purchaser's client, without the consent of LegalMetric, Inc. is prohibited.

The information contained in this report is obtained from the official docket records of the federal courts. No attempt has been made to correct that data. For example, cases may be misclassified in the official docket records. In addition, cases are classified only by the primary cause of action. Cases having multiple causes of action are analyzed only under the primary cause of action identitied on the official court docket.

LegalMetric, Inc. is not a law firm, does not provide legal advice, and is not engaged in the practice of law. No attorney-client relationship exists between LegalMetric, Inc. and any user of its products. LegalMetric provides statistical and analytical information to anyone who desires to purchase that information. Any purchaser of LegalMetric products who wants legal advice should hire an attorney.

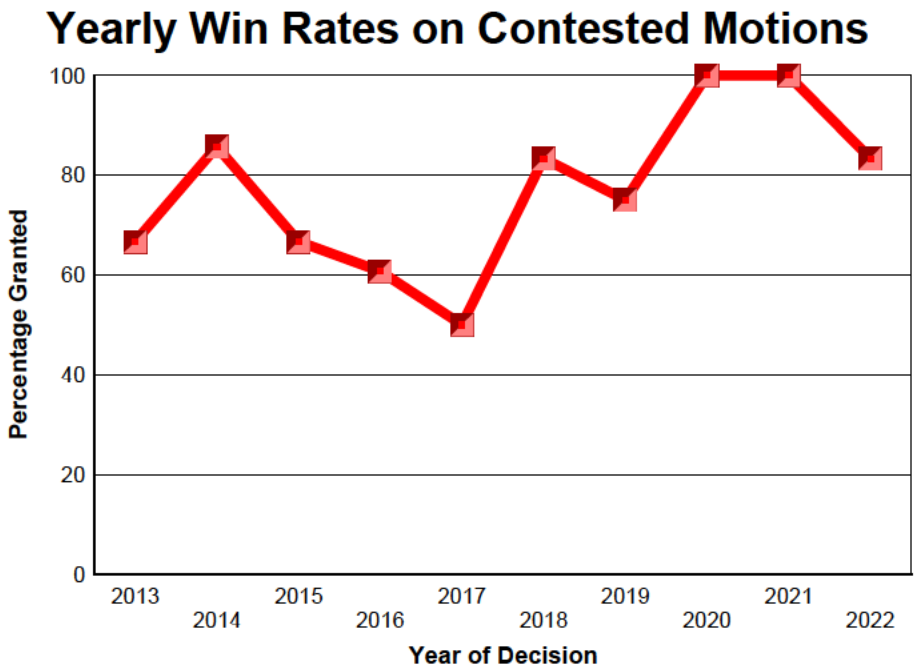

Overview:
This report covers contested stay pending inter partes review decisions in patent cases in Illinois Northern District Court and is based upon 59 decisions in contested stay pending inter partes review motions found in the dockets of this court. Of these 59 decisions, 41 were granted, 1 were granted in part, and 17 were denied.

Contested Win Rates:
For the period covered by this report, the win rate for movants on contested motions is 70.3%. Variation from year to year is shown in the chart above.

	Win Rate	No. of Decisions
Total	70.3	59
2013	66.7	6
2014	85.7	7
2015	66.7	6
2016	60.7	14
2017	50.0	8
2018	83.3	6
2019	75.0	4
2020	100.0	1
2021	100.0	1
2022	83.3	6

		Overall		Defendant		Plaintiff		Third Party	
		Win Rate	No. of Decisions	Win Rate	No. of Decisions	Win Rate	No. of Decisions	Win Rate	No. of Decisions
Total		70.3	59	67.6	51	85.7	7	100.0	1
Both Pre- and Post-Institution	**Total**	100.0	1	100.0	1	0.0	0	0.0	0
	Seeger	100.0	1	100.0	1	0.0	0	0.0	0
Post-Institution Stage	**Total**	72.7	11	66.7	9	100.0	2	0.0	0
	Bucklo	100.0	1	100.0	1	0.0	0	0.0	0
	Ellis	100.0	4	100.0	4	0.0	0	0.0	0
	Kennelly	0.0	2	0.0	2	0.0	0	0.0	0
	Lefkow	100.0	1	0.0	0	100.0	1	0.0	0
	St. Eve	100.0	1	100.0	1	0.0	0	0.0	0
	Tharp	100.0	1	0.0	0	100.0	1	0.0	0
	Zagel	0.0	1	0.0	1	0.0	0	0.0	0
Pre-Institution Stage	**Total**	64.8	27	63.0	23	66.7	3	100.0	1
	Blakey	50.0	3	50.0	3	0.0	0	0.0	0
	Bucklo	0.0	1	0.0	1	0.0	0	0.0	0
	Castillo	0.0	1	0.0	1	0.0	0	0.0	0
	Coleman	100.0	3	100.0	1	100.0	2	0.0	0
	Dow	100.0	1	100.0	1	0.0	0	0.0	0
	Ellis	100.0	1	100.0	1	0.0	0	0.0	0
	Gottschall	100.0	1	100.0	1	0.0	0	0.0	0
	Kendall	100.0	2	100.0	1	0.0	0	100.0	1
	Kennelly	0.0	1	0.0	1	0.0	0	0.0	0
	Lefkow	80.0	5	80.0	5	0.0	0	0.0	0
	Pallmeyer	50.0	2	100.0	1	0.0	1	0.0	0
	Schneider	100.0	1	100.0	1	0.0	0	0.0	0
	St. Eve	0.0	1	0.0	1	0.0	0	0.0	0
	Wood	100.0	2	100.0	2	0.0	0	0.0	0
	Zagel	0.0	2	0.0	2	0.0	0	0.0	0
Unspecified as to Stage	**Total**	75.0	20	72.2	18	100.0	2	0.0	0
	Chang	0.0	1	0.0	1	0.0	0	0.0	0
	Coleman	0.0	1	0.0	1	0.0	0	0.0	0
	Cox	100.0	1	100.0	1	0.0	0	0.0	0
	Durkin	100.0	1	0.0	0	100.0	1	0.0	0

		Overall		Defendant		Plaintiff		Third Party	
		Win Rate	No. of Decisions	Win Rate	No. of Decisions	Win Rate	No. of Decisions	Win Rate	No. of Decisions
Unspecified as to Stage	Ellis	100.0	1	100.0	1	0.0	0	0.0	0
	Gilbert	100.0	1	100.0	1	0.0	0	0.0	0
	Gottschall	100.0	1	100.0	1	0.0	0	0.0	0
	Kendall	100.0	2	100.0	2	0.0	0	0.0	0
	Kennelly	66.7	6	60.0	5	100.0	1	0.0	0
	Lee	100.0	1	100.0	1	0.0	0	0.0	0
	Leinenweber	50.0	2	50.0	2	0.0	0	0.0	0
	St. Eve	100.0	1	100.0	1	0.0	0	0.0	0
	Tharp	100.0	1	100.0	1	0.0	0	0.0	0

		Overall		Defendant		Plaintiff	
		Win Rate	No. of Decisions	Win Rate	No. of Decisions	Win Rate	No. of Decisions
Total		70.3	59	67.6	51	85.7	7
Blakey	Total	50.0	3	50.0	3	0.0	0
	Pre-Institution Stage	50.0	3	50.0	3	0.0	0
Bucklo	Total	50.0	2	50.0	2	0.0	0
	Post-Institution Stage	100.0	1	100.0	1	0.0	0
	Pre-Institution Stage	0.0	1	0.0	1	0.0	0
Castillo	Total	0.0	1	0.0	1	0.0	0
	Pre-Institution Stage	0.0	1	0.0	1	0.0	0
Chang	Total	0.0	1	0.0	1	0.0	0
	Unspecified as to Stage	0.0	1	0.0	1	0.0	0
Coleman	Total	75.0	4	50.0	2	100.0	2
	Pre-Institution Stage	100.0	3	100.0	1	100.0	2
	Unspecified as to Stage	0.0	1	0.0	1	0.0	0
Cox	Total	100.0	1	100.0	1	0.0	0
	Unspecified as to Stage	100.0	1	100.0	1	0.0	0
Dow	Total	100.0	1	100.0	1	0.0	0
	Pre-Institution Stage	100.0	1	100.0	1	0.0	0
Durkin	Total	100.0	1	0.0	0	100.0	1
	Unspecified as to Stage	100.0	1	0.0	0	100.0	1
Ellis	Total	100.0	6	100.0	6	0.0	0
	Post-Institution Stage	100.0	4	100.0	4	0.0	0

Third Party	
Win Rate	No. of Decisions
100.0	1
0.0	0
0.0	0
0.0	0
0.0	0
0.0	0
0.0	0
0.0	0
0.0	0
0.0	0
0.0	0
0.0	0
0.0	0
0.0	0
0.0	0
0.0	0
0.0	0
0.0	0
0.0	0
0.0	0

		Overall		Defendant		Plaintiff	
		Win Rate	No. of Decisions	Win Rate	No. of Decisions	Win Rate	No. of Decisions
Ellis	**Pre-Institution Stage**	100.0	1	100.0	1	0.0	0
	Unspecified as to Stage	100.0	1	100.0	1	0.0	0
Gilbert	**Total**	100.0	1	100.0	1	0.0	0
	Unspecified as to Stage	100.0	1	100.0	1	0.0	0
Gottschall	**Total**	100.0	2	100.0	2	0.0	0
	Pre-Institution Stage	100.0	1	100.0	1	0.0	0
	Unspecified as to Stage	100.0	1	100.0	1	0.0	0
Kendall	**Total**	100.0	4	100.0	3	0.0	0
	Pre-Institution Stage	100.0	2	100.0	1	0.0	0
	Unspecified as to Stage	100.0	2	100.0	2	0.0	0
Kennelly	**Total**	44.4	9	37.5	8	100.0	1
	Post-Institution Stage	0.0	2	0.0	2	0.0	0
	Pre-Institution Stage	0.0	1	0.0	1	0.0	0
	Unspecified as to Stage	66.7	6	60.0	5	100.0	1
Lee	**Total**	100.0	1	100.0	1	0.0	0
	Unspecified as to Stage	100.0	1	100.0	1	0.0	0
Lefkow	**Total**	83.3	6	80.0	5	100.0	1
	Post-Institution Stage	100.0	1	0.0	0	100.0	1
	Pre-Institution Stage	80.0	5	80.0	5	0.0	0
Leinenweber	**Total**	50.0	2	50.0	2	0.0	0
	Unspecified as to Stage	50.0	2	50.0	2	0.0	0
Pallmeyer	**Total**	50.0	2	100.0	1	0.0	1
	Pre-Institution Stage	50.0	2	100.0	1	0.0	1
Schneider	**Total**	100.0	1	100.0	1	0.0	0
	Pre-Institution Stage	100.0	1	100.0	1	0.0	0
Seeger	**Total**	100.0	1	100.0	1	0.0	0
	Both Pre- and Post-Instit	100.0	1	100.0	1	0.0	0
St. Eve	**Total**	66.7	3	66.7	3	0.0	0
	Post-Institution Stage	100.0	1	100.0	1	0.0	0
	Pre-Institution Stage	0.0	1	0.0	1	0.0	0
	Unspecified as to Stage	100.0	1	100.0	1	0.0	0
Tharp	**Total**	100.0	2	100.0	1	100.0	1
	Post-Institution Stage	100.0	1	0.0	0	100.0	1

Third Party	
Win Rate	No. of Decisions
0.0	0
0.0	0
0.0	0
0.0	0
0.0	0
0.0	0
0.0	0
100.0	1
100.0	1
0.0	0
0.0	0
0.0	0
0.0	0
0.0	0
0.0	0
0.0	0
0.0	0
0.0	0
0.0	0
0.0	0
0.0	0
0.0	0
0.0	0
0.0	0
0.0	0
0.0	0
0.0	0
0.0	0
0.0	0
0.0	0
0.0	0
0.0	0

		Overall		Defendant		Plaintiff	
		Win Rate	No. of Decisions	Win Rate	No. of Decisions	Win Rate	No. of Decisions
Tharp	Unspecified as to Stage	100.0	1	100.0	1	0.0	0
Wood	Total	100.0	2	100.0	2	0.0	0
	Pre-Institution Stage	100.0	2	100.0	2	0.0	0
Zagel	Total	0.0	3	0.0	3	0.0	0
	Post-Institution Stage	0.0	1	0.0	1	0.0	0
	Pre-Institution Stage	0.0	2	0.0	2	0.0	0

Time to Decision:

The average time from motion filing to decision was 2.2 months. For motions that were granted, at least in part, the average time to decision was 2.2 months. For motions that were denied, the average time to decision was 2.1 months. The variation from year to year in time to decision is shown below.

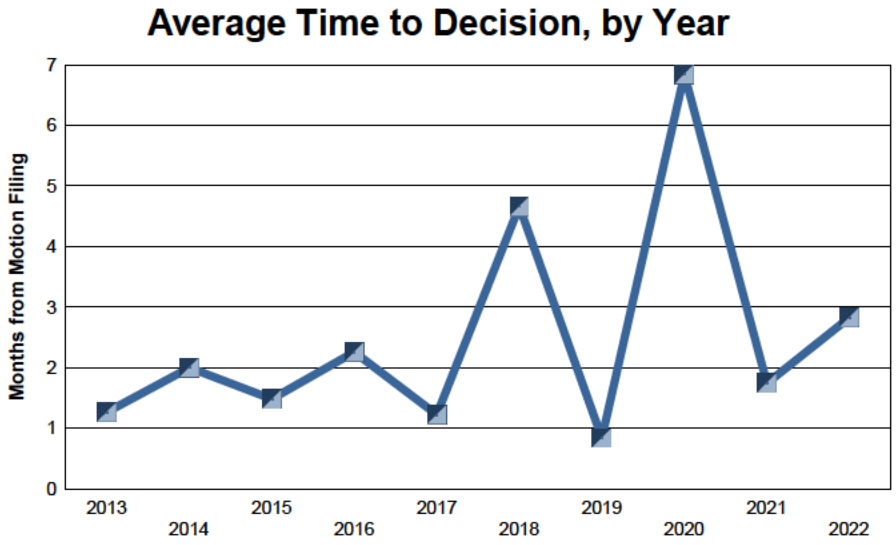

Third Party	
Win Rate	No. of Decisions
0.0	0
0.0	0
0.0	0
0.0	0
0.0	0
0.0	0

Additional information about these decisions may be found in the section below.

Illinois Northern

The dockets of patent cases in Illinois Northern were examined to identify decisions on contested stay pending Inter Partes Review motions. The number of decisions found, the number granted, and the number denied are as follows:
Total Decisions: 59
Total Granted: 41 Plaintiff Granted: 6 Defendant Granted: 34
Total Denied: 17 Plaintiff Denied: 1 Defendant Denied: 16
Total Granted in Part, Denied in Part: 1 Plaintiff Granted in Part: 0
Defendant Granted in Part: 1
Plaintiff Win Rate: 85.7%
Defendant Win Rate: 58.5%
Overall Win Rate: 70.3%

The chart below shows these figures.

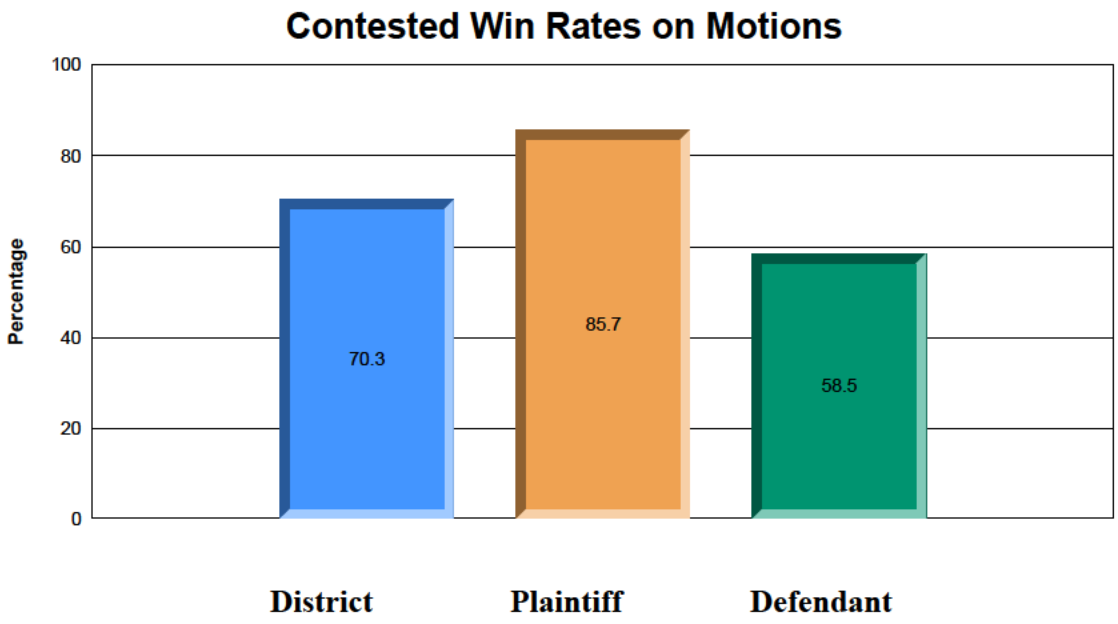

The average time from motion filing to decision was 2.2 months from motion filing. The distribution of times to decision for these motions is illustrated in the chart below.

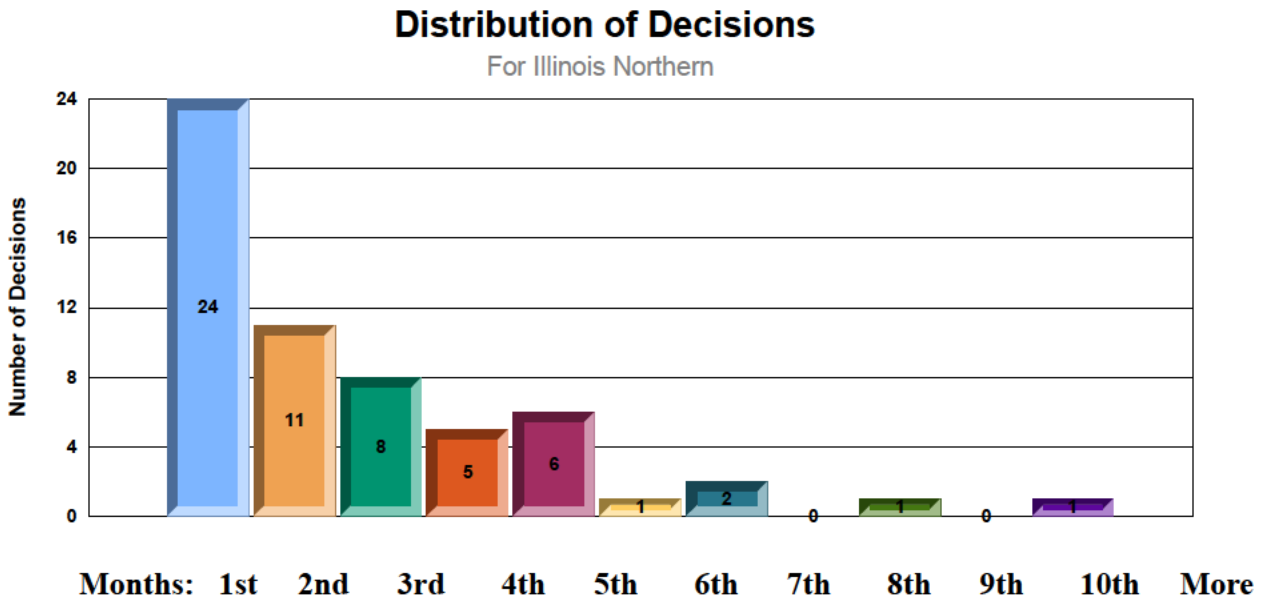

Blakey, John

Total Decisions: 3
Total Granted: 1
Total Denied: 1
Total Granted in Part, Denied in Part: 1
Overall Win Rate: 50.0%
Average Time to Decision: 0.2 months from motion filing

Case Number	Movant	Decision	Pendency (months)	Decision Date	
1:15cv00696	Defendant	Granted in part, Denied in Part	0.26	4/12/2016	Pre-Institution
1:16cv06938	Defendant	Granted	0.03	10/5/2017	Pre-Institution
1:15cv05667	Defendant	Denied	0.43	5/2/2018	Pre-Institution; Ex Parte

Bucklo, Elaine

Total Decisions: 2
Total Granted: 1
Total Denied: 1
Total Granted in Part, Denied in Part: 0
Overall Win Rate: 50.0%
Average Time to Decision: 9.0 months from motion filing

Case Number	Movant	Decision	Pendency (months)	Decision Date	
1:16cv01929	Defendant	Denied	3.42	1/3/2017	Pre-Institution
1:16cv01929	Defendant	Granted	14.61	6/21/2018	Post-Institution

Castillo, Ruben

Total Decisions: 1
Total Granted: 0
Total Denied: 1
Total Granted in Part, Denied in Part: 0
Overall Win Rate: 0.0%
Average Time to Decision: 0.2 months from motion filing

Case Number	Movant	Decision	Pendency (months)	Decision Date	
1:18cv01957	Defendant	Denied	0.16	1/29/2019	Pre-Institution

Chang, Edmond

Total Decisions: 1
Total Granted: 0
Total Denied: 1
Total Granted in Part, Denied in Part: 0
Overall Win Rate: 0.0%
Average Time to Decision: 0.1 months from motion filing

Case Number	Movant	Decision	Pendency (months)	Decision Date
1:12cv03629	Defendant	Denied without Prejudice	0.10	3/7/2013

Coleman, Sharon

Total Decisions: 4
Total Granted: 3
Total Denied: 1
Total Granted in Part, Denied in Part: 0
Overall Win Rate: 75.0%
Average Time to Decision: 1.8 months from motion filing

Case Number	Movant	Decision	Pendency (months)	Decision Date	
1:12cv06198	Defendant	Denied without Prejudice	2.99	12/16/2013	
1:17cv06574	Defendant	Granted	3.91	5/29/2018	Pre-Institution
1:19cv01541	Plaintiff	Granted	0.10	8/15/2019	Pre-Institution
1:19cv01543	Plaintiff	Granted	0.07	8/14/2019	Pre-Institution

Cox, Susan

Total Decisions: 1
Total Granted: 1
Total Denied: 0
Total Granted in Part, Denied in Part: 0
Overall Win Rate: 100.0%
Average Time to Decision: 0.7 months from motion filing

Case Number	Movant	Decision	Pendency (months)	Decision Date
1:13cv06713	Defendant	Granted	0.72	4/22/2014

Dow, Robert

Total Decisions: 1
Total Granted: 1
Total Denied: 0
Total Granted in Part, Denied in Part: 0
Overall Win Rate: 100.0%
Average Time to Decision: 4.1 months from motion filing

Case Number	Movant	Decision	Pendency (months)	Decision Date	
1:15cv07950	Defendant	Granted	4.08	8/22/2016	Pre-Institution

Durkin, Thomas

Total Decisions: 1
Total Granted: 1
Total Denied: 0
Total Granted in Part, Denied in Part: 0
Overall Win Rate: 100.0%
Average Time to Decision: 0.2 months from motion filing

Case Number	Movant	Decision	Pendency (months)	Decision Date
1:13cv07585	Plaintiff	Granted	0.16	7/21/2014

Ellis, Sara

Total Decisions: 6
Total Granted: 6
Total Denied: 0
Total Granted in Part, Denied in Part: 0
Overall Win Rate: 100.0%
Average Time to Decision: 2.7 months from motion filing

Case Number	Movant	Decision	Pendency (months)	Decision Date	
1:16cv01930	Defendant	Granted	0.20	8/4/2016	Pre-Institution
1:17cv07216	Defendant	Granted	3.03	9/10/2019	Post-Institution
1:20cv00234	Defendant	Granted	6.84	10/6/2020	Post-Institution
1:17cv07216	Defendant	Granted	4.14	1/31/2022	Post-Institution
1:21cv02104	Defendant	Granted	0.92	12/5/2022	
1:21cv02104	Defendant	Granted	0.92	12/5/2022	Post-Institution

Gilbert, Jeffrey

Total Decisions: 1
Total Granted: 1
Total Denied: 0
Total Granted in Part, Denied in Part: 0
Overall Win Rate: 100.0%
Average Time to Decision: 1.2 months from motion filing

Case Number	Movant	Decision	Pendency (months)	Decision Date
1:12cv07372	Defendant	Granted	1.15	5/8/2013

Gottschall, Joan

Total Decisions: 2
Total Granted: 2
Total Denied: 0
Total Granted in Part, Denied in Part: 0
Overall Win Rate: 100.0%
Average Time to Decision: 2.0 months from motion filing

Case Number	Movant	Decision	Pendency (months)	Decision Date	
1:13cv03075	Defendant	Granted	1.74	10/1/2013	
1:16cv02212	Defendant	Granted	2.34	12/1/2016	Pre-Institution

Kendall, Virginia

Total Decisions: 4
Total Granted: 4
Total Denied: 0
Total Granted in Part, Denied in Part: 0
Overall Win Rate: 100.0%
Average Time to Decision: 2.9 months from motion filing

Case Number	Movant	Decision	Pendency (months)	Decision Date	
1:13cv03084	Defendant	Granted	6.18	4/7/2014	
1:13cv03084	Defendant	Granted	0.36	4/7/2014	
1:16cv05667	Defendant	Granted	2.50	1/26/2017	Pre-Institution
1:17cv05460	Third Party	Granted	2.43	3/6/2018	Pre-Institution

Kennelly, Matthew

Total Decisions: 9
Total Granted: 4
Total Denied: 5
Total Granted in Part, Denied in Part: 0
Overall Win Rate: 44.4%
Average Time to Decision: 0.9 months from motion filing

Case Number	Movant	Decision	Pendency (months)	Decision Date	
3:12cv50254	Defendant	Granted	1.48	3/21/2013	
1:14cv00956	Defendant	Granted	0.26	6/10/2014	
1:15cv04874	Plaintiff	Granted	1.71	9/28/2015	
1:15cv01138	Defendant	Denied	0.10	11/5/2015	
1:15cv01138	Defendant	Denied	0.16	9/29/2015	
1:16cv04496	Defendant	Denied without Prejudice	1.51	10/7/2016	Pre-Institution
1:16cv04498	Defendant	Denied	0.56	3/12/2017	Post-Institution
1:16cv04496	Defendant	Denied	0.56	3/12/2017	Post-Institution
1:22cv03535	Defendant	Granted	2.17	10/28/2022	

Lee, John

Total Decisions: 1
Total Granted: 1
Total Denied: 0
Total Granted in Part, Denied in Part: 0
Overall Win Rate: 100.0%
Average Time to Decision: 1.2 months from motion filing

Case Number	Movant	Decision	Pendency (months)	Decision Date
1:14cv03618	Defendant	Granted	1.22	2/11/2015

Lefkow, Joan

Total Decisions: 6
Total Granted: 5
Total Denied: 1
Total Granted in Part, Denied in Part: 0
Overall Win Rate: 83.3%
Average Time to Decision: 2.6 months from motion filing

Case Number	Movant	Decision	Pendency (months)	Decision Date	
1:15cv00799	Defendant	Granted	4.31	7/20/2016	Pre-Institution
1:15cv11362	Defendant	Granted	2.73	12/21/2016	Pre-Institution
1:16cv04826	Defendant	Granted	1.64	12/20/2016	Pre-Institution
1:16cv04826	Defendant	Denied without Prejudice	0.16	9/13/2017	Pre-Institution
1:16cv09668	Plaintiff	Granted	4.57	8/7/2018	Post-Institution
1:17cv07576	Defendant	Granted	2.01	11/26/2018	Pre-Institution

Leinenweber, Harry

Total Decisions: 2
Total Granted: 1
Total Denied: 1
Total Granted in Part, Denied in Part: 0
Overall Win Rate: 50.0%
Average Time to Decision: 3.0 months from motion filing

Case Number	Movant	Decision	Pendency (months)	Decision Date
1:11cv08148	Defendant	Granted	0.13	10/1/2013
1:12cv05662	Defendant	Denied	5.95	8/14/2014

Pallmeyer, Rebecca

Total Decisions: 2
Total Granted: 1
Total Denied: 1
Total Granted in Part, Denied in Part: 0
Overall Win Rate: 50.0%
Average Time to Decision: 5.1 months from motion filing

Case Number	Movant	Decision	Pendency (months)	Decision Date	
1:15cv03372	Defendant	Granted	1.64	12/18/2015	Pre-Institution
1:21cv02665	Plaintiff	Denied without Prejudice	8.55	8/2/2022	Pre-Institution

Schneider, Margaret

Total Decisions: 1
Total Granted: 1
Total Denied: 0
Total Granted in Part, Denied in Part: 0
Overall Win Rate: 100.0%
Average Time to Decision: 1.7 months from motion filing

Case Number	Movant	Decision	Pendency (months)	Decision Date	
3:20cv50109	Defendant	Granted	1.74	3/2/2021	Pre-Institution

Seeger, Steven

Total Decisions: 1
Total Granted: 1
Total Denied: 0
Total Granted in Part, Denied in Part: 0
Overall Win Rate: 100.0%
Average Time to Decision: 0.3 months from motion filing

Case Number	Movant	Decision	Pendency (months)	Decision Date	
1:20cv06821	Defendant	Granted	0.26	4/6/2022	Pre-Institution; Post-Institutio

St. Eve, Amy

Total Decisions: 3
Total Granted: 2
Total Denied: 1
Total Granted in Part, Denied in Part: 0
Overall Win Rate: 66.7%
Average Time to Decision: 1.4 months from motion filing

Case Number	Movant	Decision	Pendency (months)	Decision Date	
1:13cv04863	Defendant	Granted	0.36	9/15/2014	
1:15cv09986	Defendant	Denied without Prejudice	1.28	9/6/2016	Pre-Institution
1:15cv09986	Defendant	Granted	2.53	5/31/2017	Post-Institution

Tharp, John

Total Decisions: 2
Total Granted: 2
Total Denied: 0
Total Granted in Part, Denied in Part: 0
Overall Win Rate: 100.0%
Average Time to Decision: 2.0 months from motion filing

Case Number	Movant	Decision	Pendency (months)	Decision Date	
1:14cv09210	Defendant	Granted	4.05	8/25/2015	
1:16cv07507	Plaintiff	Granted	0.03	3/8/2017	Post-Institution

Wood, Andrea

Total Decisions: 2
Total Granted: 2
Total Denied: 0
Total Granted in Part, Denied in Part: 0
Overall Win Rate: 100.0%
Average Time to Decision: 2.1 months from motion filing

Case Number	Movant	Decision	Pendency (months)	Decision Date	
1:15cv06597	Defendant	Granted	3.72	9/6/2016	Pre-Institution
1:16cv01928	Defendant	Granted	0.43	8/25/2016	Pre-Institution

Zagel, James

Total Decisions: 3
Total Granted: 0
Total Denied: 3
Total Granted in Part, Denied in Part: 0
Overall Win Rate: 0.0%
Average Time to Decision: 3.0 months from motion filing

Case Number	Movant	Decision	Pendency (months)	Decision Date	
1:15cv03418	Defendant	Denied without Prejudice	4.21	8/5/2016	Pre-Institution
1:15cv03418	Defendant	Denied without Prejudice	3.55	8/5/2016	Pre-Institution
1:15cv03418	Defendant	Denied	1.35	11/16/2016	Post-Institution; Not All Pater