HIGHLIGHTS OF PRESCRIBING INFORMATION
These highlights do not include all the information needed to use HUMIRA safely and effectively. See full prescribing information for HUMIRA.

HUMIRA (adalimumab) injection, for subcutaneous use
Initial U.S. Approval: 2002

WARNING: SERIOUS INFECTIONS AND MALIGNANCY
See full prescribing information for complete boxed warning.

SERIOUS INFECTIONS (5.1, 6.1):
- **Increased risk of serious infections leading to hospitalization or death, including tuberculosis (TB), bacterial sepsis, invasive fungal infections (such as histoplasmosis), and infections due to other opportunistic pathogens.**
- **Discontinue HUMIRA if a patient develops a serious infection or sepsis during treatment.**
- **Perform test for latent TB; if positive, start treatment for TB prior to starting HUMIRA.**
- **Monitor all patients for active TB during treatment, even if initial latent TB test is negative.**

MALIGNANCY (5.2):
- **Lymphoma and other malignancies, some fatal, have been reported in children and adolescent patients treated with TNF blockers including HUMIRA.**
- **Post-marketing cases of hepatosplenic T-cell lymphoma (HSTCL), a rare type of T-cell lymphoma, have occurred in adolescent and young adults with inflammatory bowel disease treated with TNF blockers including HUMIRA.**

RECENT MAJOR CHANGES

Indications and Usage, Hidradenitis Suppurativa (1.9)	9/2015
Indications and Usage, Uveitis (1.10)	6/2016
Dosage and Administration, Plaque Psoriasis and Uveitis (2.6)	6/2016
Dosage and Administration, Hidradenitis Suppurativa (2.7)	9/2015
Dosage and Administration, General Considerations for Administration (2.9)	11/2015
Warnings and Precautions, Malignancies (5.2)	6/2016
Warnings and Precautions, Neurologic Reactions (5.5)	6/2016
Warnings and Precautions, Immunizations (5.10)	6/2016

INDICATIONS AND USAGE

HUMIRA is a tumor necrosis factor (TNF) blocker indicated for treatment of:
- **Rheumatoid Arthritis (RA) (1.1):** Reducing signs and symptoms, inducing major clinical response, inhibiting the progression of structural damage, and improving physical function in adult patients with moderately to severely active RA.
- **Juvenile Idiopathic Arthritis (JIA) (1.2):** Reducing signs and symptoms of moderately to severely active polyarticular JIA in patients 2 years of age and older.
- **Psoriatic Arthritis (PsA) (1.3):** Reducing signs and symptoms, inhibiting the progression of structural damage, and improving physical function in adult patients with active PsA.
- **Ankylosing Spondylitis (AS) (1.4):** Reducing signs and symptoms in adult patients with active AS.
- **Adult Crohn's Disease (CD) (1.5):** Reducing signs and symptoms and inducing and maintaining clinical remission in adult patients with moderately to severely active Crohn's disease who have had an inadequate response to conventional therapy. Reducing signs and symptoms and inducing clinical remission in these patients if they have also lost response to or are intolerant to infliximab.
- **Pediatric Crohn's Disease (1.6):** Reducing signs and symptoms and inducing and maintaining clinical remission in patients 6 years of age and older with moderately to severely active Crohn's disease who have had an inadequate response to corticosteroids or immunomodulators such as azathioprine, 6-mercaptopurine, or methotrexate.
- **Ulcerative Colitis (UC) (1.7):** Inducing and sustaining clinical remission in adult patients with moderately to severely active ulcerative colitis who have had an inadequate response to immunosuppressants such as corticosteroids, azathioprine or 6-mercaptopurine (6-MP). The effectiveness of HUMIRA has not been established in patients who have lost response to or were intolerant to TNF blockers.
- **Plaque Psoriasis (Ps) (1.8):** The treatment of adult patients with moderate to severe chronic plaque psoriasis who are candidates for systemic therapy or phototherapy, and when other systemic therapies are medically less appropriate.
- **Hidradenitis Suppurativa (HS) (1.9):** The treatment of moderate to severe hidradenitis suppurativa.
- **Uveitis (UV) (1.10):** The treatment of non-infectious intermediate, posterior and panuveitis in adult patients.

DOSAGE AND ADMINISTRATION

- Administered by subcutaneous injection (2)

Rheumatoid Arthritis, Psoriatic Arthritis, Ankylosing Spondylitis (2.1):
- 40 mg every other week.
  - Some patients with RA not receiving methotrexate may benefit from increasing the frequency to 40 mg every week.

Juvenile Idiopathic Arthritis (2.2):
- *10 kg (22 lbs) to <15 kg (33 lbs)* 10 mg every other week
- *15 kg (33 lbs) to < 30 kg (66 lbs)* 20 mg every other week
- *≥ 30 kg (66 lbs)* 40 mg every other week

Adult Crohn's Disease and Ulcerative Colitis (2.3, 2.5):
- Initial dose (Day 1): 160 mg (four 40 mg injections in one day or two 40 mg injections per day for two consecutive days)
- Second dose two weeks later (Day 15): 80 mg
  - Two weeks later (Day 29): Begin a maintenance dose of 40 mg every other week.
- For patients with Ulcerative Colitis only: Only continue HUMIRA in patients who have shown evidence of clinical remission by eight weeks (Day 57) of therapy.

Pediatric Crohn's Disease (2.4):
- ***17 kg (37 lbs) to < 40 kg (88 lbs):***
  - Initial dose (Day 1): 80 mg (two 40 mg injections in one day)
  - Second dose two weeks later (Day 15): 40 mg
    - Two weeks later (Day 29): Begin a maintenance dose of 20 mg every other week.
- ***≥ 40 kg (88 lbs):***
  - Initial dose (Day 1): 160 mg (four 40 mg injections in one day or two 40 mg injections per day for two consecutive days)
  - Second dose two weeks later (Day 15): 80 mg (two 40 mg injections in one day)
    - Two weeks later (Day 29): Begin a maintenance dose of 40 mg every other week.

Plaque Psoriasis or Uveitis (2.6):
- 80 mg initial dose, followed by 40 mg every other week starting one week after initial dose.

Hidradenitis Suppurativa (2.7):
- Initial dose (Day 1): 160 mg (given as four 40 mg injections on Day 1 or as two 40 mg injections per day on Days 1 and 2)
- Second dose two weeks later (Day 15): 80 mg (two 40 mg injections in one day)
- Third (Day 29) and subsequent doses: 40 mg every week.

DOSAGE FORMS AND STRENGTHS

- Injection: 40 mg/0.8 mL in a single-use prefilled pen (HUMIRA Pen) (3)
- Injection: 40 mg/0.4 mL in a single-use prefilled pen (HUMIRA Pen) (3)
- Injection: 40 mg/0.8 mL in a single-use prefilled glass syringe (3)
- Injection: 40 mg/0.4 mL in a single-use prefilled glass syringe (3)
- Injection: 20 mg/0.4 mL in a single-use prefilled glass syringe (3)
- Injection: 10 mg/0.2 mL in a single-use prefilled glass syringe (3)
- Injection: 40 mg/0.8 mL in a single-use glass vial for institutional use only (3)

CONTRAINDICATIONS

None (4)

WARNINGS AND PRECAUTIONS

- *Serious infections* Do not start HUMIRA during an active infection. If an infection develops, monitor carefully, and stop HUMIRA if infection becomes serious (5 1)
- *Invasive fungal infections* For patients who develop a systemic illness on HUMIRA, consider empiric antifungal therapy for those who reside or travel to regions where mycoses are endemic (5.1)
- *Malignancies* Incidence of malignancies was greater in HUMIRA-treated patients than in controls (5 2)
- *Anaphylaxis or serious allergic reactions* may occur (5.3)

- *Hepatitis B virus reactivation* Monitor HBV carriers during and several months after therapy. If reactivation occurs, stop HUMIRA and begin antiviral therapy (5.4)
- *Demyelinating disease* Exacerbation or new onset, may occur (5.5)
- *Cytopenias, pancytopenia* Advise patients to seek immediate medical attention if symptoms develop, and consider stopping HUMIRA (5.6)
- *Heart failure* Worsening or new onset, may occur (5.8)
- *Lupus-like syndrome* Stop HUMIRA if syndrome develops (5.9)

ADVERSE REACTIONS

Most common adverse reactions (incidence >10%): infections (e.g. upper respiratory, sinusitis), injection site reactions, headache and rash (6.1)

To report SUSPECTED ADVERSE REACTIONS, contact AbbVie Inc. at 1-800-633-9110 or FDA at 1-800-FDA-1088 or www.fda.gov/medwatch

DRUG INTERACTIONS

- *Abatacept* Increased risk of serious infection (5.1, 5.11, 7.2)
- *Anakinra* Increased risk of serious infection (5.1, 5.7, 7.2)
- *Live vaccines* Avoid use with HUMIRA (5.10, 7.3)

See 17 for PATIENT COUNSELING INFORMATION and Medication Guide.

Revised: 7/2016

FULL PRESCRIBING INFORMATION: CONTENTS*

WARNING: SERIOUS INFECTIONS AND MALIGNANCY
1 INDICATIONS AND USAGE
1 1 Rheumatoid Arthritis
1 2 Juvenile Idiopathic Arthritis
1 3 Psoriatic Arthritis
1.4 Ankylosing Spondylitis
1 5 Adult Crohn's Disease
1.6 Pediatric Crohn's Disease
1.7 Ulcerative Colitis
1.8 Plaque Psoriasis
1 9 Hidradenitis Suppurativa
1 10 Uveitis
2 DOSAGE AND ADMINISTRATION
2.1 Rheumatoid Arthritis, Psoriatic Arthritis, and Ankylosing Spondylitis
2 2 Juvenile Idiopathic Arthritis
2 3 Adult Crohn's Disease
2.4 Pediatric Crohn's Disease
2 5 Ulcerative Colitis
2.6 Plaque Psoriasis or Uveitis
2.7 Hidradenitis Suppurativa
2.8 Monitoring to Assess Safety
2 9 General Considerations for Administration
3 DOSAGE FORMS AND STRENGTHS
4 CONTRAINDICATIONS
5 WARNINGS AND PRECAUTIONS
5 1 Serious Infections
5 2 Malignancies
5 3 Hypersensitivity Reactions
5.4 Hepatitis B Virus Reactivation
5 5 Neurologic Reactions
5.6 Hematological Reactions
5.7 Use with Anakinra
5.8 Heart Failure
5 9 Autoimmunity
5 10 Immunizations
5 11 Use with Abatacept
6 ADVERSE REACTIONS
6 1 Clinical Trials Experience
6 2 Postmarketing Experience
7 DRUG INTERACTIONS
7 1 Methotrexate
7 2 Biological Products
7 3 Live Vaccines
7.4 Cytochrome P450 Substrates
8 USE IN SPECIFIC POPULATIONS
8 1 Pregnancy
8 2 Lactation
8.4 Pediatric Use
8 5 Geriatric Use
10 OVERDOSAGE
11 DESCRIPTION
12 CLINICAL PHARMACOLOGY
12.1 Mechanism of Action
12.2 Pharmacodynamics
12.3 Pharmacokinetics
13 NONCLINICAL TOXICOLOGY
13.1 Carcinogenesis, Mutagenesis, Impairment of Fertility
14 CLINICAL STUDIES
14.1 Rheumatoid Arthritis
14.2 Juvenile Idiopathic Arthritis
14.3 Psoriatic Arthritis
14.4 Ankylosing Spondylitis
14.5 Adult Crohn's Disease
14.6 Pediatric Crohn's Disease
14.7 Ulcerative Colitis
14.8 Plaque Psoriasis
14.9 Hidradenitis Suppurativa
14.10 Uveitis
15 REFERENCES
16 HOW SUPPLIED/STORAGE AND HANDLING
17 PATIENT COUNSELING INFORMATION

*Sections or subsections omitted from the full prescribing information are not listed.

FULL PRESCRIBING INFORMATION

WARNING: SERIOUS INFECTIONS AND MALIGNANCY

SERIOUS INFECTIONS

Patients treated with HUMIRA are at increased risk for developing serious infections that may lead to hospitalization or death *[see Warnings and Precautions (5.1)]*. Most patients who developed these infections were taking concomitant immunosuppressants such as methotrexate or corticosteroids.

Discontinue HUMIRA if a patient develops a serious infection or sepsis.

Reported infections include:

- **Active tuberculosis (TB), including reactivation of latent TB. Patients with TB have frequently presented with disseminated or extrapulmonary disease. Test patients for latent TB before HUMIRA use and during therapy. Initiate treatment for latent TB prior to HUMIRA use.**
- **Invasive fungal infections, including histoplasmosis, coccidioidomycosis, candidiasis, aspergillosis, blastomycosis, and pneumocystosis. Patients with histoplasmosis or other invasive fungal infections may present with disseminated, rather than localized, disease. Antigen and antibody testing for histoplasmosis may be negative in some patients with active infection. Consider empiric anti-fungal therapy in patients at risk for invasive fungal infections who develop severe systemic illness.**
- **Bacterial, viral and other infections due to opportunistic pathogens, including Legionella and Listeria.**

Carefully consider the risks and benefits of treatment with HUMIRA prior to initiating therapy in patients with chronic or recurrent infection.

Monitor patients closely for the development of signs and symptoms of infection during and after treatment with HUMIRA, including the possible development of TB in patients who tested negative for latent TB infection prior to initiating therapy *[see Warnings and Precautions (5.1) and Adverse Reactions (6.1)]*.

MALIGNANCY

Lymphoma and other malignancies, some fatal, have been reported in children and adolescent patients treated with TNF blockers including HUMIRA *[see Warnings and Precautions (5.2)]*. Post-marketing cases of hepatosplenic T-cell lymphoma (HSTCL), a rare type of T-cell lymphoma, have been reported in patients treated with TNF blockers including HUMIRA. These cases have had a very aggressive disease course and have been fatal. The majority of reported TNF blocker cases have occurred in patients with Crohn's disease or ulcerative colitis and the majority were in adolescent and young adult males. Almost all these patients had received treatment with azathioprine or 6-mercaptopurine (6–MP) concomitantly with a TNF blocker at or prior to diagnosis. It is uncertain whether the occurrence of HSTCL is related to use of a TNF blocker or a TNF blocker in

combination with these other immunosuppressants *[see Warnings and Precautions (5.2)]*.

1 INDICATIONS AND USAGE

1.1 Rheumatoid Arthritis

HUMIRA is indicated for reducing signs and symptoms, inducing major clinical response, inhibiting the progression of structural damage, and improving physical function in adult patients with moderately to severely active rheumatoid arthritis. HUMIRA can be used alone or in combination with methotrexate or other non-biologic disease-modifying anti-rheumatic drugs (DMARDs).

1.2 Juvenile Idiopathic Arthritis

HUMIRA is indicated for reducing signs and symptoms of moderately to severely active polyarticular juvenile idiopathic arthritis in patients 2 years of age and older. HUMIRA can be used alone or in combination with methotrexate.

1.3 Psoriatic Arthritis

HUMIRA is indicated for reducing signs and symptoms, inhibiting the progression of structural damage, and improving physical function in adult patients with active psoriatic arthritis. HUMIRA can be used alone or in combination with non-biologic DMARDs.

1.4 Ankylosing Spondylitis

HUMIRA is indicated for reducing signs and symptoms in adult patients with active ankylosing spondylitis.

1.5 Adult Crohn's Disease

HUMIRA is indicated for reducing signs and symptoms and inducing and maintaining clinical remission in adult patients with moderately to severely active Crohn's disease who have had an inadequate response to conventional therapy. HUMIRA is indicated for reducing signs and symptoms and inducing clinical remission in these patients if they have also lost response to or are intolerant to infliximab.

1.6 Pediatric Crohn's Disease

HUMIRA is indicated for reducing signs and symptoms and inducing and maintaining clinical remission in pediatric patients 6 years of age and older with moderately to severely active Crohn's disease who have had an inadequate response to corticosteroids or immunomodulators such as azathioprine, 6-mercaptopurine, or methotrexate.

1.7 Ulcerative Colitis

HUMIRA is indicated for inducing and sustaining clinical remission in adult patients with moderately to severely active ulcerative colitis who have had an inadequate response to immunosuppressants such as corticosteroids, azathioprine or 6-mercaptopurine (6-MP). The

effectiveness of HUMIRA has not been established in patients who have lost response to or were intolerant to TNF blockers *[see Clinical Studies (14.7)]*.

1.8 Plaque Psoriasis

HUMIRA is indicated for the treatment of adult patients with moderate to severe chronic plaque psoriasis who are candidates for systemic therapy or phototherapy, and when other systemic therapies are medically less appropriate. HUMIRA should only be administered to patients who will be closely monitored and have regular follow-up visits with a physician *[see Boxed Warning and Warnings and Precautions (5)]*.

1.9 Hidradenitis Suppurativa

HUMIRA is indicated for the treatment of moderate to severe hidradenitis suppurativa.

1.10 Uveitis

HUMIRA is indicated for the treatment of non-infectious intermediate, posterior and panuveitis in adult patients.

2 DOSAGE AND ADMINISTRATION

HUMIRA is administered by subcutaneous injection.

2.1 Rheumatoid Arthritis, Psoriatic Arthritis, and Ankylosing Spondylitis

The recommended dose of HUMIRA for adult patients with rheumatoid arthritis (RA), psoriatic arthritis (PsA), or ankylosing spondylitis (AS) is 40 mg administered every other week. Methotrexate (MTX), other non-biologic DMARDS, glucocorticoids, nonsteroidal anti-inflammatory drugs (NSAIDs), and/or analgesics may be continued during treatment with HUMIRA. In the treatment of RA, some patients not taking concomitant MTX may derive additional benefit from increasing the dosing frequency of HUMIRA to 40 mg every week.

2.2 Juvenile Idiopathic Arthritis

The recommended dose of HUMIRA for patients 2 years of age and older with polyarticular juvenile idiopathic arthritis (JIA) is based on weight as shown below. MTX, glucocorticoids, NSAIDs, and/or analgesics may be continued during treatment with HUMIRA.

Patients (2 years of age and older)	**Dose**
10 kg (22 lbs) to <15 kg (33 lbs)	10 mg every other week (10 mg Prefilled Syringe)
15 kg (33 lbs) to <30 kg (66 lbs)	20 mg every other week (20 mg Prefilled Syringe)
≥30 kg (66 lbs)	40 mg every other week (HUMIRA Pen or 40 mg Prefilled Syringe)

HUMIRA has not been studied in patients with polyarticular JIA less than 2 years of age or in patients with a weight below 10 kg.

2.3 Adult Crohn's Disease

The recommended HUMIRA dose regimen for adult patients with Crohn's disease (CD) is 160 mg initially on Day 1 (given as four 40 mg injections in one day or as two 40 mg injections per day for two consecutive days), followed by 80 mg two weeks later (Day 15). Two weeks later (Day 29) begin a maintenance dose of 40 mg every other week. Aminosalicylates and/or corticosteroids may be continued during treatment with HUMIRA. Azathioprine, 6-mercaptopurine (6-MP) *[see Warnings and Precautions (5.2)]* or MTX may be continued during treatment with HUMIRA if necessary. The use of HUMIRA in CD beyond one year has not been evaluated in controlled clinical studies.

2.4 Pediatric Crohn's Disease

The recommended HUMIRA dose regimen for pediatric patients 6 years of age and older with Crohn's disease (CD) is based on body weight as shown below:

Pediatric Patients	Induction Dose	Maintenance Dose Starting at Week 4 (Day 29)
17 kg (37 lbs) to < 40 kg (88 lbs)	• 80 mg on Day 1 (administered as two 40 mg injections in one day); and • 40 mg two weeks later (on Day 15)	• 20 mg every other week
≥ 40 kg (88 lbs)	• 160 mg on Day 1 (administered as four injections in one day or as two 40 mg injections per day for two consecutive days); and • 80 mg two weeks later (on Day 15) (administered as two 40 mg injections in one day)	• 40 mg every other week

2.5 Ulcerative Colitis

The recommended HUMIRA dose regimen for adult patients with ulcerative colitis (UC) is 160 mg initially on Day 1 (given as four 40 mg injections in one day or as two 40 mg injections per day for two consecutive days), followed by 80 mg two weeks later (Day 15). Two weeks later (Day 29) continue with a dose of 40 mg every other week.

Only continue HUMIRA in patients who have shown evidence of clinical remission by eight weeks (Day 57) of therapy. Aminosalicylates and/or corticosteroids may be continued during treatment with HUMIRA. Azathioprine and 6-mercaptopurine (6-MP) *[see Warnings and Precautions (5.2)]* may be continued during treatment with HUMIRA if necessary.

2.6 Plaque Psoriasis or Uveitis

The recommended dose of HUMIRA for adult patients with plaque psoriasis (Ps) or Uveitis (UV) is an initial dose of 80 mg, followed by 40 mg given every other week starting one week

after the initial dose. The use of HUMIRA in moderate to severe chronic Ps beyond one year has not been evaluated in controlled clinical studies.

2.7 Hidradenitis Suppurativa

The recommended dose of HUMIRA for adult patients with hidradenitis suppurativa (HS) is 160 mg (given as four 40 mg injections on Day 1 or as two 40 mg injections per day on Days 1 and 2), followed by 80 mg two weeks later (Day 15). Begin 40 mg weekly dosing two weeks later (Day 29).

2.8 Monitoring to Assess Safety

Prior to initiating HUMIRA and periodically during therapy, evaluate patients for active tuberculosis and test for latent infection *[see Warnings and Precautions (5.1)]*.

2.9 General Considerations for Administration

HUMIRA is intended for use under the guidance and supervision of a physician. A patient may self-inject HUMIRA or a caregiver may inject HUMIRA using either the HUMIRA Pen or prefilled syringe if a physician determines that it is appropriate, and with medical follow-up, as necessary, after proper training in subcutaneous injection technique.

You may leave HUMIRA at room temperature for about 15 to 30 minutes before injecting. Do not remove the cap or cover while allowing it to reach room temperature. Carefully inspect the solution in the HUMIRA Pen, prefilled syringe, or single-use institutional use vial for particulate matter and discoloration prior to subcutaneous administration. If particulates and discolorations are noted, do not use the product. HUMIRA does not contain preservatives; therefore, discard unused portions of drug remaining from the syringe. NOTE: Instruct patients sensitive to latex not to handle the gray needle cover of the 27 gauge HUMIRA Pen and prefilled syringe because it contains natural rubber latex *[see How Supplied/Storage and Handling (16) for specific information]*.

Instruct patients using the HUMIRA Pen or prefilled syringe to inject the full amount in the syringe, according to the directions provided in the Instructions for Use *[see Instructions for Use]*.

Injections should occur at separate sites in the thigh or abdomen. Rotate injection sites and do not give injections into areas where the skin is tender, bruised, red or hard.

The HUMIRA single-use institutional use vial is for administration within an institutional setting only, such as a hospital, physician's office or clinic. Withdraw the dose using a sterile needle and syringe and administer promptly by a healthcare provider within an institutional setting. Only administer one dose per vial. The vial does not contain preservatives; therefore, discard unused portions.

3 DOSAGE FORMS AND STRENGTHS

- **Pen**
  Injection: 40 mg/0.8 mL of HUMIRA is provided by a single-use pen (HUMIRA Pen), containing a 1 mL prefilled glass syringe with a fixed 27 gauge, ½ inch needle and a gray

needle cover.
Injection: 40 mg/0.4 mL of HUMIRA is provided by a single-use pen (HUMIRA Pen), containing a 1 mL prefilled glass syringe with a fixed 29 gauge thin wall, ½ inch needle and a black needle cover.

- **Prefilled Syringe**
  Injection: 40 mg/0.8 mL of HUMIRA is provided by a single-use, 1 mL prefilled glass syringe with a fixed 27 gauge, ½ inch needle and a gray needle cover.
  Injection: 40 mg/0.4 mL of HUMIRA is provided by a single-use, 1 mL prefilled glass syringe with a fixed 29 gauge thin wall, ½ inch needle and a black needle cover.
  Injection: 20 mg/0.4 mL of HUMIRA is provided by a single-use, 1 mL prefilled glass syringe with a fixed 27 gauge, ½ inch needle and a gray needle cover.
  Injection: 10 mg/0.2 mL of HUMIRA is provided by a single-use, 1 mL prefilled glass syringe with a fixed 27 gauge, ½ inch needle and a gray needle cover.
- **Single-Use Institutional Use Vial**
  Injection: 40 mg/0.8 mL of HUMIRA is provided by a single-use, glass vial for institutional use only.

4 CONTRAINDICATIONS

None.

5 WARNINGS AND PRECAUTIONS

5.1 Serious Infections

Patients treated with HUMIRA are at increased risk for developing serious infections involving various organ systems and sites that may lead to hospitalization or death *[see Boxed Warning]*. Opportunistic infections due to bacterial, mycobacterial, invasive fungal, viral, parasitic, or other opportunistic pathogens including aspergillosis, blastomycosis, candidiasis, coccidioidomycosis, histoplasmosis, legionellosis, listeriosis, pneumocystosis and tuberculosis have been reported with TNF blockers. Patients have frequently presented with disseminated rather than localized disease.

The concomitant use of a TNF blocker and abatacept or anakinra was associated with a higher risk of serious infections in patients with rheumatoid arthritis (RA); therefore, the concomitant use of HUMIRA and these biologic products is not recommended in the treatment of patients with RA *[see Warnings and Precautions (5.7, 5.11) and Drug Interactions (7.2)]*.

Treatment with HUMIRA should not be initiated in patients with an active infection, including localized infections. Patients greater than 65 years of age, patients with co-morbid conditions and/or patients taking concomitant immunosuppressants (such as corticosteroids or methotrexate), may be at greater risk of infection. Consider the risks and benefits of treatment prior to initiating therapy in patients:

- with chronic or recurrent infection;
- who have been exposed to tuberculosis;

- with a history of an opportunistic infection;
- who have resided or traveled in areas of endemic tuberculosis or endemic mycoses, such as histoplasmosis, coccidioidomycosis, or blastomycosis; or
- with underlying conditions that may predispose them to infection.

Tuberculosis

Cases of reactivation of tuberculosis and new onset tuberculosis infections have been reported in patients receiving HUMIRA, including patients who have previously received treatment for latent or active tuberculosis. Reports included cases of pulmonary and extrapulmonary (i.e., disseminated) tuberculosis. Evaluate patients for tuberculosis risk factors and test for latent infection prior to initiating HUMIRA and periodically during therapy.

Treatment of latent tuberculosis infection prior to therapy with TNF blocking agents has been shown to reduce the risk of tuberculosis reactivation during therapy. Prior to initiating HUMIRA, assess if treatment for latent tuberculosis is needed; and consider an induration of ≥ 5 mm a positive tuberculin skin test result, even for patients previously vaccinated with Bacille Calmette-Guerin (BCG).

Consider anti-tuberculosis therapy prior to initiation of HUMIRA in patients with a past history of latent or active tuberculosis in whom an adequate course of treatment cannot be confirmed, and for patients with a negative test for latent tuberculosis but having risk factors for tuberculosis infection. Despite prophylactic treatment for tuberculosis, cases of reactivated tuberculosis have occurred in patients treated with HUMIRA. Consultation with a physician with expertise in the treatment of tuberculosis is recommended to aid in the decision whether initiating anti-tuberculosis therapy is appropriate for an individual patient.

Strongly consider tuberculosis in the differential diagnosis in patients who develop a new infection during HUMIRA treatment, especially in patients who have previously or recently traveled to countries with a high prevalence of tuberculosis, or who have had close contact with a person with active tuberculosis.

Monitoring

Closely monitor patients for the development of signs and symptoms of infection during and after treatment with HUMIRA, including the development of tuberculosis in patients who tested negative for latent tuberculosis infection prior to initiating therapy. Tests for latent tuberculosis infection may also be falsely negative while on therapy with HUMIRA.

Discontinue HUMIRA if a patient develops a serious infection or sepsis. For a patient who develops a new infection during treatment with HUMIRA, closely monitor them, perform a prompt and complete diagnostic workup appropriate for an immunocompromised patient, and initiate appropriate antimicrobial therapy.

Invasive Fungal Infections

If patients develop a serious systemic illness and they reside or travel in regions where mycoses are endemic, consider invasive fungal infection in the differential diagnosis. Antigen and antibody testing for histoplasmosis may be negative in some patients with active infection. Consider appropriate empiric antifungal therapy, taking into account both the risk for severe fungal infection and the risks of antifungal therapy, while a diagnostic workup is being

performed. To aid in the management of such patients, consider consultation with a physician with expertise in the diagnosis and treatment of invasive fungal infections.

5.2 Malignancies

Consider the risks and benefits of TNF-blocker treatment including HUMIRA prior to initiating therapy in patients with a known malignancy other than a successfully treated non-melanoma skin cancer (NMSC) or when considering continuing a TNF blocker in patients who develop a malignancy.

Malignancies in Adults

In the controlled portions of clinical trials of some TNF-blockers, including HUMIRA, more cases of malignancies have been observed among TNF-blocker-treated adult patients compared to control-treated adult patients. During the controlled portions of 39 global HUMIRA clinical trials in adult patients with rheumatoid arthritis (RA), psoriatic arthritis (PsA), ankylosing spondylitis (AS), Crohn's disease (CD), ulcerative colitis (UC), plaque psoriasis (Ps), hidradenitis suppurativa (HS) and uveitis (UV), malignancies, other than non-melanoma (basal cell and squamous cell) skin cancer, were observed at a rate (95% confidence interval) of 0.7 (0.48, 1.03) per 100 patient-years among 7973 HUMIRA-treated patients versus a rate of 0.7 (0.41, 1.17) per 100 patient-years among 4848 control-treated patients (median duration of treatment of 4 months for HUMIRA-treated patients and 4 months for control-treated patients). In 52 global controlled and uncontrolled clinical trials of HUMIRA in adult patients with RA, PsA, AS, CD, UC, Ps, HS and UV the most frequently observed malignancies, other than lymphoma and NMSC, were breast, colon, prostate, lung, and melanoma. The malignancies in HUMIRA-treated patients in the controlled and uncontrolled portions of the studies were similar in type and number to what would be expected in the general U.S. population according to the SEER database (adjusted for age, gender, and race).[1]

In controlled trials of other TNF blockers in adult patients at higher risk for malignancies (i.e., patients with COPD with a significant smoking history and cyclophosphamide-treated patients with Wegener's granulomatosis), a greater portion of malignancies occurred in the TNF blocker group compared to the control group.

<u>Non-Melanoma Skin Cancer</u>

During the controlled portions of 39 global HUMIRA clinical trials in adult patients with RA, PsA, AS, CD, UC, Ps, HS and UV, the rate (95% confidence interval) of NMSC was 0.8 (0.52, 1.09) per 100 patient-years among HUMIRA-treated patients and 0.2 (0.10, 0.59) per 100 patient-years among control-treated patients. Examine all patients, and in particular patients with a medical history of prior prolonged immunosuppressant therapy or psoriasis patients with a history of PUVA treatment for the presence of NMSC prior to and during treatment with HUMIRA.

<u>Lymphoma and Leukemia</u>

In the controlled portions of clinical trials of all the TNF-blockers in adults, more cases of lymphoma have been observed among TNF-blocker-treated patients compared to control-treated patients. In the controlled portions of 39 global HUMIRA clinical trials in adult patients with RA, PsA, AS, CD, UC, Ps, HS and UV, 2 lymphomas occurred among 7973 HUMIRA-treated

patients versus 1 among 4848 control-treated patients. In 52 global controlled and uncontrolled clinical trials of HUMIRA in adult patients with RA, PsA, AS, CD, UC, Ps, HS and UV with a median duration of approximately 0.7 years, including 24,605 patients and over 40,215 patient-years of HUMIRA, the observed rate of lymphomas was approximately 0.11 per 100 patient-years. This is approximately 3-fold higher than expected in the general U.S. population according to the SEER database (adjusted for age, gender, and race).[1] Rates of lymphoma in clinical trials of HUMIRA cannot be compared to rates of lymphoma in clinical trials of other TNF blockers and may not predict the rates observed in a broader patient population. Patients with RA and other chronic inflammatory diseases, particularly those with highly active disease and/or chronic exposure to immunosuppressant therapies, may be at a higher risk (up to several fold) than the general population for the development of lymphoma, even in the absence of TNF blockers. Post-marketing cases of acute and chronic leukemia have been reported in association with TNF-blocker use in RA and other indications. Even in the absence of TNF-blocker therapy, patients with RA may be at a higher risk (approximately 2-fold) than the general population for the development of leukemia.

Malignancies in Pediatric Patients and Young Adults

Malignancies, some fatal, have been reported among children, adolescents, and young adults who received treatment with TNF-blockers (initiation of therapy ≤ 18 years of age), of which HUMIRA is a member *[see Boxed Warning]*. Approximately half the cases were lymphomas, including Hodgkin's and non-Hodgkin's lymphoma. The other cases represented a variety of different malignancies and included rare malignancies usually associated with immunosuppression and malignancies that are not usually observed in children and adolescents. The malignancies occurred after a median of 30 months of therapy (range 1 to 84 months). Most of the patients were receiving concomitant immunosuppressants. These cases were reported post-marketing and are derived from a variety of sources including registries and spontaneous postmarketing reports.

Postmarketing cases of hepatosplenic T-cell lymphoma (HSTCL), a rare type of T-cell lymphoma, have been reported in patients treated with TNF blockers including HUMIRA *[see Boxed Warning]*. These cases have had a very aggressive disease course and have been fatal. The majority of reported TNF blocker cases have occurred in patients with Crohn's disease or ulcerative colitis and the majority were in adolescent and young adult males. Almost all of these patients had received treatment with the immunosuppressants azathioprine or 6-mercaptopurine (6–MP) concomitantly with a TNF blocker at or prior to diagnosis. It is uncertain whether the occurrence of HSTCL is related to use of a TNF blocker or a TNF blocker in combination with these other immunosuppressants. The potential risk with the combination of azathioprine or 6-mercaptopurine and HUMIRA should be carefully considered.

5.3 Hypersensitivity Reactions

Anaphylaxis and angioneurotic edema have been reported following HUMIRA administration. If an anaphylactic or other serious allergic reaction occurs, immediately discontinue administration of HUMIRA and institute appropriate therapy. In clinical trials of HUMIRA in adults, allergic reactions (e.g., allergic rash, anaphylactoid reaction, fixed drug reaction, non-specified drug reaction, urticaria) have been observed.

5.4 Hepatitis B Virus Reactivation

Use of TNF blockers, including HUMIRA, may increase the risk of reactivation of hepatitis B virus (HBV) in patients who are chronic carriers of this virus. In some instances, HBV reactivation occurring in conjunction with TNF blocker therapy has been fatal. The majority of these reports have occurred in patients concomitantly receiving other medications that suppress the immune system, which may also contribute to HBV reactivation. Evaluate patients at risk for HBV infection for prior evidence of HBV infection before initiating TNF blocker therapy. Exercise caution in prescribing TNF blockers for patients identified as carriers of HBV. Adequate data are not available on the safety or efficacy of treating patients who are carriers of HBV with anti-viral therapy in conjunction with TNF blocker therapy to prevent HBV reactivation. For patients who are carriers of HBV and require treatment with TNF blockers, closely monitor such patients for clinical and laboratory signs of active HBV infection throughout therapy and for several months following termination of therapy. In patients who develop HBV reactivation, stop HUMIRA and initiate effective anti-viral therapy with appropriate supportive treatment. The safety of resuming TNF blocker therapy after HBV reactivation is controlled is not known. Therefore, exercise caution when considering resumption of HUMIRA therapy in this situation and monitor patients closely.

5.5 Neurologic Reactions

Use of TNF blocking agents, including HUMIRA, has been associated with rare cases of new onset or exacerbation of clinical symptoms and/or radiographic evidence of central nervous system demyelinating disease, including multiple sclerosis (MS) and optic neuritis, and peripheral demyelinating disease, including Guillain-Barré syndrome. Exercise caution in considering the use of HUMIRA in patients with preexisting or recent-onset central or peripheral nervous system demyelinating disorders; discontinuation of HUMIRA should be considered if any of these disorders develop. There is a known association between intermediate uveitis and central demyelinating disorders.

5.6 Hematological Reactions

Rare reports of pancytopenia including aplastic anemia have been reported with TNF blocking agents. Adverse reactions of the hematologic system, including medically significant cytopenia (e.g., thrombocytopenia, leukopenia) have been infrequently reported with HUMIRA. The causal relationship of these reports to HUMIRA remains unclear. Advise all patients to seek immediate medical attention if they develop signs and symptoms suggestive of blood dyscrasias or infection (e.g., persistent fever, bruising, bleeding, pallor) while on HUMIRA. Consider discontinuation of HUMIRA therapy in patients with confirmed significant hematologic abnormalities.

5.7 Use with Anakinra

Concurrent use of anakinra (an interleukin-1 antagonist) and another TNF-blocker, was associated with a greater proportion of serious infections and neutropenia and no added benefit compared with the TNF-blocker alone in patients with RA. Therefore, the combination of HUMIRA and anakinra is not recommended *[see Drug Interactions (7.2)]*.

5.8 Heart Failure

Cases of worsening congestive heart failure (CHF) and new onset CHF have been reported with TNF blockers. Cases of worsening CHF have also been observed with HUMIRA. HUMIRA has not been formally studied in patients with CHF; however, in clinical trials of another TNF blocker, a higher rate of serious CHF-related adverse reactions was observed. Exercise caution when using HUMIRA in patients who have heart failure and monitor them carefully.

5.9 Autoimmunity

Treatment with HUMIRA may result in the formation of autoantibodies and, rarely, in the development of a lupus-like syndrome. If a patient develops symptoms suggestive of a lupus-like syndrome following treatment with HUMIRA, discontinue treatment *[see Adverse Reactions (6.1)]*.

5.10 Immunizations

In a placebo-controlled clinical trial of patients with RA, no difference was detected in anti-pneumococcal antibody response between HUMIRA and placebo treatment groups when the pneumococcal polysaccharide vaccine and influenza vaccine were administered concurrently with HUMIRA. Similar proportions of patients developed protective levels of anti-influenza antibodies between HUMIRA and placebo treatment groups; however, titers in aggregate to influenza antigens were moderately lower in patients receiving HUMIRA. The clinical significance of this is unknown. Patients on HUMIRA may receive concurrent vaccinations, except for live vaccines. No data are available on the secondary transmission of infection by live vaccines in patients receiving HUMIRA.

It is recommended that pediatric patients, if possible, be brought up to date with all immunizations in agreement with current immunization guidelines prior to initiating HUMIRA therapy. Patients on HUMIRA may receive concurrent vaccinations, except for live vaccines.

The safety of administering live or live-attenuated vaccines in infants exposed to HUMIRA *in utero* is unknown. Risks and benefits should be considered prior to vaccinating (live or live-attenuated) exposed infants *[see Use in Specific Populations (8.1, 8.4)]*.

5.11 Use with Abatacept

In controlled trials, the concurrent administration of TNF-blockers and abatacept was associated with a greater proportion of serious infections than the use of a TNF-blocker alone; the combination therapy, compared to the use of a TNF-blocker alone, has not demonstrated improved clinical benefit in the treatment of RA. Therefore, the combination of abatacept with TNF-blockers including HUMIRA is not recommended *[see Drug Interactions (7.2)]*.

6 ADVERSE REACTIONS

The most serious adverse reactions described elsewhere in the labeling include the following:

- Serious Infections *[see Warnings and Precautions (5.1)]*
- Malignancies *[see Warnings and Precautions (5.2)]*

6.1 Clinical Trials Experience

Because clinical trials are conducted under widely varying conditions, adverse reaction rates observed in the clinical trials of a drug cannot be directly compared to rates in the clinical trials of another drug and may not reflect the rates observed in practice.

The most common adverse reaction with HUMIRA was injection site reactions. In placebo-controlled trials, 20% of patients treated with HUMIRA developed injection site reactions (erythema and/or itching, hemorrhage, pain or swelling), compared to 14% of patients receiving placebo. Most injection site reactions were described as mild and generally did not necessitate drug discontinuation.

The proportion of patients who discontinued treatment due to adverse reactions during the double-blind, placebo-controlled portion of studies in patients with RA (i.e., Studies RA-I, RA-II, RA-III and RA-IV) was 7% for patients taking HUMIRA and 4% for placebo-treated patients. The most common adverse reactions leading to discontinuation of HUMIRA in these RA studies were clinical flare reaction (0.7%), rash (0.3%) and pneumonia (0.3%).

Infections

In the controlled portions of the 39 global HUMIRA clinical trials in adult patients with RA, PsA, AS, CD, UC, Ps, HS and UV, the rate of serious infections was 4.3 per 100 patient-years in 7973 HUMIRA-treated patients versus a rate of 2.9 per 100 patient-years in 4848 control-treated patients. Serious infections observed included pneumonia, septic arthritis, prosthetic and post-surgical infections, erysipelas, cellulitis, diverticulitis, and pyelonephritis *[see Warnings and Precautions (5.1)]*.

Tuberculosis and Opportunistic Infections

In 52 global controlled and uncontrolled clinical trials in RA, PsA, AS, CD, UC, Ps, HS and UV that included 24,605 HUMIRA-treated patients, the rate of reported active tuberculosis was 0.20 per 100 patient-years and the rate of positive PPD conversion was 0.09 per 100 patient-years. In a subgroup of 10,113 U.S. and Canadian HUMIRA-treated patients, the rate of reported active TB was 0.05 per 100 patient-years and the rate of positive PPD conversion was 0.07 per 100 patient-years. These trials included reports of miliary, lymphatic, peritoneal, and pulmonary TB. Most of the TB cases occurred within the first eight months after initiation of therapy and may reflect recrudescence of latent disease. In these global clinical trials, cases of serious opportunistic infections have been reported at an overall rate of 0.05 per 100 patient-years. Some cases of serious opportunistic infections and TB have been fatal *[see Warnings and Precautions (5.1)]*.

Autoantibodies

In the rheumatoid arthritis controlled trials, 12% of patients treated with HUMIRA and 7% of placebo-treated patients that had negative baseline ANA titers developed positive titers at week 24. Two patients out of 3046 treated with HUMIRA developed clinical signs suggestive of new-onset lupus-like syndrome. The patients improved following discontinuation of therapy. No patients developed lupus nephritis or central nervous system symptoms. The impact of long-term treatment with HUMIRA on the development of autoimmune diseases is unknown.

Liver Enzyme Elevations

There have been reports of severe hepatic reactions including acute liver failure in patients receiving TNF-blockers. In controlled Phase 3 trials of HUMIRA (40 mg SC every other week) in patients with RA, PsA, and AS with control period duration ranging from 4 to 104 weeks, ALT elevations ≥ 3 x ULN occurred in 3.5% of HUMIRA-treated patients and 1.5% of control-treated patients. Since many of these patients in these trials were also taking medications that cause liver enzyme elevations (e.g., NSAIDS, MTX), the relationship between HUMIRA and the liver enzyme elevations is not clear. In a controlled Phase 3 trial of HUMIRA in patients with polyarticular JIA who were 4 to 17 years, ALT elevations ≥ 3 x ULN occurred in 4.4% of HUMIRA-treated patients and 1.5% of control-treated patients (ALT more common than AST); liver enzyme test elevations were more frequent among those treated with the combination of HUMIRA and MTX than those treated with HUMIRA alone. In general, these elevations did not lead to discontinuation of HUMIRA treatment. No ALT elevations ≥ 3 x ULN occurred in the open-label study of HUMIRA in patients with polyarticular JIA who were 2 to <4 years.

In controlled Phase 3 trials of HUMIRA (initial doses of 160 mg and 80 mg, or 80 mg and 40 mg on Days 1 and 15, respectively, followed by 40 mg every other week) in adult patients with CD with a control period duration ranging from 4 to 52 weeks, ALT elevations ≥ 3 x ULN occurred in 0.9% of HUMIRA-treated patients and 0.9% of control-treated patients. In the Phase 3 trial of HUMIRA in pediatric patients with Crohn's disease which evaluated efficacy and safety of two body weight based maintenance dose regimens following body weight based induction therapy up to 52 weeks of treatment, ALT elevations ≥ 3 x ULN occurred in 2.6% (5/192) of patients, of whom 4 were receiving concomitant immunosuppressants at baseline; none of these patients discontinued due to abnormalities in ALT tests. In controlled Phase 3 trials of HUMIRA (initial doses of 160 mg and 80 mg on Days 1 and 15 respectively, followed by 40 mg every other week) in patients with UC with control period duration ranging from 1 to 52 weeks, ALT elevations ≥3 x ULN occurred in 1.5% of HUMIRA-treated patients and 1.0% of control-treated patients. In controlled Phase 3 trials of HUMIRA (initial dose of 80 mg then 40 mg every other week) in patients with Ps with control period duration ranging from 12 to 24 weeks, ALT elevations ≥ 3 x ULN occurred in 1.8% of HUMIRA-treated patients and 1.8% of control-treated patients. In controlled trials of HUMIRA (initial doses of 160 mg at Week 0 and 80 mg at Week 2, followed by 40 mg every week starting at Week 4), in subjects with HS with a control period duration ranging from 12 to 16 weeks, ALT elevations ≥ 3 x ULN occurred in 0.3% of HUMIRA-treated subjects and 0.6% of control-treated subjects. In controlled trials of HUMIRA (initial doses of 80 mg at Week 0 followed by 40 mg every other week starting at Week 1) in patients with uveitis with an exposure of 165.4 PYs and 119.8 PYs in HUMIRA-treated and control-treated patients, respectively, ALT elevations ≥ 3 x ULN occurred in 2.4% of HUMIRA-treated patients and 2.4% of control-treated patients.

Immunogenicity

Patients in Studies RA-I, RA-II, and RA-III were tested at multiple time points for antibodies to adalimumab during the 6- to 12-month period. Approximately 5% (58 of 1062) of adult RA patients receiving HUMIRA developed low-titer antibodies to adalimumab at least once during treatment, which were neutralizing *in vitro*. Patients treated with concomitant methotrexate (MTX) had a lower rate of antibody development than patients on HUMIRA monotherapy (1% versus 12%). No apparent correlation of antibody development to adverse reactions was observed. With monotherapy, patients receiving every other week dosing may develop antibodies more frequently than those receiving weekly dosing. In patients receiving the

recommended dosage of 40 mg every other week as monotherapy, the ACR 20 response was lower among antibody-positive patients than among antibody-negative patients. The long-term immunogenicity of HUMIRA is unknown.

In patients with polyarticular JIA who were 4 to 17 years of age, adalimumab antibodies were identified in 16% of HUMIRA-treated patients. In patients receiving concomitant MTX, the incidence was 6% compared to 26% with HUMIRA monotherapy. In patients with polyarticular JIA who were 2 to <4 years of age or 4 years of age and older weighing <15 kg, adalimumab antibodies were identified in 7% (1 of 15) of HUMIRA-treated patients, and the one patient was receiving concomitant MTX.

In patients with AS, the rate of development of antibodies to adalimumab in HUMIRA-treated patients was comparable to patients with RA.

In patients with PsA, the rate of antibody development in patients receiving HUMIRA monotherapy was comparable to patients with RA; however, in patients receiving concomitant MTX the rate was 7% compared to 1% in RA.

In adult patients with CD, the rate of antibody development was 3%.

In pediatric patients with Crohn's disease, the rate of antibody development in patients receiving HUMIRA was 3%. However, due to the limitation of the assay conditions, antibodies to adalimumab could be detected only when serum adalimumab levels were < 2 mcg/mL. Among the patients whose serum adalimumab levels were < 2 mcg/mL (approximately 32% of total patients studied), the immunogenicity rate was 10%.

In patients with moderately to severely active UC, the rate of antibody development in patients receiving HUMIRA was 5%. However, due to the limitation of the assay conditions, antibodies to adalimumab could be detected only when serum adalimumab levels were < 2 mcg/mL. Among the patients whose serum adalimumab levels were < 2 mcg/mL (approximately 25% of total patients studied), the immunogenicity rate was 20.7%.

In patients with Ps, the rate of antibody development with HUMIRA monotherapy was 8%. However, due to the limitation of the assay conditions, antibodies to adalimumab could be detected only when serum adalimumab levels were < 2 mcg/mL. Among the patients whose serum adalimumab levels were < 2 mcg/mL (approximately 40% of total patients studied), the immunogenicity rate was 20.7%. In Ps patients who were on HUMIRA monotherapy and subsequently withdrawn from the treatment, the rate of antibodies to adalimumab after retreatment was similar to the rate observed prior to withdrawal.

In subjects with moderate to severe HS, the rate of anti-adalimumab antibody development in subjects treated with HUMIRA was 6.5%. However, because of the limitation of the assay conditions, antibodies to adalimumab could be detected only when serum adalimumab levels were < 2 mcg/mL. Among subjects who stopped HUMIRA treatment for up to 24 weeks and in whom adalimumab serum levels subsequently declined to < 2 mcg/mL (approximately 22% of total subjects studied), the immunogenicity rate was 28%.

In patients with non-infectious uveitis, anti-adalimumab antibodies were identified in 4.8% (12/249) of patients treated with adalimumab. However, due to the limitation of the assay conditions, antibodies to adalimumab could be detected only when serum adalimumab levels were < 2 mcg/mL. Among the patients whose serum adalimumab levels were < 2 mcg/mL

(approximately 23% of total patients studied), the immunogenicity rate was 21.1%. Using an assay which could measure an anti-adalimumab antibody titer in all patients, titers were measured in 39.8% (99/249) of non-infectious uveitis patients treated with adalimumab. No correlation of antibody development to safety or efficacy outcomes was observed.

The data reflect the percentage of patients whose test results were considered positive for antibodies to adalimumab or titers, and are highly dependent on the assay. The observed incidence of antibody (including neutralizing antibody) positivity in an assay is highly dependent on several factors including assay sensitivity and specificity, assay methodology, sample handling, timing of sample collection, concomitant medications, and underlying disease. For these reasons, comparison of the incidence of antibodies to adalimumab with the incidence of antibodies to other products may be misleading.

Other Adverse Reactions

Rheumatoid Arthritis Clinical Studies

The data described below reflect exposure to HUMIRA in 2468 patients, including 2073 exposed for 6 months, 1497 exposed for greater than one year and 1380 in adequate and well-controlled studies (Studies RA-I, RA-II, RA-III, and RA-IV). HUMIRA was studied primarily in placebo-controlled trials and in long-term follow up studies for up to 36 months duration. The population had a mean age of 54 years, 77% were female, 91% were Caucasian and had moderately to severely active rheumatoid arthritis. Most patients received 40 mg HUMIRA every other week.

Table 1 summarizes reactions reported at a rate of at least 5% in patients treated with HUMIRA 40 mg every other week compared to placebo and with an incidence higher than placebo. In Study RA-III, the types and frequencies of adverse reactions in the second year open-label extension were similar to those observed in the one-year double-blind portion.

Table 1. Adverse Reactions Reported by ≥5% of Patients Treated with HUMIRA During Placebo-Controlled Period of Pooled RA Studies (Studies RA-I, RA-II, RA-III, and RA-IV)

	HUMIRA 40 mg subcutaneous Every Other Week	Placebo
	(N=705)	(N=690)
Adverse Reaction (Preferred Term)		
Respiratory		
Upper respiratory infection	17%	13%
Sinusitis	11%	9%
Flu syndrome	7%	6%
Gastrointestinal		
Nausea	9%	8%
Abdominal pain	7%	4%
Laboratory Tests*		
Laboratory test abnormal	8%	7%

Hypercholesterolemia	6%	4%
Hyperlipidemia	7%	5%
Hematuria	5%	4%
Alkaline phosphatase increased	5%	3%
Other		
Headache	12%	8%
Rash	12%	6%
Accidental injury	10%	8%
Injection site reaction **	8%	1%
Back pain	6%	4%
Urinary tract infection	8%	5%
Hypertension	5%	3%
* Laboratory test abnormalities were reported as adverse reactions in European trials ** Does not include injection site erythema, itching, hemorrhage, pain or swelling		

Less Common Adverse Reactions in Rheumatoid Arthritis Clinical Studies

Other infrequent serious adverse reactions that do not appear in the Warnings and Precautions or Adverse Reaction sections that occurred at an incidence of less than 5% in HUMIRA-treated patients in RA studies were:

Body As A Whole: Pain in extremity, pelvic pain, surgery, thorax pain

Cardiovascular System: Arrhythmia, atrial fibrillation, chest pain, coronary artery disorder, heart arrest, hypertensive encephalopathy, myocardial infarct, palpitation, pericardial effusion, pericarditis, syncope, tachycardia

Digestive System: Cholecystitis, cholelithiasis, esophagitis, gastroenteritis, gastrointestinal hemorrhage, hepatic necrosis, vomiting

Endocrine System: Parathyroid disorder

Hemic And Lymphatic System: Agranulocytosis, polycythemia

Metabolic And Nutritional Disorders: Dehydration, healing abnormal, ketosis, paraproteinemia, peripheral edema

Musculo-Skeletal System: Arthritis, bone disorder, bone fracture (not spontaneous), bone necrosis, joint disorder, muscle cramps, myasthenia, pyogenic arthritis, synovitis, tendon disorder

Neoplasia: Adenoma

Nervous System: Confusion, paresthesia, subdural hematoma, tremor

Respiratory System: Asthma, bronchospasm, dyspnea, lung function decreased, pleural effusion

Special Senses: Cataract

Thrombosis: Thrombosis leg

Urogenital System: Cystitis, kidney calculus, menstrual disorder

Juvenile Idiopathic Arthritis Clinical Studies

In general, the adverse reactions in the HUMIRA-treated patients in the polyarticular juvenile idiopathic arthritis (JIA) trials (Studies JIA-I and JIA-II) were similar in frequency and type to those seen in adult patients *[see Warnings and Precautions (5), Adverse Reactions (6)]*. Important findings and differences from adults are discussed in the following paragraphs.

In Study JIA-I, HUMIRA was studied in 171 patients who were 4 to 17 years of age, with polyarticular JIA. Severe adverse reactions reported in the study included neutropenia, streptococcal pharyngitis, increased aminotransferases, herpes zoster, myositis, metrorrhagia, and appendicitis. Serious infections were observed in 4% of patients within approximately 2 years of initiation of treatment with HUMIRA and included cases of herpes simplex, pneumonia, urinary tract infection, pharyngitis, and herpes zoster.

In Study JIA-I, 45% of patients experienced an infection while receiving HUMIRA with or without concomitant MTX in the first 16 weeks of treatment. The types of infections reported in HUMIRA-treated patients were generally similar to those commonly seen in polyarticular JIA patients who are not treated with TNF blockers. Upon initiation of treatment, the most common adverse reactions occurring in this patient population treated with HUMIRA were injection site pain and injection site reaction (19% and 16%, respectively). A less commonly reported adverse event in patients receiving HUMIRA was granuloma annulare which did not lead to discontinuation of HUMIRA treatment.

In the first 48 weeks of treatment in Study JIA-I, non-serious hypersensitivity reactions were seen in approximately 6% of patients and included primarily localized allergic hypersensitivity reactions and allergic rash.

In Study JIA-I, 10% of patients treated with HUMIRA who had negative baseline anti-dsDNA antibodies developed positive titers after 48 weeks of treatment. No patient developed clinical signs of autoimmunity during the clinical trial.

Approximately 15% of patients treated with HUMIRA developed mild-to-moderate elevations of creatine phosphokinase (CPK) in Study JIA-I. Elevations exceeding 5 times the upper limit of normal were observed in several patients. CPK levels decreased or returned to normal in all patients. Most patients were able to continue HUMIRA without interruption.

In Study JIA-II, HUMIRA was studied in 32 patients who were 2 to <4 years of age or 4 years of age and older weighing <15 kg with polyarticular JIA. The safety profile for this patient population was similar to the safety profile seen in patients 4 to 17 years of age with polyarticular JIA.

In Study JIA-II, 78% of patients experienced an infection while receiving HUMIRA. These included nasopharyngitis, bronchitis, upper respiratory tract infection, otitis media, and were mostly mild to moderate in severity. Serious infections were observed in 9% of patients receiving HUMIRA in the study and included dental caries, rotavirus gastroenteritis, and varicella.

In Study JIA-II, non-serious allergic reactions were observed in 6% of patients and included intermittent urticaria and rash, which were all mild in severity.

Psoriatic Arthritis and Ankylosing Spondylitis Clinical Studies

HUMIRA has been studied in 395 patients with psoriatic arthritis (PsA) in two placebo-controlled trials and in an open label study and in 393 patients with ankylosing spondylitis (AS) in two placebo-controlled studies. The safety profile for patients with PsA and AS treated with HUMIRA 40 mg every other week was similar to the safety profile seen in patients with RA, HUMIRA Studies RA-I through IV.

Adult Crohn's Disease Clinical Studies

HUMIRA has been studied in 1478 adult patients with Crohn's disease (CD) in four placebo-controlled and two open-label extension studies. The safety profile for adult patients with CD treated with HUMIRA was similar to the safety profile seen in patients with RA.

Pediatric Crohn's Disease Clinical Studies

HUMIRA has been studied in 192 pediatric patients with Crohn's disease in one double-blind study (Study PCD-I) and one open-label extension study. The safety profile for pediatric patients with Crohn's disease treated with HUMIRA was similar to the safety profile seen in adult patients with Crohn's disease.

During the 4 week open label induction phase of Study PCD-I, the most common adverse reactions occurring in the pediatric population treated with HUMIRA were injection site pain and injection site reaction (6% and 5%, respectively).

A total of 67% of children experienced an infection while receiving HUMIRA in Study PCD-I. These included upper respiratory tract infection and nasopharyngitis.

A total of 5% of children experienced a serious infection while receiving HUMIRA in Study PCD-I. These included viral infection, device related sepsis (catheter), gastroenteritis, H1N1 influenza, and disseminated histoplasmosis.

In Study PCD-I, allergic reactions were observed in 5% of children which were all non-serious and were primarily localized reactions.

Ulcerative Colitis Clinical Studies

HUMIRA has been studied in 1010 patients with ulcerative colitis (UC) in two placebo-controlled studies and one open-label extension study. The safety profile for patients with UC treated with HUMIRA was similar to the safety profile seen in patients with RA.

Plaque Psoriasis Clinical Studies

HUMIRA has been studied in 1696 subjects with plaque psoriasis (Ps) in placebo-controlled and open-label extension studies. The safety profile for subjects with Ps treated with HUMIRA was similar to the safety profile seen in subjects with RA with the following exceptions. In the placebo-controlled portions of the clinical trials in Ps subjects, HUMIRA-treated subjects had a higher incidence of arthralgia when compared to controls (3% *vs.* 1%).

Hidradenitis Suppurativa Clinical Studies

HUMIRA has been studied in 727 subjects with hidradenitis suppurativa (HS) in three placebo-controlled studies and one open-label extension study. The safety profile for subjects with HS treated with HUMIRA weekly was consistent with the known safety profile of HUMIRA.

Flare of HS, defined as ≥25% increase from baseline in abscesses and inflammatory nodule counts and with a minimum of 2 additional lesions, was documented in 22 (22%) of the 100 subjects who were withdrawn from HUMIRA treatment following the primary efficacy timepoint in two studies.

Uveitis Clinical Studies

HUMIRA has been studied in 464 patients with uveitis (UV) in placebo-controlled and open-label extension studies. The safety profile for patients with UV treated with HUMIRA was similar to the safety profile seen in patients with RA.

6.2 Postmarketing Experience

The following adverse reactions have been identified during post-approval use of HUMIRA. Because these reactions are reported voluntarily from a population of uncertain size, it is not always possible to reliably estimate their frequency or establish a causal relationship to HUMIRA exposure.

Gastrointestinal disorders: Diverticulitis, large bowel perforations including perforations associated with diverticulitis and appendiceal perforations associated with appendicitis, pancreatitis

General disorders and administration site conditions: Pyrexia

Hepato-biliary disorders: Liver failure, hepatitis

Immune system disorders: Sarcoidosis

Neoplasms benign, malignant and unspecified (including cysts and polyps): Merkel Cell Carcinoma (neuroendocrine carcinoma of the skin)

Nervous system disorders: Demyelinating disorders (e.g., optic neuritis, Guillain-Barré syndrome), cerebrovascular accident

Respiratory disorders: Interstitial lung disease, including pulmonary fibrosis, pulmonary embolism

Skin reactions: Stevens Johnson Syndrome, cutaneous vasculitis, erythema multiforme, new or worsening psoriasis (all sub-types including pustular and palmoplantar), alopecia

Vascular disorders: Systemic vasculitis, deep vein thrombosis

7 DRUG INTERACTIONS

7.1 Methotrexate

HUMIRA has been studied in rheumatoid arthritis (RA) patients taking concomitant methotrexate (MTX). Although MTX reduced the apparent adalimumab clearance, the data do

not suggest the need for dose adjustment of either HUMIRA or MTX *[see Clinical Pharmacology (12.3)]*.

7.2 Biological Products

In clinical studies in patients with RA, an increased risk of serious infections has been seen with the combination of TNF blockers with anakinra or abatacept, with no added benefit; therefore, use of HUMIRA with abatacept or anakinra is not recommended in patients with RA *[see Warnings and Precautions (5.7 and 5.11)]*. A higher rate of serious infections has also been observed in patients with RA treated with rituximab who received subsequent treatment with a TNF blocker. There is insufficient information regarding the concomitant use of HUMIRA and other biologic products for the treatment of RA, PsA, AS, CD, UC, Ps, HS and UV. Concomitant administration of HUMIRA with other biologic DMARDS (e.g., anakinra and abatacept) or other TNF blockers is not recommended based upon the possible increased risk for infections and other potential pharmacological interactions.

7.3 Live Vaccines

Avoid the use of live vaccines with HUMIRA *[see Warnings and Precautions (5.10)]*.

7.4 Cytochrome P450 Substrates

The formation of CYP450 enzymes may be suppressed by increased levels of cytokines (e.g., TNFα, IL-6) during chronic inflammation. It is possible for a molecule that antagonizes cytokine activity, such as adalimumab, to influence the formation of CYP450 enzymes. Upon initiation or discontinuation of HUMIRA in patients being treated with CYP450 substrates with a narrow therapeutic index, monitoring of the effect (e.g., warfarin) or drug concentration (e.g., cyclosporine or theophylline) is recommended and the individual dose of the drug product may be adjusted as needed.

8 USE IN SPECIFIC POPULATIONS

8.1 Pregnancy

Risk Summary

Limited clinical data are available from the Humira Pregnancy Registry. Excluding lost-to-follow-up, data from the registry reports a rate of 5.6% for major birth defects with first trimester use of adalimumab in pregnant women with rheumatoid arthritis (RA), and a rate of 7.8% and 5.5% for major birth defects in the disease-matched and non-diseased comparison groups *[see Data]*. Adalimumab is actively transferred across the placenta during the third trimester of pregnancy and may affect immune response in the *in-utero* exposed infant *[see Clinical Considerations]*. In an embryo-fetal perinatal development study conducted in cynomolgus monkeys, no fetal harm or malformations were observed with intravenous administration of adalimumab during organogenesis and later in gestation, at doses that produced exposures up to approximately 373 times the maximum recommended human dose (MRHD) of 40 mg subcutaneous without methotrexate *[see Data]*.

The estimated background risk of major birth defects and miscarriage for the indicated populations is unknown. In the U.S. general population, the estimated background risk of major birth defects and miscarriage in clinically recognized pregnancies is 2-4% and miscarriage is 15-20%, respectively.

Clinical Considerations

Fetal/Neonatal adverse reactions

Monoclonal antibodies are increasingly transported across the placenta as pregnancy progresses, with the largest amount transferred during the third trimester [*see Data*]. Risks and benefits should be considered prior to administering live or live-attenuated vaccines to infants exposed to HUMIRA *in utero [see Use in Specific Populations (8.4)]*.

Data

Human Data

In a prospective cohort pregnancy exposure registry conducted in the U.S. and Canada between 2004 and 2013, 74 women with RA treated with adalimumab at least during the first trimester, 80 women with RA not treated with adalimumab and 218 women without RA (non-diseased) were enrolled. Excluding lost-to-follow-up, the rate of major defects in the adalimumab-exposed pregnancies (N=72), disease-matched (N=77), and non-diseased comparison groups (N=201) was 5.6%, 7.8% and 5.5%, respectively. However, this study cannot definitely establish the absence of any risk because of methodological limitations, including small sample size and non-randomized study design. Data from the Crohn's disease portion of the study is in the follow-up phase and the analysis is ongoing.

In an independent clinical study conducted in ten pregnant women with inflammatory bowel disease treated with HUMIRA, adalimumab concentrations were measured in maternal serum as well as in cord blood (n=10) and infant serum (n=8) on the day of birth. The last dose of HUMIRA was given between 1 and 56 days prior to delivery. Adalimumab concentrations were 0.16-19.7 µg/mL in cord blood, 4.28-17.7 µg/mL in infant serum, and 0-16.1 µg/mL in maternal serum. In all but one case, the cord blood level of adalimumab was higher than the maternal serum level, suggesting adalimumab actively crosses the placenta. In addition, one infant had serum levels at each of the following: 6 weeks (1.94 µg/mL), 7 weeks (1.31 µg/mL), 8 weeks (0.93 µg/mL), and 11 weeks (0.53 µg/mL), suggesting adalimumab can be detected in the serum of infants exposed *in utero* for at least 3 months from birth.

Animal Data

In an embryo-fetal perinatal development study, pregnant cynomolgus monkeys received adalimumab from gestation days 20 to 97 at doses that produced exposures up to 373 times that achieved with the MRHD without methotrexate (on an AUC basis with maternal IV doses up to 100 mg/kg/week). Adalimumab did not elicit harm to the fetuses or malformations.

8.2 Lactation

Risk Summary

Limited data from case reports in the published literature describe the presence of adalimumab in human milk at infant doses of 0.1% to 1% of the maternal serum level. There are no reports of

adverse effects of adalimumab on the breastfed infant and no effects on milk production. The developmental and health benefits of breastfeeding should be considered along with the mother's clinical need for HUMIRA and any potential adverse effects on the breastfed child from HUMIRA or from the underlying maternal condition.

8.4 Pediatric Use

Safety and efficacy of HUMIRA in pediatric patients for uses other than polyarticular juvenile idiopathic arthritis (JIA) and pediatric Crohn's disease have not been established. Due to its inhibition of TNFα, HUMIRA administered during pregnancy could affect immune response in the *in utero*-exposed newborn and infant. Data from eight infants exposed to HUMIRA *in utero* suggest adalimumab crosses the placenta *[see Use in Specific Populations (8.1)]*. The clinical significance of elevated adalimumab levels in infants is unknown. The safety of administering live or live-attenuated vaccines in exposed infants is unknown. Risks and benefits should be considered prior to vaccinating (live or live-attenuated) exposed infants.

Post-marketing cases of lymphoma, including hepatosplenic T-cell lymphoma and other malignancies, some fatal, have been reported among children, adolescents, and young adults who received treatment with TNF-blockers including HUMIRA *[see Boxed Warning and Warnings and Precautions (5.2)]*.

Juvenile Idiopathic Arthritis

In Study JIA-I, HUMIRA was shown to reduce signs and symptoms of active polyarticular JIA in patients 4 to 17 years of age *[see Clinical Studies (14.2)]*. In Study JIA-II, the safety profile for patients 2 to <4 years of age was similar to the safety profile for patients 4 to 17 years of age with polyarticular JIA *[see Adverse Reactions (6.1)]*. HUMIRA has not been studied in patients with polyarticular JIA less than 2 years of age or in patients with a weight below 10 kg.

The safety of HUMIRA in patients in the polyarticular JIA trials was generally similar to that observed in adults with certain exceptions *[see Adverse Reactions (6.1)]*.

Pediatric Crohn's Disease

The safety and effectiveness of HUMIRA for reducing signs and symptoms and inducing and maintaining clinical remission have been established in pediatric patients 6 years of age and older with moderately to severely active Crohn's disease who have had an inadequate response to corticosteroids or immunomodulators such as azathioprine, 6-mercaptopurine, or methotrexate. Use of HUMIRA in this age group is supported by evidence from adequate and well-controlled studies of HUMIRA in adults with additional data from a randomized, double-blind, 52-week clinical study of two dose levels of HUMIRA in 192 pediatric patients (6 to 17 years of age) with moderately to severely active Crohn's disease *[see Clinical Studies (14.6)]*. The safety and effectiveness of HUMIRA has not been established in pediatric patients with Crohn's disease less than 6 years of age.

8.5 Geriatric Use

A total of 519 RA patients 65 years of age and older, including 107 patients 75 years of age and older, received HUMIRA in clinical studies RA-I through IV. No overall difference in effectiveness was observed between these patients and younger patients. The frequency of serious infection and malignancy among HUMIRA treated patients over 65 years of age was

higher than for those under 65 years of age. Because there is a higher incidence of infections and malignancies in the elderly population, use caution when treating the elderly.

10 OVERDOSAGE

Doses up to 10 mg/kg have been administered to patients in clinical trials without evidence of dose-limiting toxicities. In case of overdosage, it is recommended that the patient be monitored for any signs or symptoms of adverse reactions or effects and appropriate symptomatic treatment instituted immediately.

11 DESCRIPTION

HUMIRA (adalimumab) is a recombinant human IgG1 monoclonal antibody specific for human tumor necrosis factor (TNF). HUMIRA was created using phage display technology resulting in an antibody with human derived heavy and light chain variable regions and human IgG1:k constant regions. Adalimumab is produced by recombinant DNA technology in a mammalian cell expression system and is purified by a process that includes specific viral inactivation and removal steps. It consists of 1330 amino acids and has a molecular weight of approximately 148 kilodaltons.

HUMIRA is supplied as a sterile, preservative-free solution of adalimumab for subcutaneous administration. The drug product is supplied as either a single-use, prefilled pen (HUMIRA Pen), as a single-use, 1 mL prefilled glass syringe, or as a single-use institutional use vial. Enclosed within the pen is a single-use, 1 mL prefilled glass syringe. The solution of HUMIRA is clear and colorless, with a pH of about 5.2.

Each 40 mg/0.4 mL prefilled syringe or prefilled pen delivers 0.4 mL (40 mg) of drug product. Each 0.4 mL of HUMIRA contains adalimumab 40 mg, mannitol 16.8 mg, polysorbate 80 0.4 mg, and Water for Injection, USP.

Each 40 mg/0.8 mL prefilled syringe, prefilled pen, or single-use institutional use vial delivers 0.8 mL (40 mg) of drug product. Each 0.8 mL of HUMIRA contains adalimumab 40 mg, citric acid monohydrate 1.04 mg, dibasic sodium phosphate dihydrate 1.22 mg, mannitol 9.6 mg, monobasic sodium phosphate dihydrate 0.69 mg, polysorbate 80 0.8 mg, sodium chloride 4.93 mg, sodium citrate 0.24 mg and Water for Injection, USP. Sodium hydroxide is added as necessary to adjust pH.

Each 20 mg/0.4 mL prefilled syringe delivers 0.4 mL (20 mg) of drug product. Each 0.4 mL of HUMIRA contains adalimumab 20 mg, citric acid monohydrate 0.52 mg, dibasic sodium phosphate dihydrate 0.61 mg, mannitol 4.8 mg, monobasic sodium phosphate dihydrate 0.34 mg, polysorbate 80 0.4 mg, sodium chloride 2.47 mg, sodium citrate 0.12 mg and Water for Injection, USP. Sodium hydroxide is added as necessary to adjust pH.

Each 10 mg/0.2 mL prefilled syringe delivers 0.2 mL (10 mg) of drug product. Each 0.2 mL of HUMIRA contains adalimumab 10 mg, citric acid monohydrate 0.26 mg, dibasic sodium phosphate dihydrate 0.31 mg, mannitol 2.4 mg, monobasic sodium phosphate dihydrate 0.17 mg, polysorbate 80 0.2 mg, sodium chloride 1.23 mg, sodium citrate 0.06 mg and Water for Injection, USP. Sodium hydroxide is added as necessary to adjust pH.

12 CLINICAL PHARMACOLOGY

12.1 Mechanism of Action

Adalimumab binds specifically to TNF-alpha and blocks its interaction with the p55 and p75 cell surface TNF receptors. Adalimumab also lyses surface TNF expressing cells *in vitro* in the presence of complement. Adalimumab does not bind or inactivate lymphotoxin (TNF-beta). TNF is a naturally occurring cytokine that is involved in normal inflammatory and immune responses. Elevated levels of TNF are found in the synovial fluid of patients with RA, JIA, PsA, and AS and play an important role in both the pathologic inflammation and the joint destruction that are hallmarks of these diseases. Increased levels of TNF are also found in psoriasis plaques. In Ps, treatment with HUMIRA may reduce the epidermal thickness and infiltration of inflammatory cells. The relationship between these pharmacodynamic activities and the mechanism(s) by which HUMIRA exerts its clinical effects is unknown.

Adalimumab also modulates biological responses that are induced or regulated by TNF, including changes in the levels of adhesion molecules responsible for leukocyte migration (ELAM-1, VCAM-1, and ICAM-1 with an IC_{50} of 1-2 X 10^{-10}M).

12.2 Pharmacodynamics

After treatment with HUMIRA, a decrease in levels of acute phase reactants of inflammation (C-reactive protein [CRP] and erythrocyte sedimentation rate [ESR]) and serum cytokines (IL-6) was observed compared to baseline in patients with rheumatoid arthritis. A decrease in CRP levels was also observed in patients with Crohn's disease, ulcerative colitis and hidradenitis suppurativa. Serum levels of matrix metalloproteinases (MMP-1 and MMP-3) that produce tissue remodeling responsible for cartilage destruction were also decreased after HUMIRA administration.

12.3 Pharmacokinetics

The maximum serum concentration (C_{max}) and the time to reach the maximum concentration (T_{max}) were 4.7 ± 1.6 µg/mL and 131 ± 56 hours respectively, following a single 40 mg subcutaneous administration of HUMIRA to healthy adult subjects. The average absolute bioavailability of adalimumab estimated from three studies following a single 40 mg subcutaneous dose was 64%. The pharmacokinetics of adalimumab were linear over the dose range of 0.5 to 10.0 mg/kg following a single intravenous dose.

The single dose pharmacokinetics of adalimumab in RA patients were determined in several studies with intravenous doses ranging from 0.25 to 10 mg/kg. The distribution volume (V_{ss}) ranged from 4.7 to 6.0 L. The systemic clearance of adalimumab is approximately 12 mL/hr. The mean terminal half-life was approximately 2 weeks, ranging from 10 to 20 days across studies. Adalimumab concentrations in the synovial fluid from five rheumatoid arthritis patients ranged from 31 to 96% of those in serum.

In RA patients receiving 40 mg HUMIRA every other week, adalimumab mean steady-state trough concentrations of approximately 5 µg/mL and 8 to 9 µg/mL, were observed without and with methotrexate (MTX), respectively. MTX reduced adalimumab apparent clearance after single and multiple dosing by 29% and 44% respectively, in patients with RA. Mean serum adalimumab trough levels at steady state increased approximately proportionally with dose

following 20, 40, and 80 mg every other week and every week subcutaneous dosing. In long-term studies with dosing more than two years, there was no evidence of changes in clearance over time.

Adalimumab mean steady-state trough concentrations were slightly higher in psoriatic arthritis patients treated with 40 mg HUMIRA every other week (6 to 10 µg/mL and 8.5 to 12 µg/mL, without and with MTX, respectively) compared to the concentrations in RA patients treated with the same dose.

The pharmacokinetics of adalimumab in patients with AS were similar to those in patients with RA.

In patients with CD, the loading dose of 160 mg HUMIRA on Week 0 followed by 80 mg HUMIRA on Week 2 achieves mean serum adalimumab trough levels of approximately 12 µg/mL at Week 2 and Week 4. Mean steady-state trough levels of approximately 7 µg/mL were observed at Week 24 and Week 56 in CD patients after receiving a maintenance dose of 40 mg HUMIRA every other week.

In patients with UC, the loading dose of 160 mg HUMIRA on Week 0 followed by 80 mg HUMIRA on Week 2 achieves mean serum adalimumab trough levels of approximately 12 µg/mL at Week 2 and Week 4. Mean steady-state trough level of approximately 8 µg/mL was observed at Week 52 in UC patients after receiving a dose of 40 mg HUMIRA every other week, and approximately 15 µg/mL at Week 52 in UC patients who increased to a dose of 40 mg HUMIRA every week.

In patients with Ps, the mean steady-state trough concentration was approximately 5 to 6 µg/mL during HUMIRA 40 mg every other week monotherapy treatment.

In subjects with HS, a dose of 160 mg HUMIRA on Week 0 followed by 80 mg on Week 2 achieved serum adalimumab trough concentrations of approximately 7 to 8 µg/mL at Week 2 and Week 4. The mean steady-state trough concentrations at Week 12 through Week 36 were approximately 7 to 11 µg/mL during HUMIRA 40 mg every week treatment.

In patients with UV, the mean steady concentration was approximately 8 to 10 µg/mL during HUMIRA 40 mg every other week treatment.

Population pharmacokinetic analyses in patients with RA revealed that there was a trend toward higher apparent clearance of adalimumab in the presence of anti-adalimumab antibodies, and lower clearance with increasing age in patients aged 40 to >75 years.

Minor increases in apparent clearance were also predicted in RA patients receiving doses lower than the recommended dose and in RA patients with high rheumatoid factor or CRP concentrations. These increases are not likely to be clinically important.

No gender-related pharmacokinetic differences were observed after correction for a patient's body weight. Healthy volunteers and patients with rheumatoid arthritis displayed similar adalimumab pharmacokinetics.

No pharmacokinetic data are available in patients with hepatic or renal impairment.

In Study JIA-I for patients with polyarticular JIA who were 4 to 17 years of age, the mean steady-state trough serum adalimumab concentrations for patients weighing <30 kg receiving 20

mg HUMIRA subcutaneously every other week as monotherapy or with concomitant MTX were 6.8 µg/mL and 10.9 µg/mL, respectively. The mean steady-state trough serum adalimumab concentrations for patients weighing ≥30 kg receiving 40 mg HUMIRA subcutaneously every other week as monotherapy or with concomitant MTX were 6.6 µg/mL and 8.1 µg/mL, respectively. In Study JIA-II for patients with polyarticular JIA who were 2 to <4 years of age or 4 years of age and older weighing <15 kg, the mean steady-state trough serum adalimumab concentrations for patients receiving HUMIRA subcutaneously every other week as monotherapy or with concomitant MTX were 6.0 µg/mL and 7.9 µg/mL, respectively.

In pediatric subjects with CD weighing ≥ 40 kg, the mean ±SD serum adalimumab concentrations were 15.7±6.5 mcg/mL at Week 4 following subcutaneous doses of 160 mg at Week 0 and 80 mg at Week 2 and the mean ±SD steady-state trough serum adalimumab concentrations were 10.5±6.0 mcg/mL at Week 52 following subcutaneous doses of 40 mg every other week. In pediatric subjects with CD weighing < 40 kg, the mean ±SD serum adalimumab concentrations were 10.6±6.1 mcg/mL at Week 4 following subcutaneous doses of 80 mg at Week 0 and 40 mg at Week 2 and the mean ±SD steady-state trough serum adalimumab concentrations were 6.9±3.6 mcg/mL at Week 52 following subcutaneous doses of 20 mg every other week.

13 NONCLINICAL TOXICOLOGY

13.1 Carcinogenesis, Mutagenesis, Impairment of Fertility

Long-term animal studies of HUMIRA have not been conducted to evaluate the carcinogenic potential or its effect on fertility.

14 CLINICAL STUDIES

14.1 Rheumatoid Arthritis

The efficacy and safety of HUMIRA were assessed in five randomized, double-blind studies in patients ≥18 years of age with active rheumatoid arthritis (RA) diagnosed according to American College of Rheumatology (ACR) criteria. Patients had at least 6 swollen and 9 tender joints. HUMIRA was administered subcutaneously in combination with methotrexate (MTX) (12.5 to 25 mg, Studies RA-I, RA-III and RA-V) or as monotherapy (Studies RA-II and RA-V) or with other disease-modifying anti-rheumatic drugs (DMARDs) (Study RA-IV).

Study RA-I evaluated 271 patients who had failed therapy with at least one but no more than four DMARDs and had inadequate response to MTX. Doses of 20, 40 or 80 mg of HUMIRA or placebo were given every other week for 24 weeks.

Study RA-II evaluated 544 patients who had failed therapy with at least one DMARD. Doses of placebo, 20 or 40 mg of HUMIRA were given as monotherapy every other week or weekly for 26 weeks.

Study RA-III evaluated 619 patients who had an inadequate response to MTX. Patients received placebo, 40 mg of HUMIRA every other week with placebo injections on alternate weeks, or 20 mg of HUMIRA weekly for up to 52 weeks. Study RA-III had an additional primary endpoint at

52 weeks of inhibition of disease progression (as detected by X-ray results). Upon completion of the first 52 weeks, 457 patients enrolled in an open-label extension phase in which 40 mg of HUMIRA was administered every other week for up to 5 years.

Study RA-IV assessed safety in 636 patients who were either DMARD-naive or were permitted to remain on their pre-existing rheumatologic therapy provided that therapy was stable for a minimum of 28 days. Patients were randomized to 40 mg of HUMIRA or placebo every other week for 24 weeks.

Study RA-V evaluated 799 patients with moderately to severely active RA of less than 3 years duration who were ≥18 years old and MTX naïve. Patients were randomized to receive either MTX (optimized to 20 mg/week by week 8), HUMIRA 40 mg every other week or HUMIRA/MTX combination therapy for 104 weeks. Patients were evaluated for signs and symptoms, and for radiographic progression of joint damage. The median disease duration among patients enrolled in the study was 5 months. The median MTX dose achieved was 20 mg.

Clinical Response

The percent of HUMIRA treated patients achieving ACR 20, 50 and 70 responses in Studies RA-II and III are shown in Table 2.

Table 2. ACR Responses in Studies RA-II and RA-III (Percent of Patients)

	Study RA-II Monotherapy (26 weeks)			**Study RA-III Methotrexate Combination (24 and 52 weeks)**	
Response	Placebo	HUMIRA	HUMIRA	Placebo/MTX	HUMIRA/MTX
		40 mg every	40 mg weekly		40 mg every
		other week			other week
	N=110	N=113	N=103	N=200	N=207
ACR20					
Month 6	19%	46%*	53%*	30%	63%*
Month 12	NA	NA	NA	24%	59%*
ACR50					
Month 6	8%	22%*	35%*	10%	39%*
Month 12	NA	NA	NA	10%	42%*
ACR70					
Month 6	2%	12%*	18%*	3%	21%*
Month 12	NA	NA	NA	5%	23%*
* p<0.01, HUMIRA *vs.* placebo					

The results of Study RA-I were similar to Study RA-III; patients receiving HUMIRA 40 mg every other week in Study RA-I also achieved ACR 20, 50 and 70 response rates of 65%, 52% and 24%, respectively, compared to placebo responses of 13%, 7% and 3% respectively, at 6 months (p<0.01).

The results of the components of the ACR response criteria for Studies RA-II and RA-III are shown in Table 3. ACR response rates and improvement in all components of ACR response were maintained to week 104. Over the 2 years in Study RA-III, 20% of HUMIRA patients receiving 40 mg every other week (EOW) achieved a major clinical response, defined as maintenance of an ACR 70 response over a 6-month period. ACR responses were maintained in similar proportions of patients for up to 5 years with continuous HUMIRA treatment in the open-label portion of Study RA-III.

Table 3. Components of ACR Response in Studies RA-II and RA-III

	Study RA-II				**Study RA-III**			
Parameter (median)	**Placebo N=110**		**HUMIRA[a] N=113**		**Placebo/MTX N=200**		**HUMIRA[a]/MTX N=207**	
	Baseline	**Wk 26**	**Baseline**	**Wk 26**	**Baseline**	**Wk 24**	**Baseline**	**Wk 24**
Number of tender joints (0-68)	35	26	31	16*	26	15	24	8*
Number of swollen joints (0-66)	19	16	18	10*	17	11	18	5*
Physician global assessment[b]	7.0	6.1	6.6	3.7*	6.3	3.5	6.5	2.0*
Patient global assessment[b]	7.5	6.3	7.5	4.5*	5.4	3.9	5.2	2.0*
Pain[b]	7.3	6.1	7.3	4.1*	6.0	3.8	5.8	2.1*
Disability index (HAQ)[c]	2.0	1.9	1.9	1.5*	1.5	1.3	1.5	0.8*
CRP (mg/dL)	3.9	4.3	4.6	1.8*	1.0	0.9	1.0	0.4*

[a] 40 mg HUMIRA administered every other week
[b] Visual analogue scale; 0 = best, 10 = worst
[c] Disability Index of the Health Assessment Questionnaire; 0 = best, 3 = worst, measures the patient's ability to perform the following: dress/groom, arise, eat, walk, reach, grip, maintain hygiene, and maintain daily activity
* $p<0.001$, HUMIRA *vs.* placebo, based on mean change from baseline

The time course of ACR 20 response for Study RA-III is shown in Figure 1.

In Study RA-III, 85% of patients with ACR 20 responses at week 24 maintained the response at 52 weeks. The time course of ACR 20 response for Study RA-I and Study RA-II were similar.

Figure 1. Study RA-III ACR 20 Responses over 52 Weeks

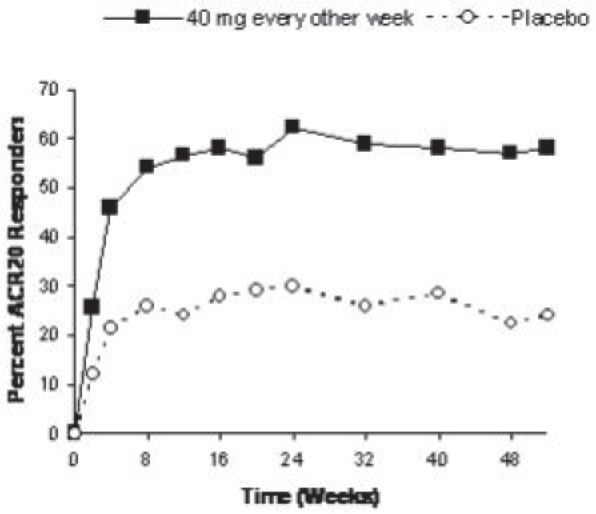

In Study RA-IV, 53% of patients treated with HUMIRA 40 mg every other week plus standard of care had an ACR 20 response at week 24 compared to 35% on placebo plus standard of care ($p<0.001$). No unique adverse reactions related to the combination of HUMIRA (adalimumab) and other DMARDs were observed.

In Study RA-V with MTX naïve patients with recent onset RA, the combination treatment with HUMIRA plus MTX led to greater percentages of patients achieving ACR responses than either MTX monotherapy or HUMIRA monotherapy at Week 52 and responses were sustained at Week 104 (see Table 4).

Table 4. ACR Response in Study RA-V (Percent of Patients)

Response	MTX[b] N=257	HUMIRA[c] N=274	HUMIRA/MTX N=268
ACR20			
Week 52	63%	54%	73%
Week 104	56%	49%	69%
ACR50			
Week 52	46%	41%	62%
Week 104	43%	37%	59%
ACR70			
Week 52	27%	26%	46%
Week 104	28%	28%	47%
Major Clinical Response [a]	28%	25%	49%

[a] Major clinical response is defined as achieving an ACR70 response for a continuous six month period
[b] $p<0.05$, HUMIRA/MTX *vs.* MTX for ACR 20
$p<0.001$, HUMIRA/MTX *vs.* MTX for ACR 50 and 70, and Major Clinical Response
[c] $p<0.001$, HUMIRA/MTX *vs.* HUMIRA

At Week 52, all individual components of the ACR response criteria for Study RA-V improved in the HUMIRA/MTX group and improvements were maintained to Week 104.

Radiographic Response

In Study RA-III, structural joint damage was assessed radiographically and expressed as change in Total Sharp Score (TSS) and its components, the erosion score and Joint Space Narrowing (JSN) score, at month 12 compared to baseline. At baseline, the median TSS was approximately 55 in the placebo and 40 mg every other week groups. The results are shown in Table 5. HUMIRA/MTX treated patients demonstrated less radiographic progression than patients receiving MTX alone at 52 weeks.

Table 5. Radiographic Mean Changes Over 12 Months in Study RA-III

	Placebo/MTX	HUMIRA/MTX 40 mg every other week	Placebo/MTX-HUMIRA/MTX (95% Confidence Interval*)	P-value**
Total Sharp score	2.7	0.1	2.6 (1.4, 3.8)	<0.001
Erosion score	1.6	0.0	1.6 (0.9, 2.2)	<0.001
JSN score	1.0	0.1	0.9 (0.3, 1.4)	0.002
*95% confidence intervals for the differences in change scores between MTX and HUMIRA. **Based on rank analysis				

In the open-label extension of Study RA-III, 77% of the original patients treated with any dose of HUMIRA were evaluated radiographically at 2 years. Patients maintained inhibition of structural damage, as measured by the TSS. Fifty-four percent had no progression of structural damage as defined by a change in the TSS of zero or less. Fifty-five percent (55%) of patients originally treated with 40 mg HUMIRA every other week have been evaluated radiographically at 5 years. Patients had continued inhibition of structural damage with 50% showing no progression of structural damage defined by a change in the TSS of zero or less.

In Study RA-V, structural joint damage was assessed as in Study RA-III. Greater inhibition of radiographic progression, as assessed by changes in TSS, erosion score and JSN was observed in the HUMIRA/MTX combination group as compared to either the MTX or HUMIRA monotherapy group at Week 52 as well as at Week 104 (see Table 6).

Table 6. Radiographic Mean Change* in Study RA-V

		MTX[a] N=257	**HUMIRA[a,b] N=274**	**HUMIRA/MTX N=268**
52 Weeks	Total Sharp score	5.7 (4.2, 7.3)	3.0 (1.7, 4.3)	1.3 (0.5, 2.1)
	Erosion score	3.7 (2.7, 4.8)	1.7 (1.0, 2.4)	0.8 (0.4, 1.2)
	JSN score	2.0 (1.2, 2.8)	1.3 (0.5, 2.1)	0.5 (0.0, 1.0)
104 Weeks	Total Sharp score	10.4 (7.7, 13.2)	5.5 (3.6, 7.4)	1.9 (0.9, 2.9)
	Erosion score	6.4 (4.6, 8.2)	3.0 (2.0, 4.0)	1.0 (0.4, 1.6)
	JSN score	4.1 (2.7, 5.4)	2.6 (1.5, 3.7)	0.9 (0.3, 1.5)
* mean (95% confidence interval)				

[a] p<0.001, HUMIRA/MTX *vs.* MTX at 52 and 104 weeks and for HUMIRA/MTX *vs.* HUMIRA at 104 weeks
[b] p<0.01, for HUMIRA/MTX *vs.* HUMIRA at 52 weeks

Physical Function Response

In studies RA-I through IV, HUMIRA showed significantly greater improvement than placebo in the disability index of Health Assessment Questionnaire (HAQ-DI) from baseline to the end of study, and significantly greater improvement than placebo in the health-outcomes as assessed by The Short Form Health Survey (SF 36). Improvement was seen in both the Physical Component Summary (PCS) and the Mental Component Summary (MCS).

In Study RA-III, the mean (95% CI) improvement in HAQ-DI from baseline at week 52 was 0.60 (0.55, 0.65) for the HUMIRA patients and 0.25 (0.17, 0.33) for placebo/MTX (p<0.001) patients. Sixty-three percent of HUMIRA-treated patients achieved a 0.5 or greater improvement in HAQ-DI at week 52 in the double-blind portion of the study. Eighty-two percent of these patients maintained that improvement through week 104 and a similar proportion of patients maintained this response through week 260 (5 years) of open-label treatment. Mean improvement in the SF-36 was maintained through the end of measurement at week 156 (3 years).

In Study RA-V, the HAQ-DI and the physical component of the SF-36 showed greater improvement (p<0.001) for the HUMIRA/MTX combination therapy group versus either the MTX monotherapy or the HUMIRA monotherapy group at Week 52, which was maintained through Week 104.

14.2 Juvenile Idiopathic Arthritis

The safety and efficacy of HUMIRA was assessed in two studies (Studies JIA-I and JIA-II) in patients with active polyarticular juvenile idiopathic arthritis (JIA).

Study JIA-I

The safety and efficacy of HUMIRA were assessed in a multicenter, randomized, withdrawal, double-blind, parallel-group study in 171 patients who were 4 to 17 years of age with polyarticular JIA. In the study, the patients were stratified into two groups: MTX-treated or non-MTX-treated. All patients had to show signs of active moderate or severe disease despite previous treatment with NSAIDs, analgesics, corticosteroids, or DMARDS. Patients who received prior treatment with any biologic DMARDS were excluded from the study.

The study included four phases: an open-label lead in phase (OL-LI; 16 weeks), a double-blind randomized withdrawal phase (DB; 32 weeks), an open-label extension phase (OLE-BSA; up to 136 weeks), and an open-label fixed dose phase (OLE-FD; 16 weeks). In the first three phases of the study, HUMIRA was administered based on body surface area at a dose of 24 mg/m^2 up to a maximum total body dose of 40 mg subcutaneously (SC) every other week. In the OLE-FD phase, the patients were treated with 20 mg of HUMIRA SC every other week if their weight was less than 30 kg and with 40 mg of HUMIRA SC every other week if their weight was 30 kg or greater. Patients remained on stable doses of NSAIDs and or prednisone (≤0.2 mg/kg/day or 10 mg/day maximum).

Patients demonstrating a Pediatric ACR 30 response at the end of OL-LI phase were randomized into the double blind (DB) phase of the study and received either HUMIRA or placebo every other week for 32 weeks or until disease flare. Disease flare was defined as a worsening of ≥30% from baseline in ≥3 of 6 Pediatric ACR core criteria, ≥2 active joints, and improvement of >30% in no more than 1 of the 6 criteria. After 32 weeks or at the time of disease flare during the DB phase, patients were treated in the open-label extension phase based on the BSA regimen (OLE-BSA), before converting to a fixed dose regimen based on body weight (OLE-FD phase).

Study JIA-I Clinical Response

At the end of the 16-week OL-LI phase, 94% of the patients in the MTX stratum and 74% of the patients in the non-MTX stratum were Pediatric ACR 30 responders. In the DB phase significantly fewer patients who received HUMIRA experienced disease flare compared to placebo, both without MTX (43% *vs.* 71%) and with MTX (37% *vs.* 65%). More patients treated with HUMIRA continued to show pediatric ACR 30/50/70 responses at Week 48 compared to patients treated with placebo. Pediatric ACR responses were maintained for up to two years in the OLE phase in patients who received HUMIRA throughout the study.

Study JIA-II

HUMIRA was assessed in an open-label, multicenter study in 32 patients who were 2 to <4 years of age or 4 years of age and older weighing <15 kg with moderately to severely active polyarticular JIA. Most patients (97%) received at least 24 weeks of HUMIRA treatment dosed 24 mg/m^2 up to a maximum of 20 mg every other week as a single SC injection up to a maximum of 120 weeks duration. During the study, most patients used concomitant MTX, with fewer reporting use of corticosteroids or NSAIDs. The primary objective of the study was evaluation of safety *[see Adverse Reactions (6.1)]*.

14.3 Psoriatic Arthritis

The safety and efficacy of HUMIRA was assessed in two randomized, double-blind, placebo controlled studies in 413 patients with psoriatic arthritis (PsA). Upon completion of both studies, 383 patients enrolled in an open-label extension study, in which 40 mg HUMIRA was administered every other week.

Study PsA-I enrolled 313 adult patients with moderately to severely active PsA (>3 swollen and >3 tender joints) who had an inadequate response to NSAID therapy in one of the following forms: (1) distal interphalangeal (DIP) involvement (N=23); (2) polyarticular arthritis (absence of rheumatoid nodules and presence of plaque psoriasis) (N=210); (3) arthritis mutilans (N=1); (4) asymmetric PsA (N=77); or (5) AS-like (N=2). Patients on MTX therapy (158 of 313 patients) at enrollment (stable dose of ≤30 mg/week for >1 month) could continue MTX at the same dose. Doses of HUMIRA 40 mg or placebo every other week were administered during the 24-week double-blind period of the study.

Compared to placebo, treatment with HUMIRA resulted in improvements in the measures of disease activity (see Tables 7 and 8). Among patients with PsA who received HUMIRA, the clinical responses were apparent in some patients at the time of the first visit (two weeks) and were maintained up to 88 weeks in the ongoing open-label study. Similar responses were seen in patients with each of the subtypes of psoriatic arthritis, although few patients were enrolled with

the arthritis mutilans and ankylosing spondylitis-like subtypes. Responses were similar in patients who were or were not receiving concomitant MTX therapy at baseline.

Patients with psoriatic involvement of at least three percent body surface area (BSA) were evaluated for Psoriatic Area and Severity Index (PASI) responses. At 24 weeks, the proportions of patients achieving a 75% or 90% improvement in the PASI were 59% and 42% respectively, in the HUMIRA group (N=69), compared to 1% and 0% respectively, in the placebo group (N=69) ($p<0.001$). PASI responses were apparent in some patients at the time of the first visit (two weeks). Responses were similar in patients who were or were not receiving concomitant MTX therapy at baseline.

Table 7. ACR Response in Study PsA-I (Percent of Patients)

	Placebo N=162	HUMIRA* N=151
ACR20		
Week 12	14%	58%
Week 24	15%	57%
ACR50		
Week 12	4%	36%
Week 24	6%	39%
ACR70		
Week 12	1%	20%
Week 24	1%	23%

* $p<0.001$ for all comparisons between HUMIRA and placebo

Table 8. Components of Disease Activity in Study PsA-I

	Placebo N=162		HUMIRA* N=151	
Parameter: median	Baseline	24 weeks	Baseline	24 weeks
Number of tender joints[a]	23.0	17.0	20.0	5.0
Number of swollen joints[b]	11.0	9.0	11.0	3.0
Physician global assessment[c]	53.0	49.0	55.0	16.0
Patient global assessment[c]	49.5	49.0	48.0	20.0
Pain[c]	49.0	49.0	54.0	20.0
Disability index (HAQ)[d]	1.0	0.9	1.0	0.4
CRP (mg/dL)[e]	0.8	0.7	0.8	0.2

* $p<0.001$ for HUMIRA *vs.* placebo comparisons based on median changes

[a] Scale 0-78

[b] Scale 0-76

[c] Visual analog scale; 0=best, 100=worst

[d] Disability Index of the Health Assessment Questionnaire; 0=best, 3=worst; measures the patient's ability to perform the following: dress/groom, arise, eat, walk, reach, grip, maintain hygiene, and maintain daily activity.

[e] Normal range: 0-0.287 mg/dL

Similar results were seen in an additional, 12-week study in 100 patients with moderate to severe psoriatic arthritis who had suboptimal response to DMARD therapy as manifested by ≥3 tender joints and ≥3 swollen joints at enrollment.

Radiographic Response

Radiographic changes were assessed in the PsA studies. Radiographs of hands, wrists, and feet were obtained at baseline and Week 24 during the double-blind period when patients were on HUMIRA or placebo and at Week 48 when all patients were on open-label HUMIRA. A modified Total Sharp Score (mTSS), which included distal interphalangeal joints (i.e., not identical to the TSS used for rheumatoid arthritis), was used by readers blinded to treatment group to assess the radiographs.

HUMIRA-treated patients demonstrated greater inhibition of radiographic progression compared to placebo-treated patients and this effect was maintained at 48 weeks (see Table 9).

Table 9. Change in Modified Total Sharp Score in Psoriatic Arthritis

	Placebo N=141	**HUMIRA N=133**	
	Week 24	Week 24	Week 48
Baseline mean	22.1	23.4	23.4
Mean Change ± SD	0.9 ± 3.1	-0.1 ± 1.7	-0.2 ± 4.9*
* <0.001 for the difference between HUMIRA, Week 48 and Placebo, Week 24 (primary analysis)			

Physical Function Response

In Study PsA-I, physical function and disability were assessed using the HAQ Disability Index (HAQ-DI) and the SF-36 Health Survey. Patients treated with 40 mg of HUMIRA every other week showed greater improvement from baseline in the HAQ-DI score (mean decreases of 47% and 49% at Weeks 12 and 24 respectively) in comparison to placebo (mean decreases of 1% and 3% at Weeks 12 and 24 respectively). At Weeks 12 and 24, patients treated with HUMIRA showed greater improvement from baseline in the SF-36 Physical Component Summary score compared to patients treated with placebo, and no worsening in the SF-36 Mental Component Summary score. Improvement in physical function based on the HAQ-DI was maintained for up to 84 weeks through the open-label portion of the study.

14.4 Ankylosing Spondylitis

The safety and efficacy of HUMIRA 40 mg every other week was assessed in 315 adult patients in a randomized, 24 week double-blind, placebo-controlled study in patients with active ankylosing spondylitis (AS) who had an inadequate response to glucocorticoids, NSAIDs, analgesics, methotrexate or sulfasalazine. Active AS was defined as patients who fulfilled at least two of the following three criteria: (1) a Bath AS disease activity index (BASDAI) score ≥4 cm, (2) a visual analog score (VAS) for total back pain ≥ 40 mm, and (3) morning stiffness

≥ 1 hour. The blinded period was followed by an open-label period during which patients received HUMIRA 40 mg every other week subcutaneously for up to an additional 28 weeks.

Improvement in measures of disease activity was first observed at Week 2 and maintained through 24 weeks as shown in Figure 2 and Table 10.

Responses of patients with total spinal ankylosis (n=11) were similar to those without total ankylosis.

Figure 2. ASAS 20 Response By Visit, Study AS-I

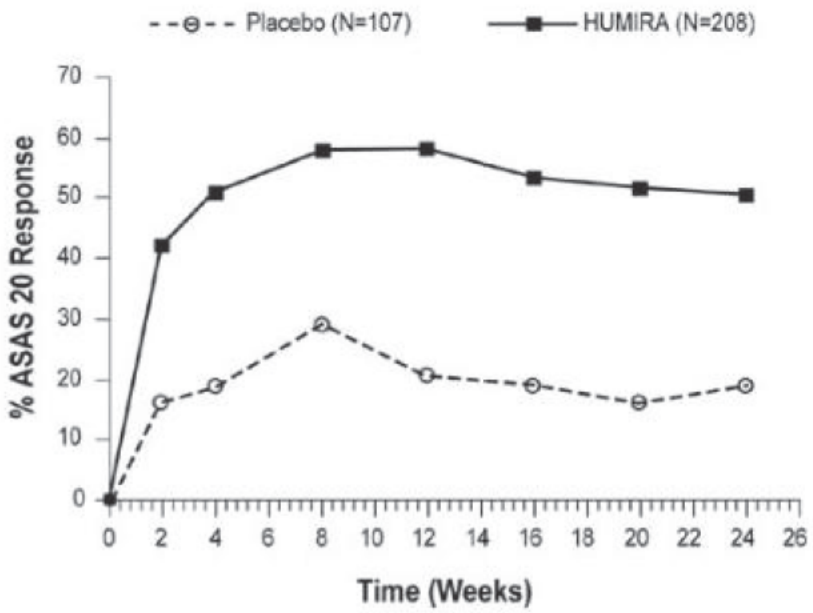

At 12 weeks, the ASAS 20/50/70 responses were achieved by 58%, 38%, and 23%, respectively, of patients receiving HUMIRA, compared to 21%, 10%, and 5% respectively, of patients receiving placebo (p <0.001). Similar responses were seen at Week 24 and were sustained in patients receiving open-label HUMIRA for up to 52 weeks.

A greater proportion of patients treated with HUMIRA (22%) achieved a low level of disease activity at 24 weeks (defined as a value <20 [on a scale of 0 to 100 mm] in each of the four ASAS response parameters) compared to patients treated with placebo (6%).

Table 10. Components of Ankylosing Spondylitis Disease Activity

	Placebo N=107		HUMIRA N=208	
	Baseline mean	Week 24 mean	Baseline mean	Week 24 mean
ASAS 20 Response Criteria*				
Patient's Global Assessment of Disease Activity[a*]	65	60	63	38

Total back pain*	67	58	65	37
Inflammation[b*]	6.7	5.6	6.7	3.6
BASFI[c*]	56	51	52	34
BASDAI[d] score*	6.3	5.5	6.3	3.7
BASMI[e] score*	4.2	4.1	3.8	3.3
Tragus to wall (cm)	15.9	15.8	15.8	15.4
Lumbar flexion (cm)	4.1	4.0	4.2	4.4
Cervical rotation (degrees)	42.2	42.1	48.4	51.6
Lumbar side flexion (cm)	8.9	9.0	9.7	11.7
Intermalleolar distance (cm)	92.9	94.0	93.5	100.8
CRP[f*]	2.2	2.0	1.8	0.6

[a] Percent of subjects with at least a 20% and 10-unit improvement measured on a Visual Analog Scale (VAS) with 0 = "none" and 100 = "severe"
[b] mean of questions 5 and 6 of BASDAI (defined in 'd')
[c] Bath Ankylosing Spondylitis Functional Index
[d] Bath Ankylosing Spondylitis Disease Activity Index
[e] Bath Ankylosing Spondylitis Metrology Index
[f] C-Reactive Protein (mg/dL)
* statistically significant for comparisons between HUMIRA and placebo at Week 24

A second randomized, multicenter, double-blind, placebo-controlled study of 82 patients with ankylosing spondylitis showed similar results.

Patients treated with HUMIRA achieved improvement from baseline in the Ankylosing Spondylitis Quality of Life Questionnaire (ASQoL) score (-3.6 *vs.* -1.1) and in the Short Form Health Survey (SF-36) Physical Component Summary (PCS) score (7.4 *vs.* 1.9) compared to placebo-treated patients at Week 24.

14.5 Adult Crohn's Disease

The safety and efficacy of multiple doses of HUMIRA were assessed in adult patients with moderately to severely active Crohn's disease, CD, (Crohn's Disease Activity Index (CDAI) ≥ 220 and ≤ 450) in randomized, double-blind, placebo-controlled studies. Concomitant stable doses of aminosalicylates, corticosteroids, and/or immunomodulatory agents were permitted, and 79% of patients continued to receive at least one of these medications.

Induction of clinical remission (defined as CDAI < 150) was evaluated in two studies. In Study CD-I, 299 TNF-blocker naïve patients were randomized to one of four treatment groups: the placebo group received placebo at Weeks 0 and 2, the 160/80 group received 160 mg HUMIRA at Week 0 and 80 mg at Week 2, the 80/40 group received 80 mg at Week 0 and 40 mg at Week 2, and the 40/20 group received 40 mg at Week 0 and 20 mg at Week 2. Clinical results were assessed at Week 4.

In the second induction study, Study CD-II, 325 patients who had lost response to, or were intolerant to, previous infliximab therapy were randomized to receive either 160 mg HUMIRA at

Week 0 and 80 mg at Week 2, or placebo at Weeks 0 and 2. Clinical results were assessed at Week 4.

Maintenance of clinical remission was evaluated in Study CD-III. In this study, 854 patients with active disease received open-label HUMIRA, 80 mg at week 0 and 40 mg at Week 2. Patients were then randomized at Week 4 to 40 mg HUMIRA every other week, 40 mg HUMIRA every week, or placebo. The total study duration was 56 weeks. Patients in clinical response (decrease in CDAI ≥70) at Week 4 were stratified and analyzed separately from those not in clinical response at Week 4.

Induction of Clinical Remission

A greater percentage of the patients treated with 160/80 mg HUMIRA achieved induction of clinical remission versus placebo at Week 4 regardless of whether the patients were TNF blocker naïve (CD-I), or had lost response to or were intolerant to infliximab (CD-II) (see Table 11).

Table 11. Induction of Clinical Remission in Studies CD-I and CD-II (Percent of Patients)

	CD-I		**CD-II**	
	Placebo N=74	**HUMIRA 160/80 mg N=76**	**Placebo N=166**	**HUMIRA 160/80 mg N=159**
Week 4				
Clinical remission	12%	36%*	7%	21%*
Clinical response	34%	58%**	34%	52%**
Clinical remission is CDAI score < 150; clinical response is decrease in CDAI of at least 70 points. * p<0.001 for HUMIRA *vs.* placebo pairwise comparison of proportions ** p<0.01 for HUMIRA *vs.* placebo pairwise comparison of proportions				

Maintenance of Clinical Remission

In Study CD-III at Week 4, 58% (499/854) of patients were in clinical response and were assessed in the primary analysis. At Weeks 26 and 56, greater proportions of patients who were in clinical response at Week 4 achieved clinical remission in the HUMIRA 40 mg every other week maintenance group compared to patients in the placebo maintenance group (see Table 12). The group that received HUMIRA therapy every week did not demonstrate significantly higher remission rates compared to the group that received HUMIRA every other week.

Table 12. Maintenance of Clinical Remission in CD-III (Percent of Patients)

	Placebo	**40 mg HUMIRA every other week**
	N=170	**N=172**
Week 26		
Clinical remission	17%	40%*
Clinical response	28%	54%*
Week 56		

Clinical remission	12%	36%*
Clinical response	18%	43%*
Clinical remission is CDAI score < 150; clinical response is decrease in CDAI of at least 70 points. *p<0.001 for HUMIRA vs. placebo pairwise comparisons of proportions		

Of those in response at Week 4 who attained remission during the study, patients in the HUMIRA every other week group maintained remission for a longer time than patients in the placebo maintenance group. Among patients who were not in response by Week 12, therapy continued beyond 12 weeks did not result in significantly more responses.

14.6 Pediatric Crohn's Disease

A randomized, double-blind, 52-week clinical study of 2 dose levels of HUMIRA (Study PCD-I) was conducted in 192 pediatric patients (6 to 17 years of age) with moderately to severely active Crohn's disease (defined as Pediatric Crohn's Disease Activity Index (PCDAI) score > 30).[2] Enrolled patients had over the previous two year period an inadequate response to corticosteroids or an immunomodulator (i.e., azathioprine, 6-mercaptopurine, or methotrexate). Patients who had previously received a TNF blocker were allowed to enroll if they had previously had loss of response or intolerance to that TNF blocker.

Patients received open-label induction therapy at a dose based on their body weight (≥40 kg and <40 kg). Patients weighing ≥40 kg received 160 mg (at Week 0) and 80 mg (at Week 2). Patients weighing <40 kg received 80 mg (at Week 0) and 40 mg (at Week 2). At Week 4, patients within each body weight category (≥40 kg and <40 kg) were randomized 1:1 to one of two maintenance dose regimens (high dose and low dose). The high dose was 40 mg every other week for patients weighing ≥40 kg and 20 mg every other week for patients weighing <40 kg. The low dose was 20 mg every other week for patients weighing ≥40 kg and 10 mg every other week for patients weighing <40 kg.

Concomitant stable dosages of corticosteroids (prednisone dosage ≤40 mg/day or equivalent) and immunomodulators (azathioprine, 6-mercaptopurine, or methotrexate) were permitted throughout the study.

At Week 12, patients who experienced a disease flare (increase in PCDAI of ≥ 15 from Week 4 and absolute PCDAI > 30) or who were non-responders (did not achieve a decrease in the PCDAI of ≥ 15 from baseline for 2 consecutive visits at least 2 weeks apart) were allowed to dose-escalate (i.e., switch from blinded every other week dosing to blinded every week dosing); patients who dose-escalated were considered treatment failures.

At baseline, 38% of patients were receiving corticosteroids, and 62% of patients were receiving an immunomodulator. Forty-four percent (44%) of patients had previously lost response or were intolerant to a TNF blocker. The median baseline PCDAI score was 40.

Of the 192 patients total, 188 patients completed the 4 week induction period, 152 patients completed 26 weeks of treatment, and 124 patients completed 52 weeks of treatment. Fifty-one percent (51%) (48/95) of patients in the low maintenance dose group dose-escalated, and 38% (35/93) of patients in the high maintenance dose group dose-escalated.

At Week 4, 28% (52/188) of patients were in clinical remission (defined as PCDAI ≤ 10).

The proportions of patients in clinical remission (defined as PCDAI ≤ 10) and clinical response (defined as reduction in PCDAI of at least 15 points from baseline) were assessed at Weeks 26 and 52.

At both Weeks 26 and 52, the proportion of patients in clinical remission and clinical response was numerically higher in the high dose group compared to the low dose group (Table 13). The recommended maintenance regimen is 20 mg every other week for patients weighing < 40 kg and 40 mg every other week for patients weighing ≥ 40 kg. Every week dosing is not the recommended maintenance dosing regimen *[see Dosage and Administration (2.4)]*.

Table 13. Clinical Remission and Clinical Response in Study PCD-I

	Low Maintenance Dose[†] (20 or 10 mg every other week) N = 95	**High Maintenance Dose[#] (40 or 20 mg every other week) N = 93**
Week 26		
Clinical Remission[‡]	28%	39%
Clinical Response[§]	48%	59%
Week 52		
Clinical Remission[‡]	23%	33%
Clinical Response[§]	28%	42%

[†]The low maintenance dose was 20 mg every other week for patients weighing ≥ 40 kg and 10 mg every other week for patients weighing < 40 kg.
[#]The high maintenance dose was 40 mg every other week for patients weighing ≥ 40 kg and 20 mg every other week for patients weighing < 40 kg.
[‡]Clinical remission defined as PCDAI ≤ 10.
[§]Clinical response defined as reduction in PCDAI of at least 15 points from baseline.

14.7 Ulcerative Colitis

The safety and efficacy of HUMIRA were assessed in adult patients with moderately to severely active ulcerative colitis (Mayo score 6 to 12 on a 12 point scale, with an endoscopy subscore of 2 to 3 on a scale of 0 to 3) despite concurrent or prior treatment with immunosuppressants such as corticosteroids, azathioprine, or 6-MP in two randomized, double-blind, placebo-controlled clinical studies (Studies UC-I and UC-II). Both studies enrolled TNF-blocker naïve patients, but Study UC-II also allowed entry of patients who lost response to or were intolerant to TNF-blockers. Forty percent (40%) of patients enrolled in Study UC-II had previously used another TNF-blocker.

Concomitant stable doses of aminosalicylates and immunosuppressants were permitted. In Studies UC-I and II, patients were receiving aminosalicylates (69%), corticosteroids (59%) and/or azathioprine or 6-MP (37%) at baseline. In both studies, 92% of patients received at least one of these medications.

Induction of clinical remission (defined as Mayo score ≤ 2 with no individual subscores > 1) at Week 8 was evaluated in both studies. Clinical remission at Week 52 and sustained clinical remission (defined as clinical remission at both Weeks 8 and 52) were evaluated in Study UC-II.

In Study UC-I, 390 TNF-blocker naïve patients were randomized to one of three treatment groups for the primary efficacy analysis. The placebo group received placebo at Weeks 0, 2, 4 and 6. The 160/80 group received 160 mg HUMIRA at Week 0 and 80 mg at Week 2, and the 80/40 group received 80 mg HUMIRA at Week 0 and 40 mg at Week 2. After Week 2, patients in both HUMIRA treatment groups received 40 mg every other week (eow).

In Study UC-II, 518 patients were randomized to receive either HUMIRA 160 mg at Week 0, 80 mg at Week 2, and 40 mg eow starting at Week 4 through Week 50, or placebo starting at Week 0 and eow through Week 50. Corticosteroid taper was permitted starting at Week 8.

In both Studies UC-I and UC-II, a greater percentage of the patients treated with 160/80 mg of HUMIRA compared to patients treated with placebo achieved induction of clinical remission. In Study UC-II, a greater percentage of the patients treated with 160/80 mg of HUMIRA compared to patients treated with placebo achieved sustained clinical remission (clinical remission at both Weeks 8 and 52) (Table 14).

Table 14. Induction of Clinical Remission in Studies UC-I and UC-II and Sustained Clinical Remission in Study UC-II (Percent of Patients)

	Study UC-I			**Study UC-II**		
	Placebo N=130	**HUMIRA 160/80 mg N=130**	**Treatment Difference (95% CI)**	**Placebo N=246**	**HUMIRA 160/80 mg N=248**	**Treatment Difference (95% CI)**
Induction of Clinical Remission (Clinical Remission at Week 8)	9.2%	18.5%	9.3%* (0.9%, 17.6%)	9.3%	16.5%	7.2%* (1.2%, 12.9%)
Sustained Clinical Remission (Clinical Remission at both Weeks 8 and 52)	N/A	N/A	N/A	4.1%	8.5%	4.4%* (0.1%, 8.6%)

Clinical remission is defined as Mayo score ≤ 2 with no individual subscores > 1.
CI=Confidence interval
* p<0.05 for HUMIRA *vs.* placebo pairwise comparison of proportions

In Study UC-I, there was no statistically significant difference in clinical remission observed between the HUMIRA 80/40 mg group and the placebo group at Week 8.

In Study UC-II, 17.3% (43/248) in the HUMIRA group were in clinical remission at Week 52 compared to 8.5% (21/246) in the placebo group (treatment difference: 8.8%; 95% confidence interval (CI): [2.8%, 14.5%]; p<0.05).

In the subgroup of patients in Study UC-II with prior TNF-blocker use, the treatment difference for induction of clinical remission appeared to be lower than that seen in the whole study

population, and the treatment differences for sustained clinical remission and clinical remission at Week 52 appeared to be similar to those seen in the whole study population. The subgroup of patients with prior TNF-blocker use achieved induction of clinical remission at 9% (9/98) in the HUMIRA group versus 7% (7/101) in the placebo group, and sustained clinical remission at 5% (5/98) in the HUMIRA group versus 1% (1/101) in the placebo group. In the subgroup of patients with prior TNF-blocker use, 10% (10/98) were in clinical remission at Week 52 in the HUMIRA group versus 3% (3/101) in the placebo group.

14.8 Plaque Psoriasis

The safety and efficacy of HUMIRA were assessed in randomized, double-blind, placebo-controlled studies in 1696 adult subjects with moderate to severe chronic plaque psoriasis (Ps) who were candidates for systemic therapy or phototherapy.

Study Ps-I evaluated 1212 subjects with chronic Ps with ≥10% body surface area (BSA) involvement, Physician's Global Assessment (PGA) of at least moderate disease severity, and Psoriasis Area and Severity Index (PASI) ≥12 within three treatment periods. In period A, subjects received placebo or HUMIRA at an initial dose of 80 mg at Week 0 followed by a dose of 40 mg every other week starting at Week 1. After 16 weeks of therapy, subjects who achieved at least a PASI 75 response at Week 16, defined as a PASI score improvement of at least 75% relative to baseline, entered period B and received open-label 40 mg HUMIRA every other week. After 17 weeks of open label therapy, subjects who maintained at least a PASI 75 response at Week 33 and were originally randomized to active therapy in period A were re-randomized in period C to receive 40 mg HUMIRA every other week or placebo for an additional 19 weeks. Across all treatment groups the mean baseline PASI score was 19 and the baseline Physician's Global Assessment score ranged from "moderate" (53%) to "severe" (41%) to "very severe" (6%).

Study Ps-II evaluated 99 subjects randomized to HUMIRA and 48 subjects randomized to placebo with chronic plaque psoriasis with ≥10% BSA involvement and PASI ≥12. Subjects received placebo, or an initial dose of 80 mg HUMIRA at Week 0 followed by 40 mg every other week starting at Week 1 for 16 weeks. Across all treatment groups the mean baseline PASI score was 21 and the baseline PGA score ranged from "moderate" (41%) to "severe" (51%) to "very severe" (8%).

Studies Ps-I and II evaluated the proportion of subjects who achieved "clear" or "minimal" disease on the 6-point PGA scale and the proportion of subjects who achieved a reduction in PASI score of at least 75% (PASI 75) from baseline at Week 16 (see Table 15 and 16).

Additionally, Study Ps-I evaluated the proportion of subjects who maintained a PGA of "clear" or "minimal" disease or a PASI 75 response after Week 33 and on or before Week 52.

Table 15. Efficacy Results at 16 Weeks in Study Ps-I Number of Subjects (%)

	HUMIRA 40 mg every other week	Placebo
	N = 814	N = 398
PGA: Clear or minimal*	506 (62%)	17 (4%)
PASI 75	578 (71%)	26 (7%)
* Clear = no plaque elevation, no scale, plus or minus hyperpigmentation or diffuse pink or red		

coloration Minimal = possible but difficult to ascertain whether there is slight elevation of plaque above normal skin, plus or minus surface dryness with some white coloration, plus or minus up to red coloration

Table 16. Efficacy Results at 16 Weeks in Study Ps-II Number of Subjects (%)

	HUMIRA 40 mg every other week	Placebo
	N = 99	N = 48
PGA: Clear or minimal*	70 (71%)	5 (10%)
PASI 75	77 (78%)	9 (19%)
* Clear = no plaque elevation, no scale, plus or minus hyperpigmentation or diffuse pink or red coloration Minimal = possible but difficult to ascertain whether there is slight elevation of plaque above normal skin, plus or minus surface dryness with some white coloration, plus or minus up to red coloration		

Additionally, in Study Ps-I, subjects on HUMIRA who maintained a PASI 75 were re-randomized to HUMIRA (N = 250) or placebo (N = 240) at Week 33. After 52 weeks of treatment with HUMIRA, more subjects on HUMIRA maintained efficacy when compared to subjects who were re-randomized to placebo based on maintenance of PGA of "clear" or "minimal" disease (68% *vs.* 28%) or a PASI 75 (79% *vs.* 43%).

A total of 347 stable responders participated in a withdrawal and retreatment evaluation in an open-label extension study. Median time to relapse (decline to PGA "moderate" or worse) was approximately 5 months. During the withdrawal period, no subject experienced transformation to either pustular or erythrodermic psoriasis. A total of 178 subjects who relapsed re-initiated treatment with 80 mg of HUMIRA, then 40 mg eow beginning at week 1. At week 16, 69% (123/178) of subjects had a response of PGA "clear" or "minimal".

14.9 Hidradenitis Suppurativa

Two randomized, double-blind, placebo-controlled studies (Studies HS-I and II) evaluated the safety and efficacy of HUMIRA in a total of 633 adult subjects with moderate to severe hidradenitis suppurativa (HS) with Hurley Stage II or III disease and with at least 3 abscesses or inflammatory nodules. In both studies, subjects received placebo or HUMIRA at an initial dose of 160 mg at Week 0, 80 mg at Week 2, and 40 mg every week starting at Week 4 and continued through Week 11. Subjects used topical antiseptic wash daily. Concomitant oral antibiotic use was allowed in Study HS-II.

Both studies evaluated Hidradenitis Suppurativa Clinical Response (HiSCR) at Week 12. HiSCR was defined as at least a 50% reduction in total abscess and inflammatory nodule count with no increase in abscess count and no increase in draining fistula count relative to baseline (see Table 17). Reduction in HS-related skin pain was assessed using a Numeric Rating Scale in patients who entered the study with an initial baseline score of 3 or greater on a 11 point scale.

In both studies, a higher proportion of HUMIRA- than placebo-treated subjects achieved HiSCR (see Table 17).

Table 17. Efficacy Results at 12 Weeks in Subjects with Moderate to Severe Hidradenitis Suppurativa

	HS Study I		HS Study II*	
	Placebo	**Humira 40 mg Weekly**	**Placebo**	**Humira 40 mg Weekly**
Hidradenitis Suppurativa Clinical Response (HiSCR)	N = 154 40 (26%)	N = 153 64 (42%)	N=163 45 (28%)	N=163 96 (59%)
*19.3% of subjects in Study HS-II continued baseline oral antibiotic therapy during the study.				

In both studies, from Week 12 to Week 35 (Period B), subjects who had received HUMIRA were re-randomized to 1 of 3 treatment groups (HUMIRA 40 mg every week, HUMIRA 40 mg every other week, or placebo). Subjects who had been randomized to placebo were assigned to receive HUMIRA 40 mg every week (Study HS-I) or placebo (Study HS-II).

During Period B, flare of HS, defined as ≥25% increase from baseline in abscesses and inflammatory nodule counts and with a minimum of 2 additional lesions, was documented in 22 (22%) of the 100 subjects who were withdrawn from HUMIRA treatment following the primary efficacy timepoint in two studies.

14.10 Uveitis

The safety and efficacy of HUMIRA were assessed in adult patients with non-infectious intermediate, posterior and panuveitis excluding patients with isolated anterior uveitis, in two randomized, double-masked, placebo-controlled studies (UV I and II). Patients received placebo or HUMIRA at an initial dose of 80 mg followed by 40 mg every other week starting one week after the initial dose. The primary efficacy endpoint in both studies was ´time to treatment failure´.

Treatment failure was a multi-component outcome defined as the development of new inflammatory chorioretinal and/or inflammatory retinal vascular lesions, an increase in anterior chamber (AC) cell grade or vitreous haze (VH) grade or a decrease in best corrected visual acuity (BCVA).

Study UV I evaluated 217 patients with active uveitis while being treated with corticosteroids (oral prednisone at a dose of 10 to 60 mg/day). All patients received a standardized dose of prednisone 60 mg/day at study entry followed by a mandatory taper schedule, with complete corticosteroid discontinuation by Week 15.

Study UV II evaluated 226 patients with inactive uveitis while being treated with corticosteroids (oral prednisone 10 to 35 mg/day) at baseline to control their disease. Patients subsequently underwent a mandatory taper schedule, with complete corticosteroid discontinuation by Week 19.

Clinical Response

Results from both studies demonstrated statistically significant reduction of the risk of treatment failure in patients treated with HUMIRA versus patients receiving placebo. In both studies, all

components of the primary endpoint contributed cumulatively to the overall difference between HUMIRA and placebo groups (Table 18).

Table 18. Time to Treatment Failure in Studies UV I and UV II

	UV I			UV II		
	Placebo (N = 107)	HUMIRA (N = 110)	HR [95% CI][a]	Placebo (N = 111)	HUMIRA (N = 115)	HR [95% CI][a]
Failure[b] n (%)	84 (78.5)	60 (54.5)	0.50 [0.36, 0.70]	61 (55.0)	45 (39.1)	0.57 [0.39, 0.84]
Median Time to Failure (Months) [95% CI]	3.0 [2.7, 3.7]	5.6 [3.9, 9.2]	N/A	8.3 [4.8, 12.0]	NE[c]	N/A

[a] HR of HUMIRA versus placebo from proportional hazards regression with treatment as factor.
[b] Treatment failure at or after Week 6 in Study UV I, or at or after Week 2 in Study UV II, was counted as event. Subjects who discontinued the study were censored at the time of dropping out.
[c] NE = not estimable. Fewer than half of at-risk subjects had an event.

Figure 3: Kaplan-Meier Curves Summarizing Time to Treatment Failure on or after Week 6 (Study UV I) or Week 2 (Study UV II)

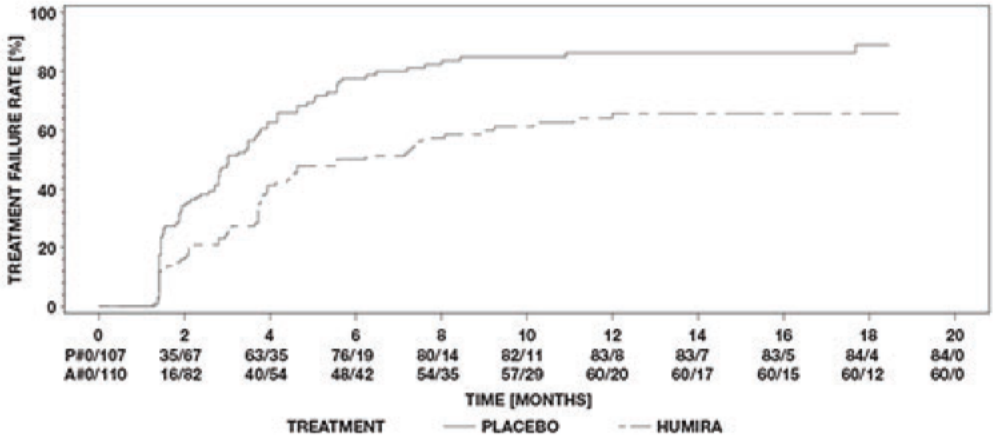

Study UV I

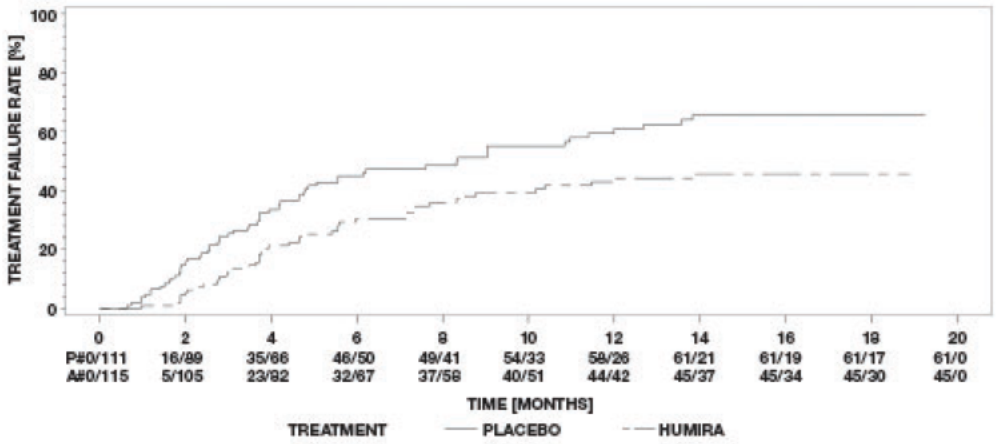

Study UV II

Note: P# = Placebo (Number of Events/Number at Risk); A# = HUMIRA (Number of Events/Number at Risk).

15 REFERENCES

1. National Cancer Institute. Surveillance, Epidemiology, and End Results Database (SEER) Program. SEER Incidence Crude Rates, 17 Registries, 2000-2007.
2. Hyams JS, Ferry GD, Mandel FS, et al. Development and validation of a pediatric Crohn's disease activity index. J Pediatr Gastroenterol Nutr. 1991;12:439-447.

16 HOW SUPPLIED/STORAGE AND HANDLING

HUMIRA® (adalimumab) is supplied as a preservative-free, sterile solution for subcutaneous administration. The following packaging configurations are available.

- **HUMIRA Pen Carton - 40 mg/0.8 mL**
  HUMIRA is dispensed in a carton containing two alcohol preps and two dose trays. Each dose tray consists of a single-use pen, containing a 1 mL prefilled glass syringe with a fixed 27 gauge, ½ inch needle, providing 40 mg/0.8 mL of HUMIRA. The gray needle cover contains natural rubber latex. The NDC number is 0074-4339-02.

- **HUMIRA Pen Carton - 40 mg/0.4 mL**
  HUMIRA is dispensed in a carton containing two alcohol preps and two dose trays. Each dose tray consists of a single-use pen, containing a 1 mL prefilled glass syringe with a fixed 29 gauge thin wall, ½ inch needle, providing 40 mg/0.4 mL of HUMIRA. The black needle cover is not made with natural rubber latex. The NDC number is 0074-0554-02.

- **HUMIRA Pen 40 mg/0.8 mL - Starter Package for Crohn's Disease, Ulcerative Colitis or Hidradenitis Suppurativa**
  HUMIRA is dispensed in a carton containing 6 alcohol preps and 6 dose trays (Starter Package for Crohn's Disease, Ulcerative Colitis or Hidradenitis Suppurativa). Each dose tray consists of a single-use pen, containing a 1 mL prefilled glass syringe with a fixed 27 gauge,

½ inch needle, providing 40 mg/0.8 mL of HUMIRA. The gray needle cover contains natural rubber latex. The NDC number is 0074-4339-06.

- **HUMIRA Pen 40 mg/0.4 mL - Starter Package for Crohn's Disease, Ulcerative Colitis or Hidradenitis Suppurativa**
  HUMIRA is dispensed in a carton containing 6 alcohol preps and 6 dose trays (Starter Package for Crohn's Disease, Ulcerative Colitis or Hidradenitis Suppurativa). Each dose tray consists of a single-use pen, containing a 1 mL prefilled glass syringe with a fixed 29 gauge thin wall, ½ inch needle, providing 40 mg/0.4 mL of HUMIRA. The black needle cover is not made with natural rubber latex. The NDC number is 0074-0554-06.
- **HUMIRA Pen 40 mg/0.8 mL - Psoriasis/Uveitis Starter Package**
  HUMIRA is dispensed in a carton containing 4 alcohol preps and 4 dose trays (Psoriasis/Uveitis Starter Package). Each dose tray consists of a single-use pen, containing a 1 mL prefilled glass syringe with a fixed 27 gauge, ½ inch needle, providing 40 mg/0.8 mL of HUMIRA. The gray needle cover contains natural rubber latex. The NDC number is 0074-4339-07.
- **HUMIRA Pen 40 mg/0.4 mL - Psoriasis/Uveitis Starter Package**
  HUMIRA is dispensed in a carton containing 4 alcohol preps and 4 dose trays (Psoriasis/Uveitis Starter Package). Each dose tray consists of a single-use pen, containing a 1 mL prefilled glass syringe with a fixed 29 gauge thin wall, ½ inch needle, providing 40 mg/0.4 mL of HUMIRA. The black needle cover is not made with natural rubber latex. The NDC number is 0074-0554-04.
- **Prefilled Syringe Carton - 40 mg/0.8 mL**
  HUMIRA is dispensed in a carton containing two alcohol preps and two dose trays. Each dose tray consists of a single-use, 1 mL prefilled glass syringe with a fixed 27 gauge, ½ inch needle, providing 40 mg/0.8 mL of HUMIRA. The gray needle cover contains natural rubber latex. The NDC number is 0074-3799-02.
- **Prefilled Syringe Carton - 40 mg/0.4 mL**
  HUMIRA is dispensed in a carton containing two alcohol preps and two dose trays. Each dose tray consists of a single-use, 1 mL prefilled glass syringe with a fixed 29 gauge thin wall, ½ inch needle, providing 40 mg/0.4 mL of HUMIRA. The black needle cover is not made with natural rubber latex. The NDC number is 0074-0243-02.
- **Prefilled Syringe Carton - 20 mg/0.4 mL**
  HUMIRA is supplied in a carton containing two alcohol preps and two dose trays. Each dose tray consists of a single-use, 1 mL pre-filled glass syringe with a fixed 27 gauge, ½ inch needle, providing 20 mg/0.4 mL of HUMIRA. The gray needle cover contains natural rubber latex. The NDC number is 0074-9374-02.
- **Prefilled Syringe Carton - 10 mg/0.2 mL**
  HUMIRA is supplied in a carton containing two alcohol preps and two dose trays. Each dose tray consists of a single-use, 1 mL pre-filled glass syringe with a fixed 27 gauge, ½ inch needle, providing 10 mg/0.2 mL of HUMIRA. The gray needle cover contains natural rubber latex. The NDC number is 0074-6347-02.

- **HUMIRA Prefilled Syringe 40 mg/0.8 mL - Pediatric Crohn's Disease Starter Package (6 count)**
  HUMIRA is dispensed in a carton containing 6 alcohol preps and 6 dose trays (Pediatric Starter Package). Each dose tray consists of a single-use, 1 mL prefilled glass syringe with a fixed 27 gauge, ½ inch needle, providing 40 mg/0.8 mL of HUMIRA. The gray needle cover contains natural rubber latex. The NDC number is 0074-3799-06.
- **HUMIRA Prefilled Syringe 40 mg/0.8 mL - Pediatric Crohn's Disease Starter Package (3 count)**
  HUMIRA is dispensed in a carton containing 4 alcohol preps and 3 dose trays (Pediatric Starter Package). Each dose tray consists of a single-use, 1 mL prefilled glass syringe with a fixed 27 gauge, ½ inch needle, providing 40 mg/0.8 mL of HUMIRA. The gray needle cover contains natural rubber latex. The NDC number is 0074-3799-03.
- **Single-Use Institutional Use Vial Carton - 40 mg/0.8 mL**
  HUMIRA is supplied for institutional use only in a carton containing a single-use, glass vial, providing 40 mg/0.8 mL of HUMIRA. The vial stopper is not made with natural rubber latex. The NDC number is 0074-3797-01.

Storage and Stability

Do not use beyond the expiration date on the container. HUMIRA must be refrigerated at 36°F to 46°F (2°C to 8°C). DO NOT FREEZE. Do not use if frozen even if it has been thawed.

Store in original carton until time of administration to protect from light.

If needed, for example when traveling, HUMIRA may be stored at room temperature up to a maximum of 77°F (25°C) for a period of up to 14 days, with protection from light. HUMIRA should be discarded if not used within the 14-day period. Record the date when HUMIRA is first removed from the refrigerator in the spaces provided on the carton and dose tray.

Do not store HUMIRA in extreme heat or cold.

17 PATIENT COUNSELING INFORMATION

See FDA-approved patient labeling (Medication Guide and Instructions for Use).

Patient Counseling

Provide the HUMIRA "Medication Guide" to patients or their caregivers, and provide them an opportunity to read it and ask questions prior to initiation of therapy and prior to each time the prescription is renewed. If patients develop signs and symptoms of infection, instruct them to seek medical evaluation immediately.

Advise patients of the potential benefits and risks of HUMIRA.

- **Infections**
  Inform patients that HUMIRA may lower the ability of their immune system to fight infections. Instruct patients of the importance of contacting their doctor if they develop any symptoms of infection, including tuberculosis, invasive fungal infections, and reactivation of hepatitis B virus infections.

- **Malignancies**
  Counsel patients about the risk of malignancies while receiving HUMIRA.
- **Allergic Reactions**
  Advise patients to seek immediate medical attention if they experience any symptoms of severe allergic reactions. Advise latex-sensitive patients that the gray needle cap of the 27 gauge HUMIRA Pen and prefilled syringe contains natural rubber latex *[see How Supplied/Storage and Handling (16) for specific information]*.
- **Other Medical Conditions**
  Advise patients to report any signs of new or worsening medical conditions such as congestive heart failure, neurological disease, autoimmune disorders, or cytopenias. Advise patients to report any symptoms suggestive of a cytopenia such as bruising, bleeding, or persistent fever.

Instructions on Injection Technique

Inform patients that the first injection is to be performed under the supervision of a qualified health care professional. If a patient or caregiver is to administer HUMIRA, instruct them in injection techniques and assess their ability to inject subcutaneously to ensure the proper administration of HUMIRA *[see Instructions for Use]*.

For patients who will use the HUMIRA Pen, tell them that they:

- Will hear a **loud 'click'** when the plum-colored activator button is pressed. The loud click means the **start** of the injection.
- Must keep holding the HUMIRA Pen against their squeezed, raised skin until all of the medicine is injected. This can take up to 10 seconds.
- Will know that the injection has finished when the yellow marker fully appears in the window view and stops moving.

Instruct patients to dispose of their used needles and syringes or used Pen in a FDA-cleared sharps disposal container immediately after use. **Instruct patients not to dispose of loose needles and syringes or Pen in their household trash.** Instruct patients that if they do not have a FDA-cleared sharps disposal container, they may use a household container that is made of a heavy-duty plastic, can be closed with a tight-fitting and puncture-resistant lid without sharps being able to come out, upright and stable during use, leak-resistant, and properly labeled to warn of hazardous waste inside the container.

Instruct patients that when their sharps disposal container is almost full, they will need to follow their community guidelines for the correct way to dispose of their sharps disposal container. Instruct patients that there may be state or local laws regarding disposal of used needles and syringes. Refer patients to the FDA's website at http://www.fda.gov/safesharpsdisposal for more information about safe sharps disposal, and for specific information about sharps disposal in the state that they live in.

Instruct patients not to dispose of their used sharps disposal container in their household trash unless their community guidelines permit this. Instruct patients not to recycle their used sharps disposal container.

AbbVie Inc.

North Chicago, IL 60064, U.S.A.

US License Number 1889

03-B374-R41 07/2016

MEDICATION GUIDE
HUMIRA® (Hu-MARE-ah)
(adalimumab)
injection

Read the Medication Guide that comes with HUMIRA before you start taking it and each time you get a refill. There may be new information. This Medication Guide does not take the place of talking with your doctor about your medical condition or treatment.

What is the most important information I should know about HUMIRA?

HUMIRA is a medicine that affects your immune system. HUMIRA can lower the ability of your mmune system to fight infections. **Serious infections have happened in people taking HUMIRA. These serious infections include tuberculosis (TB) and infections caused by viruses, fungi or bacteria that have spread throughout the body. Some people have died from these infections.**

- Your doctor should test you for TB before starting HUMIRA.
- Your doctor should check you closely for signs and symptoms of TB during treatment with HUMIRA.

You should not start taking HUMIRA if you have any kind of infection unless your doctor says it s okay.

Before starting HUMIRA, tell your doctor if you:

- think you have an infection or have symptoms of infection such as:
  - fever, sweats, or chills
  - muscle aches
  - cough
  - shortness of breath
  - blood in phlegm
  - warm, red, or painful skin or sores on your body
  - diarrhea or stomach pain
  - burning when you urinate or urinate more often than normal
  - feel very tired
  - weight loss
- are being treated for an infection
- get a lot of infections or have infections that keep coming back
- have diabetes
- have TB, or have been in close contact with someone with TB
- were born in, lived in, or traveled to countries where there is more risk for getting TB. Ask your doctor if you are not sure.
- live or have lived in certain parts of the country (such as the Ohio and Mississippi River valleys) where there is an increased risk for getting certain kinds of fungal infections (histoplasmosis, coccidioidomycosis, or blastomycosis). These infections may happen or become more severe if you use HUMIRA. Ask your doctor if you do not know if you have lived in an area where these infections are common.
- have or have had hepatitis B
- use the medicine ORENCIA® (abatacept), KINERET® (anakinra), RITUXAN® (rituximab), IMURAN® (azathioprine), or PURINETHOL® (6–mercaptopurine, 6-MP).
- are scheduled to have major surgery

After starting HUMIRA, call your doctor right away if you have an infection, or any sign of

an infection.
HUMIRA can make you more likely to get infections or make any infection that you may have worse.

Cancer

- For children and adults taking TNF-blockers, including HUMIRA, the chances of getting cancer may increase.
- There have been cases of unusual cancers in children, teenagers, and young adults using TNF-blockers.
- People with RA, especially more serious RA, may have a higher chance for getting a kind of cancer called lymphoma.
- If you use TNF blockers including HUMIRA your chance of getting two types of skin cancer may increase (basal cell cancer and squamous cell cancer of the skin). These types of cancer are generally not life-threatening if treated. Tell your doctor if you have a bump or open sore that doesn't heal.
- Some people receiving TNF blockers including HUMIRA developed a rare type of cancer called hepatosplenic T-cell lymphoma. This type of cancer often results in death. Most of these people were male teenagers or young men. Also, most people were being treated for Crohn's disease or ulcerative colitis with another medicine called IMURAN® (azathioprine) or PURINETHOL® (6-mercaptopurine, 6–MP).

What is HUMIRA?

HUMIRA is a medicine called a Tumor Necrosis Factor (TNF) blocker. HUMIRA is used:

- To reduce the signs and symptoms of:
  - **moderate to severe rheumatoid arthritis (RA) in adults.** HUMIRA can be used alone, with methotrexate, or with certain other medicines.
  - **moderate to severe polyarticular juvenile idiopathic arthritis (JIA) in children** 2 years and older. HUMIRA can be used alone, with methotrexate, or with certain other medicines.
  - **psoriatic arthritis (PsA) in adults.** HUMIRA can be used alone or with certain other medicines.
  - **ankylosing spondylitis (AS) in adults.**
  - **moderate to severe Crohn's disease (CD) in adults** when other treatments have not worked well enough.
  - **moderate to severe Crohn's disease (CD) in children** 6 years and older when other treatments have not worked well enough.
  - **moderate to severe hidradenitis suppurativa (HS) in adults.**
- In adults, to help get **moderate to severe ulcerative colitis (UC)** under control (induce remission) and keep it under control (sustain remission) when certain other medicines have not worked well enough. It is not known if HUMIRA is effective in people who stopped responding to or could not tolerate TNF-blocker medicines.
- **To treat moderate to severe chronic (lasting a long time) plaque psoriasis (Ps) in adults** who have the condition in many areas of their body and who may benefit from taking injections or pills (systemic therapy) or phototherapy (treatment using ultraviolet light alone or with pills).
- **To treat non-infectious intermediate, posterior and panuveitis (UV) in adults.**

What should I tell my doctor before taking HUMIRA?

HUMIRA may not be right for you. Before starting HUMIRA, tell your doctor about all of your health conditions, including if you:

- have an infection. See **"What is the most important information I should know about HUMIRA?"**

- have or have had cancer.
- have any numbness or tingling or have a disease that affects your nervous system such as multiple sclerosis or Guillain-Barré syndrome.
- have or had heart failure.
- have recently received or are scheduled to receive a vaccine. You may receive vaccines, except for live vaccines while using HUMIRA. Children should be brought up to date with all vaccines before starting HUMIRA.
- are allergic to rubber or latex. Tell your doctor if you have any allergies to rubber or latex.
  - The gray needle cover for the HUMIRA Pen 40 mg/0.8 mL, HUMIRA 40 mg/0.8 mL prefilled syringe, HUMIRA 20 mg/0.4 mL prefilled syringe, and HUMIRA 10 mg/0.2 mL prefilled syringe contains natural rubber or latex.
  - The black needle cover for the HUMIRA Pen 40 mg/0.4 mL, HUMIRA 40 mg/0.4 mL prefilled syringe and the vial stopper on the HUMIRA institutional use vial are not made with natural rubber or latex.
- are allergic to HUMIRA or to any of its ingredients. See the end of this Medication Guide for a list of ingredients in HUMIRA.
- are pregnant or plan to become pregnant. It is not known if HUMIRA will harm your unborn baby. HUMIRA should only be used during a pregnancy if needed.
- have a baby and you were using HUMIRA during your pregnancy. Tell your baby's doctor before your baby receives any vaccines.
- breastfeeding or plan to breastfeed. You and your doctor should decide if you will breastfeed or use HUMIRA. You should not do both.

Tell your doctor about all the medicines you take, including prescription and over-the-counter medicines, vitamins, and herbal supplements.

Especially tell your doctor if you use:

- ORENCIA® (abatacept), KINERET® (anakinra), REMICADE® (infliximab), ENBREL® (etanercept), CIMZIA® (certolizumab pegol) or SIMPONI® (golimumab), because you should not use HUMIRA while you are also using one of these medicines.
- RITUXAN® (rituximab). Your doctor may not want to give you HUMIRA if you have received RITUXAN® (rituximab) recently.
- IMURAN® (azathioprine) or PURINETHOL® (6–mercaptopurine, 6-MP).

Keep a list of your medicines with you to show your doctor and pharmacist each time you get a new medicine.

How should I take HUMIRA?

- HUMIRA is given by an injection under the skin. Your doctor will tell you how often to take an injection of HUMIRA. This is based on your condition to be treated. **Do not inject HUMIRA more often than you were prescribed.**
- See the **Instructions for Use** inside the carton for complete instructions for the right way to prepare and inject HUMIRA.
- Make sure you have been shown how to inject HUMIRA before you do it yourself. You can call your doctor or 1-800-4HUMIRA (1-800-448-6472) if you have any questions about giving yourself an injection. Someone you know can also help you with your injection after they have been shown how to prepare and inject HUMIRA.
- **Do not** try to inject HUMIRA yourself until you have been shown the right way to give the injections. If your doctor decides that you or a caregiver may be able to give your injections of HUMIRA at home, you should receive training on the right way to prepare and inject HUMIRA.
- Do not miss any doses of HUMIRA unless your doctor says it is okay. If you forget to take HUMIRA, inject a dose as soon as you remember. Then, take your next dose at your

regular scheduled time. This will put you back on schedule. In case you are not sure when to inject HUMIRA, call your doctor or pharmacist.

- If you take more HUMIRA than you were told to take, call your doctor.

What are the possible side effects of HUMIRA?
HUMIRA can cause serious side effects, including:
See "What is the most important information I should know about HUMIRA?"

- **Serious Infections.**
  Your doctor will examine you for TB and perform a test to see if you have TB. If your doctor feels that you are at risk for TB, you may be treated with medicine for TB before you begin treatment with HUMIRA and during treatment with HUMIRA. Even if your TB test is negative your doctor should carefully monitor you for TB infections while you are taking HUMIRA. People who had a negative TB skin test before receiving HUMIRA have developed active TB. Tell your doctor if you have any of the following symptoms while taking or after taking HUMIRA:
  - cough that does not go away
  - low grade fever
  - weight loss
  - loss of body fat and muscle (wasting)
- **Hepatitis B infection in people who carry the virus in their blood.**
  If you are a carrier of the hepatitis B virus (a virus that affects the liver), the virus can become active while you use HUMIRA. Your doctor should do blood tests before you start treatment, while you are using HUMIRA, and for several months after you stop treatment with HUMIRA. Tell your doctor if you have any of the following symptoms of a possible hepatitis B infection:
  - muscle aches
  - feel very tired
  - dark urine
  - skin or eyes look yellow
  - little or no appetite
  - vomiting
  - clay-colored bowel movements
  - fever
  - chills
  - stomach discomfort
  - skin rash
- **Allergic reactions.** Allergic reactions can happen in people who use HUMIRA. Call your doctor or get medical help right away if you have any of these symptoms of a serious allergic reaction:
  - hives
  - trouble breathing
  - swelling of your face, eyes, lips or mouth
- **Nervous system problems.** Signs and symptoms of a nervous system problem include: numbness or tingling, problems with your vision, weakness in your arms or legs, and dizziness.
- **Blood problems.** Your body may not make enough of the blood cells that help fight infections or help to stop bleeding. Symptoms include a fever that does not go away, bruising or bleeding very easily, or looking very pale.
- **New heart failure or worsening of heart failure you already have. Call your doctor right away** if you get new worsening symptoms of heart failure while taking HUMIRA, including:
  - shortness of breath
  - sudden weight gain
  - swelling of your ankles or feet
- **Immune reactions including a lupus-like syndrome.** Symptoms include chest discomfort or pain that does not go away, shortness of breath, joint pain, or a rash on your cheeks or arms that gets worse in the sun. Symptoms may improve when you stop HUMIRA.

- **Liver Problems.** Liver problems can happen in people who use TNF-blocker medicines. These problems can lead to liver failure and death. Call your doctor right away if you have any of these symptoms:
  - feel very tired
  - poor appetite or vomiting
  - skin or eyes look yellow
  - pain on the right side of your stomach (abdomen)
- **Psoriasis.** Some people using HUMIRA had new psoriasis or worsening of psoriasis they already had. Tell your doctor if you develop red scaly patches or raised bumps that are filled with pus. Your doctor may decide to stop your treatment with HUMIRA.

Call your doctor or get medical care right away if you develop any of the above symptoms. Your treatment with HUMIRA may be stopped.

Common side effects with HUMIRA include:

- injection site reactions: redness, rash, swelling, itching, or bruising. These symptoms usually will go away within a few days. Call your doctor right away if you have pain, redness or swelling around the injection site that does not go away within a few days or gets worse.
- upper respiratory infections (including sinus infections)
- headaches
- rash

These are not all the possible side effects with HUMIRA. Tell your doctor if you have any side effect that bothers you or that does not go away. Ask your doctor or pharmacist for more information.

Call your doctor for medical advice about side effects. You may report side effects to FDA at 1-800-FDA-1088.

How should I store HUMIRA?

- Store HUMIRA in the refrigerator at 36ºF to 46ºF (2ºC to 8ºC). Store HUMIRA in the original carton until use to protect it from light.
- **Do not freeze HUMIRA.** Do not use HUMIRA if frozen, even if it has been thawed.
- Refrigerated HUMIRA may be used until the expiration date printed on the HUMIRA carton, dose tray, Pen or prefilled syringe. Do not use HUMIRA after the expiration date.
- If needed, for example when you are traveling, you may also store HUMIRA at room temperature up to 77°F (25°C) for up to 14 days. Store HUMIRA in the original carton until use to protect it from light.
- Throw away HUMIRA if it has been kept at room temperature and not been used within 14 days.
- Record the date you first remove HUMIRA from the refrigerator in the spaces provided on the carton and dose tray.
- Do not store HUMIRA in extreme heat or cold.
- Do not use a Pen or prefilled syringe if the liquid is cloudy, discolored, or has flakes or particles in it.
- Do not drop or crush HUMIRA. The prefilled syringe is glass.

Keep HUMIRA, injection supplies, and all other medicines out of the reach of children.

General information about the safe and effective use of HUMIRA

Medicines are sometimes prescribed for purposes other than those listed in a Medication Guide. Do not use HUMIRA for a condition for which it was not prescribed. Do not give HUMIRA to other people, even if they have the same condition. It may harm them.

This Medication Guide summarizes the most important information about HUMIRA. If you would like more information, talk with your doctor. You can ask your doctor or pharmacist for information about HUMIRA that is written for health professionals. For more information go to www.HUMIRA.com or you can enroll in a patient support program by calling 1-800-4HUMIRA

(1-800-448-6472).

What are the ingredients in HUMIRA?
Active ingredient: adalimumab

HUMIRA Pen 40 mg/0.8 mL, HUMIRA 40 mg/0.8 mL prefilled syringe, HUMIRA 20 mg/0.4 mL prefilled syringe, HUMIRA 10 mg/0.2 mL prefilled syringe, and HUMIRA 40 mg/0.8 mL institutional use vial:

Inactive ingredients: citric acid monohydrate, dibasic sodium phosphate dihydrate, mannitol, monobasic sodium phosphate dihydrate, polysorbate 80, sodium chloride, sodium citrate and Water for Injection. Sodium hydroxide is added as necessary to adjust pH.

HUMIRA Pen 40 mg/0.4 mL and HUMIRA 40 mg/0.4 mL prefilled syringe:

Inactive ingredients: mannitol, polysorbate 80, and Water for Injection.

Manufactured by: AbbVie Inc., North Chicago, IL 60064, U.S.A.
US License Number 1889

This Medica ion Guide has been approved by the U.S. Food and Drug Administra ion. Revised: 06/2016

03-B352

INSTRUCTIONS FOR USE

HUMIRA® (Hu-MARE-ah)

(adalimumab)

40 MG/0.8 ML

SINGLE-USE PEN

Do not try to inject HUMIRA yourself until you have been shown the right way to give the injections and have read and understand this Instructions for Use. If your doctor decides that you or a caregiver may be able to give your injections of HUMIRA at home, you should receive training on the right way to prepare and inject HUMIRA. It is important that you read, understand, and follow these instructions so that you inject HUMIRA the right way. It is also important to talk to your doctor to be sure you understand your HUMIRA dosing instructions. To help you remember when to inject HUMIRA, you can mark your calendar ahead of time. Call your healthcare provider if you or your caregiver have any questions about the right way to inject HUMIRA.

IMPORTANT:

- Do not use HUMIRA if frozen, even if it has been thawed.
- The HUMIRA Pen contains glass. Do not drop or crush the Pen because the glass inside may break.
- Do not remove the gray cap or the plum-colored cap until right before your injection.
- When the plum-colored button on the HUMIRA Pen is pressed to give your dose of HUMIRA, you will hear a loud “click” sound.
  - You must practice injecting HUMIRA with your doctor or nurse so that you are not startled by this click when you start giving yourself the injections at home.

- The loud click sound means the start of the injection.
- You will know that the injection has finished when the yellow marker appears fully in the window view and stops moving.

See the section below called **"Prepare the HUMIRA Pen"**.

Gather the Supplies for Your Injection

- You will need the following supplies for each injection of HUMIRA.
  Find a clean, flat surface to place the supplies on.
  - 1 alcohol swab
  - 1 cotton ball or gauze pad (not included in your HUMIRA carton)
  - 1 HUMIRA Pen (See Figure A)
  - FDA-cleared sharps disposal container for HUMIRA Pen disposal (not included in your HUMIRA carton)

If more comfortable, take your HUMIRA Pen out of the refrigerator **15 to 30 minutes** before injecting to allow the liquid to reach room temperature. **Do not** remove the gray or plum-colored caps while allowing it to reach room temperature. **Do not** warm HUMIRA in any other way (for example, **do not** warm it in a microwave or in hot water).

If you do not have all of the supplies you need to give yourself an injection, go to a pharmacy or call your pharmacist. The diagram below shows what the HUMIRA Pen looks like. See Figure A.

Figure A

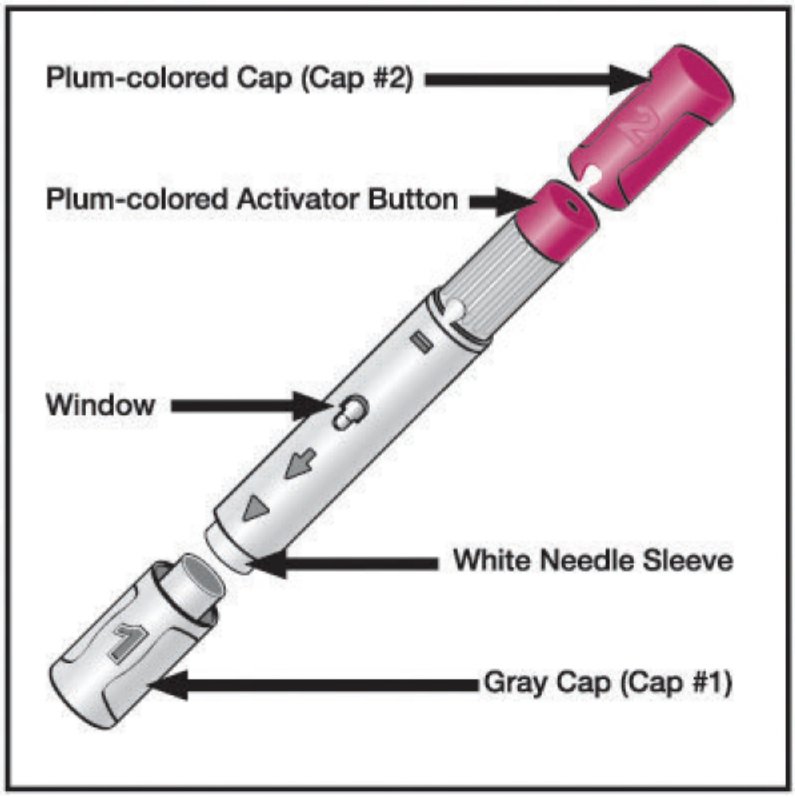

Check the carton, dose tray, and HUMIRA Pen.

1. Make sure the name HUMIRA appears on the carton, dose tray, and HUMIRA Pen label.

2. **Do not use** and **do call** your doctor or pharmacist if:
   - you drop or crush your HUMIRA Pen.
   - the seals on the top or bottom of the carton are broken or missing.
   - the expiration date on the carton, dose tray, and Pen has passed.
   - the HUMIRA Pen has been frozen or left in direct sunlight.
   - HUMIRA has been kept at room temperature for longer than **14** days or HUMIRA has been stored above 77°F (25°C).

See the **"How should I store HUMIRA?"** section at the end of this Instructions for Use.

3. Hold the Pen with the gray cap (Cap # 1) pointed down.

4. Make sure the amount of liquid in the Pen is at the fill line or close to the fill line seen through the window. This is the full dose of HUMIRA that you will inject. See Figure B.

5. If the Pen does not have the full amount of liquid, **do not use that Pen**. Call your pharmacist.

Figure B

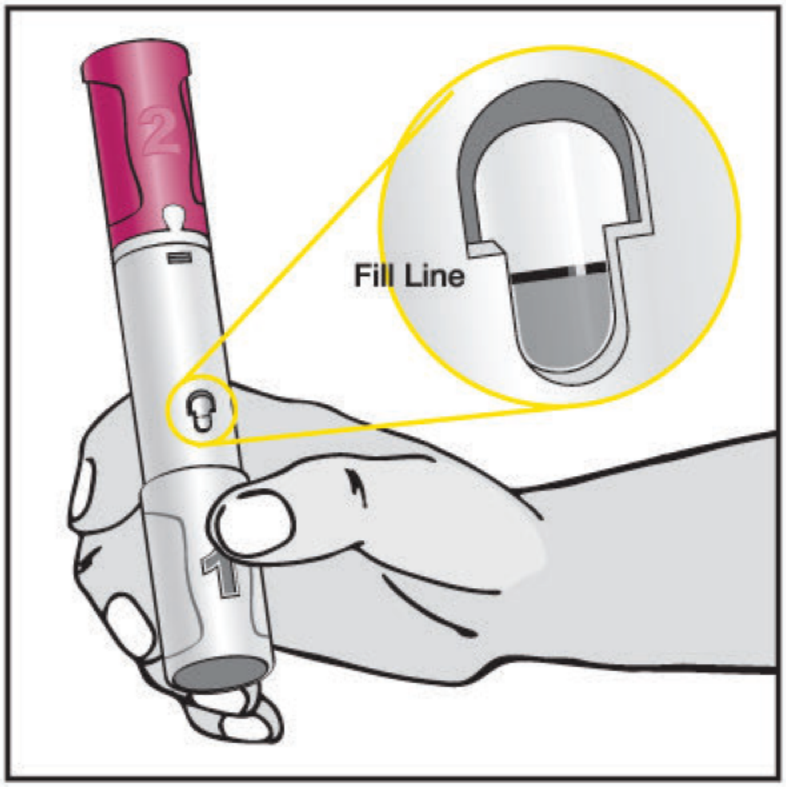

6. Turn the Pen over and hold the Pen with the gray cap (Cap # 1) pointed up. See Figure C.

7. Check the solution through the windows on the side of the Pen to make sure the liquid is clear and colorless. **Do not use** your HUMIRA Pen if the liquid is cloudy, discolored, or if it has

flakes or particles in it. Call your pharmacist. It is normal to see one or more bubbles in the window.

Figure C

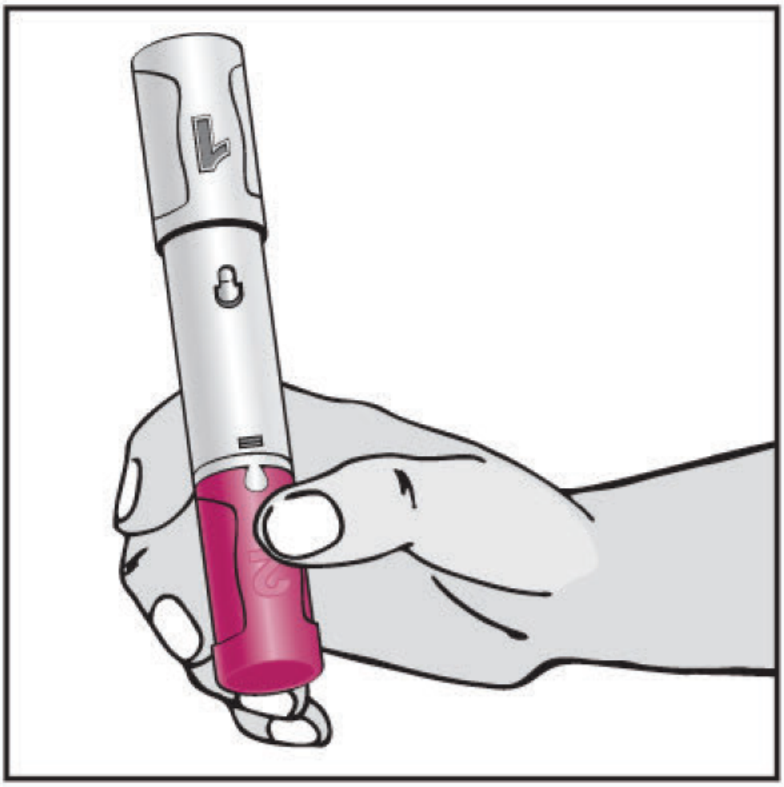

Choose the Injection Site

8. Wash and dry your hands well.

9. Choose an injection site on:
   - the front of your thighs or
   - your lower abdomen (belly). If you choose your abdomen, do not use the area 2 inches around your belly button (navel). See Figure D.

Figure D

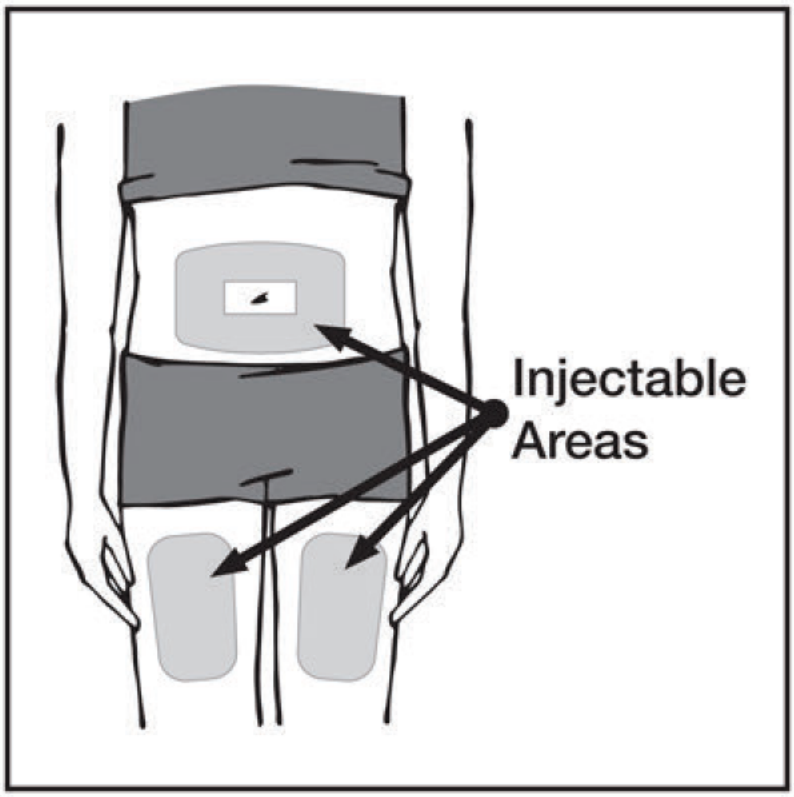

- Choose a different site each time you give yourself an injection. Each new injection should be given at least one inch from a site you used before.
- **Do not** inject HUMIRA into skin that is:
  - sore (tender)
  - bruised
  - red
  - hard
  - scarred or where you have stretch marks
- If you have psoriasis, **do not** inject directly into any raised, thick, red or scaly skin patches or lesions on your skin.
- Do not inject through your clothes.

Prepare the Injection Site

10. Wipe the injection site with an alcohol prep (swab) using a circular motion.
- **Do not** touch this area again before giving the injection. Allow the skin to dry before injecting. **Do not** fan or blow on the clean area.

Preparing the HUMIRA Pen

11. **Do not remove the gray cap (Cap # 1) or the plum-colored cap (Cap # 2) until right before your injection.**

12. Hold the middle of the Pen (gray body) with one hand so that you are not touching the gray cap (Cap # 1) or the plum-colored cap (Cap # 2). Turn the Pen so that the gray cap (Cap # 1) is pointing up. See Figure E.

Figure E

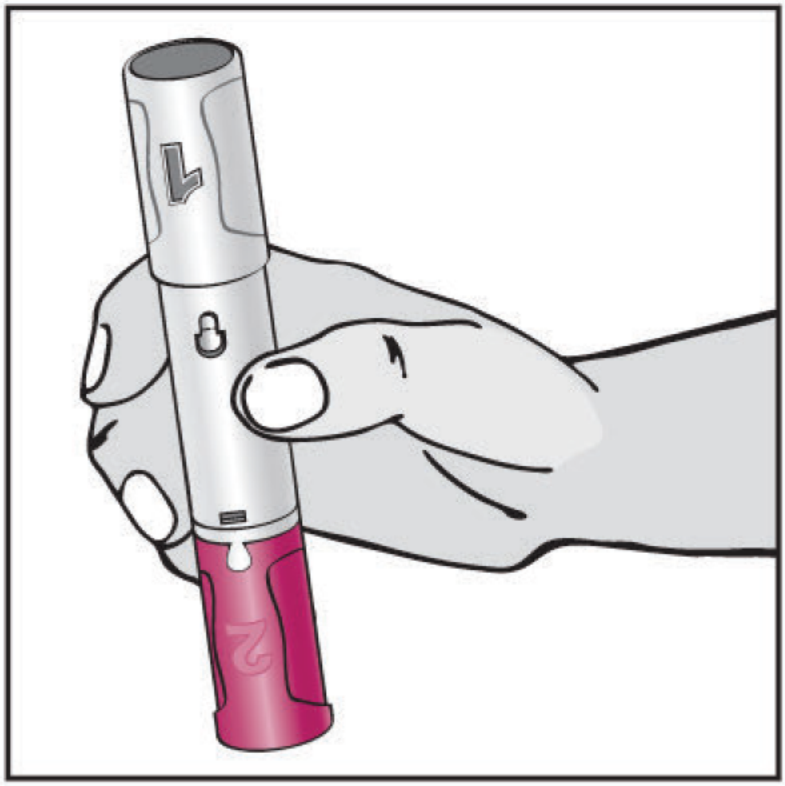

13. With your other hand, pull the gray cap (Cap # 1) straight off (do not twist the cap). Make sure the small gray needle cover of the syringe has come off with the gray cap (Cap # 1). See Figure F.

14. Throw away the gray cap (Cap # 1).

Figure F

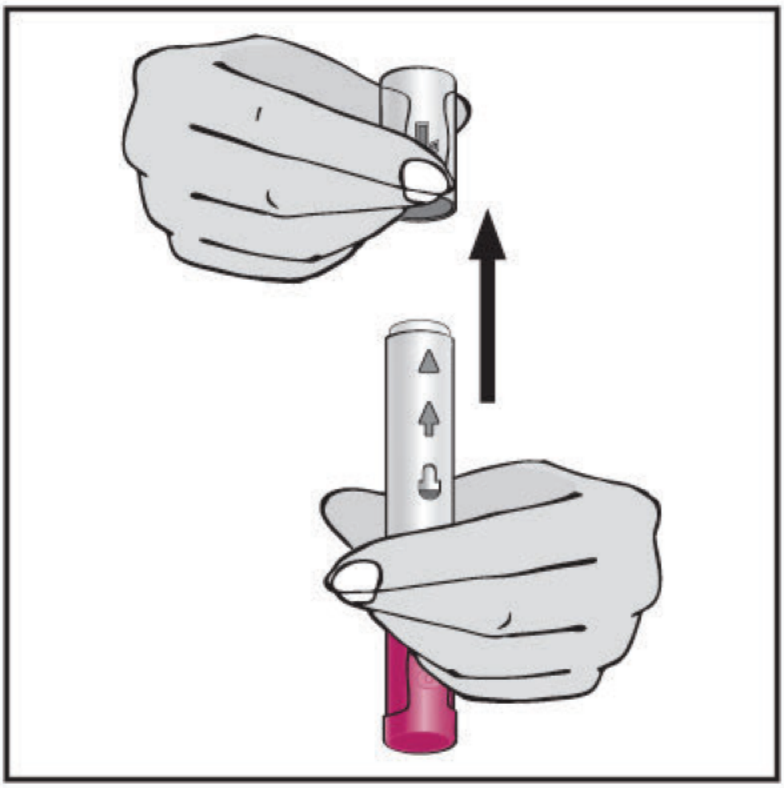

- **Do not** put the gray cap (Cap # 1) back on the Pen. Putting the gray cap (Cap # 1) back on may damage the needle.
- The white needle sleeve, which covers the needle, can now be seen.
- **Do not** touch the needle with your fingers or let the needle touch anything.
- You may see a few drops of liquid come out of the needle. This is normal.

15. Remove the plum-colored cap (Cap # 2) from the bottom of the Pen by pulling it straight off (do not twist the cap). The Pen is now activated. Throw away the plum-colored cap.
    - Do not put the plum-colored cap (Cap # 2) back on the Pen because it could cause medicine to come out of the syringe.

The plum-colored activator button:

- Turn the Pen so the plum-colored activator button is pointed up. See Figure G.

Figure G

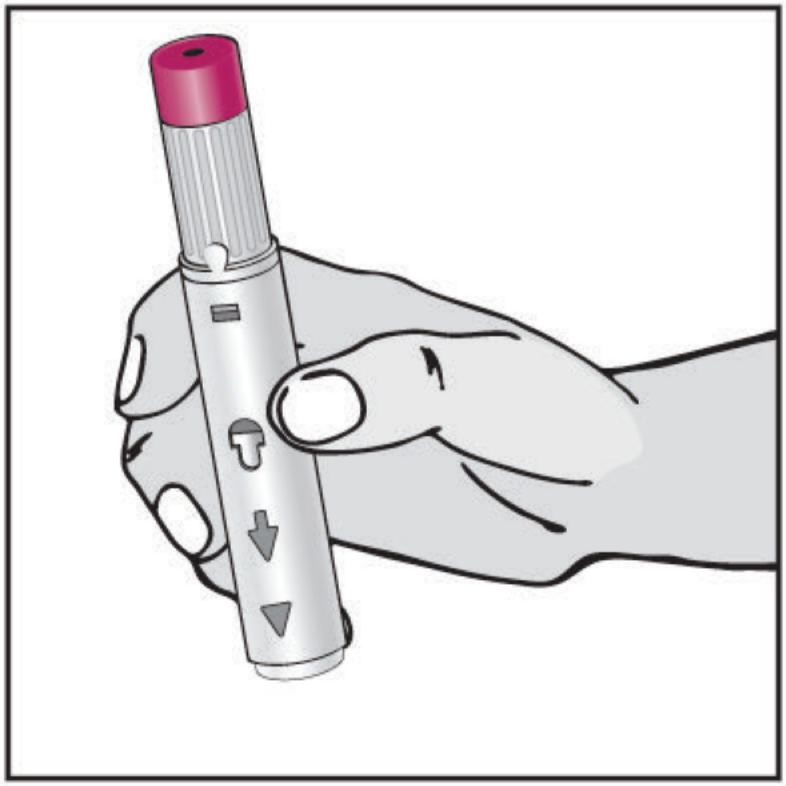

- **Do not** press the plum-colored activator button until you are ready to inject HUMIRA. Pressing the plum-colored activator button will release the medicine from the Pen.
- Hold the Pen so that you can see the window. See Figure H. It is normal to see one or more bubbles in the window.

Figure H

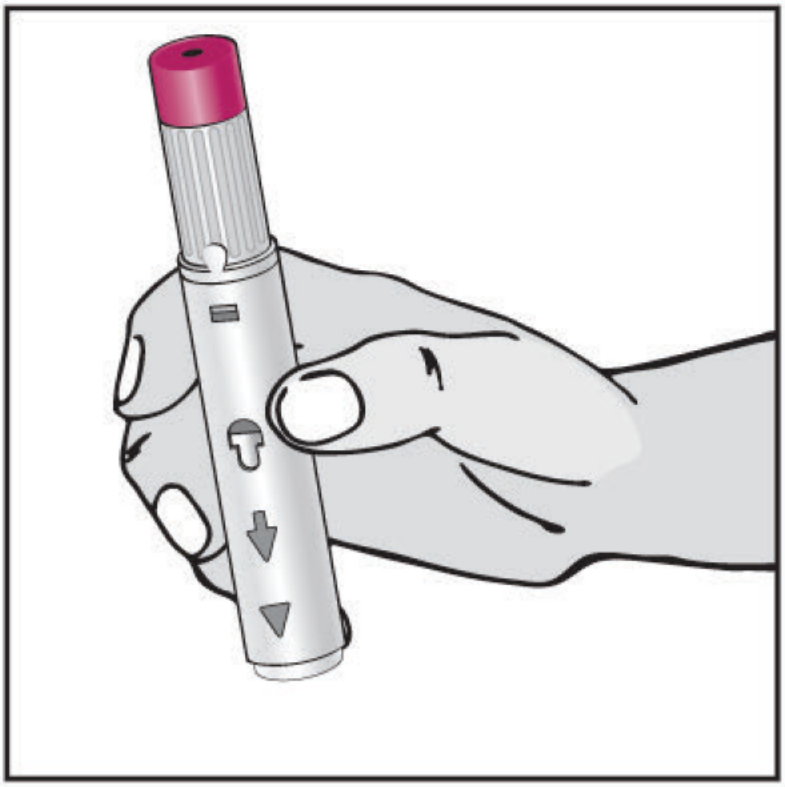

Position the Pen and Inject HUMIRA

16. Position the Pen:
    - Gently squeeze the area of the cleaned skin and hold it firmly. See Figure I. You will inject into this raised area of skin.

Figure I

17. Place the white end of the Pen straight (at a 90º angle) and flat against the raised area of your skin that you are squeezing. Place the Pen so that it will not inject the needle into your fingers that are holding the raised skin. See Figure J.

Figure J

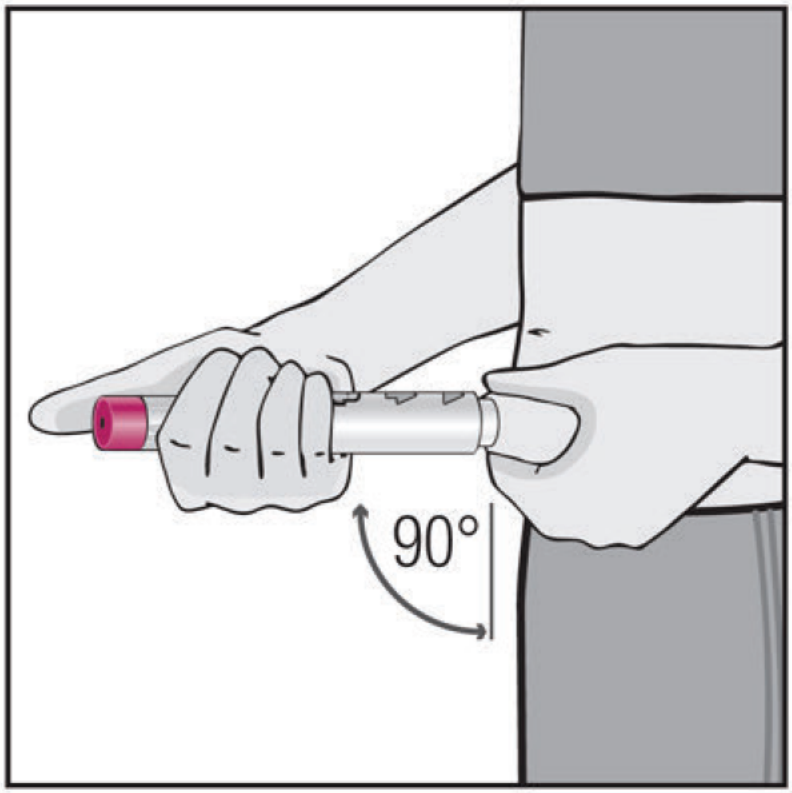

18. Inject HUMIRA
    - With your index finger or your thumb, press the plum-colored activator button to begin the injection. Try not to cover the window. See Figure K.

Figure K

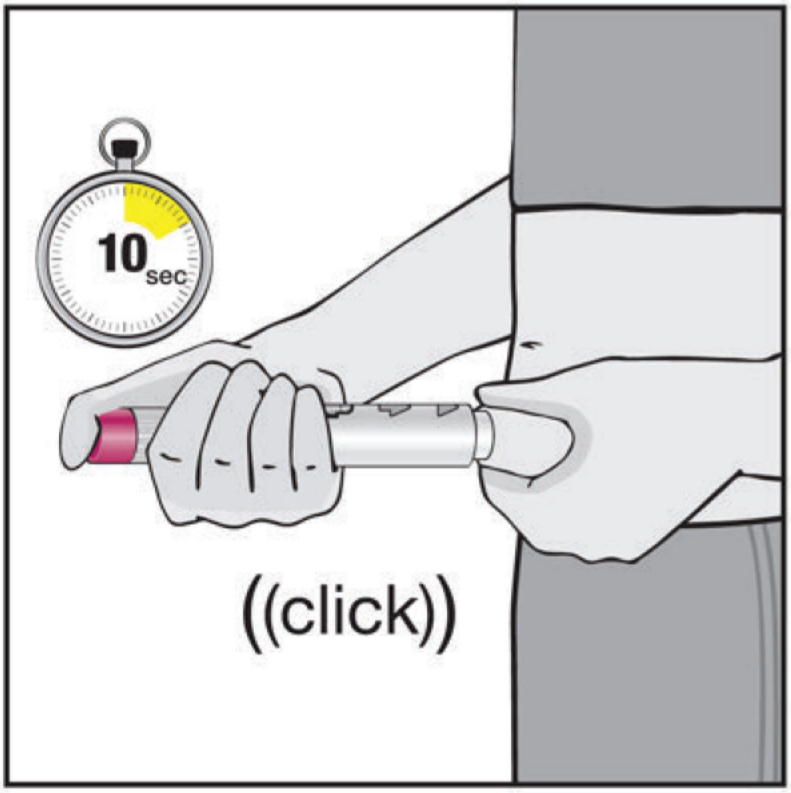

- You will hear a loud 'click' when you press the plum-colored activator button. The loud click means the start of the injection.
- Keep pressing the plum-colored activator button and continue to hold the Pen against your squeezed, raised skin until all of the medicine is injected. This can take up to 10 seconds, so count slowly to ten. Keep holding the Pen against the squeezed, raised skin of your injection site for the whole time so you get the full dose of medicine.
- You will know that the injection has finished when the yellow marker fully appears in the window view and stops moving. See Figure L.

Figure L

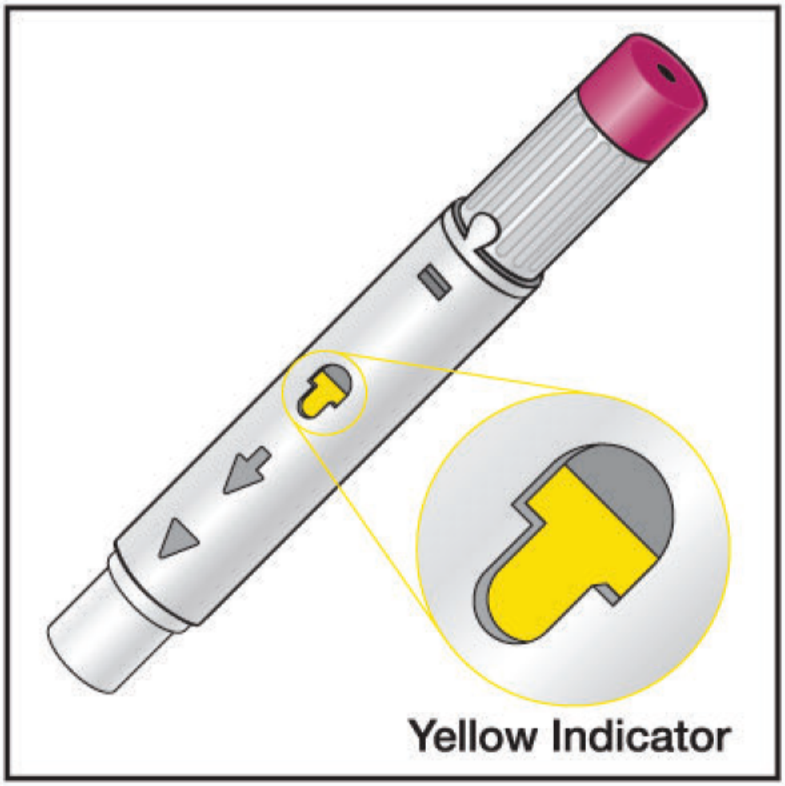

19. When the injection is finished, slowly pull the Pen from your skin. The white needle sleeve will move to cover the needle tip. See Figure M.
    - Do not touch the needle. The white needle sleeve is there to prevent you from touching the needle.

Figure M

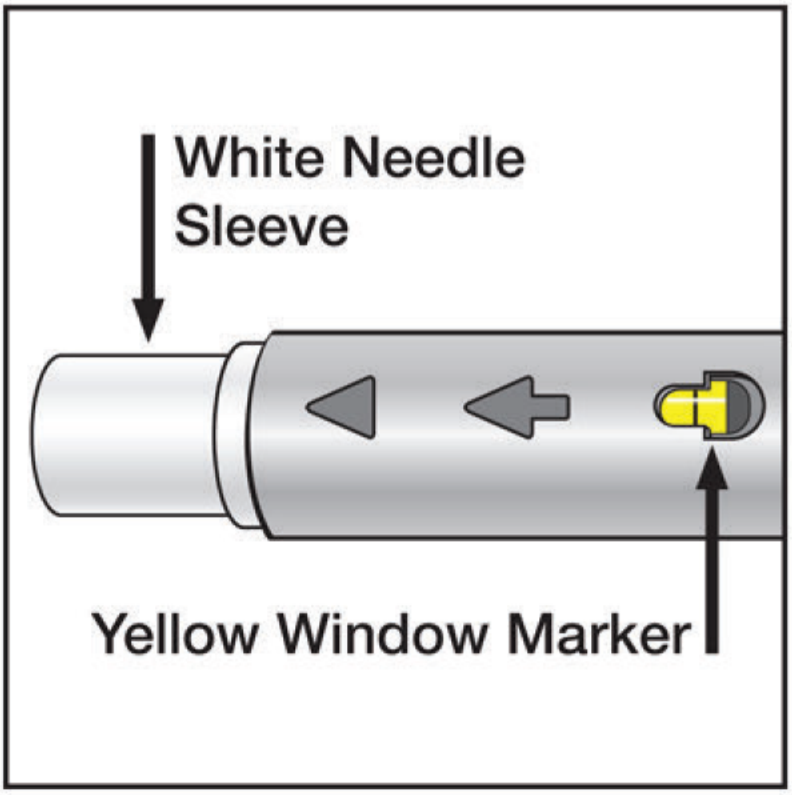

- Press a cotton ball or gauze pad over the injection site and hold it for 10 seconds. Do **not** rub the injection site. You may have slight bleeding. This is normal.

20. Dispose of your used HUMIRA Pen. See the section **"How should I dispose of the used HUMIRA Pen?"**

21. Keep a record of the dates and location of your injection sites. To help you remember when to take HUMIRA, you can mark your calendar ahead of time.

How should I dispose of the used HUMIRA Pen?

- Put your Pen in a FDA-cleared sharps disposal container right away after use. See Figure N. **Do not throw away (dispose of) the Pen in your household trash.**
- Do not try to touch the needle. The white needle sleeve is there to prevent you from touching the needle.

Figure N

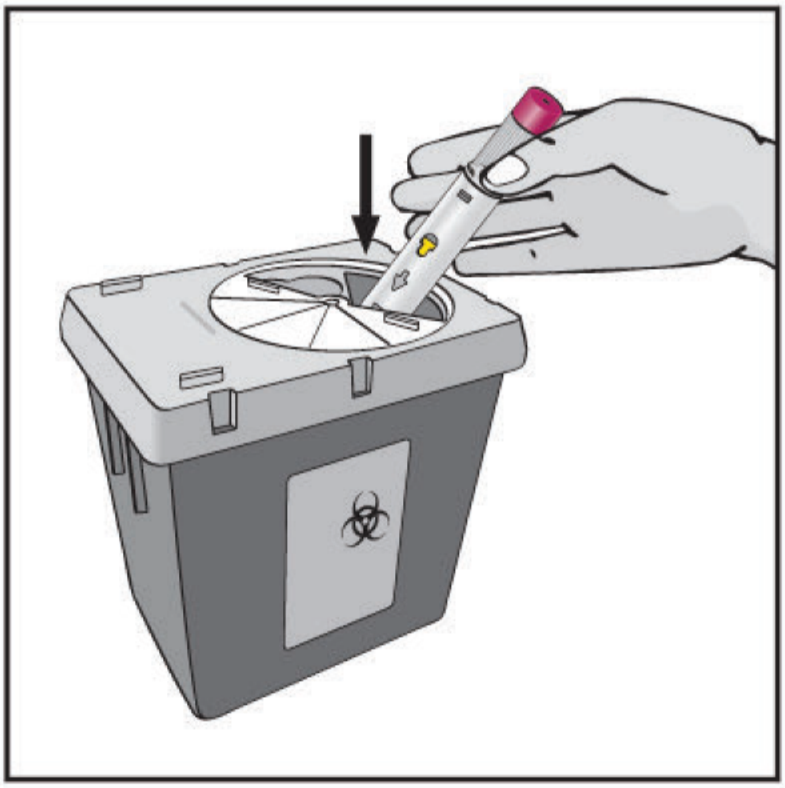

- If you do not have a FDA-cleared sharps disposal container, you may use a household container that is:
  - made of a heavy-duty plastic,
  - can be closed with a tight-fitting, puncture-resistant lid, without sharps being able to come out,
  - upright and stable during use,
  - leak-resistant, and
  - properly labeled to warn of hazardous waste inside the container.
- When your sharps disposal container is almost full, you will need to follow your community guidelines for the right way to dispose of your sharps disposal container. There may be state or local laws about how you should throw away used needles and syringes. For more information about safe sharps disposal, and for specific information about sharps disposal in the state that you live in, go to the FDA's website at: http://www.fda.gov/safesharpsdisposal.
- For the safety and health of you and others, never re-use your HUMIRA Pens.
- The used alcohol pads, cotton balls, dose trays and packaging may be placed in your household trash.
- **Do not dispose of your used sharps disposal container in your household trash unless your community guidelines permit this. Do not recycle your used sharps disposal container.**
- **Always keep the sharps container out of the reach of children.**

How should I store HUMIRA?

- Store HUMIRA in the refrigerator between 36ºF to 46ºF (2ºC to 8ºC). Store HUMIRA in the original carton until use to protect it from light.
- **Do not** freeze HUMIRA. **Do not** use HUMIRA if frozen, even if it has been thawed.
- Refrigerated HUMIRA may be used until the expiration date printed on the HUMIRA carton, dose tray or Pen. **Do not** use HUMIRA after the expiration date.
- If needed, for example when you are traveling, you may also store HUMIRA at room temperature up to 77°F (25°C) for up to **14** days. Store HUMIRA in the original carton until use to protect it from light.
- Throw away HUMIRA if it has been kept at room temperature and not been used within **14** days.
- Record the date you first remove HUMIRA from the refrigerator in the spaces provided on the carton and dose tray.
- Do not store HUMIRA in extreme heat or cold.
- Do not use a Pen if the liquid is cloudy, discolored, or has flakes or particles in it.
- Do not drop or crush HUMIRA.
- Keep HUMIRA, injection supplies, and all other medicines out of the reach of children.

This Instructions for Use has been approved by the U.S. Food and Drug Administration.

Manufactured by:

AbbVie Inc.

North Chicago, IL 60064, U.S.A.

US License Number 1889

03-B355

Revised: 06/2016

Instructions For Use

HUMIRA® (Hu-MARE-ah)
(adalimumab)
40 mg/0.4 mL
Single-Use Pen

Before Injecting: Your healthcare provider should show you how to use HUMIRA before you use it for the first time. Call your healthcare provider or **1-800-4HUMIRA** (1-800-448-6472) if you need help.

Figure A
HUMIRA Single-Use Pen



Do not use the Pen and call your healthcare provider or pharmacist if:

- Liquid is cloudy, discolored, or has flakes or particles in it
- Expiration date has passed
- Liquid has been frozen (even if thawed) or left in direct sunlight
- The Pen has been dropped or crushed

Keep the caps on until right before injection. Keep HUMIRA out of reach of children.

Read Instructions on All Pages Before Using the HUMIRA Pen

Take HUMIRA out of the refrigerator.
Leave HUMIRA at room temperature for **15 to 30 minutes** before injecting.

- **Do not** remove the Gray or Plum-colored Caps while allowing HUMIRA to reach room temperature
- **Do not** warm HUMIRA in any other way. For example, **do not** warm it in a microwave or in hot water.
- **Do not** use the Pen if liquid has been frozen (even if thawed)

Check expiration date on the Pen label. **Do not** use the Pen if expiration date has passed.
Place the following on a clean, flat surface:

- 1 single-use Pen and alcohol swab
- 1 cotton ball or gauze pad (not included)
- Puncture-resistant sharps disposal container (not included). See Step 9

Wash and dry your hands.

Choose an injection site:

- On the front of your thighs or
- Your abdomen (belly) at least 2 inches from your navel (belly button)
- Different from your last injection site

Wipe the injection site in a circular motion with the alcohol swab.

- **Do not** inject through clothes
- **Do not** inject into skin that is sore, bruised, red, hard, scarred, has stretch marks, or areas with psoriasis plaques

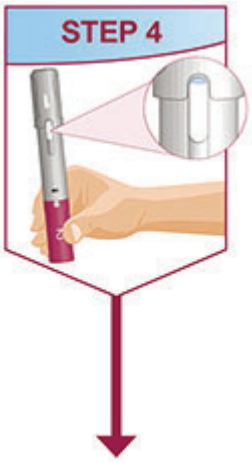

Hold the Pen with the Gray Cap #1 facing up.
Check the window.

- It is normal to see 1 or more bubbles in the window
- Make sure the liquid is clear and colorless
- **Do not** use the Pen if the liquid is cloudy or has particles
- **Do not** use the Pen if it has been dropped or crushed

Pull the Gray Cap #1 straight off.
Throw the cap away.

- It is normal to see a few drops of liquid come out of the needle

Pull the Plum-colored Cap #2 straight off.
Throw the cap away.
Turn the Pen so that the white arrow points toward the injection site.

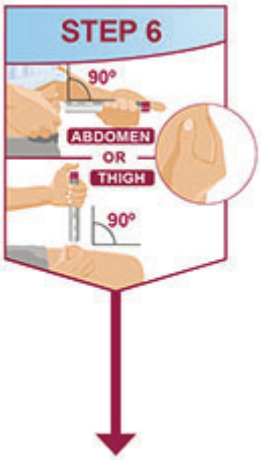

Squeeze the skin at your injection site to make a raised area and hold it firmly.
Point the white arrow toward the injection site.
Place the white needle sleeve straight **(90° angle)** against the injection site.
Hold the Pen so that you can see the inspection window.

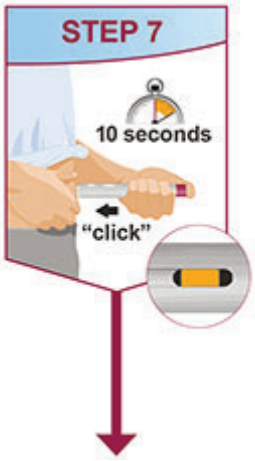

Push and keep pushing the Pen **down** against the injection site.
Press the plum activator button and count slowly for **10** seconds.

- A loud "click" will signal the **start** of the injection
- **Keep pushing** the Pen **down** against the injection site
- Injection is complete when the yellow indicator has stopped moving

When the injection is completed, slowly pull the Pen from the skin. The white needle sleeve will cover the needle tip.
If there are more than a few drops of liquid on the injection site, call **1-800-4HUMIRA** (1-800-448-6472) for help.
After completing the injection, place a cotton ball or gauze pad on the skin of the injection site.

- **Do not** rub
- Slight bleeding at the injection site is normal

How should I dispose the used HUMIRA Pen?

- Put your used needles, Pens, and sharps in a FDA cleared sharps disposal container right away after use. **Do not throw away (dispose of) loose needles, syringes, and the Pen in the household trash.**
- If you do not have a FDA-cleared sharps disposal container, you may use a household container that is:
  - made of a heavy-duty plastic,
  - can be closed with a tight-fitting, puncture-resistant lid, without sharps being able to come out,
  - upright and stable during use,
  - leak-resistant, and
  - properly labeled to warn of hazardous waste inside the container.
- When your sharps disposal container is almost full, you will need to follow your community guidelines for the right way to dispose of your sharps disposal container. There may be state or local laws about how you should throw away used needles and syringes. For more information about safe sharps disposal, and for specific information about sharps disposal in the state that you live in, go to the FDA's website at: http://www.fda.gov/safesharpsdisposal.
- Do not dispose of your used sharps disposal container in your household trash unless your community guidelines permit this. Do not recycle your used sharps disposal container.

The Pen caps, alcohol swab, cotton ball or gauze pad, dose tray, and packaging may be placed in your household trash.

Questions About Using the HUMIRA Pen

What if I have not received in-person training from a healthcare provider?

- Call your healthcare provider or **1-800-4HUMIRA (1-800-448-6472)** or visit www.HUMIRA.com if you need help

How do I know when the injection is complete?

- The yellow indicator has stopped moving. This takes up to **10** seconds

What should I do if there are more than a few drops of liquid on the injection site?

- Call **1-800-4HUMIRA (1-800-448-6472)** for help

What if I do not have an FDA-cleared sharps disposal container or proper household container?

- Call **1-800-4HUMIRA (1-800-448-6472)** for a free FDA-cleared sharps disposal container

Always keep the Pen and the sharps disposal container out of reach of children.

Keep a record of the dates and locations of your injections. To help remember when to take HUMIRA, mark your calendar ahead of time.

This Instructions For Use has been approved by the U.S. Food and Drug Administration.

Manufactured by AbbVie Inc. North Chicago, IL 60064 U.S.A.
US License Number 1889 03-B356 Revised 06/2016

INSTRUCTIONS FOR USE

HUMIRA® (Hu-MARE-ah)

(adalimumab)

40 MG/0.8 ML, 20 MG/0.4 ML AND 10 MG/0.2 ML

SINGLE-USE PREFILLED SYRINGE

Do not try to inject HUMIRA yourself until you have been shown the right way to give the injections and have read and understand this Instructions for Use. If your doctor decides that you or a caregiver may be able to give your injections of HUMIRA at home, you should receive training on the right way to prepare and inject HUMIRA. It is important that you read, understand, and follow these instructions so that you inject HUMIRA the right way. It is also important to talk to your doctor to be sure you understand your HUMIRA dosing instructions. To help you remember when to inject HUMIRA, you can mark your calendar ahead of time. Call your healthcare provider if you or your caregiver have any questions about the right way to inject HUMIRA.

Gather the Supplies for Your Injection

- You will need the following supplies for each injection of HUMIRA.
  Find a clean, flat surface to place the supplies on.
  - 1 alcohol swab
  - 1 cotton ball or gauze pad (not included in your HUMIRA carton)
  - 1 HUMIRA prefilled syringe (See Figure A)
  - FDA-cleared sharps disposal container for HUMIRA prefilled syringe disposal (not included in your HUMIRA carton)

If more comfortable, take your HUMIRA prefilled syringe out of the refrigerator **15 to 30 minutes** before injecting to allow the liquid to reach room temperature. **Do not** remove the needle cover

while allowing it to reach room temperature. **Do not** warm HUMIRA in any other way (for example, **do not** warm it in a microwave or in hot water).

If you do not have all of the supplies you need to give yourself an injection, go to a pharmacy or call your pharmacist.

The diagram below shows what a prefilled syringe looks like. See Figure A.

Figure A

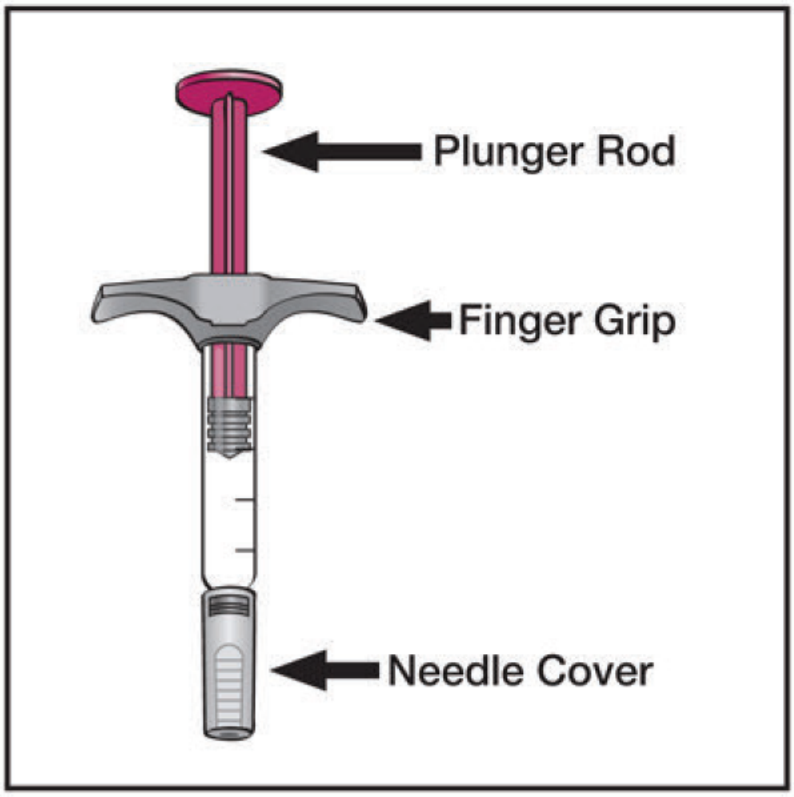

Check the carton, dose tray, and prefilled syringe

1. Make sure the name HUMIRA appears on the dose tray and prefilled syringe label.

2. **Do not use** and **do call** your doctor or pharmacist if:
   - the seals on top or bottom of the carton are broken or missing.
   - the HUMIRA labeling has an expired date. Check the expiration date on your HUMIRA carton and **do not** use if the date has passed.
   - the prefilled syringe that has been frozen or left in direct sunlight.
   - HUMIRA has been kept at room temperature for longer than **14** days or HUMIRA has been stored above 77°F (25°C).
   - the liquid in the prefilled syringe is cloudy, discolored or has flakes or particles in it. Make sure the liquid is clear and colorless.

See the **"How should I store HUMIRA?"** section at the end of this Instructions for Use.

Choose the Injection Site

3. Wash and dry your hands well.

4. Choose an injection site on:
- the front of your thighs or
- your lower abdomen (belly). If you choose your abdomen, do not use the area 2 inches around your belly button (navel). See Figure B.

Figure B

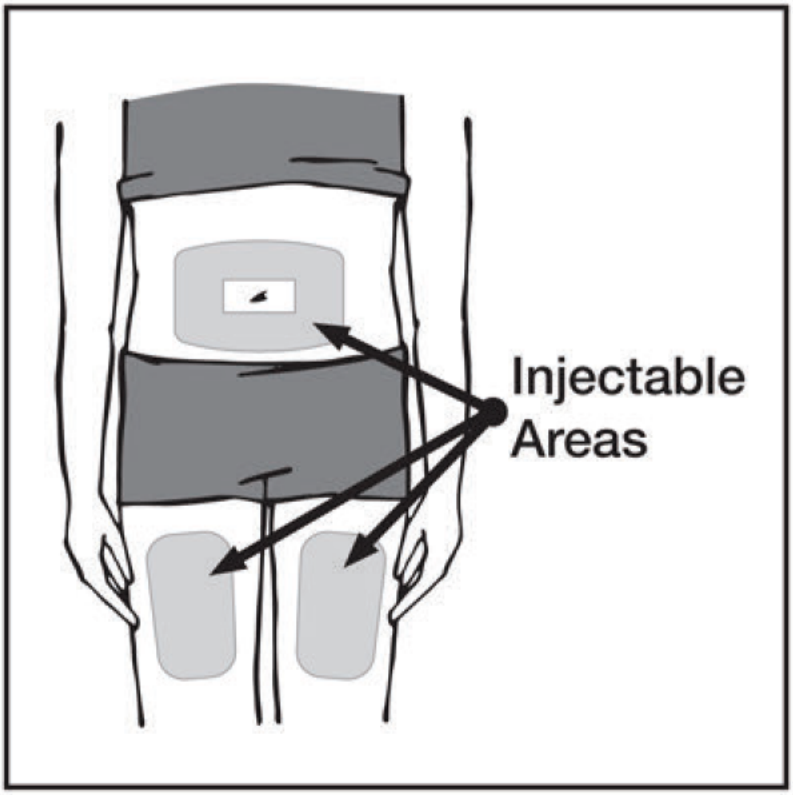

- Choose a different site each time you give yourself an injection. Each new injection should be given at least one inch from a site you used before.
- **Do not** inject into skin that is:
  - sore (tender)
  - bruised
  - red
  - hard
  - scarred or where you have stretch marks
- If you have psoriasis, do not inject directly into any raised, thick, red or scaly skin patches or lesions on your skin.
- Do not inject through your clothes.

Prepare the Injection Site

5. Wipe the injection site with an alcohol prep (swab) using a circular motion.

6. Do **not** touch this area again before giving the injection. Allow the skin to dry before injecting. Do not fan or blow on the clean area.

Prepare the Syringe and Needle

7. Check the fluid level in the syringe:
   - Always hold the prefilled syringe by the body of the syringe. Hold the syringe with the covered needle pointing down. See Figure C.

Figure C

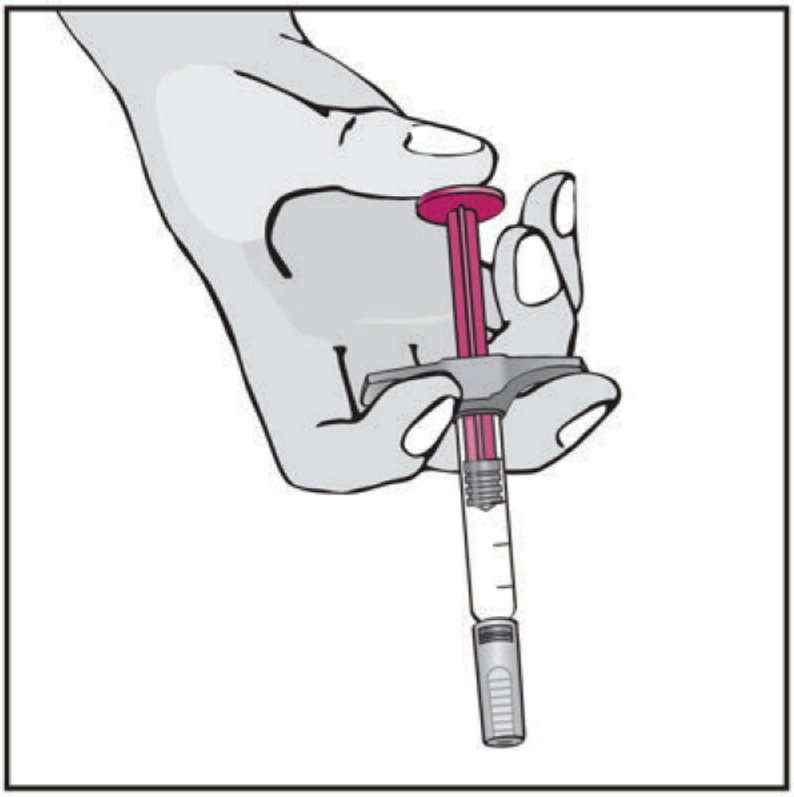

   - Hold the syringe at eye level. Look closely to make sure that the amount of liquid in the syringe is the same or close to the:
     - 0.8 mL line for the 40 mg prefilled syringe. See Figure D.
     - 0.4 mL line for the 20 mg prefilled syringe. See Figure D.
     - 0.2 mL line for the 10 mg prefilled syringe. See Figure D.

Figure D

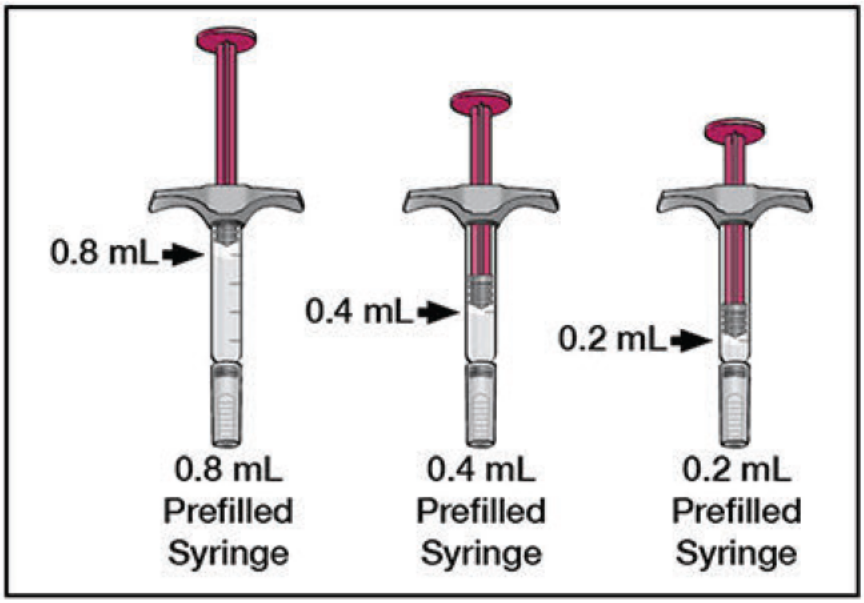

8. The top of the liquid may be curved. If the syringe does not have the correct amount of liquid, **do not use that syringe**. Call your pharmacist.

9. Remove the needle cover:
   - Hold the syringe in one hand. With the other hand gently remove the needle cover. See Figure E.
   - Throw away the needle cover.

Figure E

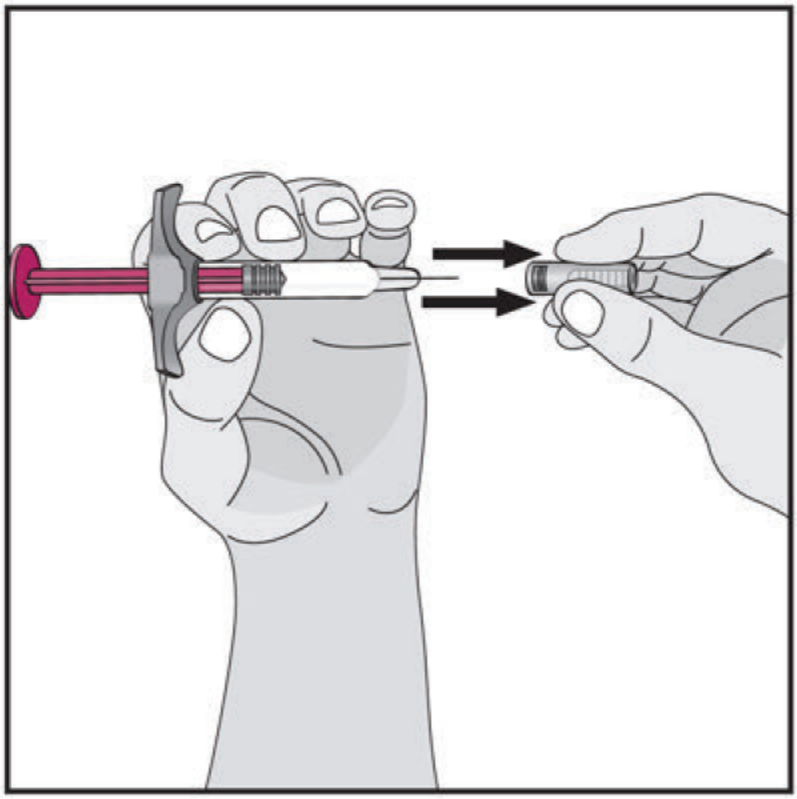

- Do not touch the needle with your fingers or let the needle touch anything.

10. Turn the syringe so the needle is facing up and hold the syringe at eye level with one hand so you can see the air in the syringe. Using your other hand, slowly push the plunger in to push the air out through the needle. See Figure F.

Figure F

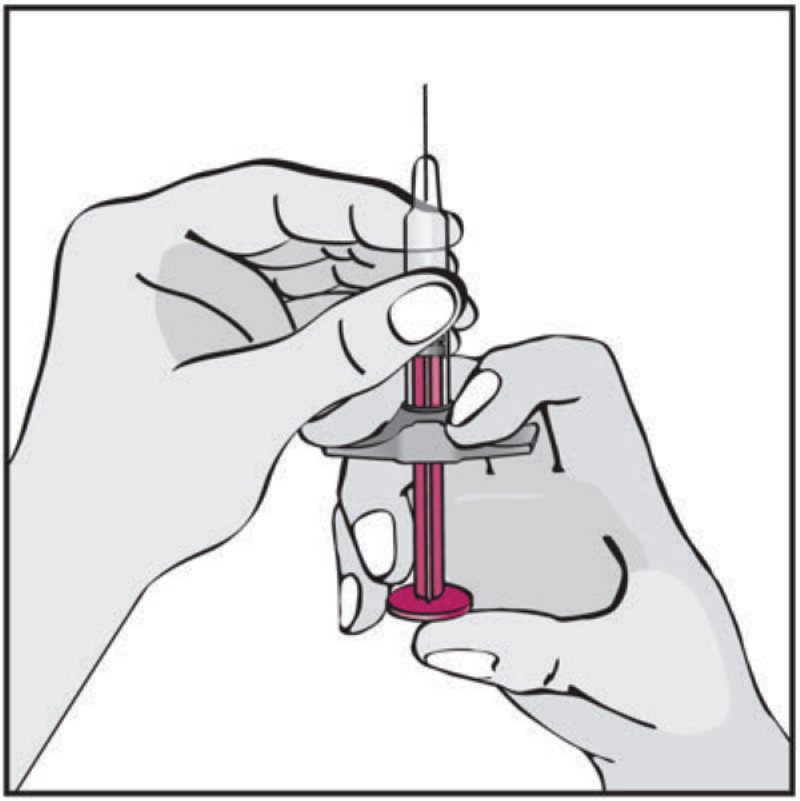

- You may see a drop of liquid at the end of the needle. This is normal.

Position the Prefilled Syringe and Inject HUMIRA

Position the Syringe

11. Hold the body of the prefilled syringe in one hand between the thumb and index finger. Hold the syringe in your hand like a pencil. See Figure G.

Figure G

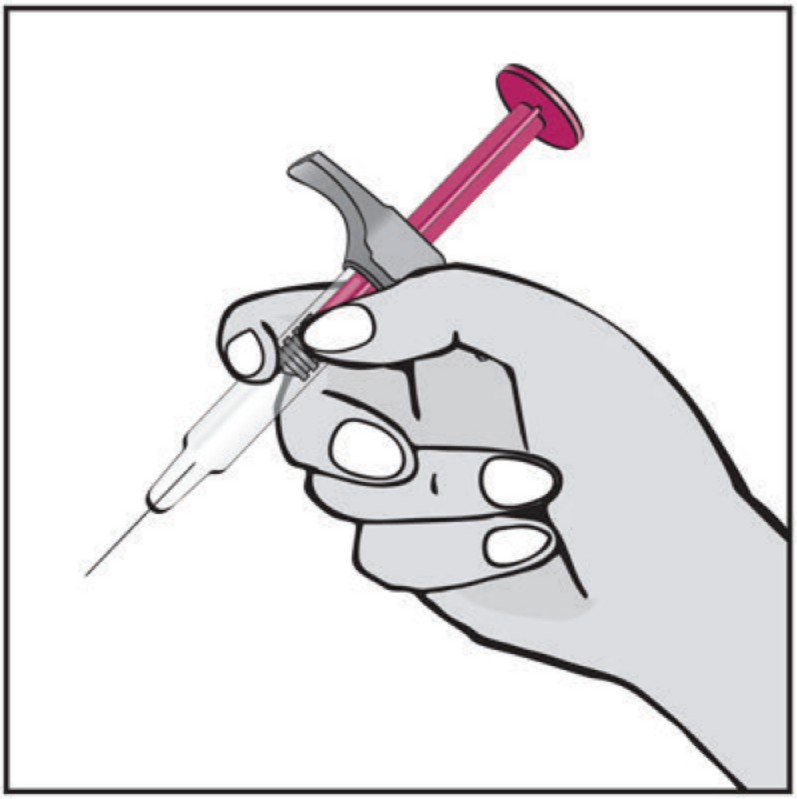

- **Do not** pull back on the plunger at any time.
- With your other hand, gently squeeze the area of the cleaned skin and hold it firmly. See Figure H.

Figure H

Inject HUMIRA

12. Using a quick, dart-like motion, insert the needle into the squeezed skin at about a **45-degree angle**. See Figure I.

Figure I

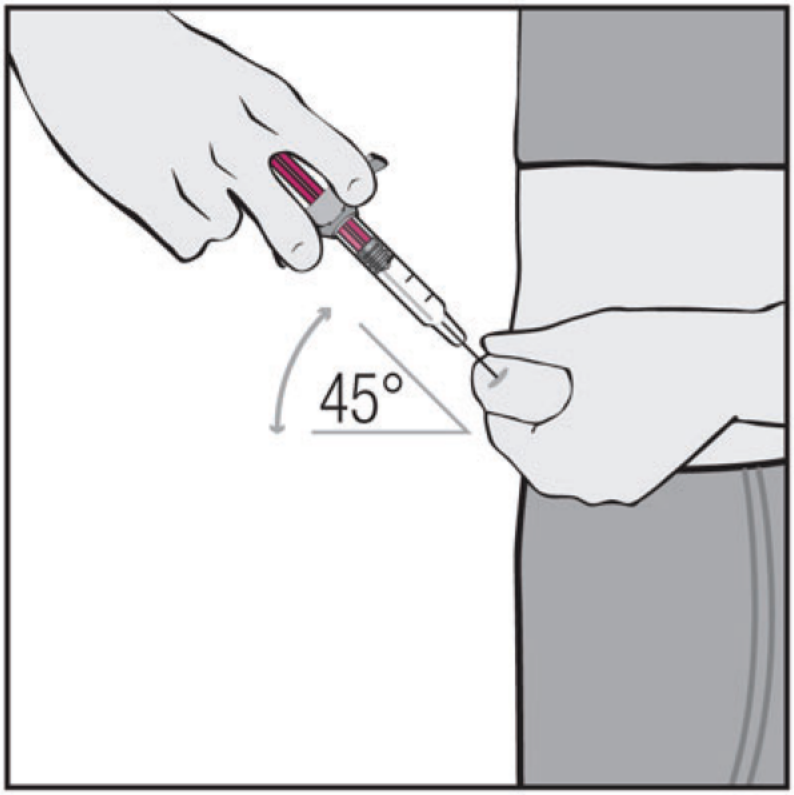

- After the needle is in, let go of the skin. Pull back gently on the plunger.

If blood appears in the syringe:

- It means that you have entered a blood vessel.
- **Do not inject HUMIRA.**
- Pull the needle out of the skin while keeping the syringe at the same angle.
- Press a cotton ball or gauze pad over the injection site and hold it for 10 seconds. See Figure J.

Figure J

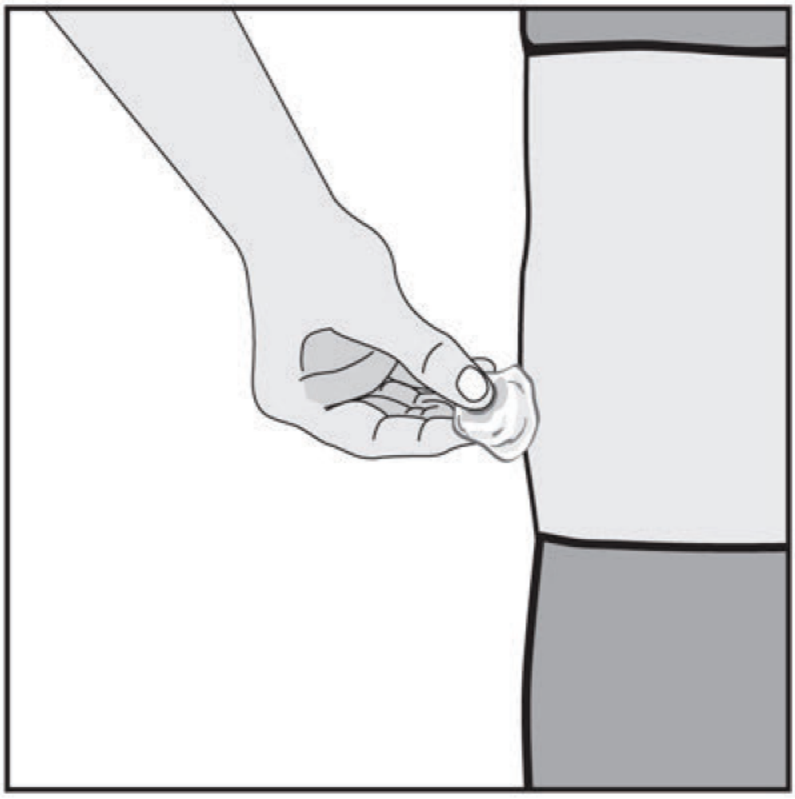

- **Do not** use the same syringe and needle again. Throw away the needle and syringe in your special sharps container.
- **Do not** rub the injection site. You may have slight bleeding. This is normal.
- Repeat Steps 1 through 12 with a new prefilled syringe.

If no blood appears in the syringe:

- Slowly push the plunger all the way in until all of the liquid is injected and the syringe is empty.
- Pull the needle out of the skin while keeping the syringe at the same angle.
- Press a cotton ball or gauze pad over the injection site and hold it for 10 seconds. Do **not** rub the injection site. You may have slight bleeding. This is normal.

13. Throw away the used prefilled syringe and needle. See **"How should I dispose of used prefilled syringes and needles?"**

14. Keep a record of the dates and location of your injection sites. To help you remember when to take HUMIRA, you can mark your calendar ahead of time.

How should I dispose of used prefilled syringes and needles?

- **Put your used needles and syringes in a FDA-cleared sharps disposal container right away after use.** See Figure K. **Do not throw away (dispose of) loose needles and syringes in your household trash.**
- Do not try to touch the needle.

Figure K

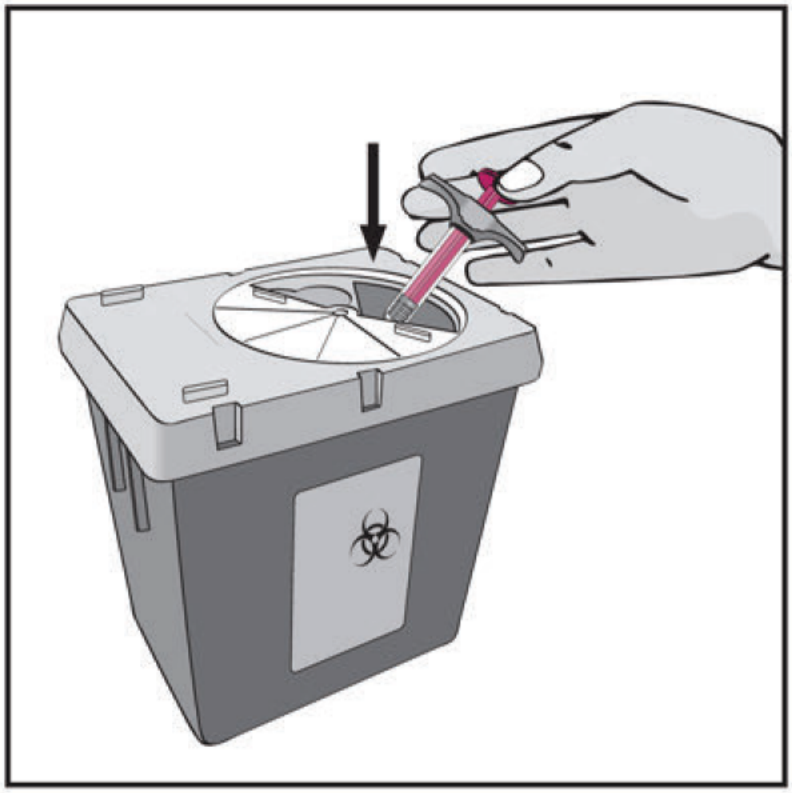

- If you do not have a FDA-cleared sharps disposal container, you may use a household container that is:
  - made of a heavy-duty plastic,
  - can be closed with a tight-fitting, puncture-resistant lid, without sharps being able to come out,
  - upright and stable during use,
  - leak-resistant, and
  - properly labeled to warn of hazardous waste inside the container.
- When your sharps disposal container is almost full, you will need to follow your community guidelines for the right way to dispose of your sharps disposal container. There may be state or local laws about how you should throw away used needles and syringes. For more information about safe sharps disposal, and for specific information about sharps disposal in the state that you live in, go to the FDA's website at: http://www.fda.gov/safesharpsdisposal.
- For the safety and health of you and others, needles and used syringes **must never** be re-used.
- The used alcohol pads, cotton balls, dose trays and packaging may be placed in your household trash.
- **Do not dispose of your used sharps disposal container in your household trash unless your community guidelines permit this. Do not recycle your used sharps disposal container.**
- **Always keep the sharps container out of the reach of children.**

How should I store HUMIRA?

- Store HUMIRA in the refrigerator between 36ºF to 46ºF (2ºC to 8ºC). Store HUMIRA in the original carton until use to protect it from light.
- **Do not** freeze HUMIRA. **Do not** use HUMIRA if frozen, even if it has been thawed.
- Refrigerated HUMIRA may be used until the expiration date printed on the HUMIRA carton, dose tray or prefilled syringe. **Do not** use HUMIRA after the expiration date.
- If needed, for example when you are traveling, you may also store HUMIRA at room temperature up to 77°F (25°C) for up to **14** days. Store HUMIRA in the original carton until use to protect it from light.
- Throw away HUMIRA if it has been kept at room temperature and not been used within **14** days.
- Record the date you first remove HUMIRA from the refrigerator in the spaces provided on the carton and dose tray.
- Do not store HUMIRA in extreme heat or cold.
- Do not use a prefilled syringe if the liquid is cloudy, discolored, or has flakes or particles in it.
- Do not drop or crush HUMIRA. The prefilled syringe is glass.
- Keep HUMIRA, injection supplies, and all other medicines out of the reach of children.

This Instructions for Use has been approved by the U.S. Food and Drug Administration.

Manufactured by:

AbbVie Inc.

North Chicago, IL 60064, U.S.A.

US License Number 1889

03-B353

Revised: 06/2016

INSTRUCTIONS FOR USE

HUMIRA® (Hu-MARE-ah)

(adalimumab)

40 MG/0.4 ML

SINGLE-USE PREFILLED SYRINGE

Do not try to inject HUMIRA yourself until you have been shown the right way to give the injections and have read and understand this Instructions for Use. If your doctor decides that you or a caregiver may be able to give your injections of HUMIRA at home, you should receive training on the right way to prepare and inject HUMIRA. It is important that you read, understand, and follow these instructions so that you inject HUMIRA the right way. It is also important to talk to your doctor to be sure you understand your HUMIRA dosing instructions. To help you remember when to inject HUMIRA, you can mark your calendar ahead of time. Call your healthcare provider if you or your caregiver have any questions about the right way to inject HUMIRA.

Gather the Supplies for Your Injection

- You will need the following supplies for each injection of HUMIRA.

  Find a clean, flat surface to place the supplies on.

- 1 alcohol swab
- 1 cotton ball or gauze pad (not included in your HUMIRA carton)
- 1 HUMIRA prefilled syringe (See Figure A)
- FDA-cleared sharps disposal container for HUMIRA prefilled syringe disposal (not included in your HUMIRA carton)

If more comfortable, take your HUMIRA prefilled syringe out of the refrigerator **15 to 30 minutes** before injecting to allow the liquid to reach room temperature. **Do not** remove the needle cover while allowing it to reach room temperature. **Do not** warm HUMIRA in any other way (for example, **do not** warm it in a microwave or in hot water).

If you do not have all of the supplies you need to give yourself an injection, go to a pharmacy or call your pharmacist.

The diagram below shows what a prefilled syringe looks like. See Figure A.

Figure A

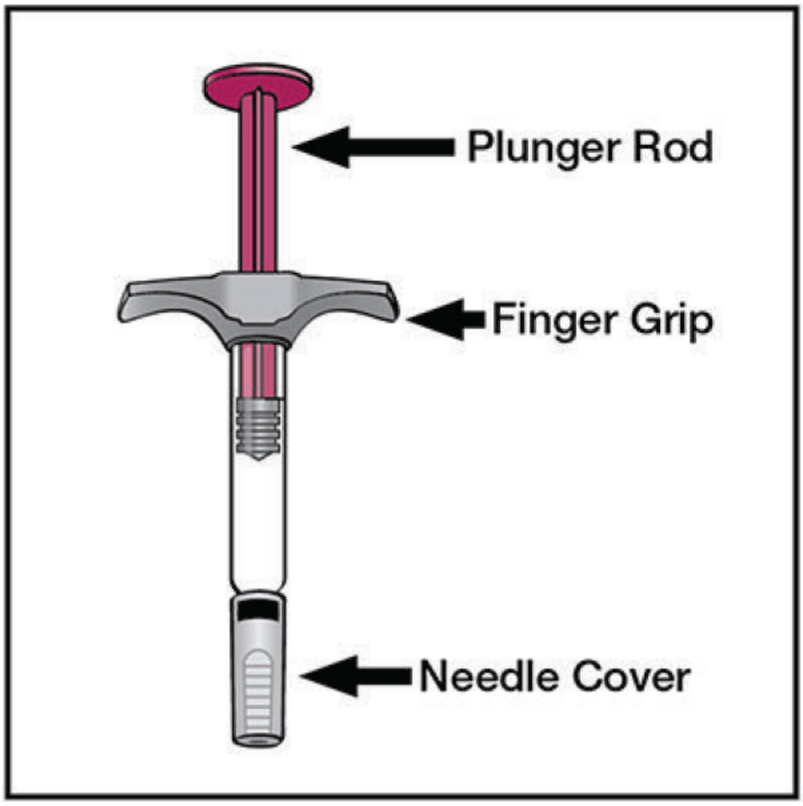

Check the carton, dose tray, and prefilled syringe

1. Make sure the name HUMIRA appears on the dose tray and prefilled syringe label.

2. **Do not use** and **do call** your doctor or pharmacist if:
   - the seals on top or bottom of the carton are broken or missing.
   - the HUMIRA labeling has an expired date. Check the expiration date on your HUMIRA carton and **do not use** if the date has passed.
   - the prefilled syringe that has been frozen or left in direct sunlight.

- HUMIRA has been kept at room temperature for longer than **14** days or HUMIRA has been stored above 77°F (25°C).
- the liquid in the prefilled syringe is cloudy, discolored or has flakes or particles in it. Make sure the liquid is clear and colorless.

See the **"How should I store HUMIRA?"** section at the end of this Instructions for Use.

Choose the Injection Site

3. Wash and dry your hands well.

4. Choose an injection site on:
   - the front of your thighs or
   - your lower abdomen (belly). If you choose your abdomen, do not use the area 2 inches around your belly button (navel). See Figure B.

Figure B

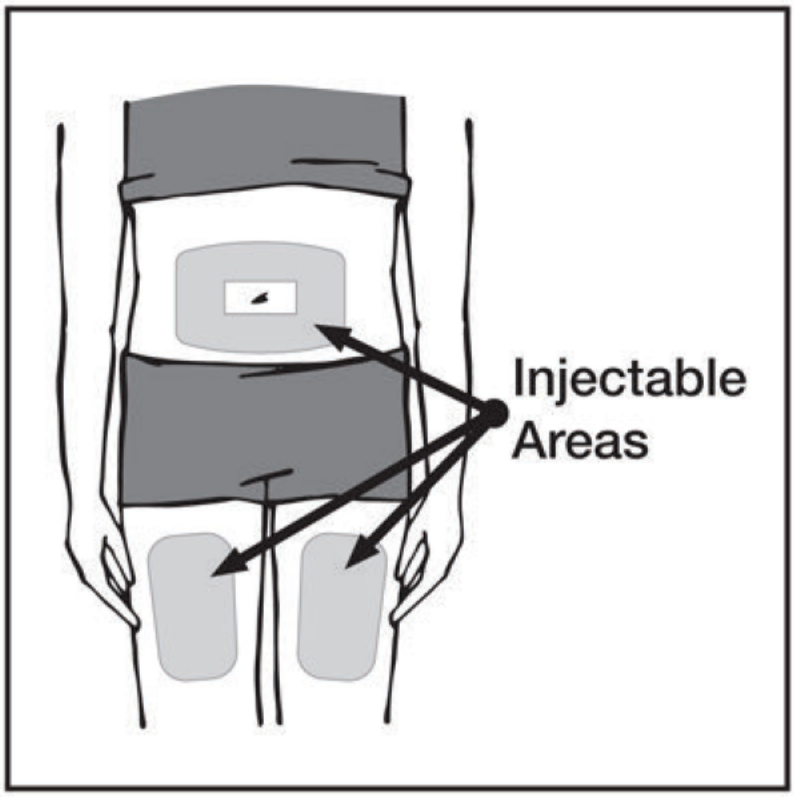

- Choose a different site each time you give yourself an injection. Each new injection should be given at least one inch from a site you used before.
- **Do not** inject into skin that is:
  - sore (tender)
  - bruised
  - red
  - hard
  - scarred or where you have stretch marks

- If you have psoriasis, do not inject directly into any raised, thick, red or scaly skin patches or lesions on your skin.
- Do not inject through your clothes.

Prepare the Injection Site

5. Wipe the injection site with an alcohol prep (swab) using a circular motion.

6. Do **not** touch this area again before giving the injection. Allow the skin to dry before injecting. Do not fan or blow on the clean area.

Prepare the Syringe and Needle

7. Remove the needle cover:
- Always hold the prefilled syringe by the body of the syringe.
- Hold the syringe in one hand. With the other hand gently remove the needle cover. See Figure C.
- Throw away the needle cover.

Figure C

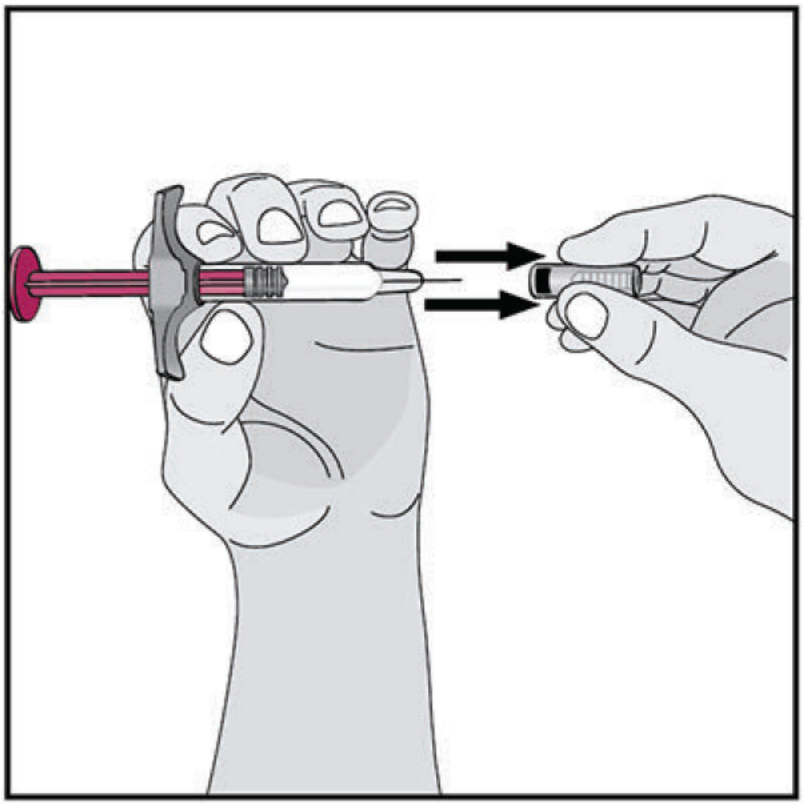

- Do not touch the needle with your fingers or let the needle touch anything.

8. Turn the syringe so the needle is facing up and hold the syringe at eye level with one hand so you can see the air in the syringe. Using your other hand, slowly push the plunger in to push the air out through the needle. See Figure D.

Figure D

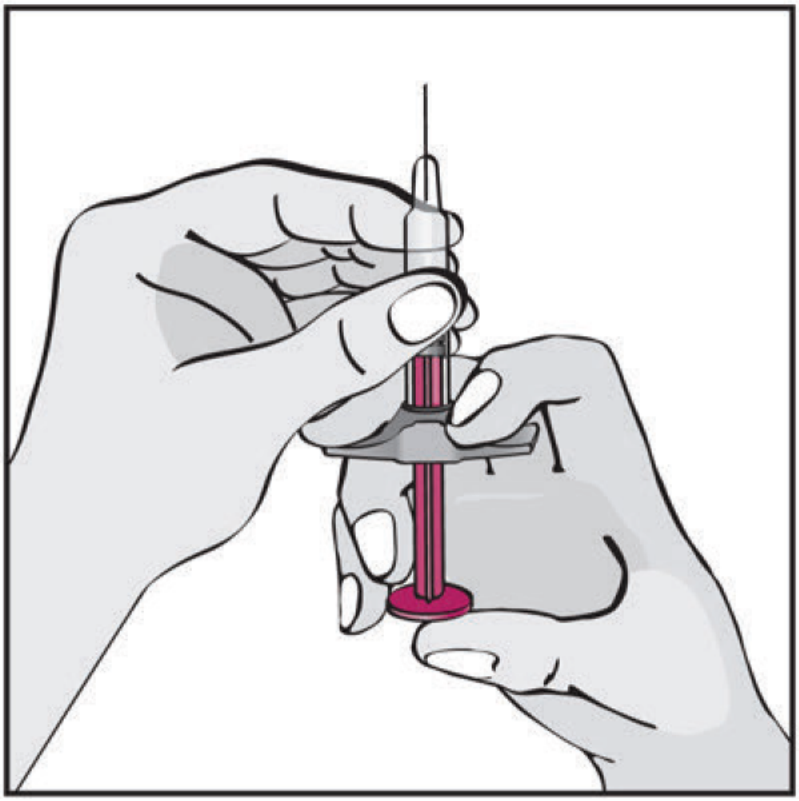

- You may see a drop of liquid at the end of the needle. This is normal.

Position the Prefilled Syringe and Inject HUMIRA

Position the Syringe

9. Hold the body of the prefilled syringe in one hand between the thumb and index finger. Hold the syringe in your hand like a pencil. See Figure E.

Figure E

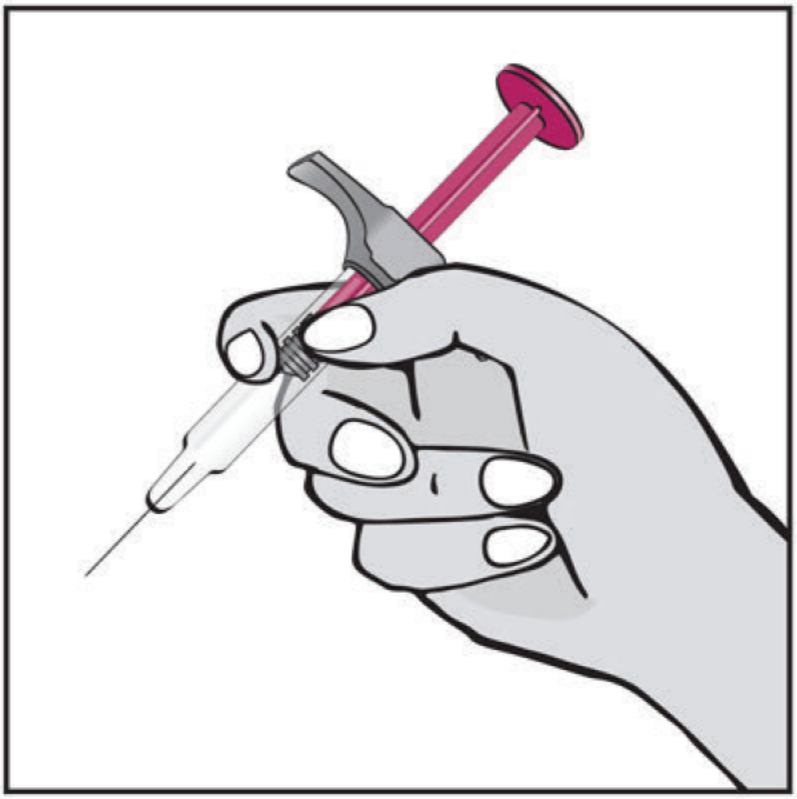

- **Do not** pull back on the plunger at any time.
- With your other hand, gently squeeze the area of the cleaned skin and hold it firmly. See Figure F.

Figure F

Inject HUMIRA

10. Using a quick, dart-like motion, insert the needle into the squeezed skin at about a **45-degree angle**. See Figure G.

Figure G

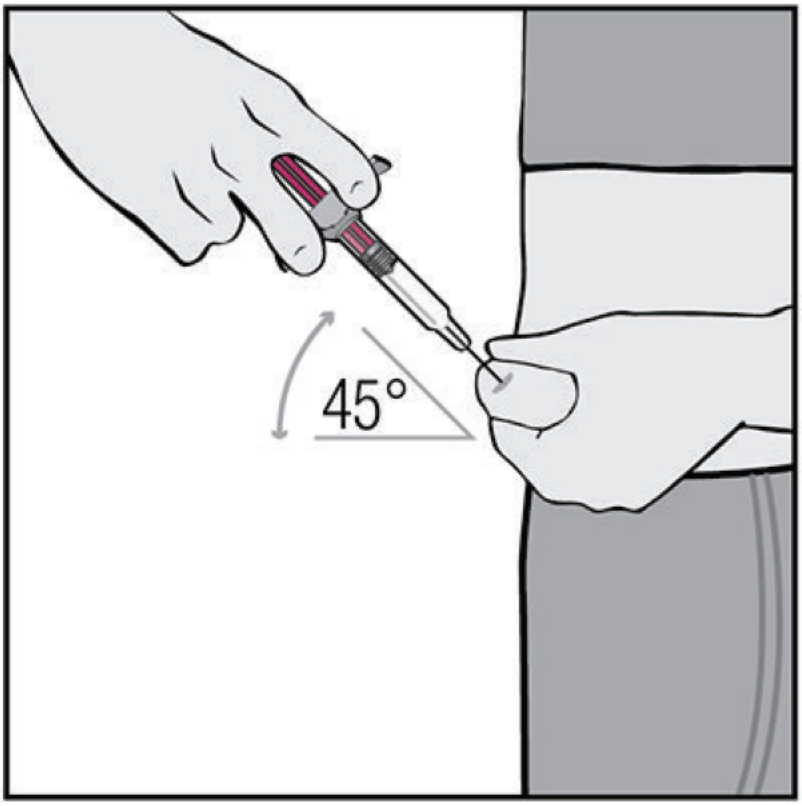

- After the needle is in, let go of the skin. Pull back gently on the plunger.

If blood appears in the syringe:

- It means that you have entered a blood vessel.
- **Do not inject HUMIRA.**
- Pull the needle out of the skin while keeping the syringe at the same angle.
- Press a cotton ball or gauze pad over the injection site and hold it for 10 seconds. See Figure H.

Figure H

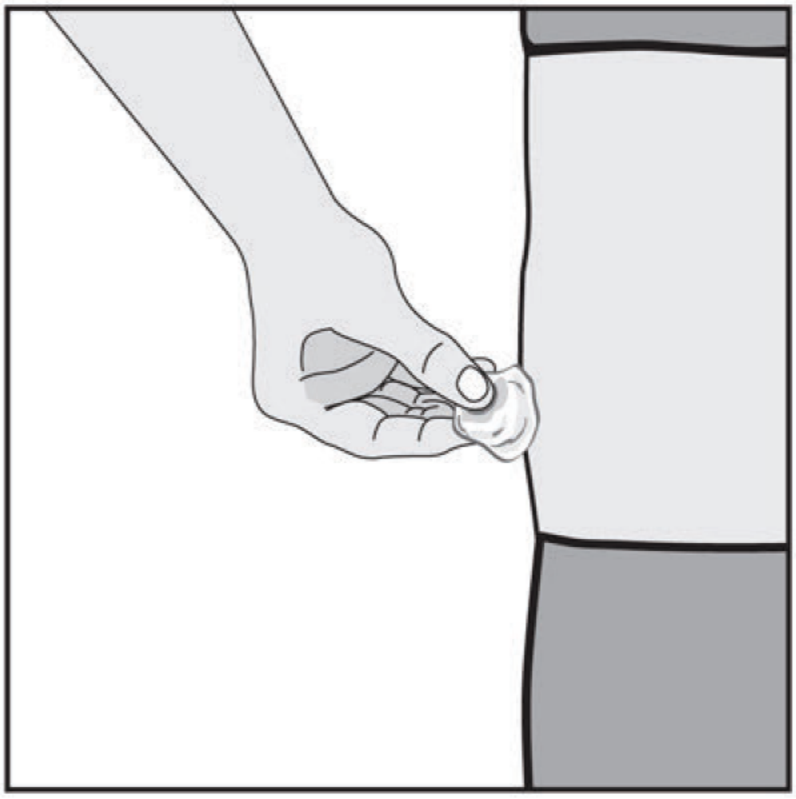

- **Do not** use the same syringe and needle again. Throw away the needle and syringe in your special sharps container.
- **Do not** rub the injection site. You may have slight bleeding. This is normal.
- Repeat Steps 1 through 10 with a new prefilled syringe.

If no blood appears in the syringe:

- Slowly push the plunger all the way in until all of the liquid is injected and the syringe is empty.
- Pull the needle out of the skin while keeping the syringe at the same angle.
- Press a cotton ball or gauze pad over the injection site and hold it for 10 seconds. Do **not** rub the injection site. You may have slight bleeding. This is normal.

11. Throw away the used prefilled syringe and needle. See **"How should I dispose of used prefilled syringes and needles?"**

12. Keep a record of the dates and location of your injection sites. To help you remember when to take HUMIRA, you can mark your calendar ahead of time.

How should I dispose of used prefilled syringes and needles?

- **Put your used needles and syringes in a FDA-cleared sharps disposal container right away after use.** See Figure I. **Do not throw away (dispose of) loose needles and syringes in your household trash.**
- Do not try to touch the needle.

Figure I

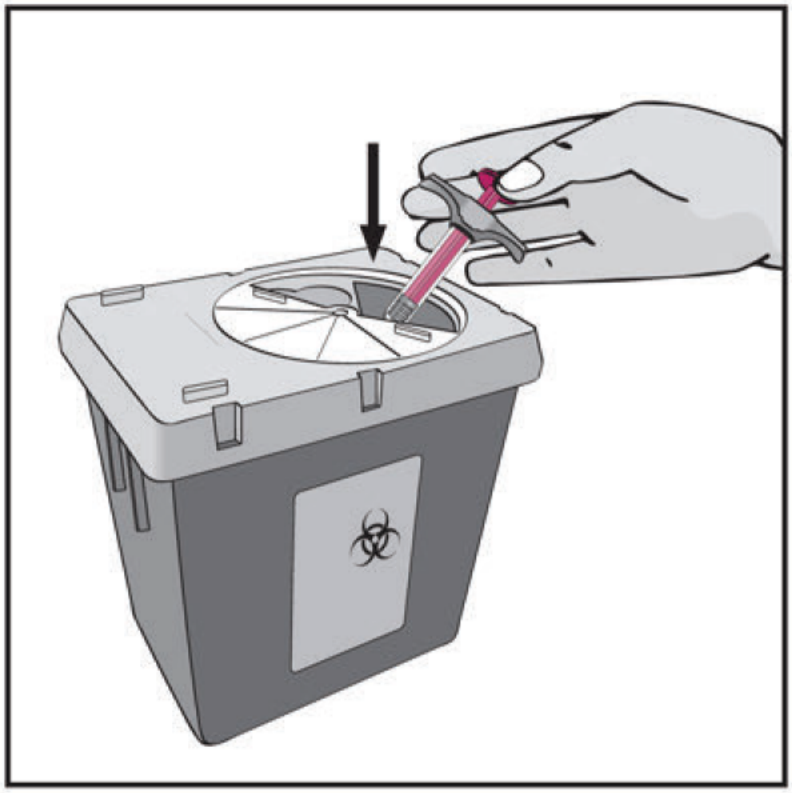

- If you do not have a FDA-cleared sharps disposal container, you may use a household container that is:
  - made of a heavy-duty plastic,
  - can be closed with a tight-fitting, puncture-resistant lid, without sharps being able to come out,
  - upright and stable during use,
  - leak-resistant, and
  - properly labeled to warn of hazardous waste inside the container.
- When your sharps disposal container is almost full, you will need to follow your community guidelines for the right way to dispose of your sharps disposal container. There may be state or local laws about how you should throw away used needles and syringes. For more information about safe sharps disposal, and for specific information about sharps disposal in the state that you live in, go to the FDA's website at: http://www.fda.gov/safesharpsdisposal.
- For the safety and health of you and others, needles and used syringes **must never** be re-used.
- The used alcohol pads, cotton balls, dose trays and packaging may be placed in your household trash.
- **Do not dispose of your used sharps disposal container in your household trash unless your community guidelines permit this. Do not recycle your used sharps disposal container.**
- **Always keep the sharps container out of the reach of children.**

How should I store HUMIRA?

- Store HUMIRA in the refrigerator between 36ºF to 46ºF (2ºC to 8ºC). Store HUMIRA in the original carton until use to protect it from light.
- **Do not** freeze HUMIRA. **Do not** use HUMIRA if frozen, even if it has been thawed.
- Refrigerated HUMIRA may be used until the expiration date printed on the HUMIRA carton, dose tray or prefilled syringe. **Do not** use HUMIRA after the expiration date.
- If needed, for example when you are traveling, you may also store HUMIRA at room temperature up to 77°F (25°C) for up to **14** days. Store HUMIRA in the original carton until use to protect it from light.
- Throw away HUMIRA if it has been kept at room temperature and not been used within **14** days.
- Record the date you first remove HUMIRA from the refrigerator in the spaces provided on the carton and dose tray.
- Do not store HUMIRA in extreme heat or cold.
- Do not use a prefilled syringe if the liquid is cloudy, discolored, or has flakes or particles in it.
- Do not drop or crush HUMIRA. The prefilled syringe is glass.
- Keep HUMIRA, injection supplies, and all other medicines out of the reach of children.

This Instructions for Use has been approved by the U.S. Food and Drug Administration.

Manufactured by:

AbbVie Inc.

North Chicago, IL 60064, U.S A.

US License Number 1889

03-B354

Revised: 06/2016