US 20050210035A1

(19) United States

(12) Patent Application Publication (10) Pub. No.: US 2005/0210035 A1

Kester et al. (43) Pub. Date: Sep. 22, 2005

(54) SYSTEM AND METHOD OF MONITORING AND CONTROLLING APPLICATION FILES

(76) Inventors: **Harold M. Kester**, Cardiff, CA (US); **Nicole Kester Jones, legal representative**, San Diego, CA (US); **John Ross Dimm**, San Diego, CA (US); **Mark Richard Anderson**, Tempe, AZ (US); **Joseph Papa**, Carlsbad, CA (US)

Correspondence Address:
KNOBBE MARTENS OLSON & BEAR LLP
2040 MAIN STREET
FOURTEENTH FLOOR
IRVINE, CA 92614 (US)

(21) Appl. No.: **11/134,815**

(22) Filed: **May 19, 2005**

Related U.S. Application Data

(63) Continuation-in-part of application No. 10/390,547, filed on Mar. 14, 2003.

Publication Classification

(51) **Int. Cl.**[7] **G06F 17/30**

(52) **U.S. Cl.** **707/10**

(57) **ABSTRACT**

A system and method for updating, monitoring, and controlling applications on a workstation. The workstation includes a workstation management module configured to detect the launch or request to access a network by an application. A workstation application server receives data associated with the application from the workstation. The application server module can determine one or more policies or categories to associate with the application by referencing an application inventory database. Once the application server module has the category or policy, it forwards a hash/policy table to the workstation management module. Upon receipt of the hash/policy table, the workstation management module applies the policy that is associated with the application to control network access by the application.

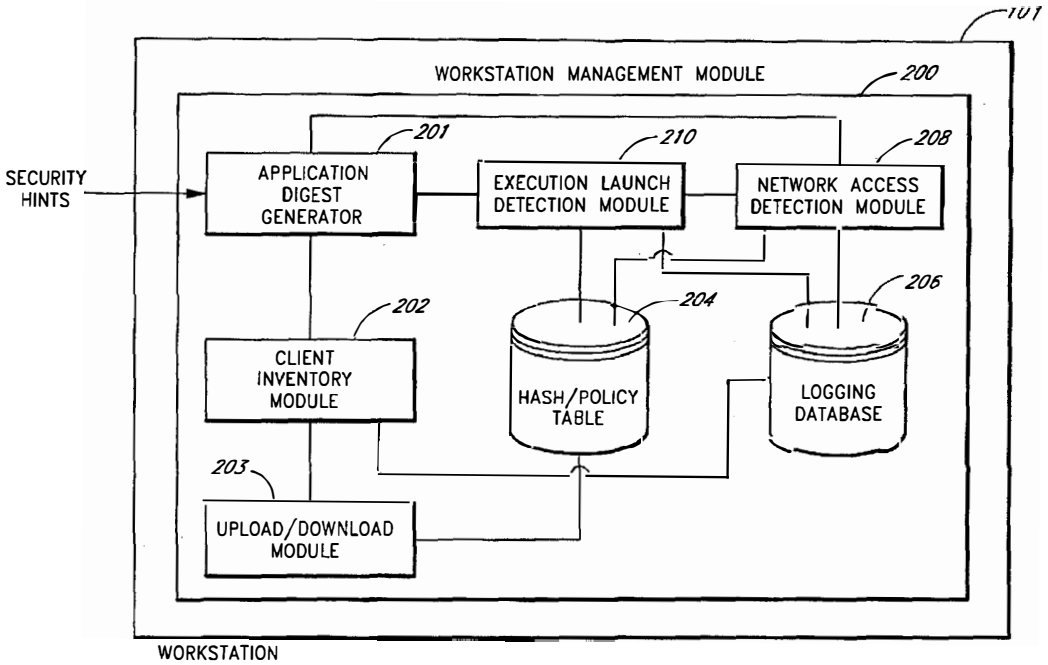

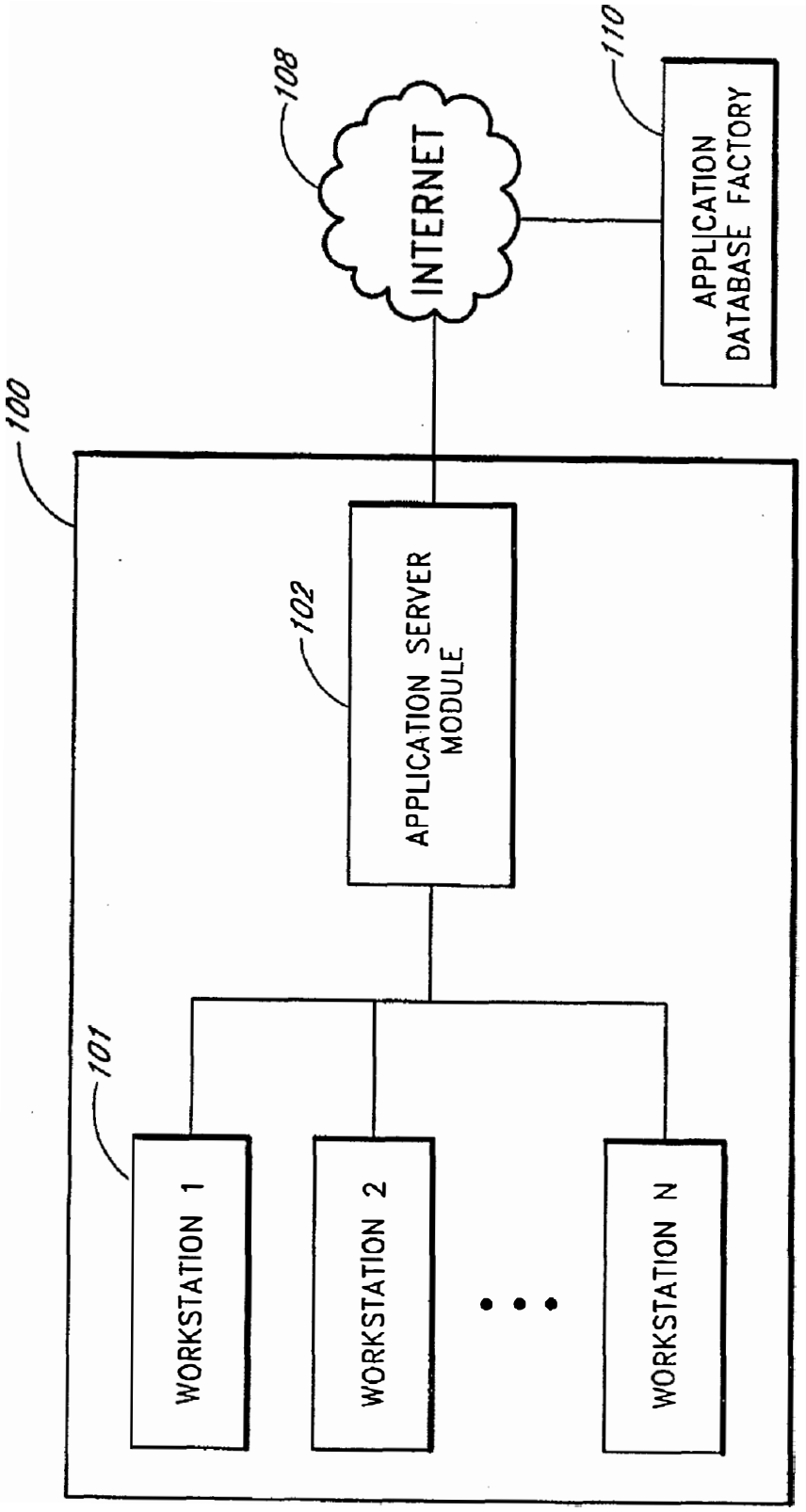
100
101
WORKSTATION 1
WORKSTATION 2
WORKSTATION N
102
APPLICATION SERVER MODULE
108
INTERNET
110
APPLICATION DATABASE FACTORY

FIG. 1

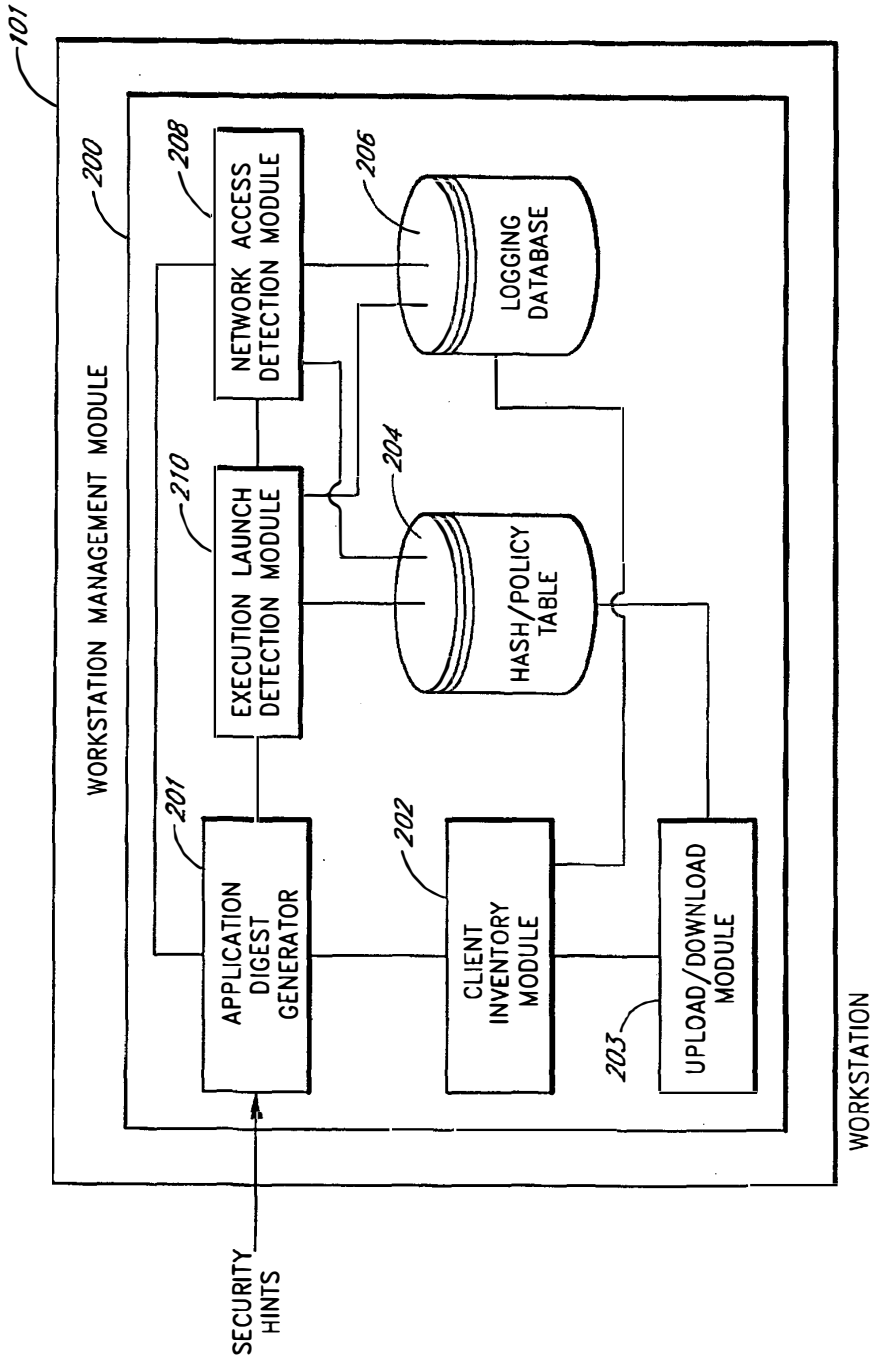
101
200
WORKSTATION MANAGEMENT MODULE
208
NETWORK ACCESS DETECTION MODULE
206
LOGGING DATABASE
210
EXECUTION LAUNCH DETECTION MODULE
204
HASH/POLICY TABLE
201
APPLICATION DIGEST GENERATOR
202
CLIENT INVENTORY MODULE
203
UPLOAD/DOWNLOAD MODULE
WORKSTATION
SECURITY HINTS

FIG. 2

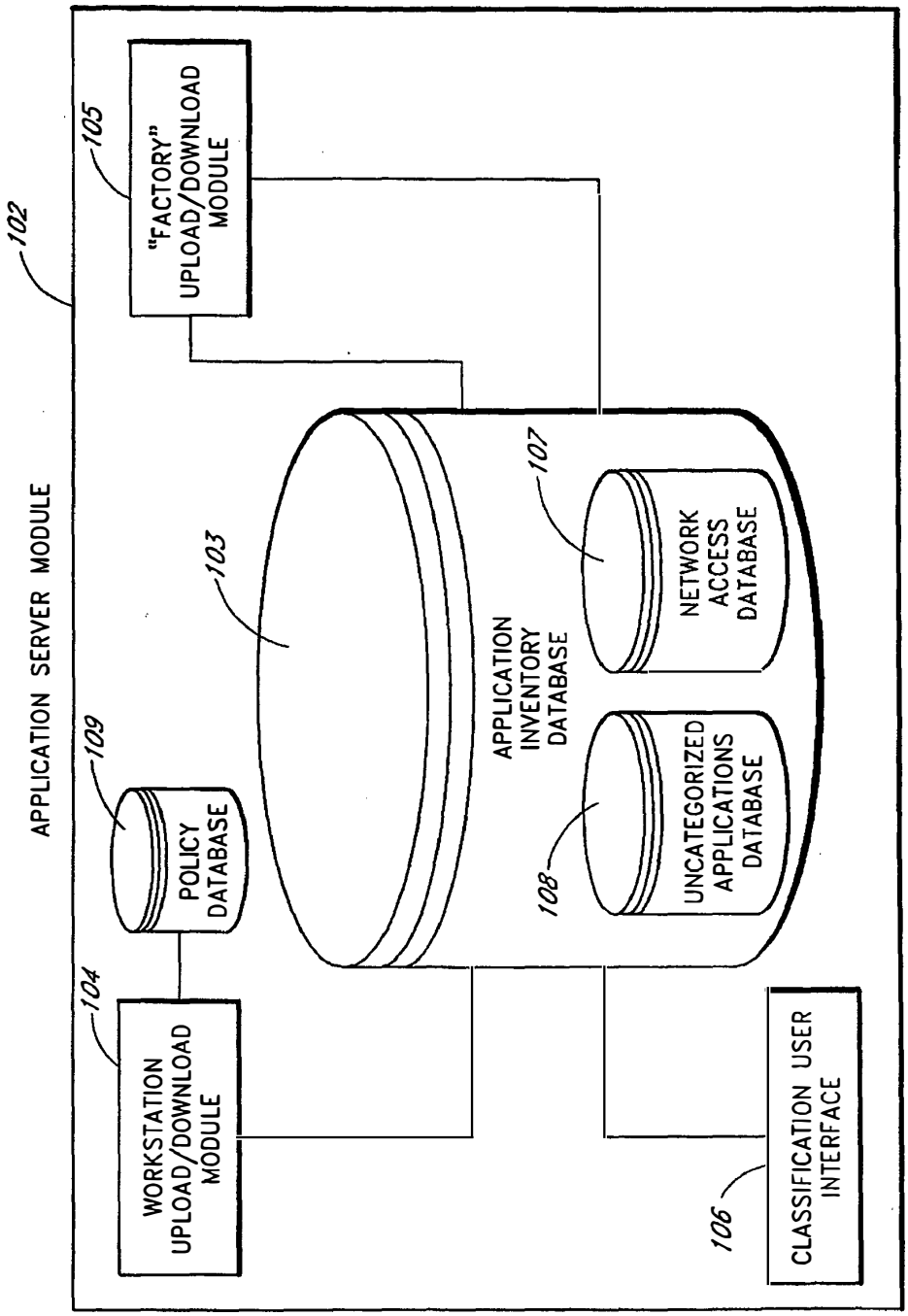
APPLICATION SERVER MODULE
102
"FACTORY" UPLOAD/DOWNLOAD MODULE
105
103
APPLICATION INVENTORY DATABASE
107
NETWORK ACCESS DATABASE
108
UNCATEGORIZED APPLICATIONS DATABASE
109
POLICY DATABASE
104
WORKSTATION UPLOAD/DOWNLOAD MODULE
106
CLASSIFICATION USER INTERFACE

FIG. 3

FIG. 4A

Parent group	Category	Security VC	Liability VC	Productivity VC
System				
	Operating Systems			
	Device Drivers			
	File Management			
	Installers			
	Miscellaneous Utilities			
Access/Privacy				
	Anti-virus Software			
	Authentication			
	Encryption			
	Firewalls			
	Hacking	X	X	
	Remote Access			
	Spyware	X		
	System Audit			
Productivity				
	Contact Managers			
	CRM			
	Data Warehouse, Analytics, Reporting			
	Database			
	Document Viewers			
	ERP/SCM			
	Graphics			
	Infrastructure			
	Presentation			
	Project Managers			
	Proprietary			
	Reference			
	Search/Retrieval/Knowledge Management			
	Software Development			
	Spreadsheets			
	Suite/integrated			
	Web/Desktop Publishing			
	Word Processing			
Communication				
	Collaboration			
	Dedicated Browsers			X
	Email			
	Instant Messaging			
	P2P Filesharing		X	
	Telephone/Conference/Fax			
	Web Browser			
Audio/Video				
	Media Players			X
	Imaging			X
Entertainment				
	Adult		X	
	Gambling		X	
	Games			X
Malware				
	Malicious Applets and Scripts			

```
<NET_ACTIVITY_INFO masked_hash="aafd61a161ae747844bf128d1b61747a95472570" transport="TCP"
port="80" ip="207.46.248.112" />
<NET_ACTIVITY_INFO masked_hash="473c07b881a1dc164206b95e61b8df20080d787c" transport="TCP"
port="80" ip="207.46.250.222" />
<NET_ACTIVITY_INFO masked_hash="473c07b881a1dc164206b95e61b8df20080d787c" transport="TCP"
port="443" ip="209.98.208.1" />
<NET_ACTIVITY_INFO masked_hash="c5e40cd2ee6c99a078e9b35e3a778f35d117clac" transport="UDP"
port="34047" ip="96.11.172.240" />
<NET_ACTIVITY_INFO masked_hash="4083b909153e7c1a2d38a39c08fc3912062b7196" transport="UDP"
port="2967" ip="128.0.0.109" />
<NET_ACTIVITY_INFO masked_hash="c5e40cd2ee6c99a078e9b35e3a778f35d117c1ac" transport="UDP"
port="7553" ip="96.219.68.240" />
```

FIG. 4B

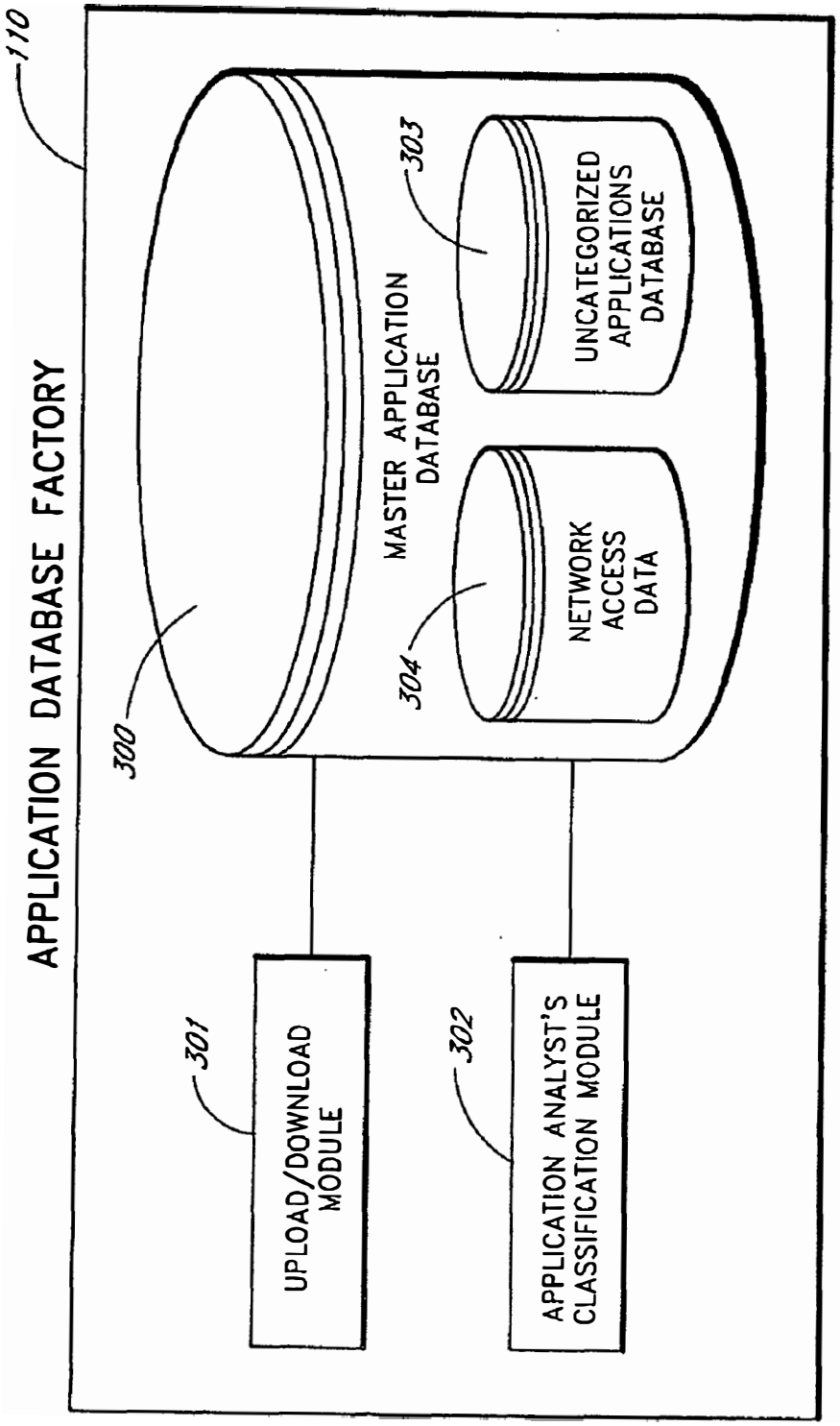
110
APPLICATION DATABASE FACTORY
300
MASTER APPLICATION DATABASE
303
UNCATEGORIZED APPLICATIONS DATABASE
304
NETWORK ACCESS DATA
301
UPLOAD/DOWNLOAD MODULE
302
APPLICATION ANALYST'S CLASSIFICATION MODULE

FIG. 5

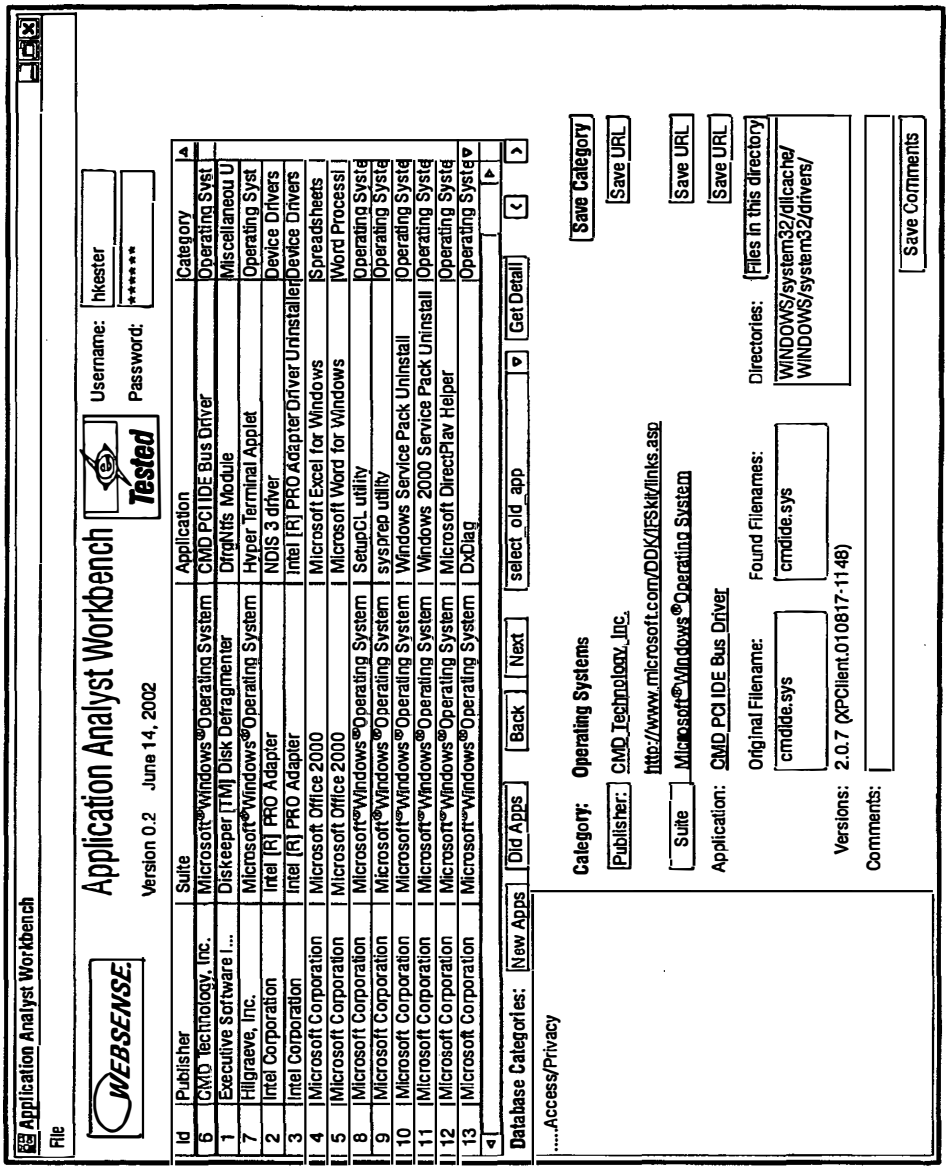
Application Analyst Workbench
File
WEBSENSE
Application Analyst Workbench
Tested
Version 0.2 June 14, 2002
Username: hkester
Password: ******
Id | Publisher | Suite | Application | Category
6 | CMD Technology, Inc. | Microsoft®Windows®Operating System | CMD PCI IDE Bus Driver | Operating Syst
1 | Executive Software I... | Diskeeper [TM] Disk Defragmenter | DfrgNtfs Module | Miscellaneou U
7 | Hilgraeve, Inc. | Microsoft®Windows®Operating System | Hyper Terminal Applet | Operating Syst
2 | Intel Corporation | Intel [R] PRO Adapter | NDIS 3 driver | Device Drivers
3 | Intel Corporation | Intel [R] PRO Adapter | Intel [R] PRO AdapterDriver Uninstaller | Device Drivers
4 | Microsoft Corporation | Microsoft Office 2000 | Microsoft Excel for Windows | Spreadsheets
5 | Microsoft Corporation | Microsoft Office 2000 | Microsoft Word for Windows | Word Processi
8 | Microsoft Corporation | Microsoft®Windows®Operating System | SetupCL utility | Operating Syste
9 | Microsoft Corporation | Microsoft®Windows®Operating System | sysprep utility | Operating Syste
10 | Microsoft Corporation | Microsoft®Windows®Operating System | Windows Service Pack Uninstall | Operating Syste
11 | Microsoft Corporation | Microsoft®Windows®Operating System | Windows 2000 Service Pack Uninstall | Operating Syste
12 | Microsoft Corporation | Microsoft®Windows®Operating System | Microsoft DirectPlay Helper | Operating Syste
13 | Microsoft Corporation | Microsoft®Windows®Operating System | DxDiag | Operating Syste
Database Categories: New Apps | Old Apps | Back | Next | select_old_app | Get Detail
....Access/Privacy
Category: Operating Systems
Save Category
Publisher: CMD Technology, Inc.
Save URL
http://www.microsoft.com/DDK/IFSkit/links.asp
Suite Microsoft®Windows®Operating System
Save URL
Application: CMD PCI IDE Bus Driver
Save URL
Original Filename: cmdide.sys
Found Filenames: cmdide.sys
Directories: Files in this directory
WINDOWS/system32/dllcache/
WINDOWS/system32/drivers/
Versions: 2.0.7 (XPClient.010817-1148)
Comments:
Save Comments

FIG. 6

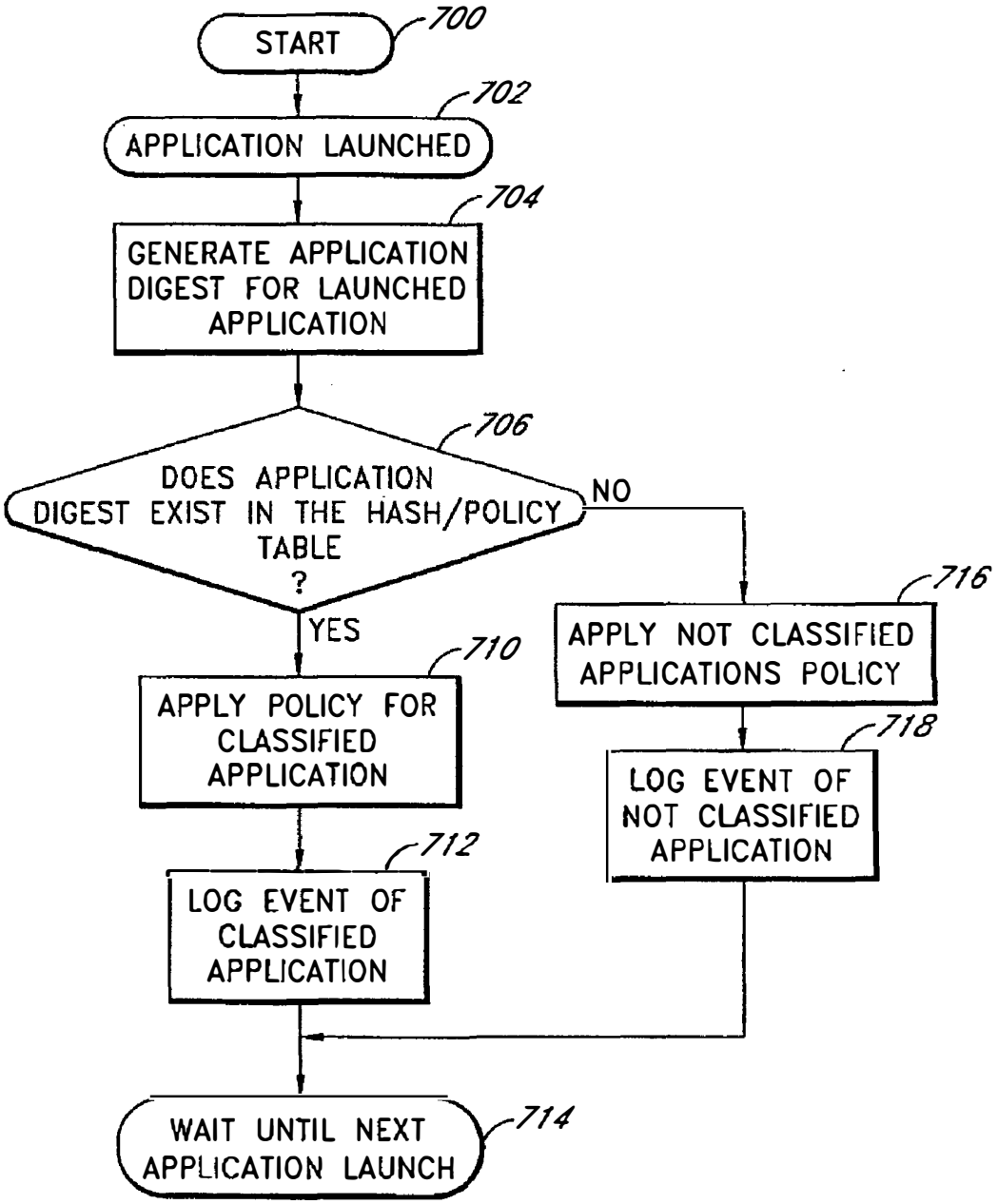
START
700
APPLICATION LAUNCHED
702
GENERATE APPLICATION DIGEST FOR LAUNCHED APPLICATION
704
DOES APPLICATION DIGEST EXIST IN THE HASH/POLICY TABLE ?
706
NO
YES
APPLY POLICY FOR CLASSIFIED APPLICATION
710
LOG EVENT OF CLASSIFIED APPLICATION
712
APPLY NOT CLASSIFIED APPLICATIONS POLICY
716
LOG EVENT OF NOT CLASSIFIED APPLICATION
718
WAIT UNTIL NEXT APPLICATION LAUNCH
714

FIG. 7

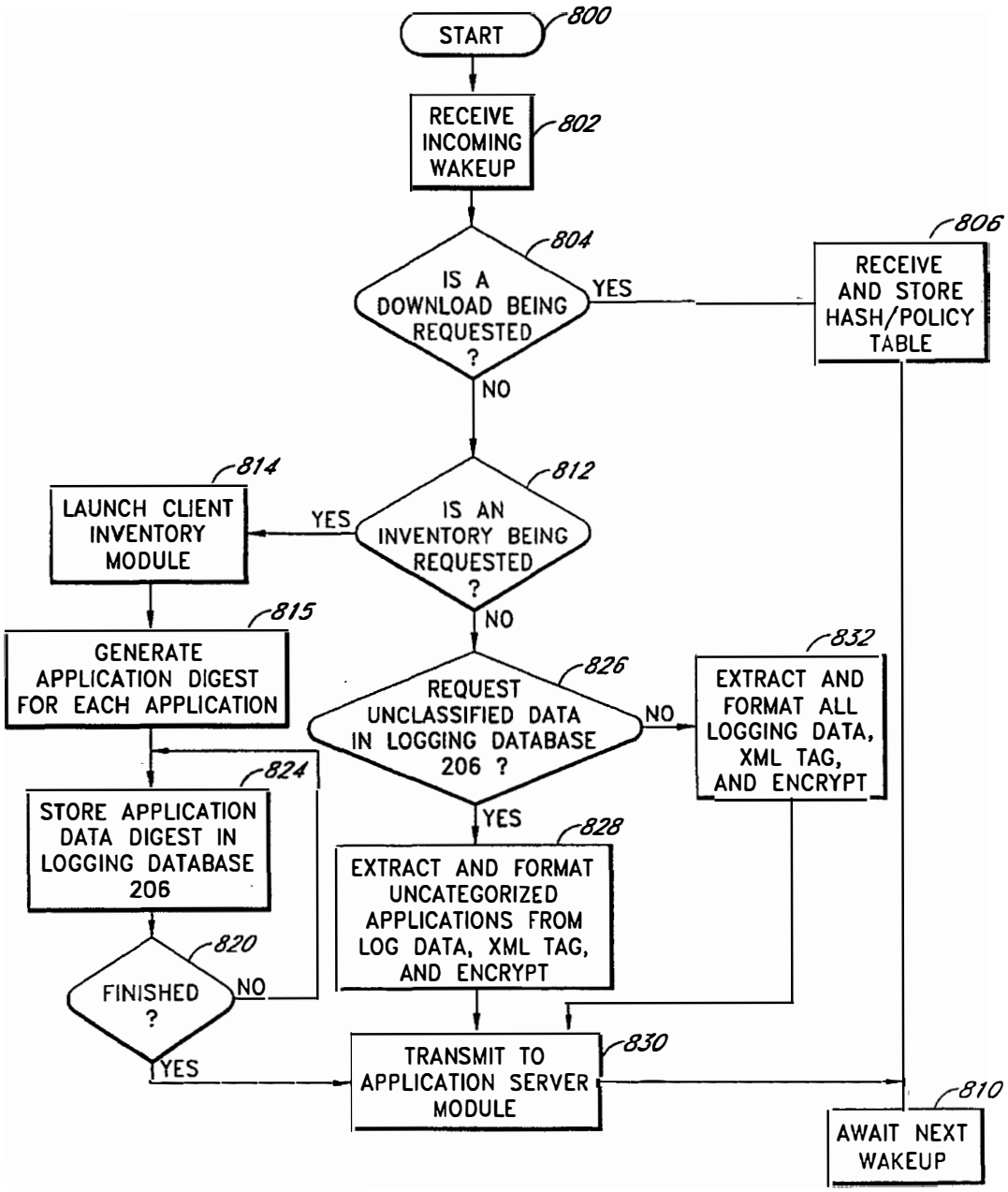
START
800
RECEIVE INCOMING WAKEUP
802
IS A DOWNLOAD BEING REQUESTED ?
804
YES
RECEIVE AND STORE HASH/POLICY TABLE
806
NO
IS AN INVENTORY BEING REQUESTED ?
812
YES
LAUNCH CLIENT INVENTORY MODULE
814
NO
GENERATE APPLICATION DIGEST FOR EACH APPLICATION
815
REQUEST UNCLASSIFIED DATA IN LOGGING DATABASE 206 ?
826
NO
EXTRACT AND FORMAT ALL LOGGING DATA, XML TAG, AND ENCRYPT
832
STORE APPLICATION DATA DIGEST IN LOGGING DATABASE 206
824
YES
EXTRACT AND FORMAT UNCATEGORIZED APPLICATIONS FROM LOG DATA, XML TAG, AND ENCRYPT
828
FINISHED ?
820
NO
YES
TRANSMIT TO APPLICATION SERVER MODULE
830
AWAIT NEXT WAKEUP
810

FIG. 8

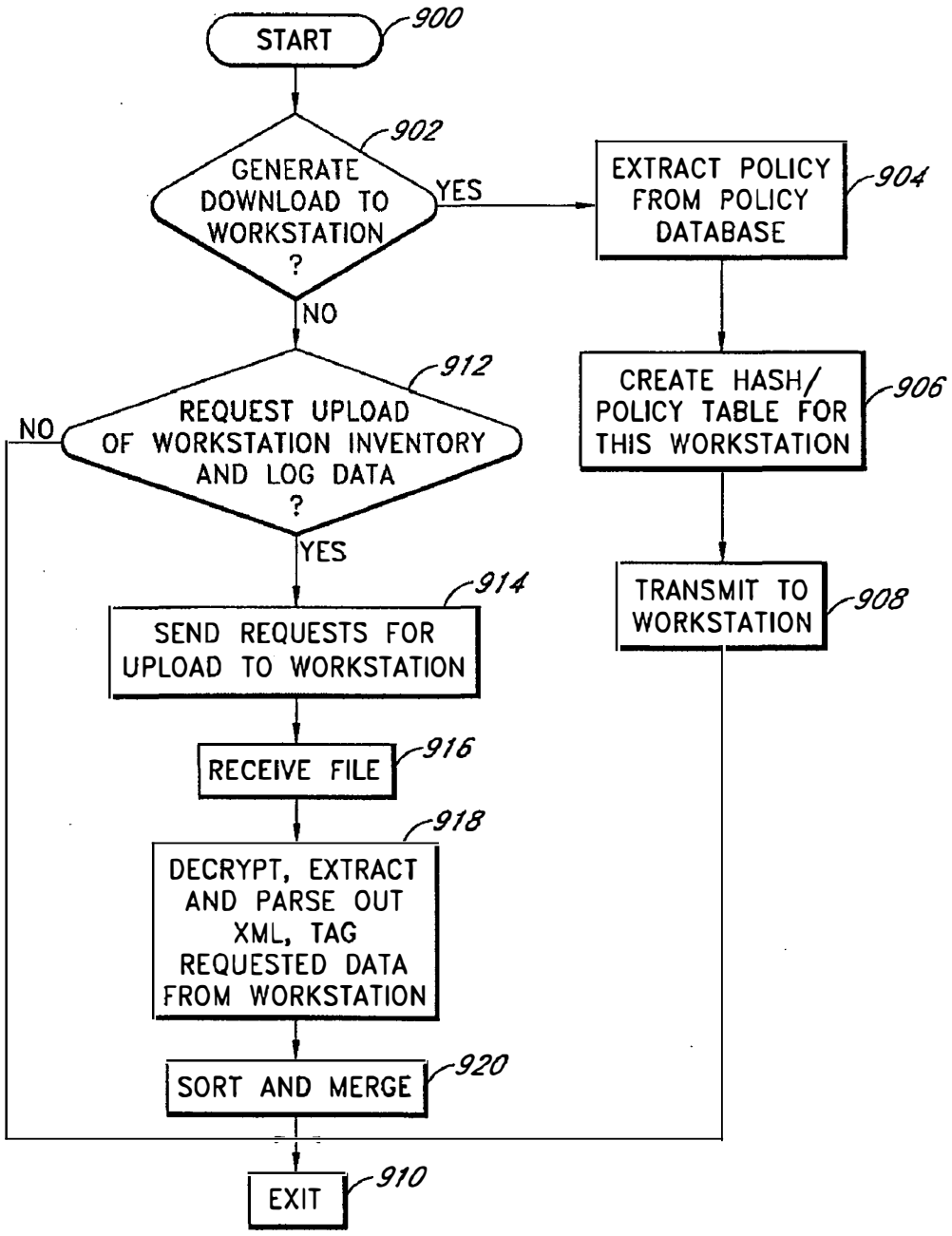
START
900
GENERATE DOWNLOAD TO WORKSTATION ?
902
YES
NO
EXTRACT POLICY FROM POLICY DATABASE
904
CREATE HASH/ POLICY TABLE FOR THIS WORKSTATION
906
TRANSMIT TO WORKSTATION
908
REQUEST UPLOAD OF WORKSTATION INVENTORY AND LOG DATA ?
912
NO
YES
SEND REQUESTS FOR UPLOAD TO WORKSTATION
914
RECEIVE FILE
916
DECRYPT, EXTRACT AND PARSE OUT XML, TAG REQUESTED DATA FROM WORKSTATION
918
SORT AND MERGE
920
EXIT
910

FIG. 9

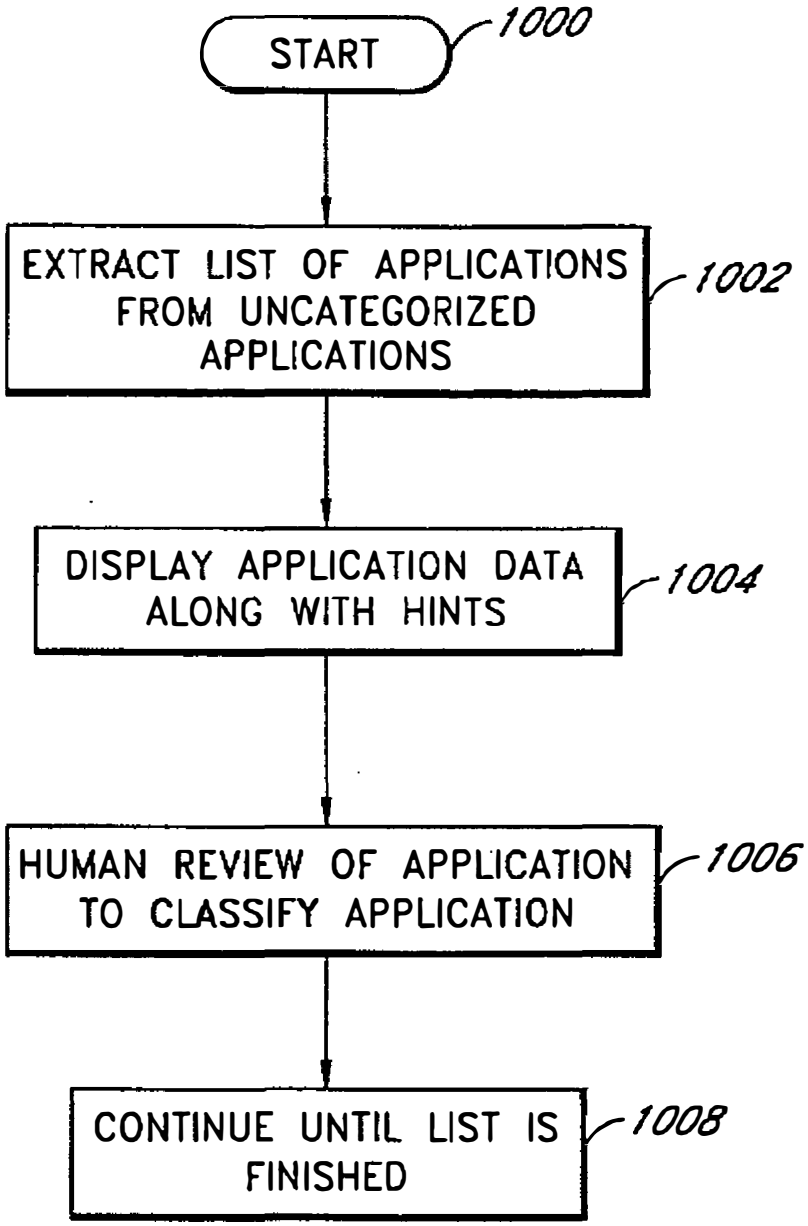
START
1000
EXTRACT LIST OF APPLICATIONS FROM UNCATEGORIZED APPLICATIONS
1002
DISPLAY APPLICATION DATA ALONG WITH HINTS
1004
HUMAN REVIEW OF APPLICATION TO CLASSIFY APPLICATION
1006
CONTINUE UNTIL LIST IS FINISHED
1008

FIG. 10

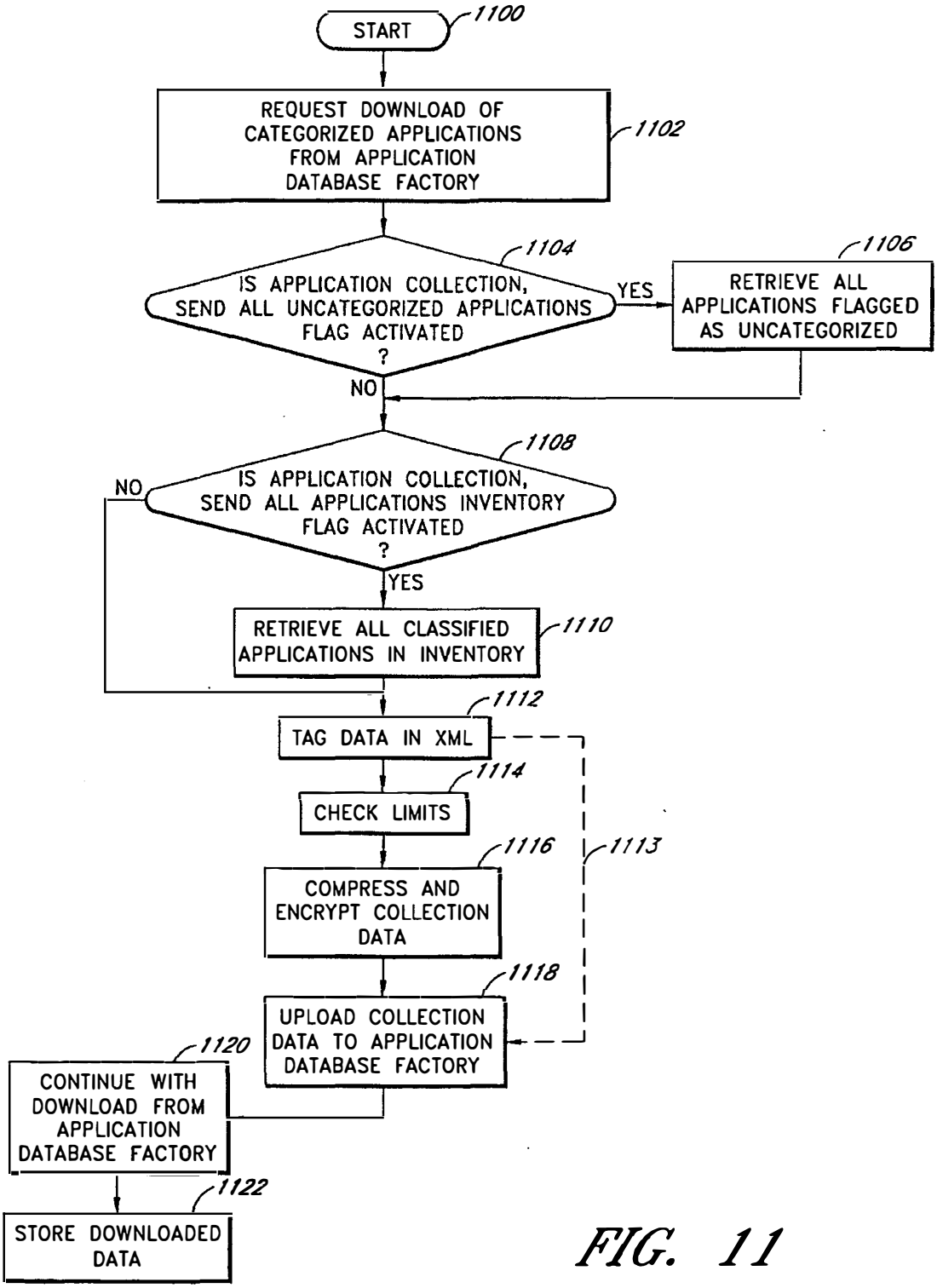
START
1100
REQUEST DOWNLOAD OF CATEGORIZED APPLICATIONS FROM APPLICATION DATABASE FACTORY
1102
IS APPLICATION COLLECTION, SEND ALL UNCATEGORIZED APPLICATIONS FLAG ACTIVATED ?
1104
YES
RETRIEVE ALL APPLICATIONS FLAGGED AS UNCATEGORIZED
1106
NO
IS APPLICATION COLLECTION, SEND ALL APPLICATIONS INVENTORY FLAG ACTIVATED ?
1108
NO
YES
RETRIEVE ALL CLASSIFIED APPLICATIONS IN INVENTORY
1110
TAG DATA IN XML
1112
CHECK LIMITS
1114
COMPRESS AND ENCRYPT COLLECTION DATA
1116
1113
UPLOAD COLLECTION DATA TO APPLICATION DATABASE FACTORY
1118
CONTINUE WITH DOWNLOAD FROM APPLICATION DATABASE FACTORY
1120
STORE DOWNLOADED DATA
1122

FIG. 11

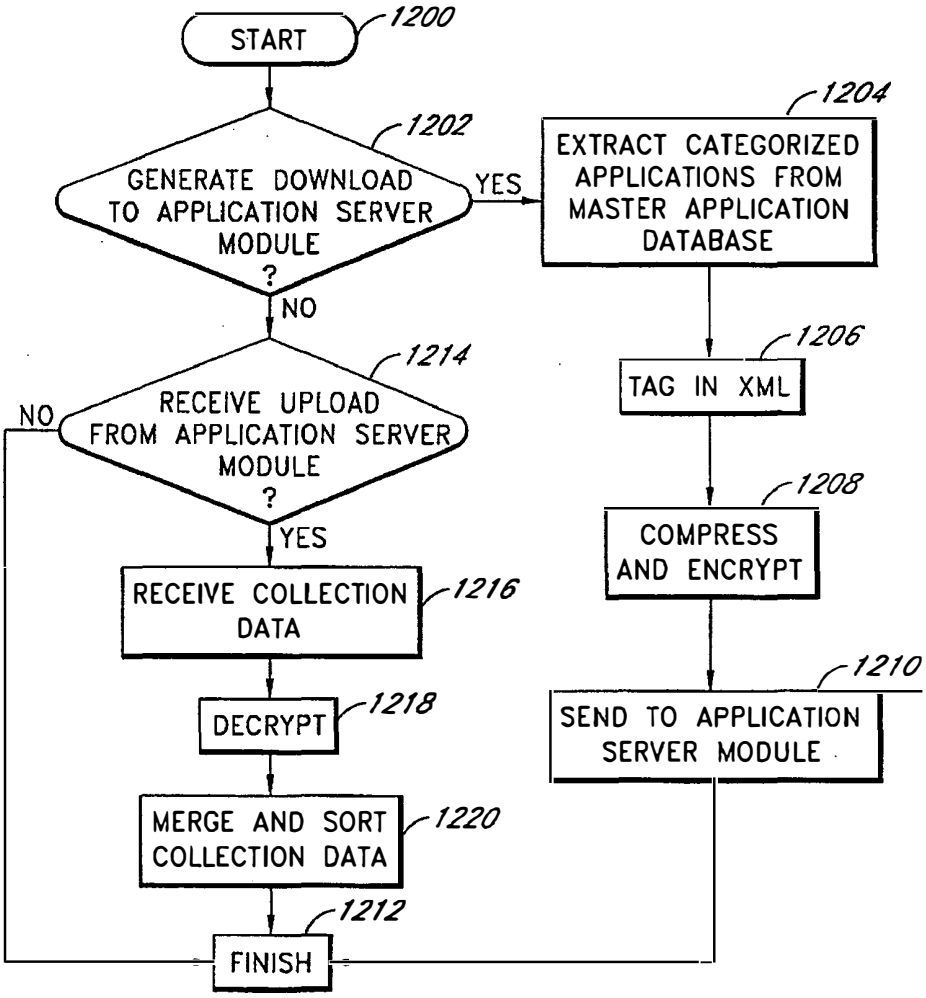
START
1200
GENERATE DOWNLOAD TO APPLICATION SERVER MODULE ?
1202
YES
NO
EXTRACT CATEGORIZED APPLICATIONS FROM MASTER APPLICATION DATABASE
1204
TAG IN XML
1206
COMPRESS AND ENCRYPT
1208
SEND TO APPLICATION SERVER MODULE
1210
RECEIVE UPLOAD FROM APPLICATION SERVER MODULE ?
1214
NO
YES
RECEIVE COLLECTION DATA
1216
DECRYPT
1218
MERGE AND SORT COLLECTION DATA
1220
FINISH
1212

FIG. 12

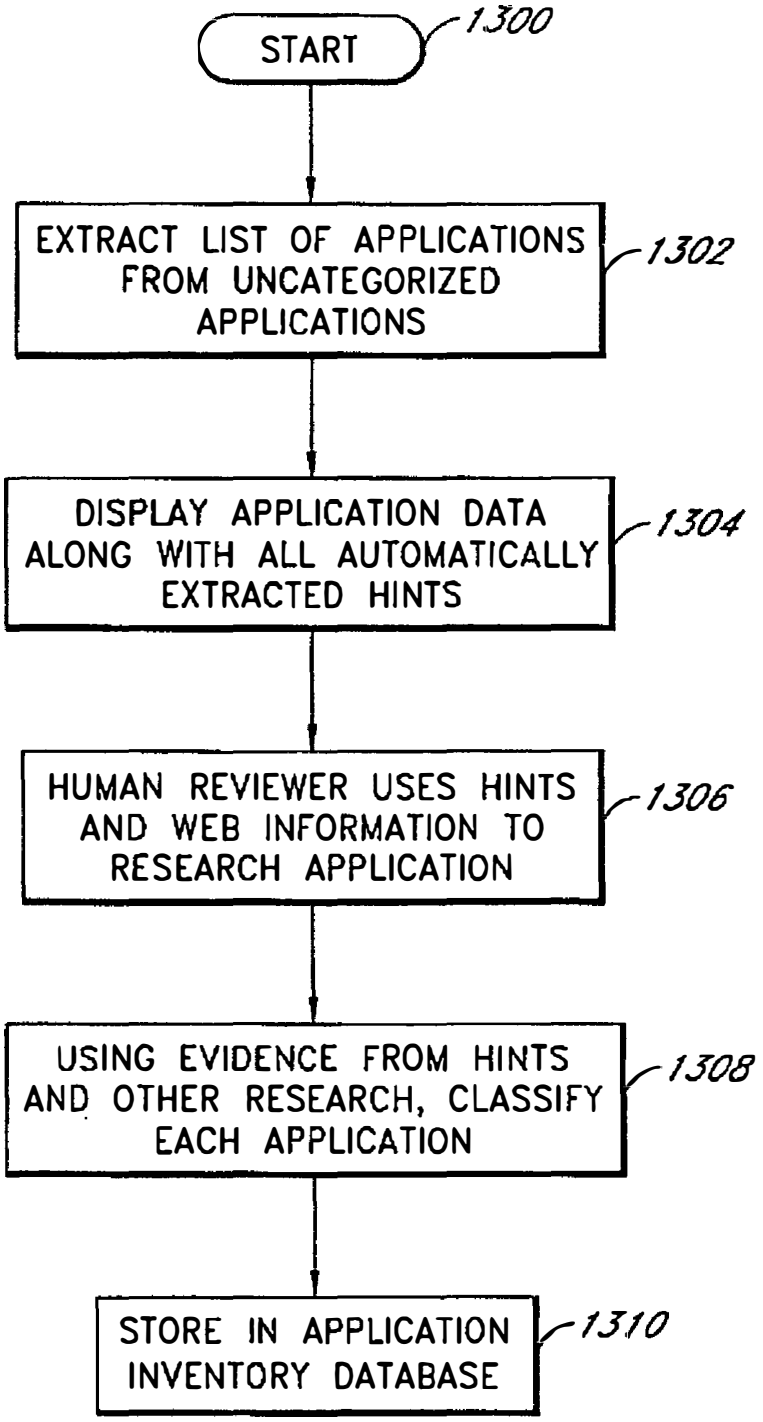
START
1300
EXTRACT LIST OF APPLICATIONS FROM UNCATEGORIZED APPLICATIONS
1302
DISPLAY APPLICATION DATA ALONG WITH ALL AUTOMATICALLY EXTRACTED HINTS
1304
HUMAN REVIEWER USES HINTS AND WEB INFORMATION TO RESEARCH APPLICATION
1306
USING EVIDENCE FROM HINTS AND OTHER RESEARCH, CLASSIFY EACH APPLICATION
1308
STORE IN APPLICATION INVENTORY DATABASE
1310

FIG. 13

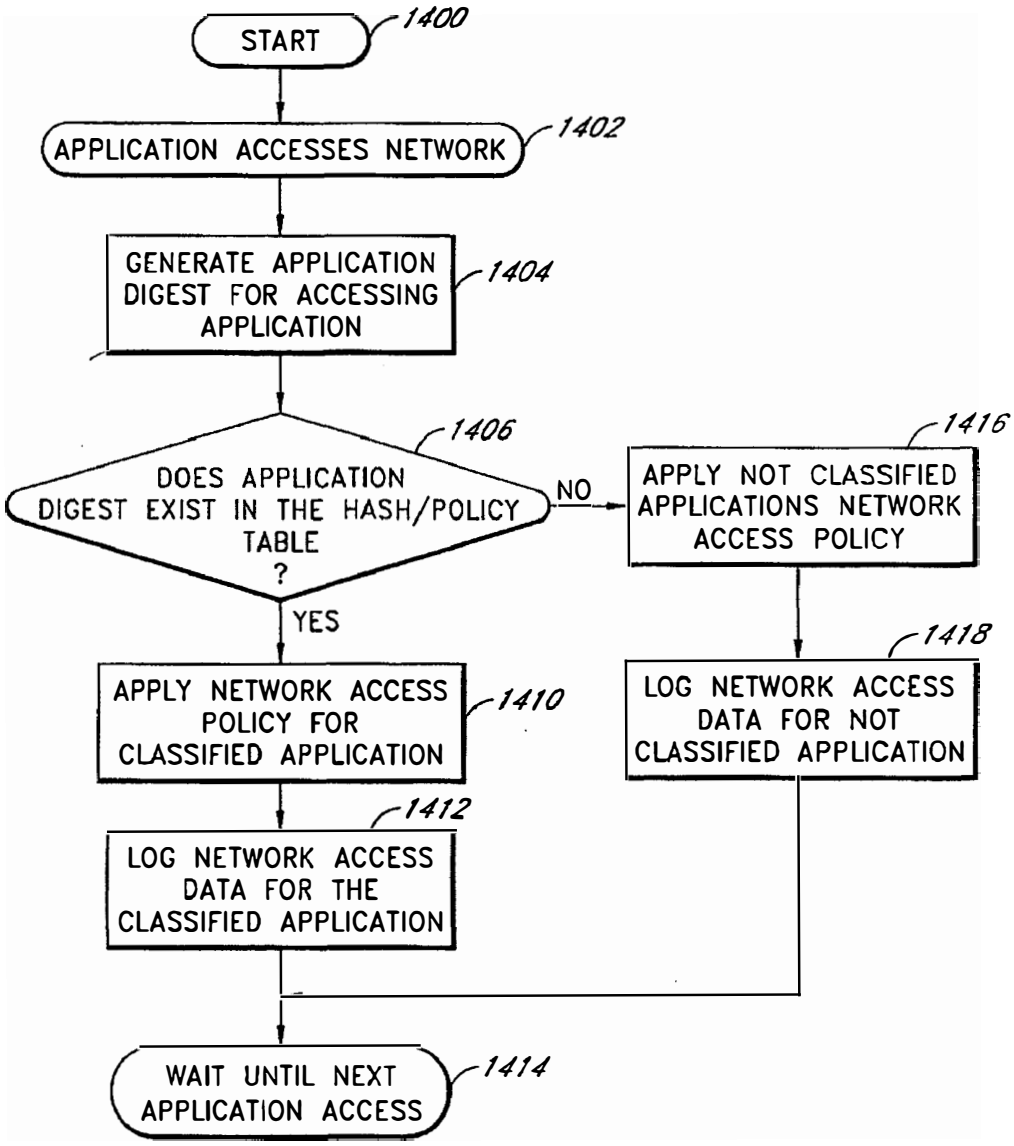
START
1400
APPLICATION ACCESSES NETWORK
1402
GENERATE APPLICATION DIGEST FOR ACCESSING APPLICATION
1404
DOES APPLICATION DIGEST EXIST IN THE HASH/POLICY TABLE ?
1406
NO
YES
APPLY NOT CLASSIFIED APPLICATIONS NETWORK ACCESS POLICY
1416
APPLY NETWORK ACCESS POLICY FOR CLASSIFIED APPLICATION
1410
LOG NETWORK ACCESS DATA FOR NOT CLASSIFIED APPLICATION
1418
LOG NETWORK ACCESS DATA FOR THE CLASSIFIED APPLICATION
1412
WAIT UNTIL NEXT APPLICATION ACCESS
1414

FIG. 14

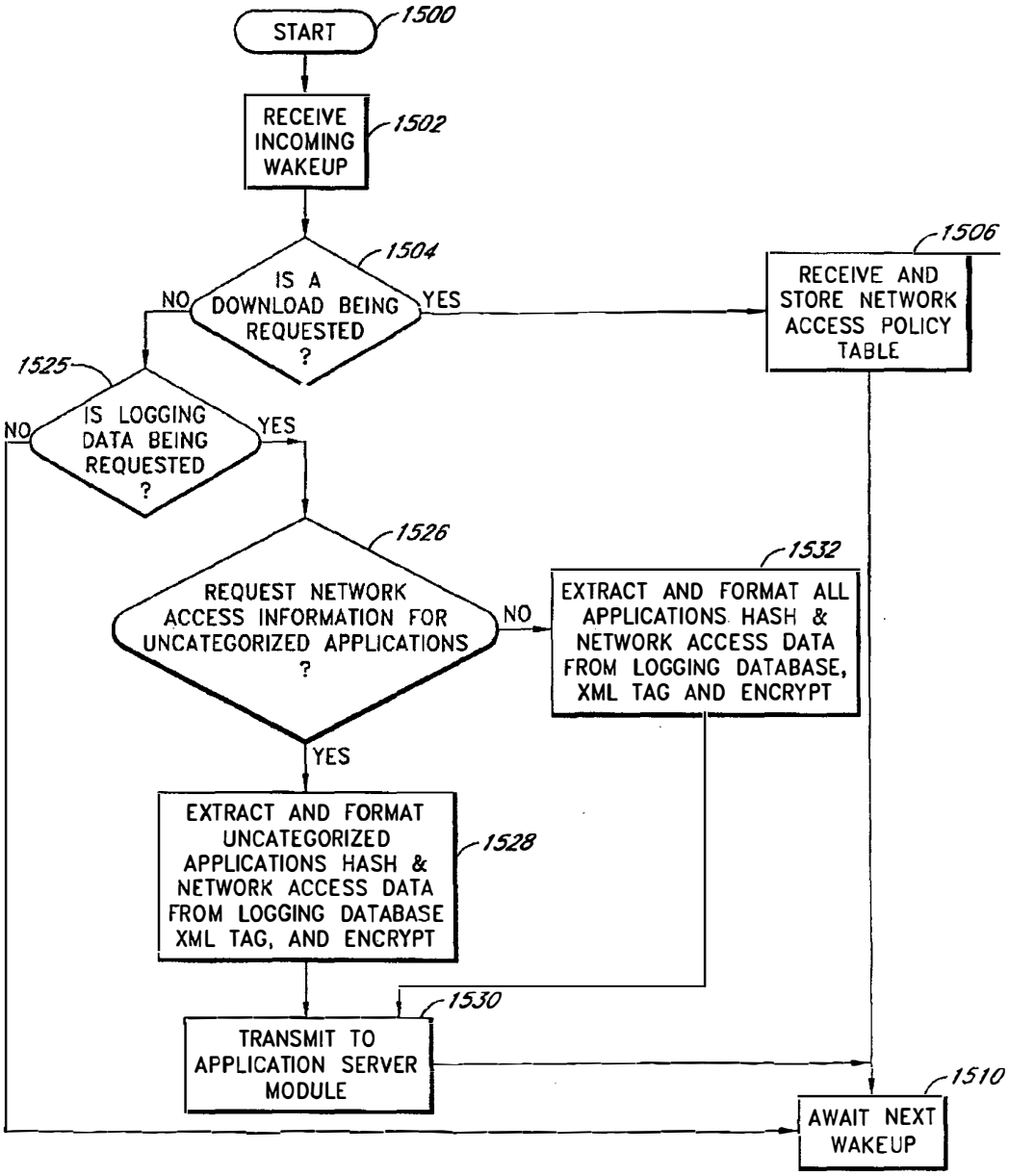
START
1500
RECEIVE INCOMING WAKEUP
1502
IS A DOWNLOAD BEING REQUESTED ?
1504
NO
YES
RECEIVE AND STORE NETWORK ACCESS POLICY TABLE
1506
IS LOGGING DATA BEING REQUESTED ?
1525
NO
YES
REQUEST NETWORK ACCESS INFORMATION FOR UNCATEGORIZED APPLICATIONS ?
1526
NO
YES
EXTRACT AND FORMAT ALL APPLICATIONS HASH & NETWORK ACCESS DATA FROM LOGGING DATABASE, XML TAG AND ENCRYPT
1532
EXTRACT AND FORMAT UNCATEGORIZED APPLICATIONS HASH & NETWORK ACCESS DATA FROM LOGGING DATABASE XML TAG, AND ENCRYPT
1528
TRANSMIT TO APPLICATION SERVER MODULE
1530
AWAIT NEXT WAKEUP
1510

FIG. 15

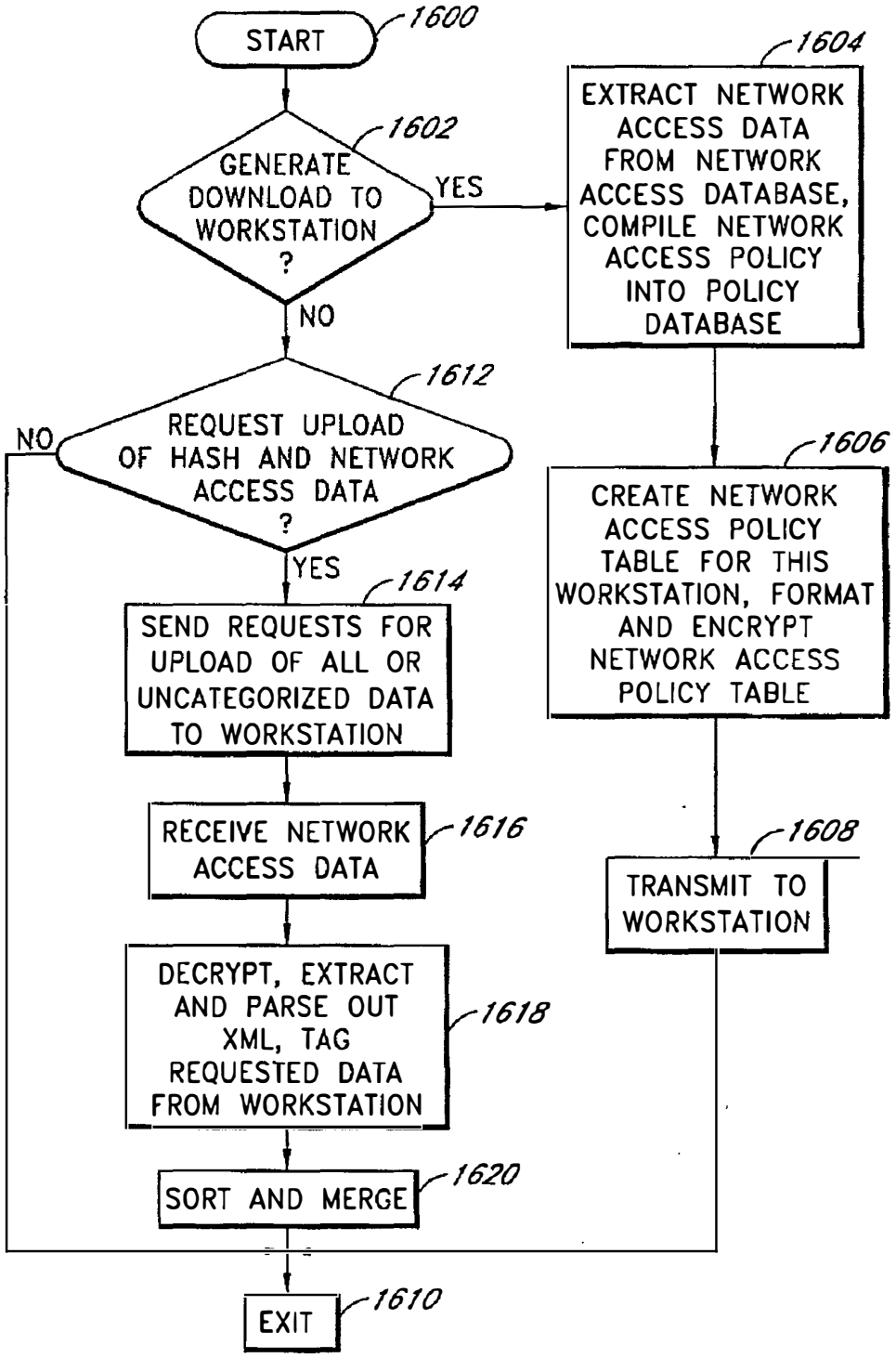
START
1600
GENERATE DOWNLOAD TO WORKSTATION ?
1602
YES
NO
EXTRACT NETWORK ACCESS DATA FROM NETWORK ACCESS DATABASE, COMPILE NETWORK ACCESS POLICY INTO POLICY DATABASE
1604
REQUEST UPLOAD OF HASH AND NETWORK ACCESS DATA ?
1612
NO
YES
CREATE NETWORK ACCESS POLICY TABLE FOR THIS WORKSTATION, FORMAT AND ENCRYPT NETWORK ACCESS POLICY TABLE
1606
SEND REQUESTS FOR UPLOAD OF ALL OR UNCATEGORIZED DATA TO WORKSTATION
1614
RECEIVE NETWORK ACCESS DATA
1616
TRANSMIT TO WORKSTATION
1608
DECRYPT, EXTRACT AND PARSE OUT XML, TAG REQUESTED DATA FROM WORKSTATION
1618
SORT AND MERGE
1620
EXIT
1610

FIG. 16

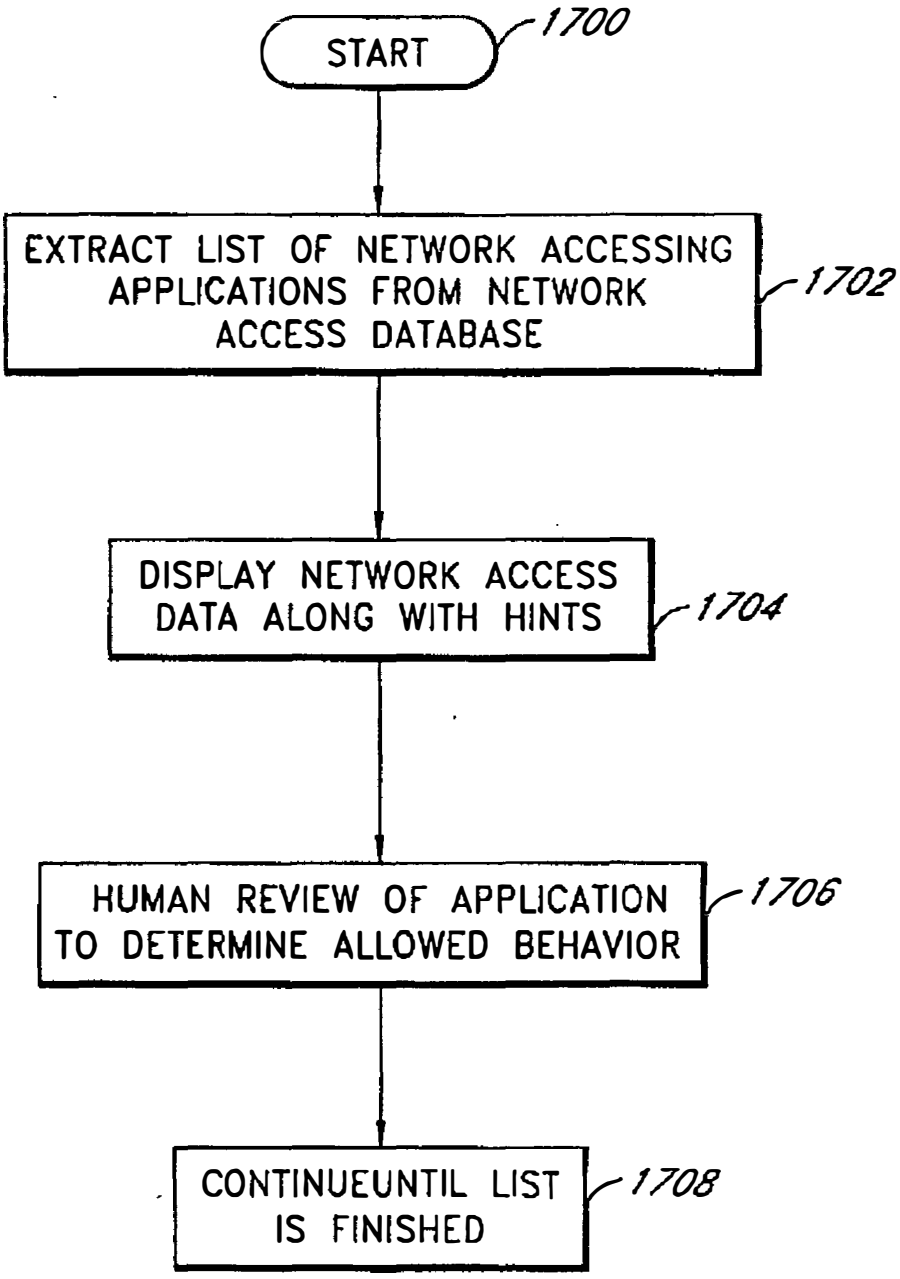
START
1700
EXTRACT LIST OF NETWORK ACCESSING APPLICATIONS FROM NETWORK ACCESS DATABASE
1702
DISPLAY NETWORK ACCESS DATA ALONG WITH HINTS
1704
HUMAN REVIEW OF APPLICATION TO DETERMINE ALLOWED BEHAVIOR
1706
CONTINUEUNTIL LIST IS FINISHED
1708

FIG. 17

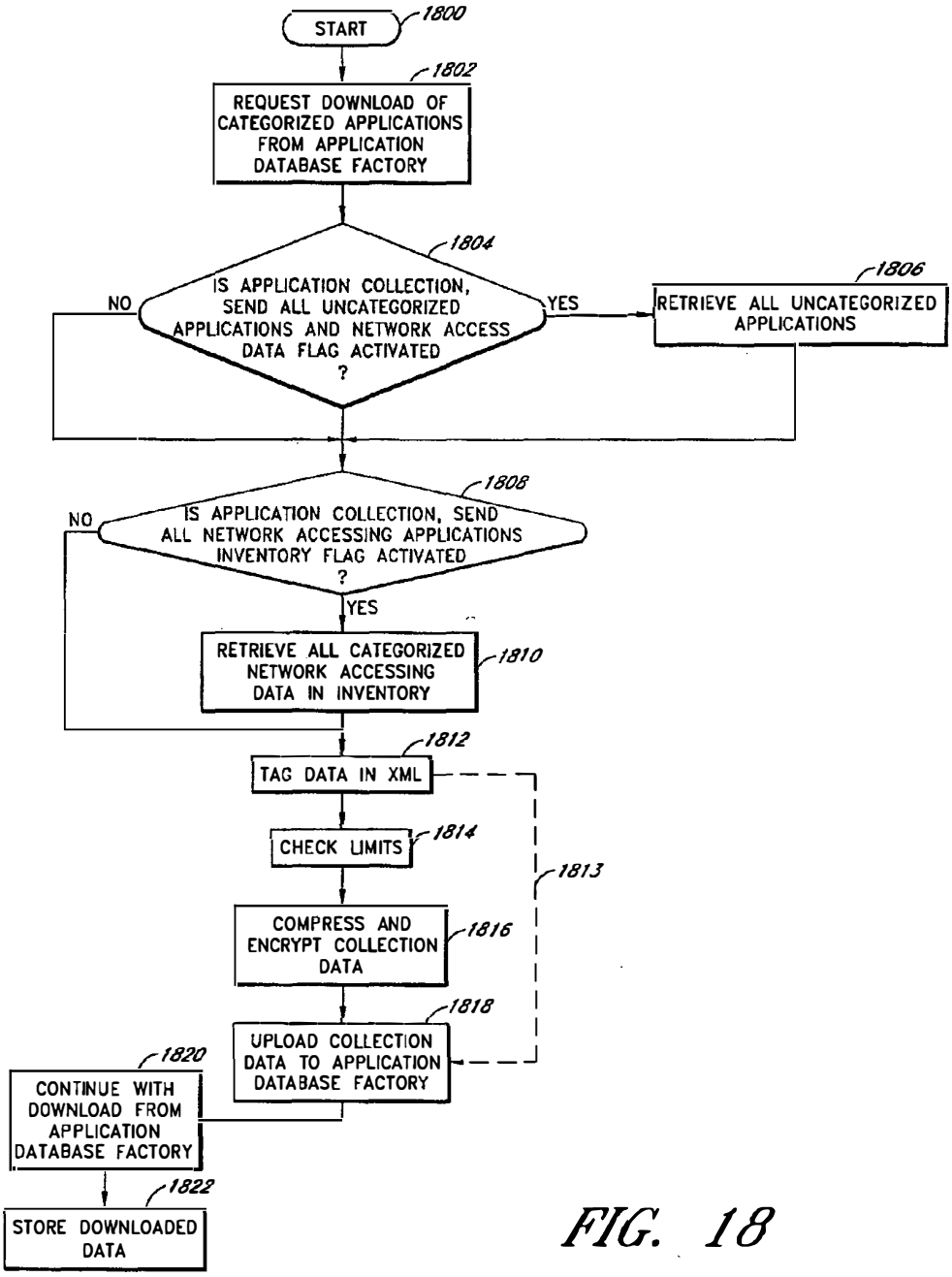
START
1800
1802
REQUEST DOWNLOAD OF CATEGORIZED APPLICATIONS FROM APPLICATION DATABASE FACTORY
1804
IS APPLICATION COLLECTION, SEND ALL UNCATEGORIZED APPLICATIONS AND NETWORK ACCESS DATA FLAG ACTIVATED ?
NO
YES
1806
RETRIEVE ALL UNCATEGORIZED APPLICATIONS
1808
IS APPLICATION COLLECTION, SEND ALL NETWORK ACCESSING APPLICATIONS INVENTORY FLAG ACTIVATED ?
NO
YES
RETRIEVE ALL CATEGORIZED NETWORK ACCESSING DATA IN INVENTORY
1810
1812
TAG DATA IN XML
CHECK LIMITS
1814
1813
COMPRESS AND ENCRYPT COLLECTION DATA
1816
1818
UPLOAD COLLECTION DATA TO APPLICATION DATABASE FACTORY
1820
CONTINUE WITH DOWNLOAD FROM APPLICATION DATABASE FACTORY
1822
STORE DOWNLOADED DATA

FIG. 18

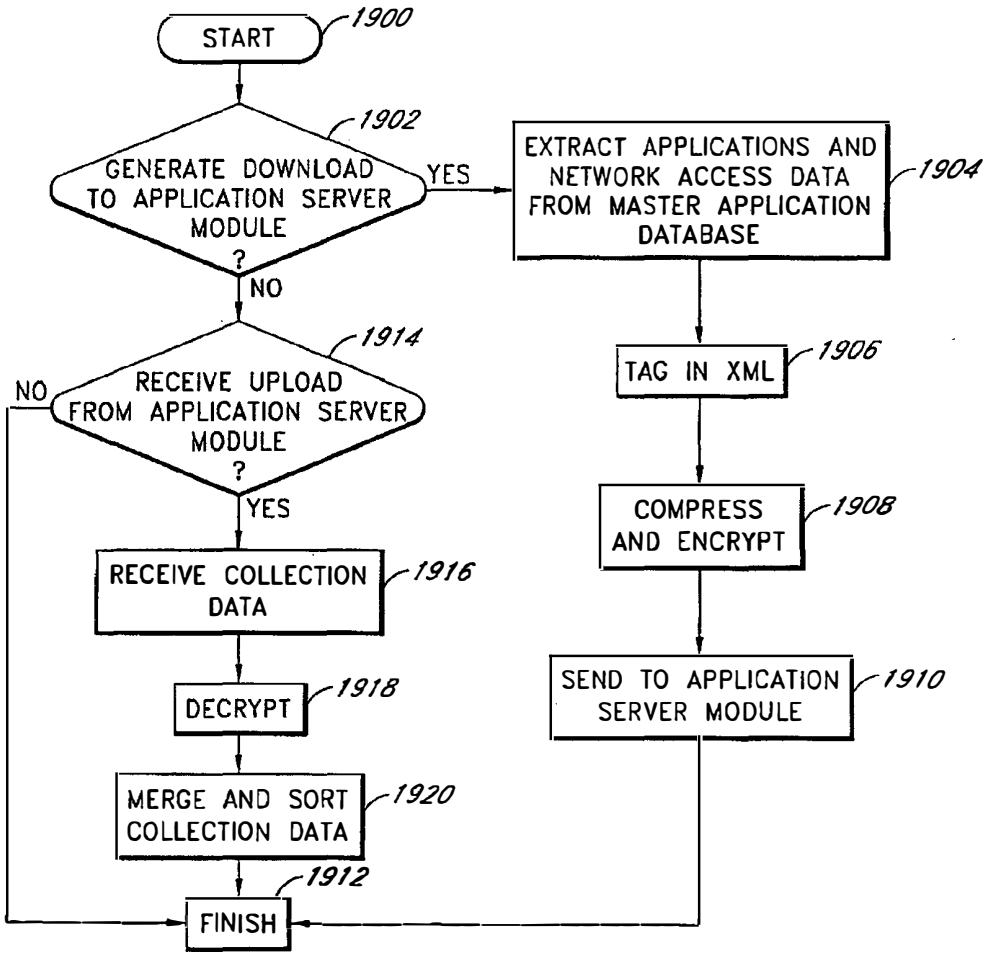
START
1900
GENERATE DOWNLOAD TO APPLICATION SERVER MODULE ?
1902
YES
NO
EXTRACT APPLICATIONS AND NETWORK ACCESS DATA FROM MASTER APPLICATION DATABASE
1904
TAG IN XML
1906
COMPRESS AND ENCRYPT
1908
SEND TO APPLICATION SERVER MODULE
1910
RECEIVE UPLOAD FROM APPLICATION SERVER MODULE ?
1914
NO
YES
RECEIVE COLLECTION DATA
1916
DECRYPT
1918
MERGE AND SORT COLLECTION DATA
1920
FINISH
1912

FIG. 19

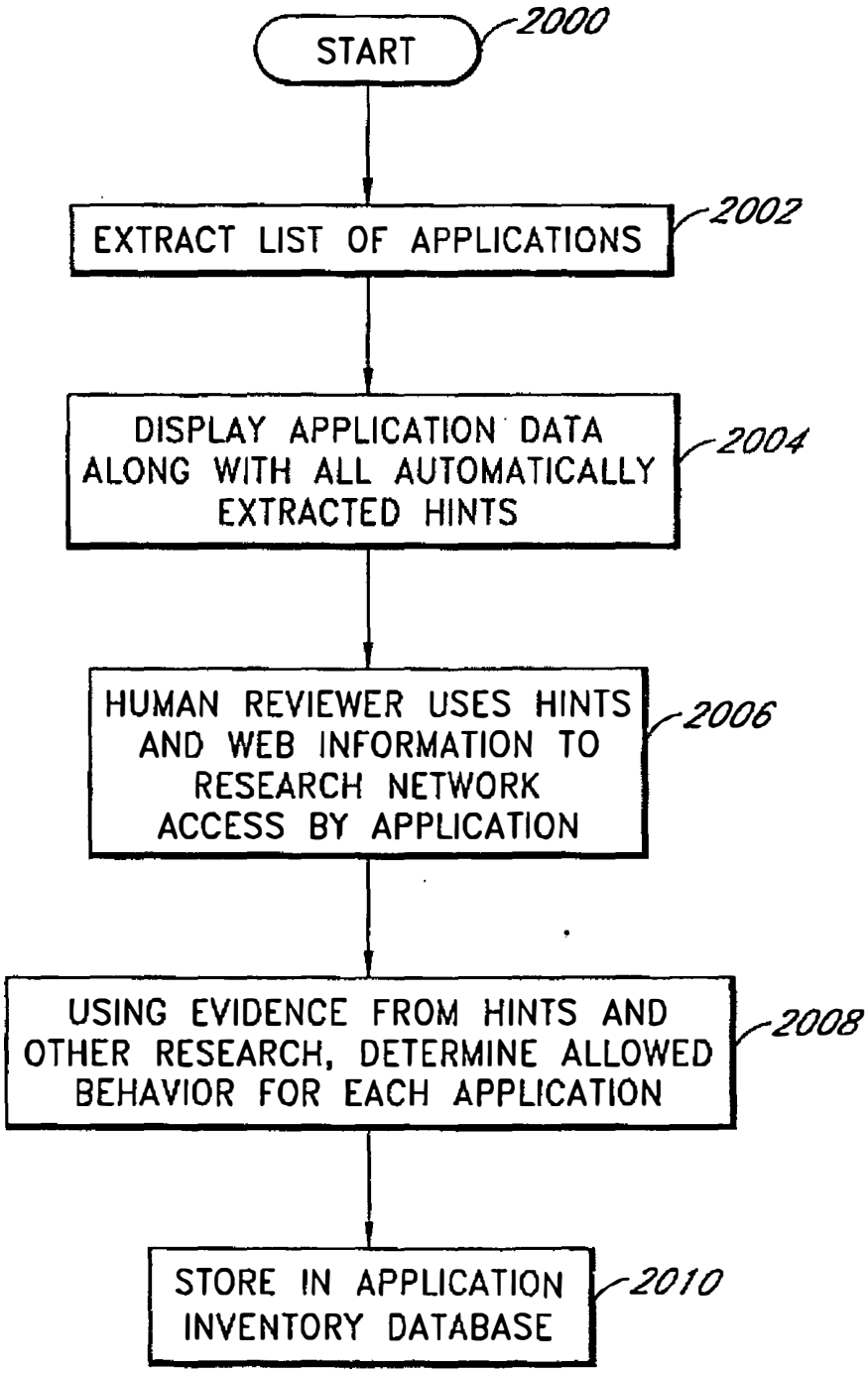
START
2000
EXTRACT LIST OF APPLICATIONS
2002
DISPLAY APPLICATION DATA ALONG WITH ALL AUTOMATICALLY EXTRACTED HINTS
2004
HUMAN REVIEWER USES HINTS AND WEB INFORMATION TO RESEARCH NETWORK ACCESS BY APPLICATION
2006
USING EVIDENCE FROM HINTS AND OTHER RESEARCH, DETERMINE ALLOWED BEHAVIOR FOR EACH APPLICATION
2008
STORE IN APPLICATION INVENTORY DATABASE
2010

FIG. 20

SYSTEM AND METHOD OF MONITORING AND CONTROLLING APPLICATION FILES

RELATED CASES

[0001] This application is a continuation-in-part of copending application Ser. No. 10/390,547, filed Mar. 14, 2003, and titled SYSTEM AND METHOD OF MONITORING AND CONTROLLING APPLICATION FILES, which is hereby incorporated by reference in its entirety.

BACKGROUND

[0002] 1. Field of the Invention

[0003] The invention is related to computing devices and, more particularly to monitoring and controlling application files operating thereon.

[0004] 2. Description of the Related Art

[0005] The Internet is a global system of computers that are linked together so that the various computers can communicate seamlessly with one another. Employees can access server computers to download and execute rogue programs and also operate peer-to-peer file sharing in the workplace, both of which pose new threats to an employer. For example, instant messaging (IM) can pose a security risk to an employer's company since many IM systems allow file transfer among computers. Because the employees can activate IM themselves, the employer does not know who sees sensitive data transmitted between the computers. However, IM can be a productive tool, when used in accordance with company policy. In addition, streaming media is a growing concern because of its drain on network bandwidth. Finally, employees that have illegal or unlicensed software on their workstations can present undesirable liability risks to the company because the company can be held responsible for the employee's use of the illegal or unlicensed software.

[0006] Software is available to manage how employees access the Internet in the workplace, preserving employee productivity, conserving network bandwidth and storage costs, limiting legal liabilities and improving network security. However, with the growth of the new threats described above, employers need new solutions to manage the broader intersection of employees with their computing environments.

SUMMARY

[0007] The systems and methods of the invention have several features, no single one of which is solely responsible for its desirable attributes. Without limiting the scope of the invention as expressed by the claims which follow, its more prominent features will now be discussed briefly. After considering this discussion, and particularly after reading the section entitled "Detailed Description of the Invention" one will understand how the features of the system and methods provide several advantages over traditional filter systems.

[0008] One aspect is a system for collecting network access data for use in updating a monitoring system which controls programs accessing a network. The system comprises a workstation configured such that a program resident thereon can access a network, a workstation management module coupled to the workstation and configured to detect the program accessing the network, determine whether the program is in a network access database, send program data associated with the program to an application server module if the program is not in the network access database, and apply one or more policies that are associated with the program, wherein the one or more policies are received from the application server module, and an application server module coupled to the workstation and configured to receive the program data from the workstation management module if the program was not in the network access database, determine whether the program is operating in a predetermined manner, if the program is not operating in a predetermined manner, then send the program data to an application database factory, if the program is operating in a predetermined manner, then provide the one or more policies associated with the program to the workstation management module.

[0009] Another aspect is a method of updating a system which controls operation of programs on a workstation. The method comprises detecting a network access attempt by an application, generating an application digest for the application, determining whether the application is associated with one or more policies, if the application is associated with one or more policies, then applying the one or more policies that are associated with the application, and if the application is not associated with one or more policies, then posting the application to a logging database. The method further comprises uploading the logging database to an application server module, determining whether the application is in an application inventory database, wherein the application is associated with one or more policies, and if the application is not in the application inventory database of the application server module, then posting the application to a network access database, if the application is in the application inventory database, then applying one or more policies associated with the application.

[0010] Yet another aspect is a method of collecting collection data for use in updating a system which controls network access of programs. The method comprises detecting access request to a network by a program, determining whether the program is stored in a table, if the program is stored, applying a first rule that is associated with the program, and if the program is not stored, posting the program to a database.

[0011] Still, another aspect is a method of updating a system which controls network access by programs on a workstation. The method comprises detecting a network access request of an application, generating a hash value for the application, wherein the hash values includes network access data, comparing the generated hash value to one or more hash values in a hash/policy table that includes one or more policies associated with the one or more hash values, if the generated hash value matches one or more of the hash values in the hash/policy table, then applying the one or more policies that are associated with the one or more hash values, and if the generated hash value does not match one or more hash values in the hash/policy table, then posting the application to a logging database. The method further comprises uploading the logging database to an application server module, determining whether the application from the logging database is in an application inventory database, and if the application is not in the application inventory database, then posting the application to a network access database.

BRIEF DESCRIPTION OF THE DRAWINGS

[0012] **FIG. 1** is a block diagram of a site collection system for controlling application files on a workstation.

[0013] **FIG. 2** is a block diagram of a work station management module.

[0014] **FIG. 3** is a block diagram of an application server module.

[0015] **FIG. 4A** is an illustration of a database of parent groups and categories that can be associated with an application file.

[0016] **FIG. 4B** is an illustration of network access data that can be associated with an application file.

[0017] **FIG. 5** is a block diagram of an application database factory.

[0018] **FIG. 6** is an illustration of a screen shot of one embodiment of a graphical user interface (GUI) for an application analyst's classification module.

[0019] **FIG. 7** is a flow diagram illustrating a process for monitoring and controlling the launch of an application on the workstation.

[0020] **FIG. 8** is a flow diagram illustrating a process performed by the workstation for uploading and downloading collection data with the application server module.

[0021] **FIG. 9** is a flow diagram illustrating a process performed by the application server module for uploading and downloading collection data with the workstation.

[0022] **FIG. 10** is a flow diagram illustrating a process for classifying an uncategorized application at the application server module.

[0023] **FIG. 11** is a flow diagram illustrating a process for uploading application data from the application server module to the application database factory.

[0024] **FIG. 12** is a flow diagram illustrating a process for downloading application data from the application database factory to the application server module.

[0025] **FIG. 13** is a flow diagram illustrating a process for classifying an uncategorized application at the application database factory.

[0026] **FIG. 14** is a flow diagram illustrating a process for monitoring and controlling the behavior of a launched application on the workstation.

[0027] **FIG. 15** is a flow diagram illustrating a process performed by the workstation for uploading and downloading collection data for network accessing applications with the application server module.

[0028] **FIG. 16** is a flow diagram illustrating a process performed by the application server module for uploading and downloading collection data for network accessing applications with the workstation.

[0029] **FIG. 17** is a flow diagram illustrating a process for analyzing network access data for a launched application at the application server module.

[0030] **FIG. 18** is a flow diagram illustrating a process for uploading network access data from the application server module to the application database factory.

[0031] **FIG. 19** is a flow diagram illustrating a process for downloading network access data from the application database factory to the application server module.

[0032] **FIG. 20** is a flow diagram illustrating a process for analyzing the network access data associated with an application at the application database factory.

DETAILED DESCRIPTION OF THE INVENTION

[0033] The following detailed description is directed to certain specific embodiments of the invention. However, the invention can be embodied in a multitude of different systems and methods. In this description, reference is made to the drawings wherein like parts are designated with like numerals throughout.

[0034] In connection with the following description, many of the components of the various systems which may be included in the entire system, some of which are referred to as modules, can be implemented as software, firmware or a hardware component, such as a field programmable gate array (FPGA) or application specific integrated circuit (ASIC), which performs certain tasks. Such components or modules may be advantageously configured to reside on the addressable storage medium and configured to execute on one or more processors. Thus, a module may include, by way of example, components such as software components, object oriented software components, class components and task components, processes, functions, attributes, procedures, subroutines, segments of program code, drivers, firmware, microcode, circuitry, data, databases, data structures, tables, arrays and variables. The functionality provided for in the components and modules may be combined into fewer components and modules or further separated into additional components and modules. Additionally, the components and modules may advantageously be implemented to execute on one or more computers.

[0035] **FIG. 1** is a block diagram of a local area network (LAN) **100** coupled to an Internet **108** and an application database factory **110**, which is also coupled to the Internet **108**. For ease of explanation, only a single LAN is shown, though two or numerous such networks would more typically be included. Similarly, two or more application database factories could also be deployed.

[0036] The LAN **100** includes one or more workstations **101** coupled to an application server module **102**. The application server module **102** communicates via the Internet **108** in order to upload and download applications and application related data with the application database factory **110**. The LAN **100** can have an Ethernet **10**-base T topology, or be based on any networking protocol, including wireless networks, token ring network and the like.

[0037] The workstation **101** is coupled to the application server module **102**. The workstation **101** can be a personal computer operating, for example, under the Microsoft Windows operating system, however, other computers, such as those manufactured by Apple or other systems, can be used.

[0038] The application server module **102** couples the LAN **100** with the Internet **108**. The application server module **102** communicates with the Internet **108** via connection devices, such as routers or other data packet switching technology, for translating Internet TCP/IP protocols

into the proper protocols for communicating with the Internet **108**. The connection devices used to implement a given system can vary as well as its location within the LAN **100**. For example, the connection devices could be located at the workstation(s) **101** or connected peripherally to the Internet **108**. An exemplary connection device includes a firewall module (not shown) coupled to a router module (not shown).

[**0039**] **FIG. 2** is a block diagram of the workstation management module **200** from the workstation **101** in **FIG. 1**. The workstation management module **200** can include an application digest generator **201**, a client inventory module **202**, an upload/download module **203**, a hash/policy table **204**, a logging database **206**, a network access detection module **208**, and an execution launch detection module **210**.

[**0040**] The workstation management module **200** can detect the launch of an application on the workstation **101** and determines an access privileges for the workstation **101** and/or user. For example, an access privilege can include allowing the launched application to run on the workstation **101**. Access privileges can be in the form of one or more policies or rules. To determine an access privilege for the workstation **101** and/or user, the workstation management module **200** can utilize a predetermined association between the launched application and one or more categories. The one or more categories can be further associated with the access privileges/policies or rules for the workstation **101** and/or user. Alternatively, the launched application is directly associated with an access privilege.

[**0041**] In addition to or in the alternative of detecting the launch of an application and determining whether to allow the application to run on the workstation **101**, the workstation management module **200** can monitor the ongoing network activity or behavior of the application. After the application is allowed to run on the workstation **101**, the application may or may not access the network. The workstation management module **200** monitors the ongoing behavior of the application even after the workstation management module **200** determines an access privilege for the application to run on the workstation. For example, each time an application that the workstation management module **200** has allowed to run on the workstation **101** attempts to accesses a network, the workstation management module **200** determines whether to allow the application to access the network. In this way, the workstation management module **200** can keep or change a previous access privilege based on the subsequent activity of the application. The access privilege relating to the determination of the workstation management module **200**, as to whether to allow an application to launch on the workstation **101**, can be stored with or separately from the access privilege that relates to the determination of the workstation management module **200** to allow the application to access the network.

[**0042**] In response to the application attempting to access the network, the workstation management module **101** can select a unique access privilege for the workstation **101** and/or user. The access privilege may be unique to every workstation or to multiple workstations. For example, the access privilege can include allowing the application to access the network or disallowing access to the network from one or more workstations. Access privileges can be in the form of one or more policies or rules.

[**0043**] To determine the access privilege for the workstation **101** and/or user, the workstation management module **101** can utilize a predetermined association between the application and an expected network behavior or activity for the application. This predetermined association is based upon prior or contemporaneous network activity for the application. For example, the expected network activity for an application running on a first workstation **101** can be determined from a record of that application's prior activity on the first workstation. In addition or in the alternative, the expected network activity for an application is determined from a record of that application's prior activity on multiple workstations.

[**0044**] The expected network activity can be determined from network activity by a different but related application. For example, the programs or applications from a single software company may have common access privileges. The access privilege associated with a later version of an application may share common access privileges with an earlier version of the same application.

[**0045**] The network activity of the same application running on different workstations can be weighted in a predetermined manner to determine an expected network activity for the application. The expected network activity can determine a common access privilege for multiple workstations. The workstation management module stores the expected network activity in the hash/policy table **204**. In a preferred embodiment, the network activity from multiple workstations is uploaded to the application database factory **110**. The access privilege can be determined at the application database factory **110**.

[**0046**] The expected network activity for a given application can include one or more network attributes that are associated with the application. The attributes are associated with the application when the application accesses the network in an expected manner. These attributes can include, for example, a specific protocol, a specific I. P. address, and a specific access port. For example, the specific protocol for an application is listed in the hash/policy table **204**. If the application requests access to the network using a different protocol than the expected protocol listed in the hash/policy table **204**, the network access detection module **208** may disallow access.

[**0047**] An application may request access to the network multiple times in a single day. However, one or more of the network attributes associated with the application may be different for each attempted access. In this way, the attributes of the application may change over time. The network detection access module **208** may allow a first combination of one or more network attributes while disallowing a second combination of the one or more network attributes.

[**0048**] Each combination of the one or more attributes can be associated with one or more categories. The one or more categories can be further associated with the policies or rules for the workstation **101** and/or user.

[**0049**] When a program or application on a computer or workstation is launched, the execution launch detection module **210** detects the launch. In response to this detection, the workstation management module **200** determines whether to allow or disallow the application to run on the workstation **101**.

[**0050**] An application that the workstation management module **200** allows to run on the workstation **101** may or

may not request access to a network. For an application that does request access to a network, the application may request access at launch or after the program is running on the workstation **101**. For example, once a publisher's application is launched, the application may request access over a network to that publisher's website for updates. Continuing with this example, the hash associated with the application and the combination of one or more network attributes associated with the network access request are compared to the hash/policy table **204** to select a policy or rule. The hash/policy table **204** can further include categories. A category can then be associated with the policy or rules.

[**0051**] When an application or program accesses a network, the network access detection module **108** monitors the behavior or activity of the application or program. The launch detection module **210** and the network access detection module **108** direct the application digest generator **201** to analyze data related to a requested application or data related to a network accessing application. As part of its analysis, the execution launch detection module **210** can generate a hash for the application using the application digest generator **201**. The application digest generator **201** parses properties from the requested application to uniquely identify the application. These properties can include network access data. Exemplary properties include the name, publisher, suite, hash, file size, version, protocol, I.P. address, port, and additional information or properties which are associated with a launched or network accessing application.

[**0052**] The hash for the application is determined by transforming the binary associated with the application into a unique set of bits. A hash function, which is a form of encryption known in the art, is employed in determining the hash for the application. In this way, the hash function takes selected binary input from the application and transforms the binary into a fixed-length encrypted output called a hash. The result is a hash with a fixed-size set of bits that serves as a unique "digital fingerprint" for the application. Two exemplary hash algorithms include MD-5 and Secure Hash Algorithm-1 (SHA-1). The MD-5 hash algorithm produces a 128-bit output hash. The SHA-1 algorithm produces a 160-bit output hash.

[**0053**] The parsed properties or attributes are provided to the execution launch detection module **210** and/or the network access detection module **208**. For launched applications, the execution launch detection module **210** analyzes the application request from the workstation **101** and then compares the application request with the hash/policy table **204**. For applications requesting to access a network, the network access detection module **208** analyzes the network access request from the workstation **101** and then compares the network access request with the hash/policy table **204**. The hash/policy table **204** includes one or more predetermined network attributes and one or more policies associated therewith. As will be explained with reference to **FIG. 3**, the application server module **102** provides the hash/policy table **204** to the workstation management module **200**.

[**0054**] The hash/policy table **204** is received from the application server module **102**. The hash/policy table **204** can include a list of application names, publishers, suites, hashes, ports, protocols, I.P. addresses, categories, and rules or policies associated therewith. In one embodiment, the one or more parsed properties in the hash/policy table **204** include a list of hash values. Continuing with this embodiment, the hash/policy table **204** further includes a list of policies that are associated with the hash values in the list. In addition to hash values and policies in this embodiment, the hash/policy table **204** could further include a list of categories that are associated with the hash values and/or policies. Moreover, in another embodiment, the hash/policy table **204** does not include hash values. Instead, the hash/policy table **204** includes the names/publishers/suites or other properties which identify the applications in the hash/policy table **204**. In still another embodiment, the hash/policy table **204** includes the port/I.P. address/protocol or other properties which identify the applications in the hash/policy table **204**.

[**0055**] Once the application is requested to run on the workstation or when the application requests to access the network, the policy from the hash/policy table **204** which corresponds to that application is also identified. The execution launch detection module **210** or the network access detection module **208** compares the properties of the application to the properties in the hash/policy table **204** to determine what access privileges or policies should be applied to the request to run the application or to access the network. These policies or rules can include, for example, allowing execution of the program, allowing access to the network, denying execution of the program, denying access to the network, alerting the user that the request to run the application will be logged, alerting the user that the request to access the network will be logged, allowing the user a specific amount of time in which to run the application, and allowing the user a specific amount of time in which to access the network.

[**0056**] In addition to the policies and rules listed above, the workstation management module **200** can employ other actions, cumulatively referred to as selectable filters, in response to a request to run the application or to a request for an application to access a network. Examples of selectable filters include postponing the running of the application, postponing access to the network, allowing the user to override denial to run the application, allowing the user to override denial to access the network, limiting the user's access to the application based on a quota, limiting the user's access to the network based on a quota, limiting the user's access to the application based on a network load, and limiting the user's access to the network based on a network load. Each requested application or network accessing application can be associated with one or more policies or rules.

[**0057**] In one embodiment, the execution launch module **210** or the network access detection module **208** checks to see if the generated hash matches any hashes stored in the hash/policy table **204**. If a match between the requested application and a hash in the hash/policy table **204** is found, the execution launch detection module **210** or the network access detection module **208** applies the policy(s)/rule(s) associated with the hash that matches the application and/or the user requesting the application or network access. For example, if application of the rule by the execution launch detection module **210** indicates that the requested application is not allowed to run on the workstation **101** or to be run by the user, a predefined block page can be sent to the user

interface explaining that the requested application is not allowed to run and why. Alternatively, the execution launch detection module **210** simply stops the requested application from running on the workstation **101**.

[**0058**] For example, if application of the rule by the network access detection module **208** indicates that the network access requested by the application is not allowed, a predefined block page can be sent to the user interface explaining that the requested application is not allowed to access the network and why. Alternatively, the network access detection module **208** simply stops the requested application from accessing the network.

[**0059**] If the execution launch detection module **210** or the network access detection module **208** does not find the application hash in the hash/policy table **204** (for example, the application is uncategorized or the application is behaving unexpectedly), the module **208**, **210** then determines how to proceed with the application. For example, running of the application could be allowed when the execution launch detection module **210** or the network access detection module **208** determines that the application requested is uncategorized or behaving unexpectedly. Alternatively, the execution launch detection module **210** or the network access detection module **208** can stop execution or network access for the application depending on a policy associated with the user at this workstation.

[**0060**] The one or more policies identified for the requested application is applied in response to the request to run the application. In this way, the execution launch detection module **210** or the network access detection module **208** filters each request to run an application using the parsed properties, the hash/policy table **204**, and the policies/rules from the hash/policy table. A policy can be provided and utilized even if the application is not found in the hash/policy table **204**.

[**0061**] If the requested application is found in the hash/policy table **204**, the event is logged in the logging database **206**. Information that is logged in the logging database **206** can include, for example, the application name, time of day, port, I.P. address, protocol, and the hash associated with the application. The logging database **206** can also include additional data associated with the application. For example, a request frequency or a time of execution for the application requested can be included in the logging database **206**.

[**0062**] If the hash of the uncategorized application is not represented in the logging database **206**, the execution launch detection module **210** can store the application name, hash, and information parsed by the application digest generator **201** in the logging database **206**. In this way, the logging database **206** can include additional information associated with the requested application. For example, the publisher, suite, file size, hash, protocol, I.P. address, port, directory location, and the like can be included in the logging database **206**.

[**0063**] Still referring to **FIG. 2**, in one embodiment, the client inventory module **202** is configured to inventory the applications on the workstation **101**. To that end, the client inventory module **202** can access the hash/policy table **204** to determine whether the applications on the workstation **101** are classified and/or uncategorized. The client inventory module **202** can be configured to perform the inventory of the workstation **101** on a periodic basis. For example, the client inventory module **202** can inventory the applications on the workstation **101** once a day or on any other interval selected. Advantageously, the client inventory module **202** can perform the inventory during non-working hours. The inventory can be determined when the workstation **101** is powered up by the user or powered down by the user. Depending on the configuration of the LAN **100**, a network administrator can instruct the client inventory module **202** to perform the inventory. In addition, the inventory can be performed in response to polling by the application server module **102** (see **FIG. 1**).

[**0064**] Still referring to **FIG. 2**, the upload/download module **203** can transmit data to and receive data from the application server module **102** (see **FIG. 1**). For example, the upload/download module **203** can transmit data from the logging database **206** to the application server module **102**. In an embodiment where the client inventory module **202** performs an inventory of the applications on the workstation **101**, the results of the inventory can be uploaded to the application server module **102** by the upload/download module **203**.

[**0065**] The upload performed by the upload/download module **203** can be immediate or periodic depending on the desires of the network administrator. For example, a daily upload after normal business hours could be used. The upload/download module **203** can compute the request frequency from scanning the logging database **206**, to prioritize the applications in the logging database **206** for their transmission to the application server module **102**. In another embodiment, a frequency count database (not shown) is updated for each entry in the logging database **206**. The frequency count database maintains the request frequency for each entry in the logging database **206**. In this embodiment, the upload/download module **203** accesses the frequency count database to prioritize the applications.

[**0066**] If data from the logging database **206** is to be uploaded to the application server module **102**, the upload/download module **203** can refer to a request frequency for applications found from scanning the logging database **206**. The request frequency can be used to prioritize the applications in the logging database **206** for their transmission to the application server module **102**.

[**0067**] **FIG. 3** is a block diagram of an application server module **102** which communicates with the workstation management module **200** (**FIG. 2**) to upload and download a list of applications comprising properties of applications as well as policies associated with the applications once categorized. These properties can include network access data associated with each application. For example, parsed properties from requested applications or network accessing applications can be uploaded to the application server module **102** while a list of hash values and policies associated therewith are downloaded to the workstation management module **200**. In addition, the category associated with the application can be transmitted to the workstation management module **200**. If the category associated with the application is available to the workstation management module **200**, the workstation management module can select the access privilege for the workstation and/or user that corresponds to the one or more categories associated with the application. When more than one category is associated with

the application and the categories have different policies associated thereto, one or both rules/policies can be used for the access privilege.

[0068] The application server module **102** can include an application inventory database **103**, a workstation upload/download module **104**, a factory upload/download module **105**, a classification user interface **106**, and a policy database **109**. The application inventory database **103** can further include an uncategorized application database **108** and a network access database **107**. Alternatively, the uncategorized application database **108** and/or the network access database **107** are combined into a single database or can be separate databases from the application inventory database **103**.

[0069] The network access database **107** includes network access data associated with the application. The network access data includes parsed properties or attributes that are associated with the application when the application accesses the network. The network access data is uploaded to the application server module **102**. The uploaded network access data can be compared to expected network access data for the application. As explained above, the expected network access data can be a compilation of network access data associated with contemporaneous or prior network access by the application. The expected network access data can be compiled from the requesting workstation or from other workstations.

[0070] The expected network access data is derived from network access data obtained when the application is behaving in a predetermined manner. The uploaded network access data allows the application server module **102** to monitor the behavior of categorized and uncategorized applications. The categorized application is monitored each time the application accesses the network. A categorized application that does not operate in a predetermined manner is placed in the uncategorized applications database **108**. In this way, the same application may have different entries in the application inventory database **103**. For example, a first entry in the application inventory database **103** corresponds to the application hash and parsed properties or features associated with the application when the application is operating in a predetermined manner. These expected features relate to normal network activity by the application. A second entry corresponds to the same application hash but different parsed properties or features associated with the application when the application is not operating in a predetermined manner.

[0071] The network administrator, or the like, interfaces with the application server module **102** via the classification user interface **106**. The network administrator can classify uncategorized applications and/or recategorize previously categorized applications. The uncategorized applications can include applications that are not categorized and/or applications that are categorized but are not operating in a predetermined or expected manner. In the later case, the network access detection module **208** looks to the network attributes when determining whether the application is operating in a predetermined or expected manner.

[0072] The network administrator receives the data from the application inventory database **103** via the classification user interface **106**. The network administrator can further interface through the classification user interface **106** to select or create access privileges/policies/rules for users, workstation, and/or groups of users/workstations. These rules are stored in the policy database **109**. These rules can include, for example, allowing applications associated with selected categories to execute on a given workstation **101**. These rules can also include, for example, allowing the application to access the network from a given workstation **101**. Rules can also include selectable filters. For example, rather than simply not allowing the application to execute or to access the network, the network administrator may select or create a selectable filter which is applied when the application is requested to run or access the network. The rules are provided to the workstation management module **200** via the workstation upload/download module **104**. In this way, the execution launch detection module **210** and/or the network access detection module **208** (see **FIG. 2**) apply the rule that is associated with the category or network access data of the application.

[0073] One function of the workstation upload/download module **104** is to receive identifiers for the application names and any additional data or parsed properties which are associated with the application names from the workstation management module **200**. For example, the identifier for an application name could be a hash value or the name of the application itself. In one embodiment, the application names include names from the logging database **206**. The additional data can also include a request frequency for an application found in the logging database **206**, the request frequency for an application found in the logging database **206**, a trace ID, a primary language used by the workstation management module **200**, source IP address, destination IP address, source port number, destination port number and other network access data. For ease of explanation, the term "collection data" will be used to include applications and any additional data associated with the application. Additionally, the workstation upload/download module **104** downloads all or portions of the application inventory database **103** to the workstation management module **200** as will be described more fully below.

[0074] The workstation upload/download module **104** receives the collection data from the upload/download module **203** (see **FIG. 2**) and processes the collection data. Processing can include merging and sorting the collection data from multiple workstation management modules. The workstation upload/download module **104** determines whether each application in the collection data requires categorization. For example, an application that is not operating in a predetermined manner may require categorization.

[0075] If an application has not been previously categorized or if the application has been previously categorized but is not operating in a predetermined manner, the collection data associated with that application is stored in the uncategorized application database **108**. Thus, an application name which is found in the application inventory database **103** can also be stored in the uncategorized applications database **108** if that application is not operating in a predetermined manner. For applications that are not operating in a predetermined manner, the collection data can be further stored in the network access database **107**. As explained above, the network access database **107** can be separate from or combined with the uncategorized applications database **108**.

[0076] The network administrator receives the collection data (for example, application information and any additional data associated with the application) from the uncategorized application database **108** and/or the network access database **107**. The network administrator, via the classification user interface **106**, is then able to categorize the uncategorized application and/or associate a policy with the category or application. Applications that the network administrator determines are not operating in a predetermined manner are categorized or re-categorized. The application is re-categorized based on parsed properties or features which are different than the parsed properties or features associated with the original categorization of the application. Once categorized or re-categorized, the application is stored in the application inventory database **103**. The application inventory database **103** may include one or more entries for the application when the application is operating in a predetermined manner as well as one or more entries for the same application when the application is not operating in a predetermined manner. As will be described below, if the network administrator does not classify the application, the application database factory **110** can classify the collection data.

[0077] Once the application has been classified or categorized by the network administrator, the application and the associated category are posted to the application inventory database **103**. The workstation upload/download module **104** thereafter routinely copies the application inventory database **103** or a portion thereof to the workstation management module **200** (see **FIG. 2**). For example, data from the application inventory database **103** can be copied to the hash/policy table **204**. The policies in the policy database **109** can be incorporated into the downloaded data from the application inventory database **103** or downloaded separately from the application inventory database **103**. As can be imagined, the system can include thousands of workstation management modules **200**, each of which is updated regularly by the workstation upload/download module **104** to provide updated data to the hash/policy table **204**. In some embodiments, the workstation upload/download module **104** transfers portions of the application inventory database **103**. For example, the workstation management module **200** can receive updates so that the entire database need not be transmitted. In other embodiments, the workstation management module **104** receives a subset of the data from the application inventory database **103**. For example, the selected data could be the hash values. The policies from the policy database **109** could then be incorporated with the hash values and downloaded to the workstation management module **104**. Flowcharts of the process performed by the application server module **102** are shown in, and will be described with reference to, **FIGS. 9 and 16**.

[0078] Still with reference to **FIG. 3**, the factory upload/download module **105** is configured to transmit data from the application inventory database **103** to the application database factory **110**. The upload could be immediate or periodic depending on the level of service required by the network administrator. For example, a daily upload after normal business hours could be used. The factory upload/download module **105** can refer to request frequency or associated network access data to prioritize the applications in the application inventory database **103** for their transmission to the application database factory **110**. The factory upload/download module **105** can refer to the uncategorized application database **108** and/or the network access database **107** to select collection data for uploading to the application database factory **110**. If data from the uncategorized application database **108** or the network access database **107** is to be uploaded to the application database factory **110**, the factory upload/download module **105** can refer to a request frequency to select applications from the uncategorized application database **108** for uploading to the application database factory **110**. In this way, the request frequency can be used to prioritize the applications in the uncategorized application database **108** or the network access database **107** for their transmission to the application database factory **110**.

[0079] The factory upload/download module **105** can further upload applications that have been classified by the network administrator. As described above, the network administration can classify or categorize applications via the classification user interface **106**. In this way, the application database factory **110** receives the newly classified applications from the application server module **102**. As can be imagined, the application database factory **110** can receive applications and associated categories from thousands of application server modules **102**.

[0080] The workstation upload/download module **104** can receive an inventory taken by the client inventory module **202** from the upload/download module **203** (see **FIG. 2**). Once uploaded to the application server module **102**, the network administrator can review one or more inventories to determine what applications are being used by each workstation **101**. The network administrator can review one or more inventories to determine whether the categorized application is operating in a predetermined manner. The inventory can include categorized as well as uncategorized applications. Depending on the configuration of the LAN **100**, the network administrator can review the one or more inventories at the workstation management module **200** (see **FIG. 2**).

[0081] **FIG. 4A** is an illustration of one embodiment of a database of parent groups and categories that are associated with the applications. In the illustrated embodiment, one or more of the categories listed in the database are further associated with risk classes. Examples of risk classes include security, liability, and productivity. The risk classes can be useful to the network administrator when associating rules/policies with each application. Moreover, in some embodiments each rule/policy is associated with the applications based on the risk class that is associated with each category.

[0082] Still referring to **FIG. 4A**, exemplary categories of applications include operating systems, anti-virus software, contact managers, collaboration, media players, adult, and malicious applets and scripts. The categories can be further grouped into parent groups. For example, parent groups might include system, access/privacy, productivity, communication, audio/video, entertainment, and malware. For each one of the parent groups and/or categories, the network administrator can select an individual policy or rule to associate therewith. Thus, once the requested application is categorized, the application server module **102** can select the policy or rule that is associated with that category.

[0083] **FIG. 4B** is an illustration of network access data that can be associated with an application file. In the

illustrated embodiment, each masked hash values corresponds to an application accessing the network. The parsed properties or features associated with the applications can include a source IP address, destination IP address, source port number, destination port number and other network access data. In **FIG. 4B**, these parsed properties include the transport protocol, destination port, and destination I.P. address. The application corresponding to the hash "aafd61a161ae747844bf128d1b61747a95472570" employed transport Transmission Control Protocol ("TCP"), port "**80**", and destination I.P. address 207.46.248.112." User Datagram Protocol ("UDP") is another transport protocol that can be used. The network access data for the application allows the network administrator to discriminate between expected/predetermined behavior and unexpected behavior of the application. Different rules/policies can be applied to multiple entries for the same application depending on the network access data that is associated with each entry.

[**0084**] **FIG. 5** is a block diagram of the application database factory **110** connected to the Internet **108**. The application database factory can be implemented as one or more computers or servers with related data storage. The application database factory **110** provides the application inventory database to the application server module **102** and processes data that is associated with uncategorized applications and other information. Uncategorized applications include applications previously categorized that are not operating in a predetermined manner. The other information may include frequency usage from the application inventory database **103**. In one embodiment, the application database factory **110** receives uncategorized applications and any additional data associated with the application from the application server module **102** and downloads categorized applications to the application server module. The application database factory **110** can also upload the request frequency for the applications.

[**0085**] The application database factory **110** can include an upload/download module **301**, a master application database **300**, and an application analyst's classification module **302**. The master application database **300** can further include an uncategorized applications database **303** and/or a network access database **304**. Alternatively, the uncategorized applications database **303** and/or the network access database **304** are combined into a single database or can be separate databases from the master application database **300**.

[**0086**] One function of the upload/download module **301** is to receive collection data (for example, applications and any additional data associated with the application) from the application server module **102**. In one embodiment, the collection data includes applications from the uncategorized application database **108**, the network access database **107**, and the application inventory database **103**. The collection data can include a request frequency for an application found in the application inventory database **103** (see **FIG. 3**), a request frequency for an application found in the uncategorized application database **108**, a trace ID, a destination port number, other network access data, and a primary language used by the application server module **102**.

[**0087**] The upload/download module **301** receives the collection data from the factory upload/download module **105**. The upload/download module **301** processes the collection data. Processing can include merging, sorting, and determining a language for the collection data from multiple application server modules **102**. The upload/download module **301** determines whether each application in the collection data requires categorization. If the application has not been previously categorized or if the application is not operating in a predetermined manner, the application analyst's classification module **302** receives the application and any additional data associated with the application from the upload/download module **301**.

[**0088**] The application analyst classification module **302** is coupled to the master application database **300**. The application analyst classification module **302** is configured to manipulate and manage data from the master application database **300**. The application analyst classification module **302** receives applications and their associated data from the master application database **300**. The associated data can include, for example, an IP address, a publisher and suite that correspond to the application.

[**0089**] The application analyst's classification module **302** classifies or categorizes applications which are then added to the master application database **300** of categorized applications. A human reviewer interacts with the application analyst's classification module **302** to perform the categorization or recategorization. The process for classifying or categorizing applications at the application database factory is described with reference to **FIGS. 13 and 20**.

[**0090**] For a human reviewer, a set of PC-based software tools can enable the human reviewer to manipulate, scrutinize, and otherwise manage the applications from the master application database **300**. The human reviewer can interact with the application analyst classification module **302** via a graphical user interface (GUI). In this way, the GUI provides a graphical interface tool for the human reviewer to manipulate and manage the master application database **300**. The GUI includes a representation of the application ID and the related textual information. The GUI can include buttons preloaded with algorithmically derived hints to enhance productivity of the human reviewer. These identities can be selected based on, for example, the URL that is identified as the source of the application. An exemplary GUI will be described below with reference to **FIG. 6**.

[**0091**] The application analyst's classification module **302** is configured to select applications and their associated data from the master application database **300**. The application analyst classification module **302** can apply rules to select a subset of applications from the master application database **300**. These rules can be dependent upon, for example, categories, languages, suites, dates, and source directories. The application analyst classification module **302** can use SQL queries, in conjunction with the rules, to select the subset for categorization or recategorization from the master application database **300**.

[**0092**] The application analyst classification module **302** can analyze each application, the collection data, any text objects associated with the application, any additional data associated with the application, and any additional data retrieved independent of the collection data to determine one or more appropriate categories. Exemplary independent data includes data from an Internet search that utilizes the collection data. Categorization can be based upon word analysis, adaptive learning systems, and image analysis.

[0093] In one embodiment, the application analyst classification module **302** accesses the Internet **108** and performs a search based on the application and the collection data. In one embodiment, a GUI button preloaded with the publisher of the application is selected by the human reviewer to initiate an Internet search. The Internet search can provide the application analyst's classification module **302** with additional information for categorizing the application. For example, the search can identify a uniform resource locator (URL) which is the address of a computer or a document on the Internet that is relevant to the categorization process for the application. The URL consists of a communications protocol followed by a colon and two slashes (e.g.,: http://), the identifier of a computer, and usually a path through a directory to a file. The identifier of the computer can be in the form of a domain name, for example, www.m-w.com, or an Internet protocol (I.P.) address, for example, 123.456.789.1. There are often addresses, components thereof (for example, I.P. address, domain name, and communication protocol), or other location identifiers that can be used to identify computers or documents on the Internet. For ease of description, the term URL is used hereafter in reference to their addresses. The application analyst's classification module **302** can utilize the hash and/or URL associated with the application to aid in categorizing the application.

[0094] Once categorized, the application analyst classification module **302** posts the application along with its associated one or more categories into the master application database **300** of applications. The master application database of applications can include applications and their associated categories. The master application database **300** can be stored in a relational database management system, such as Oracle, Sybase, Informix, Microsoft Server, and Access. A text object posting system can perform this posting. A more detailed block diagram of the process performed via the application analyst's classification module **302** is shown in **FIGS. 13 and 20**.

[0095] Once the application analyst classification module **302** has posted the application and its associated category or categories into the master application database **300**, the upload/download module **301** thereafter routinely copies the master application database **300** to the application server module(s) **102**. As can be imagined, the system can include thousands of application server modules **102**, each of which is updated regularly by the upload/download module **301** to provide an updated database of categorized applications. Moreover, the upload/download module **301** can transfer portions of the master application database **300**, such as updates, to the application server module **102** so that the entire database does not need to be transmitted. A flowchart of the process performed by the application database factory **110** is shown in, and will be described with reference to, **FIGS. 11 and 18**.

[0096] In some embodiments, the application analyst classification module **302** can process the categorized applications selected from the master application database **300** for their subsequent download to the application server module **102**.

[0097] Referring now to **FIGS. 5 and 6**, a screen shot of one embodiment of a graphical user interface for the application analyst's classification module **302** is shown. In **FIG. 6**, the highlighted application filename is "cmdide.sys." The name of the application is "CMD PCI IDE Bus Driver." In this example, additional information uploaded to the application database factory **110** includes the publisher CMD Technology, Inc. and the related suite, Microsoft Windows Operating System. The application analyst's classification module **302** displays this information to the human reviewer to aid in categorizing the application.

[0098] As shown in **FIG. 6**, the application, CMD PCI IDE bus driver, was associated with the URL "http://www-.microsoft.com//ddk/ifskit/links.asp". In this example, the application analyst's classification module **302** classified the application in the parent group titled access/privacy. The application analyst classification module **302** can perform further categorization of the application. For example, in the parent group titled access/privacy, the application could be classified under anti-virus software, authentication, encryption, firewalls, hacking, remote access, spy ware, or system audit. One or more risk classes can be used to group categories. The risk classes can be useful to the network administrator when associating rules/policies with each application. As mentioned above, one or more categories can be associated with a single application or hash value.

[0099] **FIG. 7** is a flow diagram illustrating the process of monitoring and controlling the execution of a requested application on the workstation **101**. The process begins at a start state **700**. Next, at a state **702**, the user of the workstation **101** launches an application. The launch of the application can be in response to a predetermined startup sequence for the workstation **101**. For example, the workstation **101** could be programmed to launch one or more applications upon power-on startup. The execution launch detection module **210** (see **FIG. 2**) detects the launch of the application. Next, at a state **704**, the application digest generator **201** generates a digest of data relating to the launched application. The digested data can be in the form of collection data. The collection data can include, for example, the publisher, suite, one or more hashes, and source directory.

[0100] The process moves to a decision state **706** where the execution launch detection module **210** compares the application digest prepared by the application digest generator **201** to the hash/policy table **204**. For example, a hash generated by the application digest generator **201** can be compared to hashes from the hash/policy table **204**. In one embodiment, a plurality of different hashes is generated and compared to hashes from the hash/policy table **204**. For example, an MD-5 hash and an SHA-1 hash could be generated for the requested application and compared to MD-5 hashes and SHA-1 hashes from the hash/policy table **204**.

[0101] If the hash corresponds to a hash stored in the hash/policy table **204**, the process continues to a state **710** where the policy associated with the hash is applied in response to the launch of the requested application. For example, these policies can include allowing the execution of the application, denying execution of the application, alerting the user that the execution of the application may receive further scrutiny by the network administrator, or allow for a certain amount of time for running the application. In this instance, at the end of the specified time, the execution launch detection module **210** does not permit the

application to continue running on the workstation **101**. Next, at a state **712**, the execution launch detection module **210** logs the event to the logging database **206**. In this way, a record is maintained of the applications that are allowed to execute on the workstation **101**. The process then moves to a state **714** where the execution launch detection module **210** monitors the system in order to detect the launch of another application on the workstation **101**.

[**0102**] The retrieved information from the hash/policy table **204** further includes a policy associated with the hash value. In one embodiment, category information, which corresponds to the hash value, is utilized in selecting the policy. For example, a hash value could be associated with a parent group and/or category. The parent group and/or category could then be associated with the policy.

[**0103**] Returning to the decision state **706**, if the application digest does not correspond with an application or hash classified in the hash/policy table **204**, flow moves to a state **716** where the execution launch detection module **210** applies a not-classified application policy to the request to execute the application. The not-classified application policy can include, for example, allowing the application to execute, denying execution, or alerting the user that additional scrutiny will be applied to the requesting of the application, while limiting the amount of time that the application is allowed to run on the workstation **101**.

[**0104**] Flow moves to a state **718** where the request to execute the application is logged to the logging database **206**. The process continues to state **714** as described above where the execution launch detection module **210** awaits the launch of another application on the workstation **101**.

[**0105**] **FIG. 8** is a flow diagram illustrating a process performed by the workstation **101** for uploading and downloading collection data with the application server module **102**. The process begins at a start state **800**. Next, at a state **802**, the upload/download module **203** receives an incoming signal from the workstation upload/download module **104**. The process proceeds to a decision state **804** where the upload/download module **203** receives a request to download the hash/policy table **204** from the application server module **102**. The time for receiving the download file can be periodic, random, added set time, or in response to polling. The upload/download module **203** and/or the workstation upload/download module **104** can initiate the download to the workstation management module **200**.

[**0106**] If it is determined in state **804** that the upload/download module **203** is receiving a request to download from the application server module **102**, the process moves to a state **806** where the upload/download module **203** receives and stores the hash/policy table **204** or a portion thereof.

[**0107**] For example, the application server module **102** can select data from the application inventory database **103** and policies from the policy database **109** for copying to the hash/policy table **204**. The application inventory database **103** can include applications that have been categorized by the application database factory **110** as well as applications that have been categorized via the classification user interface **106**. In some embodiments, the workstation upload/download module **104** transfers a portion of the hash/policy table **204**. For example, the upload/download module **203** can receive an update so that the entire database need not be transmitted. In other embodiments, the upload/download module **203** receives a subset of the data from the application inventory database **103**. For example, the selected data could be the hash values which are combined with the policies.

[**0108**] The downloaded data can update the existing hash/policy table **204**. The downloaded data can be in the form of collection data from one or more sources. The sources can include the classification user interface **106** and the application database factory **110**. As explained above, the collection data can include any additional data associated with the applications, for example, request frequencies associated with the applications from the application inventory database and/or request frequencies associated with the applications from the uncategorized application database **108**, and/or indicators. The process moves to a state **810** where the upload/download module **203** awaits a wake-up signal from the application server module **102**.

[**0109**] Returning to the decision state **804**, if the upload/download module **203** is not requesting a download from the application server module **102**, the process moves to a decision state **812** where the application server module **102** can request an inventory of the applications on the workstation **101**. If the application server module **102** requests an inventory of the applications on the workstation **101**, the process moves to a state **814** where the client inventory module **202** inventories the applications on the workstation **101**. Once the client inventory module **202** compiles a list of the applications on the workstation **101**, the process moves to a state **815** where the application digest generator **201** generates a digest of data relating to each application. The application digest generator **201** parses properties from the applications. Examples of such properties include the name, publisher, suite, hash, and version, which are associated with the applications.

[**0110**] The process then moves to a state **824** where the application and the digest are stored in the logging database **206**. The process then moves to decision state **820** where the client inventory module **202** determines whether all of the inventoried applications have been stored in the logging database **206**. If all of the inventoried applications have not been processed, flow returns to state **824** where the next application inventoried by the client inventory module **202** is processed as described above.

[**0111**] Returning to decision state **820**, if all of the applications have been processed, the process moves to state **830** where the upload/download module **203** transmits the logging database **206** to the applications server module **102**. Next, the process moves to state **810** where the upload/download module **203** awaits a wake-up signal from the application server module **102**.

[**0112**] Returning to decision state **812**, if an inventory is not requested by the application server module **102**, the process moves to a decision state **826** to determine whether the application server module **102** is only requesting collection data from the logging database **206** for uncategorized applications. If the application server module **102** only requests data for uncategorized applications, the process moves to a state **828** wherein the upload/download module **203** extracts and formats data associated with the uncategorized applications from the logging database **206** for upload-

ing to the application server module **102**. The process next moves to a state **830** where the data associated with the uncategorized applications is transmitted to the application server module **102**. The collection data uploaded to the application server module **102** can be formatted or unformatted. Additionally, the collection data can be encrypted and/or compressed or not. The workstation upload/download module **104** decrypts and uncompresses the collection data if decryption and/or uncompression is required. The workstation upload/download module **104** reassembles the collection data into a list of applications and any additional data associated with the applications. The workstation upload/download module **104** merges and sorts the collection data.

[**0113**] Next, the process moves to the state **810** where the workstation management module **200** awaits the next wake-up signal from the application server module **102**.

[**0114**] Returning to the decision state **826**, if the application server module **102** is not requesting only the collection data for the uncategorized applications from the logging database **206**, the process moves to a state **832** where the upload/download module **203** extracts and formats all of the application data in the logging database **206**. This data can include categorized data for applications that are listed in the hash/policy table **204** and uncategorized data for applications that are not listed in the hash/policy table **204**. The collection data can be formatted or unformatted. Additionally, the collection data can be encrypted and/or compressed or not. Flow then proceeds to state **830** where the data from the logging database **206** is uploaded to the application server module **102**. The flow then proceeds as described above to state **810** where the workstation management module **200** awaits a wake-up signal from the application server module **102**.

[**0115**] **FIG. 9** is a flow diagram illustrating a process performed by the application server module **102** for uploading and downloading collection data with the workstation **101**. The process begins at a start state **900**. Next, at a decision state **902**, the workstation upload/download module **104** determines whether to generate a download to the workstation management module **200**. The time for receiving the download can be periodic, random, at a set time, or in response to polling. The workstation upload/download module **104** and/or the upload/download module **203** can initiate the download to the workstation management module **200**. If the workstation upload/download module **104** is to download to the workstation management module **200**, the process moves to a state **904** where the workstation upload/download module **104** extracts policy data from the policy database **109**. The policy database **109** associates access permissions to the parent groups and/or categories associated with each application based on the workstation receiving the download. For example, if a workstation were not designated to run applications relating to games, the policy database **109** would identify the parent groups and/or categories which are associated with games for that workstation. The network administrator, via the classification user interface **106**, can update the policy database **109**. The policy database **109** can include different access privileges for each workstation **101**. In this way, different workstations **101** can have different policies associated with the applications running thereon.

[**0116**] The process moves to a state **906** where the workstation upload/download module **104** creates a hash/policy table from the application inventory database **103** in conjunction with the designated policies for this workstation. Each parent group and/or category is associated with the policies extracted from the policy database **109** for each of the one or more workstations receiving a download. Each application or hash in the application inventory database **103** can be associated with a parent group and/or category. Continuing with the example above, the workstation upload/download module **104** selects the hash values from the application inventory database **103** for applications that are associated with the parent group/or categories relating to games. Thus, the same application may be allowed to run on a workstation but not allowed to run on a different workstation. Flow continues to a state **908** where the workstation upload/download module **104** transmits the hash/policy table **204** or a portion thereof to the upload/download module **203**. The download file can include the application names, hash values, associated categories, and/or associated policies. Flow then proceeds to end state **910**.

[**0117**] Returning to decision state **902**, if the workstation upload/download module **104** is not generating a download for the workstation **101**, the process moves to a decision state **912** where the workstation upload/download module **104** determines whether to request an upload of the workstation inventory. The workstation inventory can include all, or a portion of, the logging database **206**.

[**0118**] If the workstation upload/download module **104** requests an upload from the workstation **101**, the process moves to a state **914** where a request is sent by the application server module **102** to the upload/download module **203**. Next, at a state **916**, the workstation upload/download module **104** receives the requested upload from the workstation **101**. The uploaded data can be formatted or unformatted. Additionally, the uploaded data can be encrypted and/or compressed or not. The workstation upload/download module **104** decrypts and uncompresses the uploaded data if decryption and/or uncompression is required at next state **918**.

[**0119**] Flow continues to state **920** where the workstation upload/download module **104** reassembles the uploaded data into a list of applications and any additional data associated with the applications. The workstation upload/download module **104** merges and sorts the collected data including the frequency count with other workstation inventories. The system can include thousands of workstation management modules, each of which is regularly uploading data from its logging database **206**. As explained above, the uploaded data can include any additional data associated with the application, for example, directory location. The workstation upload/download module **104** can merge and sort the uploaded data based on the application or any additional data associated with the application. For example, the workstation upload/download module **104** can refer to a request frequency to sort and merge the applications from one or more workstations **101**.

[**0120**] **FIG. 10** is a flow diagram illustrating the process of categorizing the applications at the application server module **102**. The process begins at a start state **1000**. Next, at a state **1002**, a network administrator launches the classification user interface **106** via the GUI. The GUI provides

a graphical interface tool for the network administrator to manipulate and manage the application inventory database **103**. The network administrator extracts a list of applications and/or associated data from the uncategorized application database **108** for review and categorization. The process moves to a state **1004** where the application and any related data is displayed for review by the network administrator. Next, at a state **1006**, the network administrator classifies the application based on the displayed data. The process then moves to a state **1008** where the process returns to states **1004** and **1006** for each application extracted from the uncategorized application database **108**.

[**0121**] **FIG. 11** is a flow diagram illustrating the process of downloading the master application database **300** to the application server module **102** and for uploading inventoried application data from the application server module **102**. The process begins at a start state **1100**. Next, at a state **1102**, the factory upload/download module **105** requests a download of the categorized applications from the application database factory **110**. The categorized applications are stored in the master application database **300** at the application database factory **10**. The time for receiving the categorized applications can be periodic, random, at a set time, or in response to polling. The factory upload/download module **105** and/or the upload/download module **301** can initiate the download to the application server module **102**. As explained above, the downloaded data can include any additional data associated with the application.

[**0122**] Flow continues to decision state **1104** where the factory upload/download module **105** (see **FIG. 3**) determines whether a send all uncategorized application flag has been activated. The send all uncategorized application flag can be selected by the network administrator via the classification user interface **106**. If the send all uncategorized application flag has been activated, the process moves to a state **1106** where the factory upload/download module **105** retrieves all applications from the uncategorized application database **108**. Flow continues to decision state **1108** where the factory upload/download module **105** determines if the send all application inventory flag has been activated. The send all application inventory flag can be activated by the network administrator via the classification user interface **106**. If the send all application inventory flag has been activated, the process moves to a state **1110** where the factory upload/download module **105** retrieves the data from the application inventory database **103**. Flow moves to a state **1112** where the uncategorized applications and any additional data associated with the applications, for example, collection data, can be formatted. The additional data can include request frequencies and/or indicators associated with the applications. The collection data is not required to be formatted and thus may be directly uploaded to the application database factory **110**. Moreover, the selection of a format for the collection data can depend on the type of data connection that the application database factory **110** has with the application server module **102**. For a data connection via the Internet **108**, the factory upload/download module **105** can use a markup language, for example, extensible markup language (XML), standard generalized markup language (SGML), and hypertext markup language (HTML), to format the collection data.

[**0123**] The collection data can be further processed prior to its upload to the application database factory **110**. For example, check limit state **1114** and compression and encryption state **1116** can be performed to process the collection data prior to uploading to the application database factory **110**. While these blocks may facilitate the upload of the collection data, they are not required to be performed. The collection data can be uploaded without applying states **1114** and **1116**. In this way the process can follow alternate path **1113**. Thus, the collection data can be directly uploaded to the application database factory **110** without applying states **1114** and **1116**.

[**0124**] If further processing is desired, the process moves to a state **1114** where the factory upload/download module **105** can limit the collection data to a maximum size for uploading to the application database factory **110**. For example, the collection data from a single workstation could be limited to a maximum of 20 megabytes. The process continues to a state **1116** where the collection data is compressed so that the collection data takes up less space. Further, the collection data is encrypted so that it is unreadable except by authorized users, for example, the application database factory **110**.

[**0125**] Flow continues to a state **1118** where the collection data is uploaded to the application database factory **110**. As explained above, the collection data can include any additional data associated with the application, for example, suite information. The process moves to a state **1120** where the upload/download module **301** continues with the download to the factory upload/download module **105**. The process moves to a state **1122** where the downloaded data is stored in the application inventory database **103**.

[**0126**] Returning to decision state **1108**, if the send all application inventory flag is not activated, flow moves to state **1112** as described above. Since the send all application inventory flag was not activated, the factory upload/download module **105** formats the data retrieved at state **1106** for its upload to the application database factory **110** as described with reference to states **1112**, **1114**, **1116** and **1118**.

[**0127**] Returning to decision state **1104**, if the send all uncategorized application flag was not activated, the process moves to decision state **1108** as described above where the factory upload/download module **105** determines if the send all application inventory flag has been activated. Depending on whether the send all application inventory flag was activated, the process then continues as described above.

[**0128**] **FIG. 12** is a flow diagram illustrating a process for collecting data by the application database factory **110**. The process begins at a state **1200**. Next, at a decision state **1202**, the application database factory **110** can download the master application database **300** to the application server module **102**. If the application database factory **110** is to download the master application database **300** to the application server module **102**, the process moves to a state **1204** where the upload/download module **301** extracts categorized applications from the master application database **300**. A subset of the categorized applications can be selected for download to the application server module **102**. The subset can include only categorized applications that have been deemed ready for publishing.

[**0129**] The process moves to a state **1206** where the application data retrieved from the master application database **300** can be formatted. The application data is not

required to be formatted and this may be directly downloaded to the application server module **102**. Moreover, the selection of a format for the data can depend on the type of data connection that the application database factory **110** has with the application server module **102**. For a data connection via the Internet **108**, the upload/download module **301** can use a markup language, for example, XML, SGML and HTML, to format the collection data.

[**0130**] The data to be downloaded can be further processed prior to its download to the application server module **102**. The process continues to a state **1208** where the application data is compressed so that the application data takes up less space. Further, the application data is encrypted so that it is unreadable except by authorized users, for example, the application server module **102**. Flow continues to a state **1210** where the application data is downloaded to the application server module **102**. The process then moves to state **1212** which is an end state.

[**0131**] Returning to decision state **1202**, if application data from the master application database **300** is not being downloaded to the application server module **102**, the process moves to a decision state **1214** where the application database factory **110** can receive an upload from the application server module **102**. If the application database factory **110** is not to receive an upload from the application server module **102**, the process moves to end state **1212**.

[**0132**] Returning to decision state **1214**, if the application database factory **110** is to receive an upload from the application server module **102**, the process moves to a state **1216** where the upload/download module **301** receives the upload from the factory upload/download module **105**. The collection data may be received on a periodic basis, randomly, at a set time, or in response to polling. The upload/download module **301** and/or the factory upload/download module **105** can initiate the upload to the application database factory **110**. As explained above, the collection can include any additional data associated with the application, for example, request frequencies associated with the application from the application inventory database **103** and/or request frequencies associated with applications from the uncategorized application database **108**. The collection data can be formatted or unformatted. Additionally, the collection data can be encrypted and/or compressed or not.

[**0133**] The process continues to a state **1218** where the upload/download module **301** decrypts and uncompresses the collection data if decryption and/or uncompression is required. The process moves to a state **1220** where the collection data is merged and sorted into the master application database **300** and the uncategorized application database **303**. The process then continues to end state **1212**.

[**0134**] **FIG. 13** is a flowchart illustrating the process of classifying applications from the uncategorized application database **303**. The process begins at start state **1300**. The process moves to a state **1302** where a list of applications is extracted from the uncategorized application database **303** for classification by the human reviewer via the application analyst's classification module **302**. The application analyst classification module **302** interfaces with the human reviewer to determine the appropriate category or categories of the application. Next, at a state **1304**, the application analyst's classification module **302** is utilized to display the application and any related data on the GUI. The related data can indicate to the human reviewer the category or categories with which the application should be associated. As explained above, the application analyst classification module **302** allows the human reviewer to analyze each application and any additional data that is associated with the application to determine its appropriate category or categories.

[**0135**] The process continues to a state **1306** where the human reviewer uses the application, related information, and any Internet information to research the application. The Internet information can be derived from a search using a web browser search engine. The application name and any of the related application data can be used for the Internet search. The human reviewer can further review documents, specifications, manuals, and the like to best determine the category or categories to associate with the application. The process continues to a state **1308** where the human reviewer classifies each application using the evidence associated with the application, any hints from the related information, and/or other research.

[**0136**] The process finally moves to a state **1310** where the selected category or categories that the human reviewer associated with the given application is stored in the master application database **300**.

[**0137**] **FIGS. 14-20** describe processes for monitoring the network behavior of an application. While the processes described with reference to **FIGS. 7 through 13** were directed to controlling applications when the applications are launched on the workstation, the processes described with reference to **FIGS. 14-20** are directed to controlling the operation of the application after the application is initially launched. For example, the execution launch detection module **210** initially evaluates a launched application and allows the application to run on the workstation based on the policy associated with the category or group of the application. Standing alone, the execution launch detection module **210** controls what applications are allowed to operate on any given workstation.

[**0138**] However, the subsequent operation of the application is monitored by the network access detection module **208**. Thus, even though an application is allowed to launch on a given workstation, the network access detection module **208** may curtail or limit the application if the application does not operate in a predetermined manner. Further, the network access detection module **208** can continually or periodically monitor the running application to ensure that the applications continues to operate in the predetermined manner.

[**0139**] **FIG. 14** is a flow diagram illustrating a process for monitoring the behavior of an application. In addition to monitoring behavior, the process can curtail or control the behavior of the application. The process monitors applications that request access to a network upon launch as well as applications that request access to the network after launch. Thus, applications that the execution launch detection module **210** allows to run on the workstation **101** may or may not be allowed to access the network.

[**0140**] The process begins at a start state **1400**. Next, at a state **1402**, an application requests access to a network. The request to access the network can be in response to a predetermined startup sequence for the workstation **101**. For

example, the workstation **101** could be programmed to access one or more networks upon power-on startup. Upon launch or after launch, an application may request access to a publisher's website to download software updates. This request for access may be in response to a user input or the application itself.

[**0141**] The network access detection module **208** (see **FIG. 2**) detects the network access of the application. Next, at a state **1404**, the application digest generator **201** generates a digest of data relating to the application. The digested data can be in the form of collection data. The collection data can include, for example, source IP address, destination IP address, source port number, destination port number and other network access data.

[**0142**] The process moves to a decision state **1406** where the network access detection module **208** compares the application digest and collection data prepared by the application digest generator **201** to the hash/policy table **204**. For example, a hash generated by the application digest generator **201** and collection data can be compared to hashes from the hash/policy table **204** and network access data associated with the hash. In one embodiment, a plurality of different hashes is generated and compared to hashes from the hash/policy table **204**. For example, an MD-5 hash and an SHA-1 hash could be generated for the requested application and compared to MD-5 hashes and SHA-1 hashes from the hash/policy table **204**. In this way, the behavior of the application is monitored by the network access detection module **208**.

[**0143**] If the hash and collection data corresponds to a hash stored in the hash/policy table **204** and the collection data associate with the hash in the hash/policy table **204**, the process continues to a state **1410** where the policy associated with the hash is applied in response to the network access request. In this case, the behavior or network attributes of the application matches with an expected behavior for the application. These policies can include allowing the application to access the network, denying access to the network, alerting the user that access to the network may receive further scrutiny by the network administrator, or allow for a certain amount of time for accessing the network. For example, at the end of a specified time the network access detection module **208** does not permit the application to continue accessing the network. Next, at a state **1412**, the network access detection module **208** logs the network access data for the classified application to the logging database **206**. In this way, a record is maintained of the applications that are allowed to access the network. The process then moves to a state **1414** where the network access detection module **208** monitors the system in order to detect the next network access by the same or another application on the workstation **101**.

[**0144**] The retrieved information from the hash/policy table **204** further includes a policy associated with the hash value. In one embodiment, category and/or parent group information that corresponds to the hash value is utilized in selecting the policy. For example, a hash value could be associated with a specific parent group. For example, the parent group could include "productivity,""communication, ""expected or predetermined network access," and "unexpected network access." The parent groups "expected or predetermined network access" and "unexpected network access" may be sub-groups or categories within another group. For example, a hash for a word processing application is associated with the group "productivity," and sub-categories "word processing" and "expected or predetermined network access." The sub-category "expected or predetermined network access" could then be associated with a policy that allows the access to the network. The sub-category "unexpected network access" could then be associated with a policy that does not allow access to the network or curtails or limits access to the network.

[**0145**] Returning to the decision state **1406**, if the application digest and collection data does not correspond with an application or hash classified in the hash/policy table **204**, flow moves to a state **1416** where the network access detection module **208** applies a not-classified application policy to the request to access to the network. The not-classified application policy can include, for example, allowing the application to access the network, denying access, or alerting the user that additional scrutiny will be applied to the network access, while limiting the amount of time that the application is allowed to access the network.

[**0146**] Flow moves to a state **1418** where the network access data for the not-classified application is logged to the logging database **206**. The process continues to state **1414** as described above where the network access detection module **208** awaits a request to access the network from the same application or different application.

[**0147**] **FIG. 15** is a flow diagram illustrating a process performed by the workstation for uploading and downloading collection data related to the network accessing applications with the application server module **102**. The process begins at a start state **1500**. Next, at a state **1502**, the upload/download module **203** receives an incoming signal from the workstation upload/download module **104**. The process proceeds to a decision state **1504** where the upload/download module **203** receives a request to download the hash/policy table **204** from the application server module **102**. The time for receiving the download file can be periodic, random, added set time, or in response to polling. The upload/download module **203** and/or the workstation upload/download module **104** can initiate the download to the workstation management module **200**.

[**0148**] If it is determined in state **1504** that the upload/download module **203** is receiving a request to download from the application server module **102**, the process moves to a state **1506** where the upload/download module **203** receives and stores the hash/policy table **204** or a portion thereof. The hash\policy table **204** can include collection data in the form of network access data.

[**0149**] For example, the application server module **102** can select data from the application inventory database **103** and policies from the policy database **109** for copying to the hash/policy table **204**. The application inventory database **103** can include applications that have been categorized by the application database factory **110**. The application can be categorized via the classification user interface **106**.

[**0150**] A categorized application is an application that is associated with collection data. The collection data can include network access data. In some embodiments, the workstation upload/download module **104** transfers a portion of the hash/policy table **204**. For example, the upload/

download module **203** can receive an update so that the entire database need not be transmitted. In other embodiments, the upload/download module **203** receives a subset of the data from the application inventory database **103**. For example, the selected data could be the hash values which are combined with the policies.

[**0151**] The downloaded data can update the existing hash/policy table **204**. The downloaded data can be in the form of collection data from one or more sources. The sources can include the classification user interface **106** and the application database factory **110**. As explained above, the collection data can include any additional data associated with the applications, for example, request frequencies associated with the applications from the application inventory database and/or request frequencies associated with the applications from the uncategorized application database **108**, and/or indicators. As explained above, the application inventory database **103** can include the uncategorized application database **108** and the network access database **107**. Alternatively, the uncategorized application database **108** and/or the network access database **107** are combined into a single database or can be separate databases from the application inventory database **103**. The uncategorized application database **108** can include applications which are not classified or categorized along with applications that are not operating in an expected or predetermined manner. The network access data associated with the application may be stored in the network access database **107**, the uncategorized application database **108**, and/or the application inventory database **103**.

[**0152**] The process moves to a state **1510** where the upload/download module **203** awaits a wake-up signal from the application server module **102**.

[**0153**] Returning to the decision state **1504**, if the upload/download module **203** is not requesting a download from the application server module **102**, the process moves to a decision state **1525** to determine whether the application server module **102** is requesting collection data from the logging database **206**. If the application server module **102** is not requesting logging data, the process moves to state **1510** as described above. Returning to decision state **1525**, if the application server module **102** is requesting logging data, the process moves to decision state **1526** to determine whether the application server module **102** is only requesting collection data from the logging database **206** for uncategorized applications. The uncategorized applications can include applications that were previously categorized but are not operating in a predetermined or expected manner.

[**0154**] If the application server module **102** only requests data for uncategorized applications, the process moves to a state **1528** wherein the upload/download module **203** extracts and formats data associated with the uncategorized applications from the logging database **206** for uploading to the application server module **102**. The process next moves to a state **1530** where the data is transmitted to the application server module **102**. The collection data uploaded to the application server module **102** can be formatted or unformatted. Additionally, the collection data can be encrypted and/or compressed or not. The workstation upload/download module **104** decrypts and uncompresses the collection data if decryption and/or uncompression is required. The workstation upload/download module **104** reassembles the collection data into a list of applications and any additional data associated with the applications. The workstation upload/download module **104** merges and sorts the collection data.

[**0155**] Next, the process moves to the state **1510** where the workstation management module **200** awaits the next wake-up signal from the application server module **102**.

[**0156**] Returning to the decision state **1526**, if the application server module **102** is requesting more than the collection data for the uncategorized applications from the logging database **206**, the process moves to a state **1532** where the upload/download module **203** extracts and formats all of the application data in the logging database **206**. This data can include categorized data for applications that are listed in the hash/policy table **204** and uncategorized data for applications that are not listed in the hash/policy table **204**. The collection data can be formatted or unformatted. Additionally, the collection data can be encrypted and/or compressed or not. Flow then proceeds to state **1530** where the data is uploaded to the application server module **102**. The flow then proceeds as described above to state **1510** where the workstation management module **200** awaits a wake-up signal from the application server module **102**.

[**0157**] **FIG. 16** is a flow diagram illustrating a process performed by the application server module for uploading and downloading collection data for network accessing applications with the workstation **101**. The process begins at a start state **1600**. Next, at a decision state **1602**, the workstation upload/download module **104** determines whether to generate a download to the workstation management module **200**. The time for receiving the download can be periodic, random, at a set time, or in response to polling. The workstation upload/download module **104** and/or the upload/download module **203** can initiate the download to the workstation management module **200**. If the workstation upload/download module **104** is to download to the workstation management module **200**, the process moves to a state **1604** where the workstation upload/download module **104** extracts network access data from the network access database **107**. The network access data is compiled into a policy database **109**. The policy database **109** associates access permissions to each application based on which workstation receives the download. The policy database **109** can include different access privileges for each workstation **101**. In this way, different workstations **101** can have different policies associated with the same application running thereon.

[**0158**] The process moves to a state **1606** where the workstation upload/download module **104** creates a network access policy table in conjunction with the designated policies for this workstation. Thus, the same application may be allowed to access a website from a workstation but not allowed to access the same website from a different workstation.

[**0159**] Flow continues to a state **1608** where the workstation upload/download module **104** transmits the network access policy table or a portion thereof to the upload/download module **203**. The download file can include the application names, hash values, associated categories, and/or associated policies. Flow then proceeds to end state **1610**.

[**0160**] Returning to decision state **1602**, if the workstation upload/download module **104** is not generating a download

for the workstation **101**, the process moves to a decision state **1612** where the workstation upload/download module **104** determines whether to request an upload of the hash and network access data. The hash and network access data can include all, or a portion of, the logging database **206**.

[**0161**] If the workstation upload/download module **104** requests an upload from the workstation **101**, the process moves to a state **1614** where a request for all or only uncategorized data is sent by the application server module **102** to the upload/download module **203**. Next, at a state **1616**, the workstation upload/download module **104** receives the requested upload from the workstation **101**. The uploaded data can be formatted or unformatted. Additionally, the uploaded data can be encrypted and/or compressed or not. The workstation upload/download module **104** decrypts and uncompresses the uploaded data if decryption and/or uncompression is required at next state **1618**.

[**0162**] Flow continues to state **1620** where the workstation upload/download module **104** reassembles the uploaded data into a list of applications and any additional data associated with the network access. The workstation upload/download module **104** merges and sorts the collected data including the frequency count with other workstation inventories. The system can include thousands of workstation management modules, each of which is regularly uploading data from its logging database **206**. As explained above, the uploaded data can include any additional data associated with the network access, for example, the source IP address, destination IP address, source port number, destination port number and other network access data. The workstation upload/download module **104** can merge and sort the uploaded data based on the application or any additional data associated with the request for network access. For example, the workstation upload/download module **104** can refer to a destination IP address to sort and merge the applications from one or more workstations **101**.

[**0163**] **FIG. 17** is a flow diagram illustrating a process for analyzing network access data associated with an application's request to access the network at the application server module **102**. The process begins at a start state **1700**. Next, at a state **1702**, a network administrator launches the classification user interface **106** via the GUI. The GUI provides a graphical interface tool for the network administrator to manipulate and manage the application inventory database **103**. The network administrator extracts a list of applications and data from the network access database **107**.

[**0164**] The process moves to a state **1704** where the application and any related data is displayed for review by the network administrator. Next, at a state **1706**, the network administrator determines the allowed behavior for the application. The process then moves to a state **1708** where the process returns to states **1704** and **1706** for each application extracted from the network access database **107**.

[**0165**] **FIG. 18** is a flow diagram illustrating a process for uploading network access data from the application server module to the application database factory. The process begins at a start state **1800**. Next, at a state **1802**, the factory upload/download module **105** requests a download of the categorized applications from the application database factory **110**. The categorized applications are stored in the master application database **300** at the application database factory **110**. The time for receiving the categorized applications can be periodic, random, at a set time, or in response to polling. The factory upload/download module **105** and/or the upload/download module **301** can initiate the download to the application server module **102**. As explained above, the downloaded data can include any additional data associated with the application. The additional data can include network access data.

[**0166**] Flow continues to decision state **1804** where the factory upload/download module **105** (see **FIG. 3**) determines whether a send all uncategorized applications network access data flag has been activated. The flag can be selected by the network administrator via the classification user interface **106**. If the flag has been activated, the process moves to a state **1806** where the factory upload/download module **105** retrieves all uncategorized applications. Flow continues to decision state **1808** where the factory upload/download module **105** determines if the send all network access application inventory flag has been activated. The send all network access application inventory flag can be activated by the network administrator via the classification user interface **106**. If the send all network access application inventory flag has been activate, the process moves to a state **1810** where the factory upload/download module **105** retrieves the data from the application inventory database **103**. Flow moves to a state **1812** where the uncategorized applications and any additional data associated with the applications, for example, collection data, can be formatted. The additional data can include a source IP address, destination IP address, source port number, destination port number and other network access data associated with the applications. The collection data is not required to be formatted and thus may be directly uploaded to the application database factory **110**. Moreover, the selection of a format for the collection data can depend on the type of data connection that the application database factory **110** has with the application server module **102**. For a data connection via the Internet **108**, the factory upload/download module **105** can use a markup language, for example, extensible markup language (XML), standard generalized markup language (SGML), and hypertext markup language (HTML), to format the collection data.

[**0167**] The collection data can be further processed prior to its upload to the application database factory **110**. For example, check limit state **1814** and compression and encryption state **1816** can be performed to process the collection data prior to uploading to the application database factory **110**. While these blocks may facilitate the upload of the collection data, they are not required to be performed. The collection data can be uploaded without applying states **1814** and **1816**. In this way the process can follow alternate path **1813**. Thus, the collection data can be directly uploaded to the application database factory **110** without applying states **1814** and **1816**.

[**0168**] If further processing is desired, the process moves to a state **1814** where the factory upload/download module **105** can limit the collection data to a maximum size for uploading to the application database factory **110**. For example, the collection data from a single workstation could be limited to a maximum of 20 megabytes. The process continues to a state **1816** where the collection data is compressed so that the collection data takes up less space.

Further, the collection data is encrypted so that it is unreadable except by authorized users, for example, the application database factory **110**.

[**0169**] Flow continues to a state **1818** where the collection data is uploaded to the application database factory **110**. As explained above, the collection data can include any additional data associated with the application, for example, destination port information. The process moves to a state **1820** where the upload/download module **301** continues with the download to the factory upload/download module **105**. The process moves to a state **1822** where the downloaded data is stored in the application inventory database **103**.

[**0170**] Returning to decision state **1808**, if the send all network access application inventory flag is not activated, flow moves to state **1812** as described above. Since the send all network access application inventory flag was not activated, the factory upload/download module **105** formats the data retrieved at state **1806** for its upload to the application database factory **110** as described with reference to states **1812**, **1814**, **1816** and **1818**.

[**0171**] Returning to decision state **1804**, if the send all uncategorized applications network access flag was not activated, the process moves to decision state **1808** as described above where the factory upload/download module **105** determines if the send all network access application inventory flag has been activated. Depending on whether the send all network access application inventory flag was activated, the process then continues as described above.

[**0172**] **FIG. 19** is a flow diagram illustrating a process for downloading network access data from the application database factory to the application server module. The process begins at a state **1900**. Next, at a decision state **1902**, the application database factory **110** can download the master application database **300** to the application server module **102**. If the application database factory **110** is to download the master application database **300** to the application server module **102**, the process moves to a state **1904** where the upload/download module **301** extracts categorized applications from the master application database **300**. A subset of the categorized applications can be selected for download to the application server module **102**. The subset can include only categorized applications that have been deemed ready for publishing.

[**0173**] The process moves to a state **1906** where the application data retrieved from the master application database **300** can be formatted. The application data is not required to be formatted and this may be directly downloaded to the application server module **102**. Moreover, the selection of a format for the data can depend on the type of data connection that the application database factory **110** has with the application server module **102**. For a data connection via the Internet **108**, the upload/download module **301** can use a markup language, for example, XML, SGML and HTML, to format the collection data.

[**0174**] The data to be downloaded can be further processed prior to its download to the application server module **102**. The process continues to a state **1908** where the application data is compressed so that the application data takes up less space. Further, the application data is encrypted so that it is unreadable except by authorized users, for example, the application server module **102**. Flow continues to a state **1910** where the application data is downloaded to the application server module **102**. The process then moves to state **1912** which is an end state.

[**0175**] Returning to decision state **1902**, if application data from the master application database **300** is not being downloaded to the application server module **102**, the process moves to a decision state **1914** where the application database factory **110** can receive an upload from the application server module **102**. If the application database factory **110** is not to receive an upload from the application server module **102**, the process moves to end state **1912**.

[**0176**] Returning to decision state **1914**, if the application database factory **110** is to receive an upload from the application server module **102**, the process moves to a state **1916** where the upload/download module **301** receives the upload from the factory upload/download module **105**. The time for receiving the collection data can be periodic, random, at a set time, or in response to polling. The upload/download module **301** and/or the factory upload/download module **105** can initiate the upload to the application database factory **110**. As explained above, the collection can include any additional data associated with the application, for example, a source IP address, destination IP address, source port number, destination port number and other network access data associated with the application from the application inventory database **103** and/or a source IP address, destination IP address, source port number, destination port number and other network access data associated with applications from the uncategorized application database **108** and/or the network access database **304**. The collection data can be formatted or unformatted. Additionally, the collection data can be encrypted and/or compressed or not.

[**0177**] The process continues to a state **1918** where the upload/download module **301** decrypts and uncompresses the collection data if decryption and/or uncompression is required. The process moves to a state **1920** where the collection data is merged and sorted into the master application database **300** and the uncategorized application database **303** and/or the network access database **304**. The process then continues to end state **1912**.

[**0178**] **FIG. 20** is a flow diagram illustrating a process for analyzing the network access data associated with an application at the application database factory. The process begins at start state **2000**. The process moves to a state **2002** where a list of applications is extracted from the uncategorized application database **303** and/or the network access database **304** for classification by the human reviewer via the application analyst's classification module **302**. The application analyst classification module **302** interfaces with the human reviewer to determine the appropriate category or categories of the application. These categories may include "expected or predetermined network access" and "unexpected network access." The category "expected or predetermined network access" could then be associated with a policy that allows the access to the network. The category "unexpected network access" could then be associated with a policy that does not allow access to the network.

[**0179**] Next, at a state **2004**, the application analyst's classification module **302** is utilized to display the application and any related data on the GUI. The related data can

indicate to the human reviewer the expected network activity for the application. As explained above, the application analyst classification module **302** allows the human reviewer to analyze each application and any additional data that is associated with the application to determine an expected or allowed network activity.

[**0180**] The process continues to a state **2006** where the human reviewer analyzes the application, related information, and any Internet related information. The Internet information can be derived from a search using a web browser search engine. The application name and any of the related collection data can be used for the Internet search.

[**0181**] The expected or allowed network activity can be based upon prior or contemporaneous network activity for the same application. For example, the expected network activity for an application running on a first workstation **101** can be determined from a record of that application's prior activity on the first workstation. In addition or in the alternative, the expected network activity for an application is determined from a record of that application's prior activity on multiple workstations.

[**0182**] The expected network activity can be determined from network activity by a different but related application. For example, the programs or applications from a single software company may have common access privileges. The access privilege associated with a later version of an application may share common access privileges with an earlier version of the same application.

[**0183**] The network activity of the same application running on different workstations can be weighted in a predetermined manner to determine an expected network activity for the application. The expected network activity can determine a common access privilege for multiple workstations. The workstation management module stores the expected network activity in the hash/policy table **204**. In a preferred embodiment, the network activity from multiple workstations is uploaded to the application database factory **110**. The access privilege can be determined at the application database factory **110**.

[**0184**] The expected network activity for a given application can include one or more network attributes that are associated with the application. The attributes are associated with the application when the application accesses the network in an expected manner. These attributes can include, for example, a specific protocol, a specific I. P. address, and a specific access port. For example, the specific protocol for an application is listed in the hash/policy table **204**. If the application requests access to the network using a different protocol than the expected protocol listed in the hash/policy table **204**, the network access detection module **208** may disallow access.

[**0185**] An application may request access to the network multiple times in a single day. However, one or more of the network attributes associated with the application may be different for each attempted access. In this way, the attributes of the application may change over time. The network detection access module **208** may allow a first combination of one or more network attributes while disallowing a second combination of the one or more network attributes. The human reviewer can further review documents, specifications, manuals, and the like to best determine the expected or allowed behavior for the network requesting application.

[**0186**] Each combination of the one or more attributes can be associated with one or more categories. The one or more categories can be further associated with the policies or rules for the workstation **101** and/or user.

[**0187**] The process continues to a state **2008** where the human reviewer determines the allowed behavior for the application using the evidence associated with the application, any hints from the related information, and/or other research. The process finally moves to a state **2010** where the allowed behavior for the network requesting application is stored in the master application database **300**.

[**0188**] While the above detailed description has shown, described, and pointed out novel features of the invention as applied to various embodiments, it will be understood that various omissions, substitutions, and changes in the form and details of the device or process illustrated may be made by those skilled in the art without departing from the spirit of the invention. The scope of the invention is indicated by the appended claims rather than by the foregoing description. All changes which come within the meaning and range of equivalency of the claims are to be embraced within their scope.

What is claimed is:

1. A system for collecting network access data for use in updating a monitoring system which controls programs accessing a network, comprising:

a workstation configured such that a program resident thereon can access a network;

a workstation management module coupled to the workstation and configured to detect the program accessing the network, determine whether the program is in a network access database, send program data associated with the program to an application server module if the program is not in the network access database, and apply one or more policies that are associated with the program, wherein the one or more policies are received from the application server module; and

an application server module coupled to the workstation and configured to receive the program data from the workstation management module if the program was not in the network access database, determine whether the program is operating in a predetermined manner, if the program is not operating in a predetermined manner, then send the program data to an application database factory, if the program is operating in a predetermined manner, then provide the one or more policies associated with the program to the workstation management module.

2. The system of claim 1 wherein the application database factory is configured to receive the program data from the application server module if the program is not operating in a predetermined manner, determine whether the program was previously analyzed by the application database factory, if the program was not previously analyzed, then determine one or more categories to associate with the program and provide the one or more categories to the application server module, if the program was previously categorized, then provide the one or more categories that were previously associated with the program data to the application server module.

3. The system of claim 2, wherein the network access database comprises hash values.

4. The system of claim 2, wherein the network access database comprises one or more categories and one or more policies associated with the program.

5. The system of claim 2, wherein the application server module is further configured to analyze the program data for a data characteristic that is indicative of whether the program is operating in the predetermined manner, and to associate one or more indicators with the program.

6. The system of claim 5, wherein analyzing the program data is performed on text strings that are associated with the program.

7. The system of claim 5, wherein the one or more indicators includes a category flag.

8. The system of claim 7, wherein the application server module uses the one or more indicators to screen the program prior to sending the program data to the application database factory.

9. The system of claim 2, wherein the workstation management module comprises an application digest generator configured to determine the program data to associate with the program.

10. The system of claim 9, wherein the program data includes a source IP address.

11. The system of claim 9, wherein the program data includes a destination IP address.

12. The system of claim 9, wherein the program data includes a destination port number.

13. The system of claim 9, wherein the application server module comprises:

a classification user interface configured to provide an interface for a network administrator to select the one or more policies that are associated with the program;

and

an upload/download manager module configured to send the program data to the application database factory and to receive the one or more policies from the application database factory.

14. The system of claim 1, wherein the network access database includes a frequency that is associated with the program and indicates the frequency at which the program accesses the network.

15. The system of claim 13, wherein the upload/download manager module is configured to send a frequency to the application database factory.

16. The system of claim 15, wherein the network access database includes a protocol that is associated with the program.

17. The system of claim 1, wherein the one or more policies include allowing the program to access the network based on the one or more policies associated with the program and the user.

18. The system of claim 1, wherein the one or more policies include not allowing the program to access the network based on the one or more policies associated with the program and the user.

19. The system of claim 2, wherein the application database factory comprises:

an upload/download module configured to receive the program data from the application server module, determine whether the program data has been previously analyzed, and provide the one or more categories to the application server module;

an application analyst's classification module configured to categorize the program if not previously categorized by the application database factory; and

a master application database configured to store the program and the one or more categories.

20. The system of claim 19, wherein the upload/download module is configured to receive a frequency from the application server module to prioritize processing of the program in the application database factory.

21. The system of claim 19, further comprising:

a second workstation; and

a second application server module coupled to the second workstation and the application database factory.

22. The system of claim 19, wherein the upload/download module is further configured to merge and sort the program data and a second program data received from the second workstation.

23. A method of updating a system which controls operation of programs on a workstation, the method comprising:

detecting a network access attempt by an application;

generating an application digest for the application;

determining whether the application is associated with one or more policies;

if the application is associated with one or more policies, then applying the one or more policies that are associated with the application;

if the application is not associated with one or more policies, then posting the application to a logging database;

uploading the logging database to an application server module;

determining whether the application is in an application inventory database, wherein the application is associated with one or more policies; and

if the application is not in the application inventory database of the application server module, then posting the application to a network access database, if the application is in the application inventory database, then applying one or more policies associated with the application.

24. The method of claim 23, further comprising:

uploading the network access database to an application database factory;

determining whether each application has been previously analyzed by the application database factory;

for each application that was not previously analyzed, assigning one or more categories to each application and/or data associated with the application;

posting each application along with its selected one or more categories into a database of categorized applications; and

downloading the database of categorized applications for incorporation into the application inventory database.

25. The method of claim 24, further comprising:

updating a frequency in the application inventory database if the application is in the application inventory database; and

uploading the application inventory database to the application database factory.

26. The method of claim 23, wherein the one or more policies include allowing or disallowing the application to access the network.

27. The method of claim 23, wherein the one or more policies include allowing the application to access the network.

28. The method of claim 23, wherein the logging database further includes additional data associated with the application.

29. The method of claim 28, wherein the additional data includes a destination port number.

30. The method of claim 28, wherein the additional data includes a source IP address.

31. The method of claim 28, wherein the additional data includes a destination IP address.

32. The method of claim 28, wherein the additional data includes a source port number.

33. The method of claim 23, further comprising:

analyzing the application and/or additional data associated with the application for data characteristics that are indicative of the one or more categories;

and

associating one or more indicators with the application.

34. The method of claim 33, wherein the analyzing the program data is performed on text strings that are associated with the application.

35. The method of claim 33, wherein the one or more indicators can include a category flag.

36. The method of claim 35, further comprising screening the application using the one or more indicators prior to uploading the network access database to the application database factory.

37. A method of collecting collection data for use in updating a system which controls network access of programs, the method comprising:

detecting access request to a network by a program;

determining whether the program is stored in a table;

if the program is stored, applying a first rule that is associated with the program; and

if the program is not stored, posting the program to a database.

38. The method of claim 37, further comprising:

pre-filtering the program and/or data associated with the program for data characteristics that are indicative of one or more categories; and

associating a second rule with the program based on at least in part the one or more categories indicated by the data characteristics.

39. A method of updating a system which controls network access by programs on a workstation, the method comprising:

detecting a network access request of an application;

generating a hash value for the application, wherein the hash values includes network access data;

comparing the generated hash value to one or more hash values in a hash/policy table that includes one or more policies associated with the one or more hash values;

if the generated hash value matches one or more of the hash values in the hash/policy table, then applying the one or more policies that are associated with the one or more hash values;

if the generated hash value does not match one or more hash values in the hash/policy table, then posting the application to a logging database;

uploading the logging database to an application server module;

determining whether the application from the logging database is in an application inventory database; and

if the application is not in the application inventory database, then posting the application to a network access database.

40. The method of claim 39, further comprising scanning the logging database to determine a frequency count for the application.

41. The method of claim 39, further comprising:

uploading the network access database to an application database factory;

determining whether the application has been previously analyzed by the application database factory;

for each application that was not previously analyzed, selecting one or more categories to associate with that application;

posting each application along with its selected one or more categories into a database of applications; and

downloading the database of applications for incorporation into the application inventory database.

* * * * *