Overview of My "Simple Chatbot" Code and Video

I have developed a Chatbot with the equivalent functionality of Symons reference as described by Symons Blog[1] and demonstrated by the Symons Video[2] in support of my Declarations submitted as Ex2001 in IPR Nos. 2023-01368, 2023-01379, and 2024-00065. The following is a summary of what capability is demonstrated in the Symons cited material, and how my chatbot replicates that functionality.

<u>Chatbot capability demonstrated in Symons</u>

As indicated in the Symons video, the specific steps performed by the Symons chatbot are:

1. Chatbot waits for an initial message from the chatbot user
2. Chatbot announces that it can only "create a new Chronos signature"
3. Chatbot waits for another message from the chatbot user
4. Chatbot then prompts the user for four pieces of information: name, role, email, and phone number.

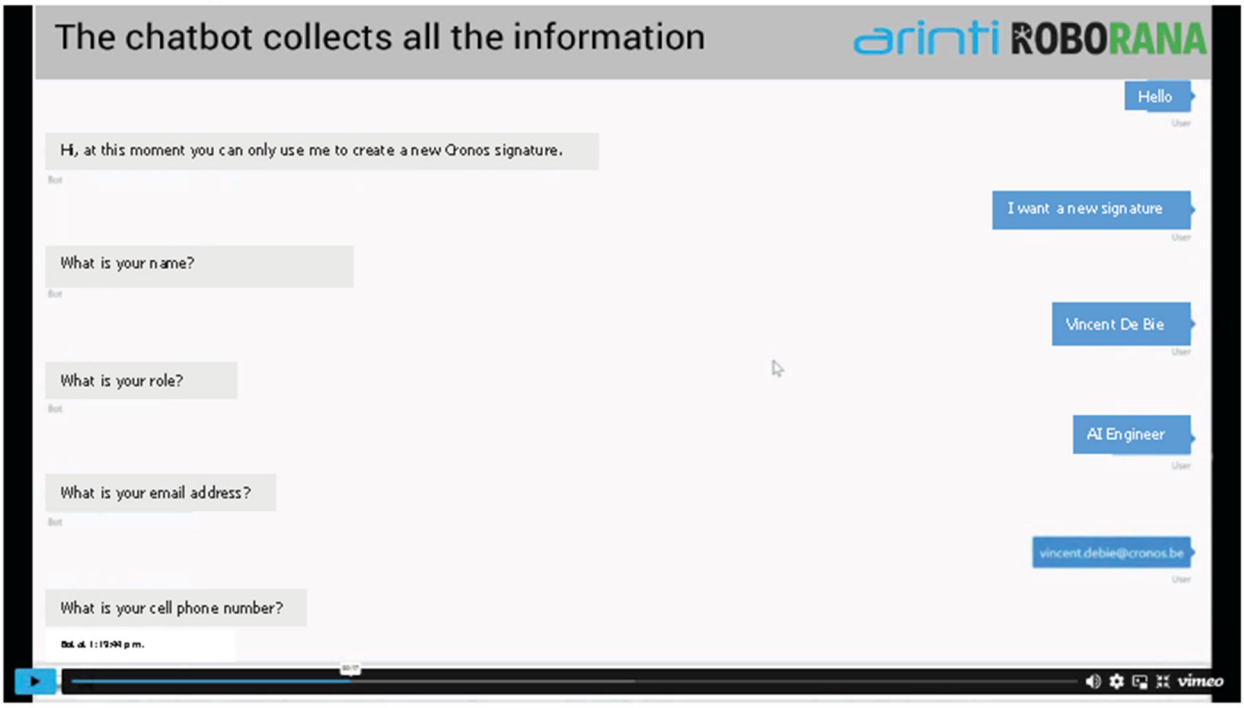

[1] Ex1004, S. Symons, When Chatbots meet RPA bots, https://medium.com/roborana/when-chatbots-meet-rpa-botsc8b22579f49a,Medium (Oct. 19, 2017)

[2] Screenshots of S. Symons, RPA meets chatbot: Automatically generate e-mail signature, https://vimeo.com/238927879, Vimeo
(Oct. 19, 2017)

IPR2024-00065
WHATFIX INC. v. WALKME LTD.
WALKME LTD. EXHIBIT 2006

After the chatbot prompts the user for those four data fields it proceeds with:

5. Chatbot asks if the user wishes to change the information.
6. User may change one or more of the values previously enter and/or approves then approves that information.
7. Once the user has approved the information they have entered, that information (name, role, and phone number) is transmitted to the RPA server.

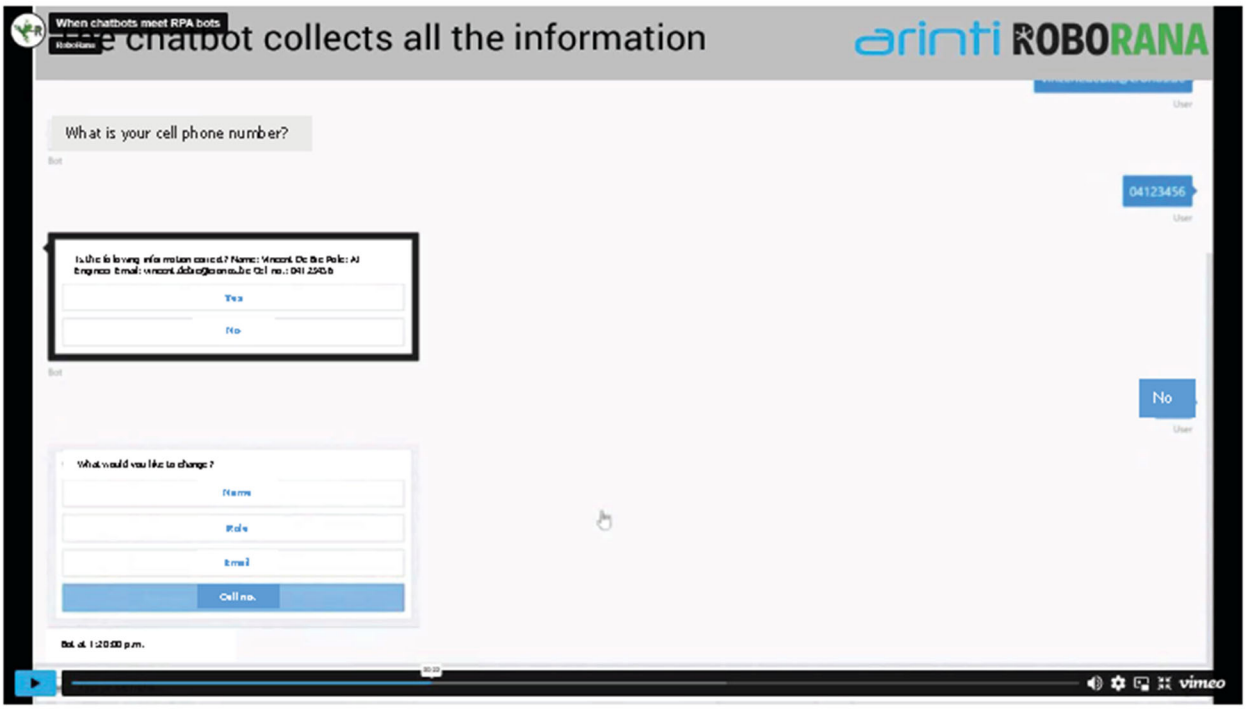

(Exhibit 1006 Page 9)

Dr. Beigi has asserted that a chatbot inherently uses Natural Language Processing (NLP) since the Chatbot presents the user with English language text and the user can respond with English language text. (Ex2003, 139:3-140:10). However, this is not the criteria for Natural Language Processing. Natural Language Processing would require that the chatbot comprehend, or at least recognize, some portion of the messages sent to and from the user.

As of 2017 there were many types of chatbots that existed, many of which did not have Natural Language Processing such as simple rules based chatbots, or even simpler data entry chatbots which prompted user for information. In the case of the simple rules based chatbot, there would be very specific set of conditions in which the chatbot could request information and/or understand the messages input by the user. In the case of a simple data entry chatbot, it is not necessary for the chatbot to understand any information or requests sent by the user.

If the function being performed by the chatbot was very limited, the chatbot would not require a more complex chatbot that processex and recognizes English language requests or responses. For example, if all that was required was to for the user to input four data fields (e.g. name, role, email, phone number) implementing a complex chatbot with Natural Language Processing would be a significant overkill both in capability and in cost.

In addition, as described in the Symons blog, the only capability being demonstrated in the RoboRana / Cronos Group showcase is the ability to integrate chatbots with AI technology such as a Robotics Process Automation bot (or RPA bot). There is no mention of either the type of chatbot used or that it has the capability for Natural Language processing. And, neither the blog nor the video demonstrates any chatbot capability other than to enter and edit those data fields.

For example, when the user enters the message “I want a new signature”, there is no indication that the chatbot even understood that request. It could easily be programmed to proceed to the prompt “what is your name” regardless of what the user typed.

The only time that the video indicates that the chatbot actually recognizes or understands anything input by the user is in the dialog boxes asking the user to verify or change the information they previously entered. As Dr. Beigi indicated (Ex2003, 199:11-200:19), dialog boxes with simple button choices do not demonstrate the capability of Natural Language Processing.

<u>Chatbot capability of my chatbot program (inputting same user input as Symons)</u>

As indicated in the “Simple Chatbot” video (Ex2008), the specific steps performed by my chatbot are:

1. Chatbot waits for an initial message from the chatbot user
2. Chatbot announces that it can only “create a new Chronos signature”
3. Chatbot waits for another message from the chatbot user
4. Chatbot then prompts the user for four pieces of information: name, role, email, and phone number.

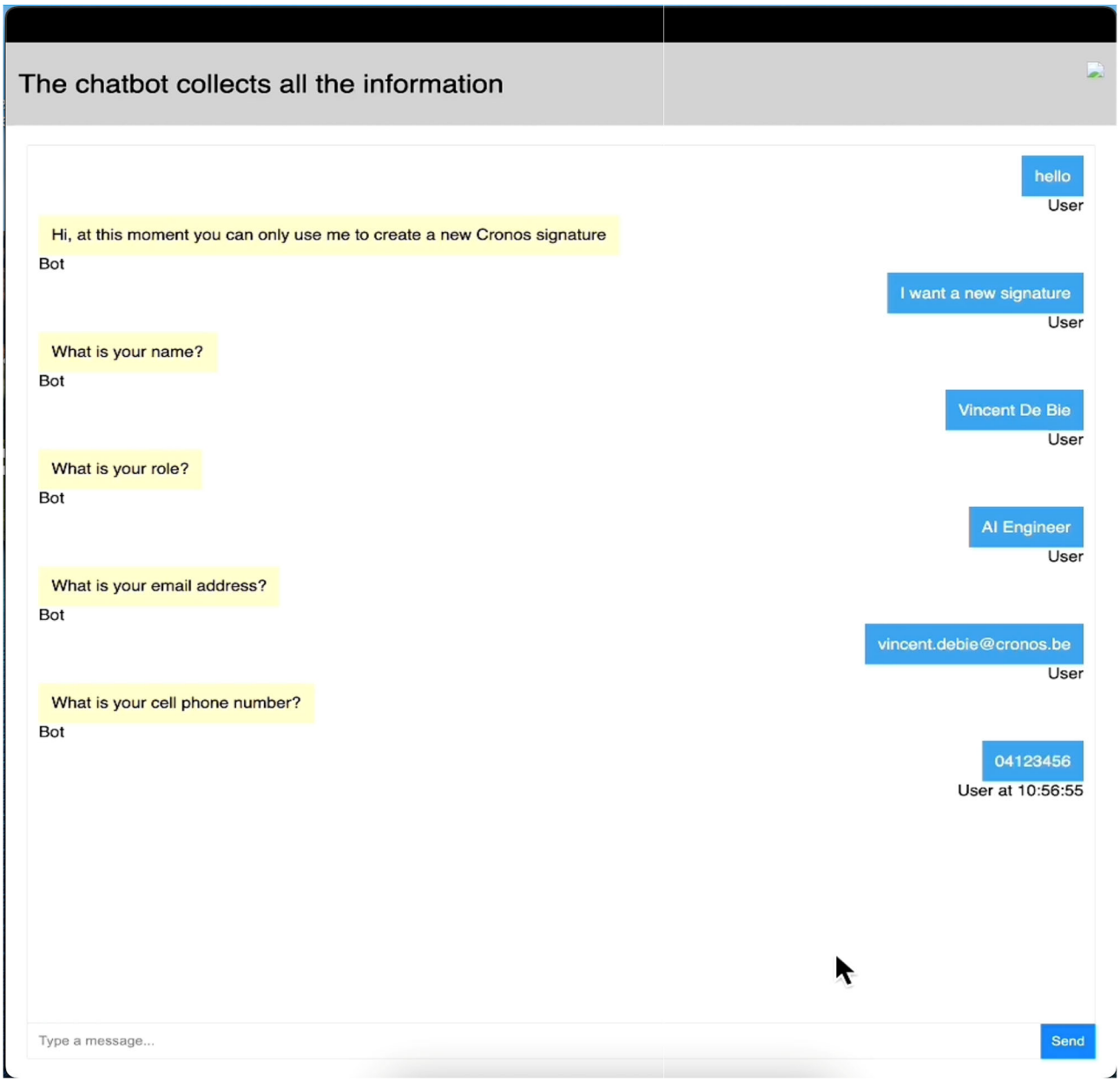

As shown in the HTML below, the chatbot simply proceeds through a series of prompts, one after another. In response to each to the last for prompts (i.e. “What is your name? … What is your cell phone number”) the chatbot simply collects whatever the user types in (e.g. immediately after prompting for the name (`return 'What is your name?'`) the HTML simply collects whatever message the user types in the userName variable. (`userName = message;`).

```
    function getBotResponse(message) {
            switch (state) {
                case 'initial':
          state = 'new_signature';
          return 'Hi, at this moment you can only use me to
create a new Cronos signature';
                case 'new_signature':
                     state = 'get_name';
                     return 'What is your name?';
                case 'get_name':
                    userName = message;
                    state = 'get_role';
                    return 'What is your role?';
                case 'get_role':
                    userRole = message;
                    state = 'get_email';
                    return 'What is your email address?';
                case 'get_email':
                    userEmail = message;
                    state = 'get_phone';
                    return 'What is your cell phone number?';
                case 'get_phone':
                    userPhone = message;
                    state = 'change_question';
```

After my chatbot prompts the user for those four data fields it proceeds with:

1. Chatbot asks if the user wishes to change the information.
2. User may change one or more of the values previously enter and/or approves then approves that information.
3. Once the user has approved the information they have entered, that information (name, role, email, and phone number) is transmitted to the RPA server.

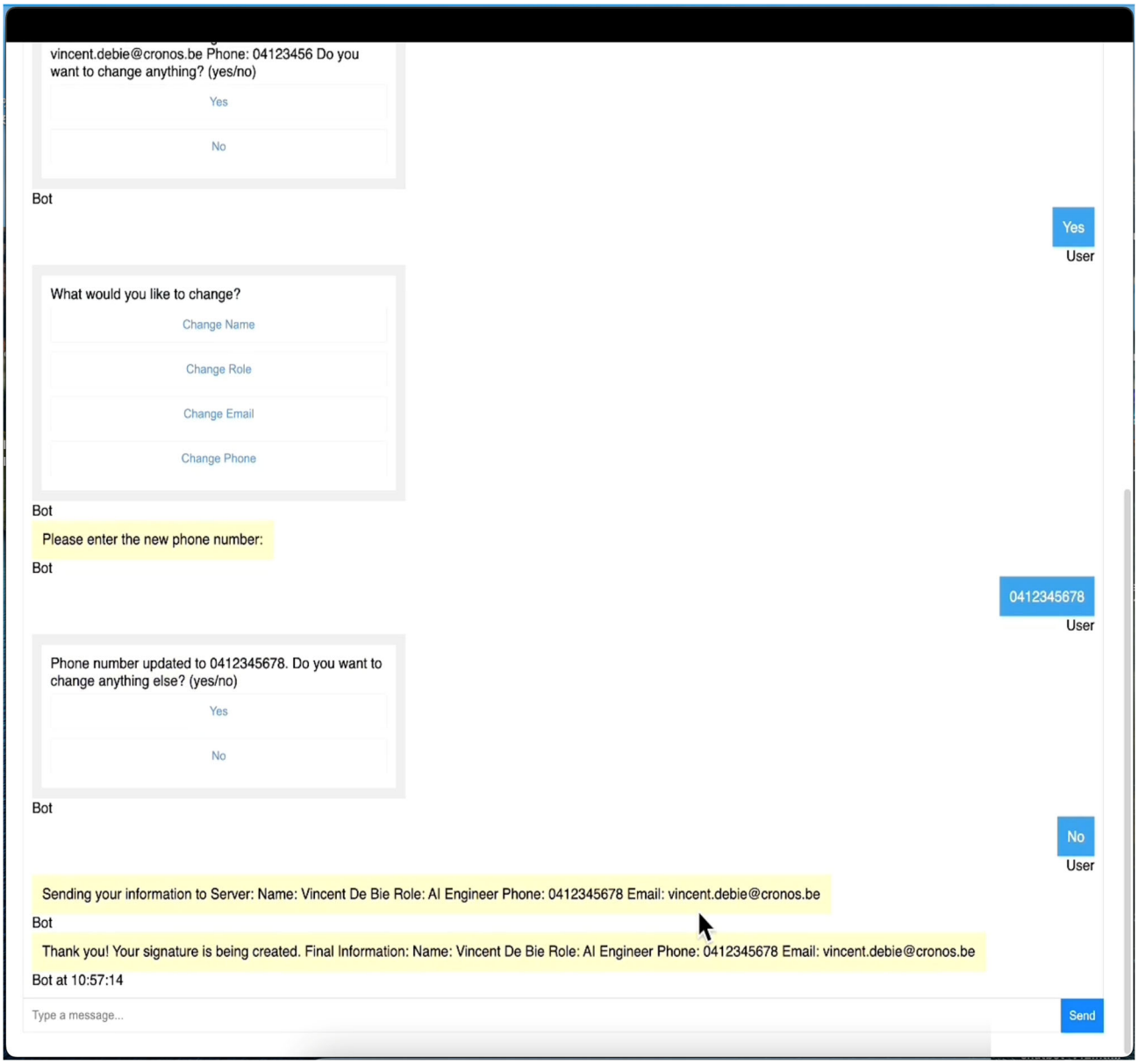

Note, that the behavior if my chatbot is identical to the chatbot in the Symons reference. The information that is collected by the chatbot is sent to a Server (e.g. an RPA Server). This is done the most common HTML method known as POST a URL.

The following shows the function someWebsiteFunction that sends those four parameters (name, role, phoneNumber, Email) in a URL to be "`POST`ed" to the "`RPAServer.com`" server as highlighted below.

```
function someWebsiteFunction(UserName, userRole, userPhone,
userEmail) {
            const url =
'https://RPAServer.com/api?Name=$userName}&Role=${userRole}
&Phone=${userPhone}&Email=${userEmail}';
            const data = { name, role, phone: phoneNumber,
Email };

            fetch(url, {
                method: 'POST',
                headers: { 'Content-Type':
'application/json' },
                body: JSON.stringify(data)
            })
            .then(response => response.json())
            .then(responseData => {
                console.log('Success:', responseData);
            })
            .catch(error => {
                console.error('Error:', error);
            });
        }
```

<u>Chatbot capability of my browser program (inputting different user input as Symons)</u>

By running my chatbot again, this time with different user input, we see that the chatbot still prompts the user for the same information regardless of what the user types. For example, when notified that user can only create a Cronos signature, the user requests ice cream. The chatbot has no understanding of this response, but it is not necessary since it continues with the same steps as before, which is to collect information to be included in the signature.

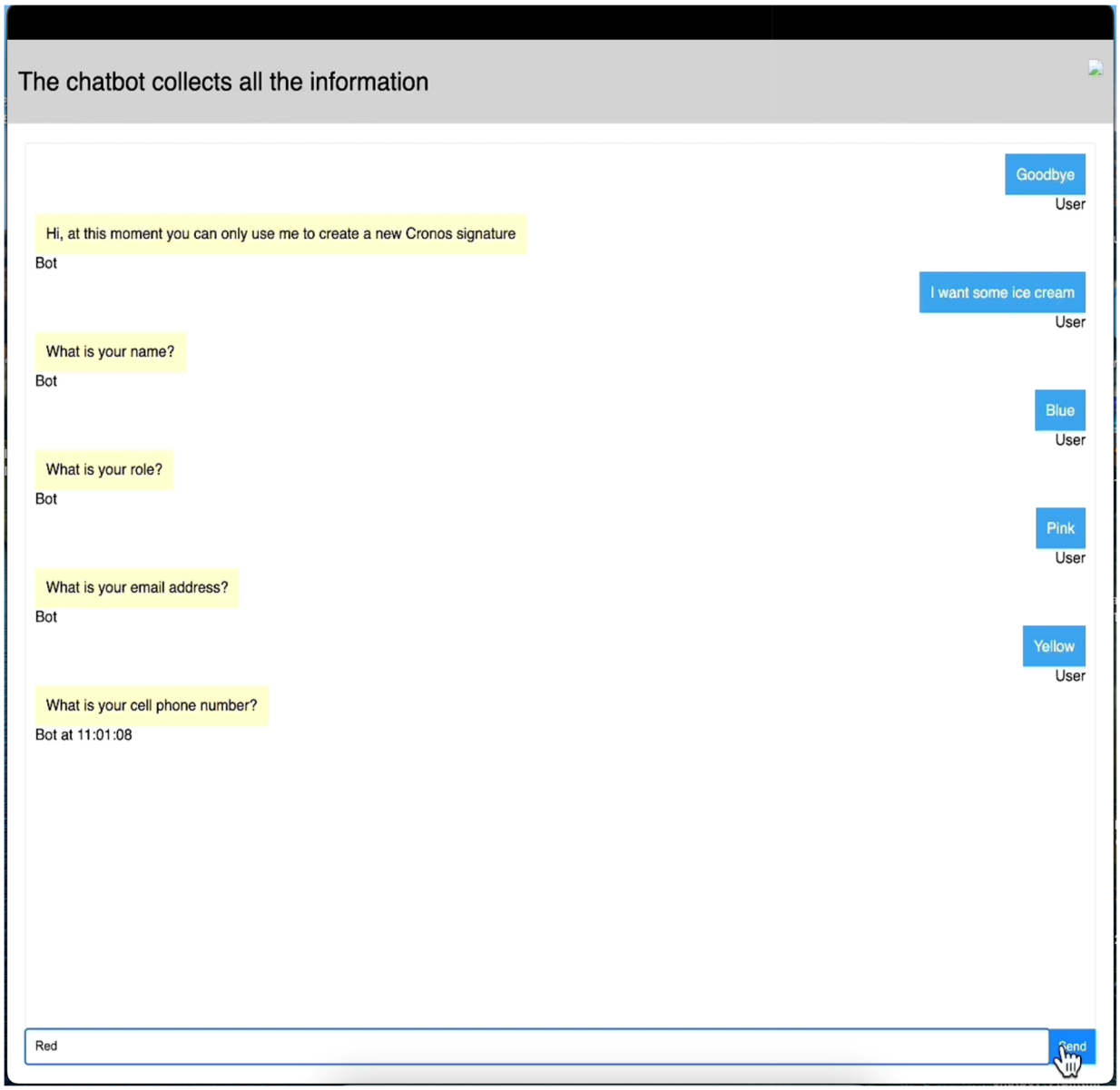
The chatbot collects all the information
Goodbye
User
Hi, at this moment you can only use me to create a new Cronos signature
Bot
I want some ice cream
User
What is your name?
Bot
Blue
User
What is your role?
Bot
Pink
User
What is your email address?
Bot
Yellow
User
What is your cell phone number?
Bot at 11:01:08
Red
Send

This is typical behavior of simple data entry chatbots, and even rules based chatbots, that do not have Natural Language Processing. In this case, Natural Language Processing is not required since the Symons chatbot only performs one task, to collect four pieces of information (whatever the user chooses to provide) and send them to the Server to be included in a new signature.
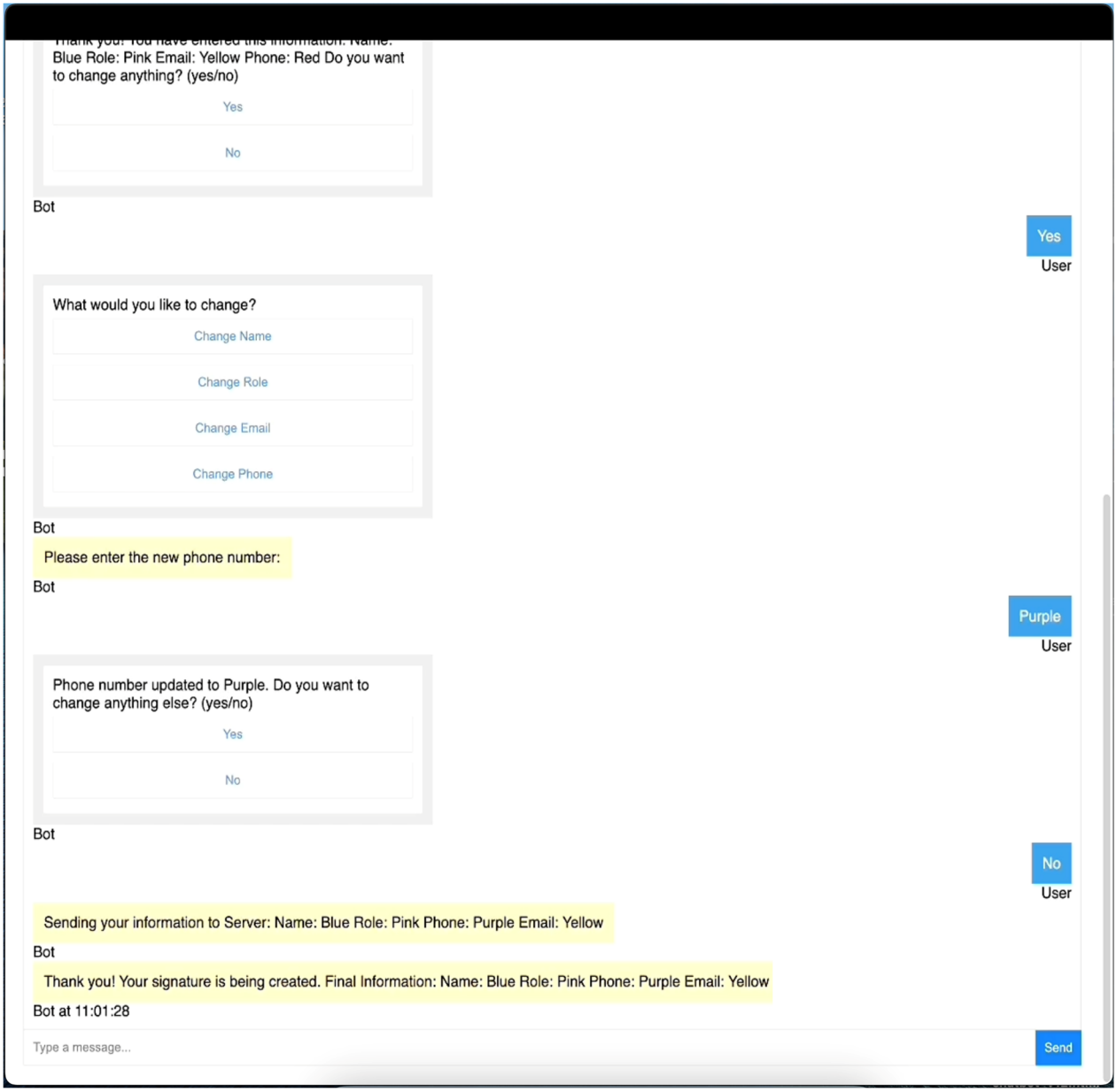
As indicated below, this is exactly what my chatbot does. After an example of changing the phone number from “Yellow” to “Purple”, it sends those four pieces of information to the Server to be included in the signature.