U.S. District Court for the District of Delaware D.Del.

Showing **9,050** Patent cases in D.Del.; pending between 2013-11-01 and 2023-11-07.; sorted by most recent docket activity.

Summary

Case Filings

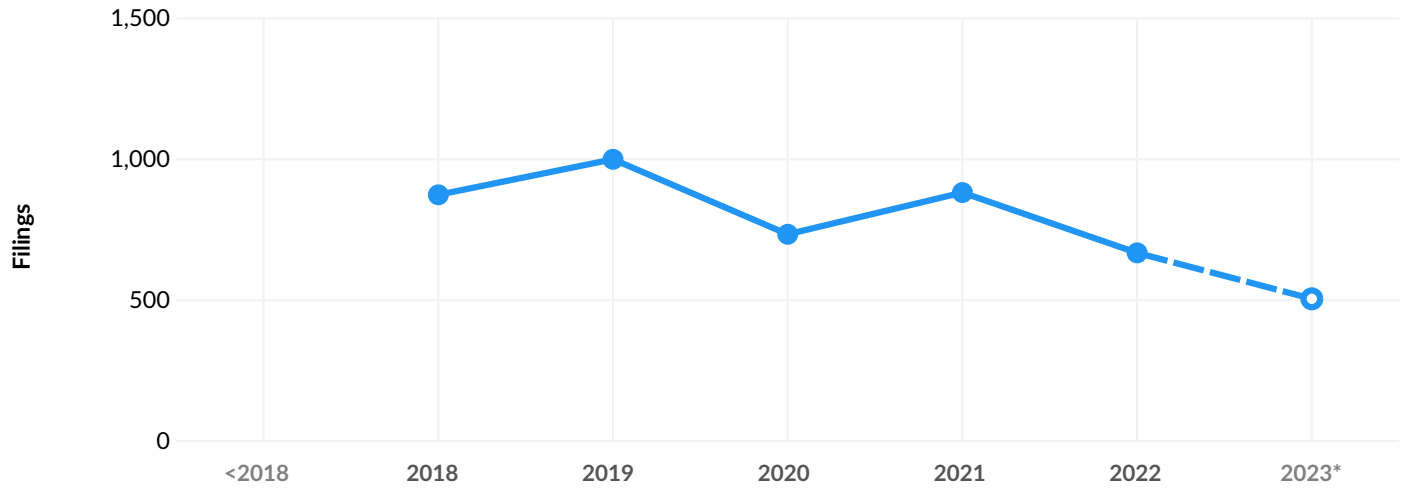

	<2018	2018	2019	2020	2021	2022	2023*
Patent	4,501	874	1,000	734	882	668	391

* 2023 numbers are year-to-date. Open dots are full-year estimates.

Cases by Type

Case Types	Cases
Patent	9,050
Trademark	110
Antitrust	65
Copyright	15
Contracts	278
Trade Secret	46
Torts	3
Internet	4
Class Action	1

All other Case Types have 0 results in this case list.

District Judges

Richard Gibson Andrews	2,445	27%
Leonard Philip Stark	2,298	25%
Gregory Moneta Sleet	1,277	14%
Colm Felix Connolly	1,265	14%
Maryellen Noreika	1,238	14%
25 Other Judges		

Case Status



Open: 776 (9%) Terminated: 8,274 (91%)

IPR2024-00069
Attentive Mobile EX-2007

Timing

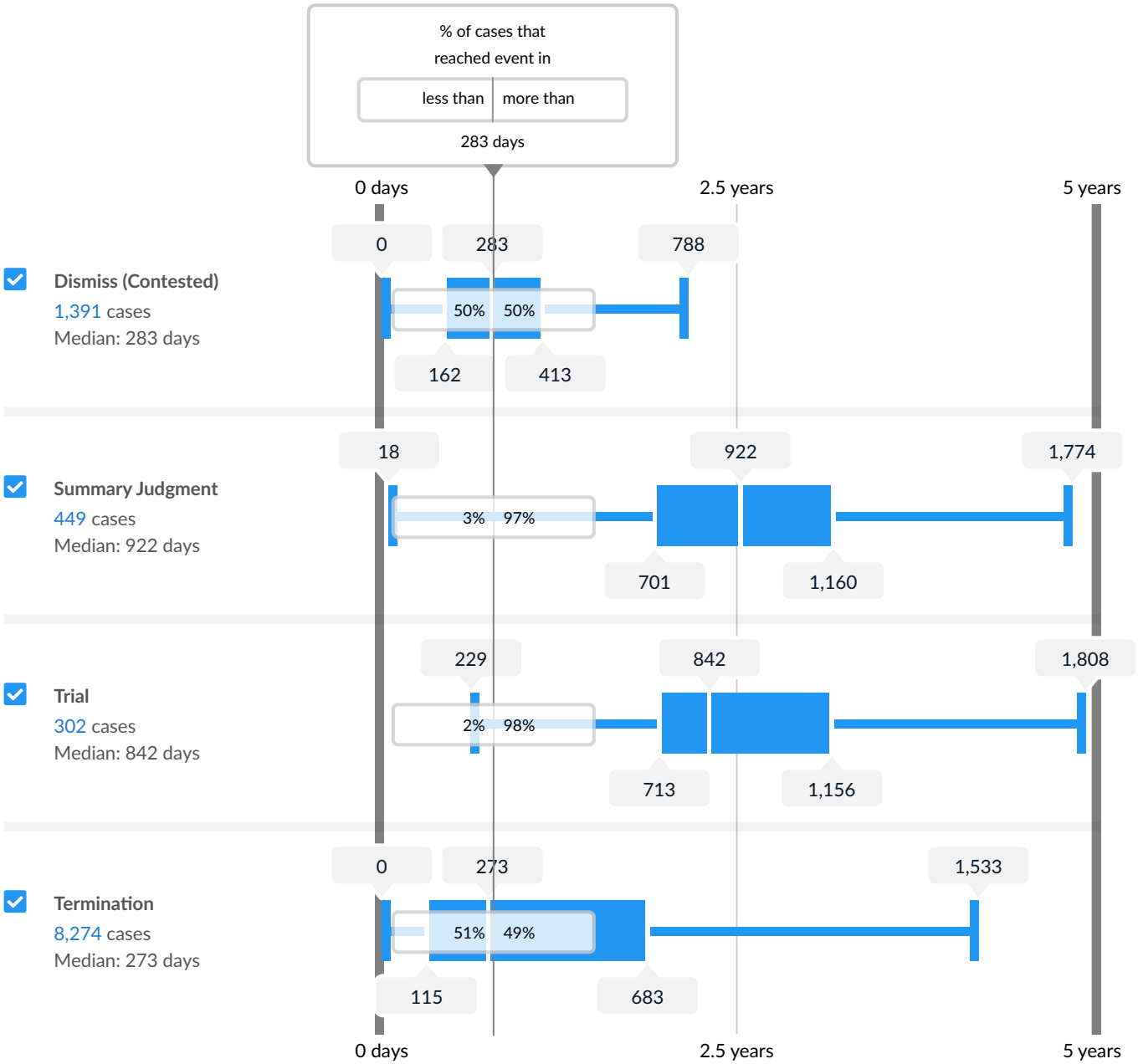

Event	Cases Reaching Event	Median Days from Case Filing to Order
Temporary Restraining Order (Grant)	5	n/a
Temporary Restraining Order (Deny)	5	n/a
Preliminary Injunction (Grant)	12	584
Preliminary Injunction (Deny)	46	210
Permanent Injunction (Grant)	329	610
Permanent Injunction (Deny)	11	1,299
Claim Construction Hearing	1,161	513

Law Firms

Top Law Firms Representing Plaintiffs	Top Law Firms Representing Defendants
Morris, Nichols, Arsht & Tunnell	Morris, Nichols, Arsht & Tunnell
Stamoulis & Weinblatt	Potter Anderson & Corroon
Farnan	Richards, Layton & Finger
Bayard	Young Conaway Stargatt & Taylor
Devlin Law Firm	Morris James

* Top Law Firms rankings are based on approximate case counts. To see the most precise details, please run the Law Firms Report.

Attorneys

Top Attorneys Representing Plaintiffs	Top Attorneys Representing Defendants
Stamatios Stamoulis	Jack B. Blumenfeld
Jack B. Blumenfeld	David Ellis Moore
Richard Charles Weinblatt	Bindu Ann George Palapura
Brian E. Farnan	John C. Phillips Jr.
Stephen B. Brauerman	Kenneth Laurence Dorsney

* Top Attorneys rankings are based on approximate case counts. To see the most precise details, please run the Attorneys Report.

Parties

Top Plaintiffs	Top Defendants
Pfizer, Inc.	Teva Pharmaceuticals USA, Inc.
Blackbird Tech LLC	Apotex Corp.
Novartis Pharmaceuticals Corporation	Lupin Ltd.
Cedar Lane Technologies Inc.	Aurobindo Pharma USA, Inc.
Astrazeneca AB	Lupin Pharmaceuticals, Inc.

* Top Parties rankings are based on approximate case counts. To see the most precise details, please run the Parties Report.

Case Resolutions

Claimant Win	**429**	**5%**
Default Judgment	15	0%
Consent Judgment	284	3%
Judgment on the Pleadings	0	0%
Summary Judgment	10	0%
Trial	115	1%
Judgment as a Matter of Law	5	0%
Decision on Bankruptcy Appeal	0	0%
Claim Defendant Win	**273**	**3%**
Default Judgment	0	0%
Consent Judgment	70	1%
Judgment on the Pleadings	58	1%
Summary Judgment	78	1%
Trial	54	1%
Judgment as a Matter of Law	13	0%
Decision on Bankruptcy Appeal	0	0%

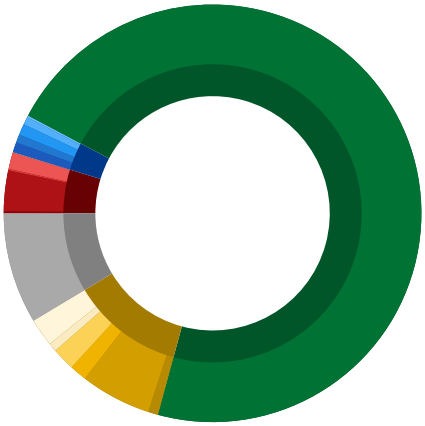

Likely Settlement	**6,467**	**71%**
Likely Settlement	6,467	71%
Class Action Settlement	0	0%
Procedural Resolution	**1,103**	**12%**
Contested Dismissal	70	1%
Dismissal	496	5%
Consolidation	120	1%
Severance	0	0%
Interdistrict Transfer	161	2%
Intradistrict Transfer	0	0%
Stay	60	1%
Multidistrict Litigation	196	2%
No Case Resolution	**778**	**9%**
Open Cases	776	9%
Remaining Federal	0	0%
Other	2	0%

Damages

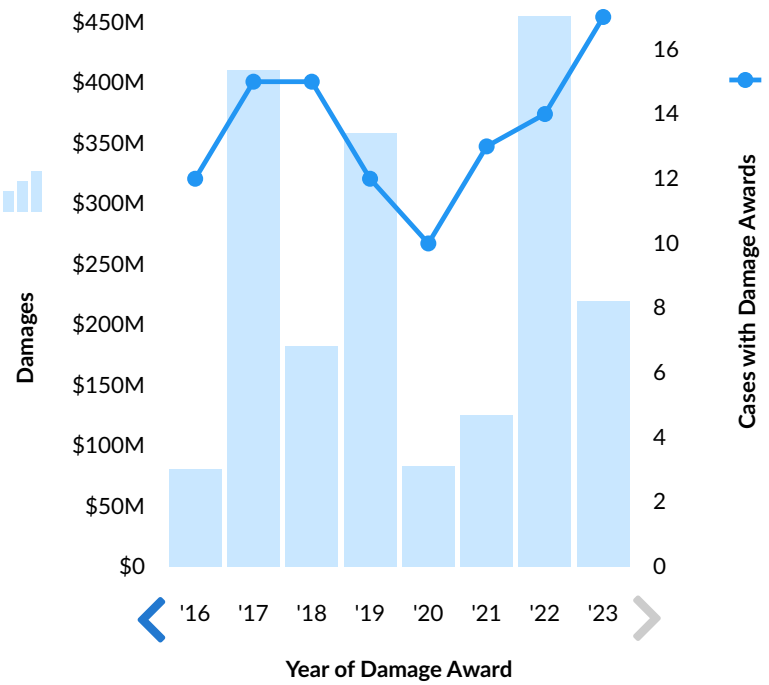

DAMAGE TYPE	CASES	AMOUNT
Patent Damages	**65**	**$2,261,927,383**
Reasonable Royalty	59	$1,437,847,447
Lost Profits	14	$781,556,846
Enhanced Damages	4	$42,523,090
Trademark Damages	**2**	**$4,952,000**
Actual Damages / Infringer's Profits	2	$3,512,000
Enhanced Damages	1	$1,440,000
Antitrust Damages	**1**	**$28,285,714**
Antitrust Violation Damages	1	$28,285,714
Contracts Damages	**5**	**$42,583,575**
Contract Damages	1	$2,000,000
Tort Compensatory Damages	3	$16,583,575
Punitive Damages	1	$24,000,000
Trade Secret Damages	**1**	**$1,013,000**
Actual Damages / Lost Profits	1	$1,013,000
General Damages	**61**	**$616,724,377**
Other / Mixed Damage Types	13	$539,271,978
Attorneys' Fees / Costs	40	$31,662,818

General Damages	**61**	**$616,724,377**
Prejudgment Interest	18	$45,789,581

Grand Total: $2,955,486,049

Practice Areas with no damage awards are not shown.

Visit Damage Awards search to explore individual damage awards or to see voided or reversed damages.

Remedies

Permanent Injunction

Judgment on Merits

Grant: 57 (85%) Deny: 10 (15%)

	Default Judgment	Consent Judgment	Judgment on Merits
Grant	5	270	57
Deny	0	0	10
Total	5	270	67

Preliminary Injunction

Judgment on Merits



Grant: 7 (13%) Deny: 46 (87%)

	Default Judgment	Consent Judgment	Judgment on Merits
Grant	1	5	7
Deny	0	0	46
Total	1	5	53

Temporary Restraining Order

Judgment on Merits

Grant: 5 (50%) Deny: 5 (50%)

	Default Judgment	Consent Judgment	Judgment on Merits
Grant	0	0	5
Deny	0	0	5
Total	0	0	10

Motions

Motion Types	Cases with Motion Chains
Dismiss (Uncontested)	4,283
Dismiss (Contested)	1,391
Stay (Deadlines, Settlement, Other)	1,080
Stay Pending Appeal / Related Matter	795
Stay Pending PTAB	406
Summary Judgment	346
Transfer	301
Stay Pending USPTO	130
Stay Pending ITC	115

Patent Findings

Patent Findings by Judgment Event

Findings	Default Judgment	Consent Judgment	Judgment on the Pleadings	Summary Judgment	Trial	Judgment as a Matter of Law	Any Judgment Event
Infringement	17	220	0	16	123	4	357
No Infringement	0	99	7	134	98	11	311
Invalidity	0	11	88	110	50	15	257
No Invalidity	6	154	2	50	154	4	341
Unenforceability	0	1	0	1	2	0	4
No Unenforceability	6	132	1	8	9	1	157

Patent Invalidity Reasons by Judgment Event

Invalidity Reasons	Default Judgment	Consent Judgment	Judgment on the Pleadings	Summary Judgment	Trial	Judgment as a Matter of Law	Any Judgment Event
101 Subject Matter	0	3	87	25	2	3	118
102 Anticipation / Novelty	0	0	1	20	20	4	42
102(f) Derivation (pre-AIA)	0	0	0	1	3	0	4
102(g) Interference (pre-AIA)	0	0	0	0	0	0	0
103 Obviousness	0	1	0	6	35	3	43
112 Best Mode (pre-AIA)	0	0	0	0	1	0	1
112 Definiteness	0	3	0	55	2	4	63
112 Enablement	0	0	0	8	5	4	17
112 Written Description	0	4	0	8	10	1	23
133, 371 Application Abandonment	0	0	0	0	0	0	0
171 Improper Design Patent	0	0	0	0	0	0	0
132, 251, 255, 305 Defective Correction	0	0	0	2	0	0	2
Obviousness-Type Double Patenting	0	0	0	0	1	0	1
No Invalidity Reason Specified	0	0	0	2	3	0	5