HIGHLIGHTS OF PRESCRIBING INFORMATION
These highlights do not include all the information needed to use KEYTRUDA safely and effectively. See full prescribing information for KEYTRUDA.

KEYTRUDA® (pembrolizumab) injection, for intravenous use
Initial U.S. Approval: 2014

----------RECENT MAJOR CHANGES----------

Indications and Usage (1)	06/2024
Dosage and Administration (2)	06/2024
Warnings and Precautions (5)	03/2024

----------INDICATIONS AND USAGE----------

KEYTRUDA is a programmed death receptor-1 (PD-1)-blocking antibody indicated:

Melanoma
- for the treatment of patients with unresectable or metastatic melanoma. (1.1)
- for the adjuvant treatment of adult and pediatric (12 years and older) patients with Stage IIB, IIC, or III melanoma following complete resection. (1.1)

Non-Small Cell Lung Cancer (NSCLC)
- in combination with pemetrexed and platinum chemotherapy, as first-line treatment of patients with metastatic nonsquamous NSCLC, with no EGFR or ALK genomic tumor aberrations. (1.2)
- in combination with carboplatin and either paclitaxel or paclitaxel protein-bound, as first-line treatment of patients with metastatic squamous NSCLC. (1.2)
- as a single agent for the first-line treatment of patients with NSCLC expressing PD-L1 [Tumor Proportion Score (TPS) ≥1%] as determined by an FDA-approved test, with no EGFR or ALK genomic tumor aberrations, and is:
  - Stage III where patients are not candidates for surgical resection or definitive chemoradiation, or
  - metastatic. (1.2, 2.1)
- as a single agent for the treatment of patients with metastatic NSCLC whose tumors express PD-L1 (TPS ≥1%) as determined by an FDA-approved test, with disease progression on or after platinum-containing chemotherapy. Patients with EGFR or ALK genomic tumor aberrations should have disease progression on FDA-approved therapy for these aberrations prior to receiving KEYTRUDA. (1.2, 2.1)
- for the treatment of patients with resectable (tumors ≥4 cm or node positive) NSCLC in combination with platinum-containing chemotherapy as neoadjuvant treatment, and then continued as a single agent as adjuvant treatment after surgery. (1.2)
- as a single agent, for adjuvant treatment following resection and platinum-based chemotherapy for adult patients with Stage IB (T2a ≥4 cm), II, or IIIA NSCLC. (1.2)

Head and Neck Squamous Cell Cancer (HNSCC)
- in combination with platinum and FU for the first-line treatment of patients with metastatic or with unresectable, recurrent HNSCC. (1.3)
- as a single agent for the first-line treatment of patients with metastatic or with unresectable, recurrent HNSCC whose tumors express PD-L1 [Combined Positive Score (CPS) ≥1] as determined by an FDA-approved test. (1.3, 2.1)
- as a single agent for the treatment of patients with recurrent or metastatic HNSCC with disease progression on or after platinum-containing chemotherapy. (1.3)

Classical Hodgkin Lymphoma (cHL)
- for the treatment of adult patients with relapsed or refractory cHL. (1.4)
- for the treatment of pediatric patients with refractory cHL, or cHL that has relapsed after 2 or more lines of therapy. (1.4)

Primary Mediastinal Large B-Cell Lymphoma (PMBCL)
- for the treatment of adult and pediatric patients with refractory PMBCL, or who have relapsed after 2 or more prior lines of therapy. (1.5)
- Limitations of Use: KEYTRUDA is not recommended for treatment of patients with PMBCL who require urgent cytoreductive therapy.

Urothelial Cancer
- in combination with enfortumab vedotin, for the treatment of adult patients with locally advanced or metastatic urothelial cancer. (1.6)
- as a single agent for the treatment of patients with locally advanced or metastatic urothelial carcinoma who:
  - are not eligible for any platinum-containing chemotherapy, or
  - who have disease progression during or following platinum-containing chemotherapy or within 12 months of neoadjuvant or adjuvant treatment with platinum-containing chemotherapy. (1.6)
- as a single agent for the treatment of patients with Bacillus Calmette-Guerin (BCG)-unresponsive, high-risk, non-muscle invasive bladder cancer (NMIBC) with carcinoma in situ (CIS) with or without papillary tumors who are ineligible for or have elected not to undergo cystectomy. (1.6)

Microsatellite Instability-High or Mismatch Repair Deficient Cancer
- for the treatment of adult and pediatric patients with unresectable or metastatic microsatellite instability-high (MSI-H) or mismatch repair deficient (dMMR) solid tumors, as determined by an FDA-approved test, that have progressed following prior treatment and who have no satisfactory alternative treatment options. (1.7, 2.1)

Microsatellite Instability-High or Mismatch Repair Deficient Colorectal Cancer (CRC)
- for the treatment of patients with unresectable or metastatic MSI-H or dMMR colorectal cancer (CRC) as determined by an FDA-approved test. (1.8, 2.1)

Gastric Cancer
- in combination with trastuzumab, fluoropyrimidine- and platinum-containing chemotherapy, for the first-line treatment of adults with locally advanced unresectable or metastatic HER2-positive gastric or gastroesophageal junction (GEJ) adenocarcinoma whose tumors express PD-L1 (CPS ≥1) as determined by an FDA-approved test.[1] (1.9)
- in combination with fluoropyrimidine- and platinum-containing chemotherapy, for the first-line treatment of adults with locally advanced unresectable or metastatic HER2-negative gastric or gastroesophageal junction (GEJ) adenocarcinoma. (1.9)

Esophageal Cancer
- for the treatment of patients with locally advanced or metastatic esophageal or gastroesophageal junction (GEJ) (tumors with epicenter 1 to 5 centimeters above the GEJ) carcinoma that is not amenable to surgical resection or definitive chemoradiation either:
  - in combination with platinum- and fluoropyrimidine-based chemotherapy, or
  - as a single agent after one or more prior lines of systemic therapy for patients with tumors of squamous cell histology that express PD-L1 (CPS ≥10) as determined by an FDA-approved test. (1.10, 2.1)

Cervical Cancer
- in combination with chemoradiotherapy, for the treatment of patients with FIGO 2014 Stage III-IVA cervical cancer. (1.11)
- in combination with chemotherapy, with or without bevacizumab, for the treatment of patients with persistent, recurrent, or metastatic cervical cancer whose tumors express PD-L1 (CPS ≥1) as determined by an FDA-approved test. (1.11, 2.1)
- as a single agent for the treatment of patients with recurrent or metastatic cervical cancer with disease progression on or after chemotherapy whose tumors express PD-L1 (CPS ≥1) as determined by an FDA-approved test. (1.11, 2.1)

Hepatocellular Carcinoma (HCC)
- for the treatment of patients with HCC secondary to hepatitis B who have received prior systemic therapy other than a PD-1/PD-L1-containing regimen. (1.12)

Biliary Tract Cancer (BTC)
- in combination with gemcitabine and cisplatin, for the treatment of patients with locally advanced unresectable or metastatic biliary tract cancer. (1.13)

Merkel Cell Carcinoma (MCC)
- for the treatment of adult and pediatric patients with recurrent locally advanced or metastatic Merkel cell carcinoma. (1.14)

Renal Cell Carcinoma (RCC)

JHU 2207
Merck Sharp v. Johns Hopkins
IPR2024-00240

Reference ID: 5425674

- in combination with axitinib, for the first-line treatment of adult patients with advanced RCC. (1.15)
- in combination with lenvatinib, for the first-line treatment of adult patients with advanced RCC. (1.15)
- for the adjuvant treatment of patients with RCC at intermediate-high or high risk of recurrence following nephrectomy, or following nephrectomy and resection of metastatic lesions. (1.15)

Endometrial Carcinoma

- in combination with carboplatin and paclitaxel, followed by KEYTRUDA as a single agent, for the treatment of adult patients with primary advanced or recurrent endometrial carcinoma. (1.16)
- in combination with lenvatinib, for the treatment of adult patients with advanced endometrial carcinoma that is mismatch repair proficient (pMMR) as determined by an FDA-approved test or not MSI-H, who have disease progression following prior systemic therapy in any setting and are not candidates for curative surgery or radiation. (1.16, 2.1)
- as a single agent, for the treatment of adult patients with advanced endometrial carcinoma that is MSI-H or dMMR, as determined by an FDA-approved test, who have disease progression following prior systemic therapy in any setting and are not candidates for curative surgery or radiation. (1.16, 2.1)

Tumor Mutational Burden-High (TMB-H) Cancer

- for the treatment of adult and pediatric patients with unresectable or metastatic tumor mutational burden-high (TMB-H) [≥10 mutations/megabase (mut/Mb)] solid tumors, as determined by an FDA-approved test, that have progressed following prior treatment and who have no satisfactory alternative treatment options.[1] (1.17, 2.1)
- Limitations of Use: The safety and effectiveness of KEYTRUDA in pediatric patients with TMB-H central nervous system cancers have not been established.

Cutaneous Squamous Cell Carcinoma (cSCC)

- for the treatment of patients with recurrent or metastatic cSCC or locally advanced cSCC that is not curable by surgery or radiation. (1.18)

Triple-Negative Breast Cancer (TNBC)

- for the treatment of patients with high-risk early-stage TNBC in combination with chemotherapy as neoadjuvant treatment, and then continued as a single agent as adjuvant treatment after surgery. (1.19)
- in combination with chemotherapy, for the treatment of patients with locally recurrent unresectable or metastatic TNBC whose tumors express PD-L1 (CPS ≥10) as determined by an FDA approved test. (1.19, 2.1)

Adult Classical Hodgkin Lymphoma and Adult Primary Mediastinal Large B-Cell Lymphoma: Additional Dosing Regimen of 400 mg Every 6 Weeks

- for use at an additional recommended dosage of 400 mg every 6 weeks for Classical Hodgkin Lymphoma and Primary Mediastinal Large B-Cell Lymphoma in adults.[2] (1.20, 2.2)

[1] This indication is approved under accelerated approval based on tumor response rate and durability of response. Continued approval for this indication may be contingent upon verification and description of clinical benefit in the confirmatory trials.

[2] This indication is approved under accelerated approval based on pharmacokinetic data, the relationship of exposure to efficacy, and the relationship of exposure to safety. Continued approval for this dosing may be contingent upon verification and description of clinical benefit in the confirmatory trials.

---------- DOSAGE AND ADMINISTRATION ----------

- Melanoma: 200 mg every 3 weeks or 400 mg every 6 weeks; 2 mg/kg (up to 200 mg) every 3 weeks for pediatrics. (2.2)
- NSCLC: 200 mg every 3 weeks or 400 mg every 6 weeks. (2.2)
- HNSCC: 200 mg every 3 weeks or 400 mg every 6 weeks. (2.2)
- cHL or PMBCL: 200 mg every 3 weeks or 400 mg every 6 weeks for adults; 2 mg/kg (up to 200 mg) every 3 weeks for pediatrics. (2.2)
- Urothelial Cancer: 200 mg every 3 weeks or 400 mg every 6 weeks. (2.2)
- MSI-H or dMMR Cancer: 200 mg every 3 weeks or 400 mg every 6 weeks for adults; 2 mg/kg (up to 200 mg) every 3 weeks for pediatrics. (2.2)
- MSI-H or dMMR CRC: 200 mg every 3 weeks or 400 mg every 6 weeks. (2.2)
- Gastric Cancer: 200 mg every 3 weeks or 400 mg every 6 weeks. (2.2)
- Esophageal Cancer: 200 mg every 3 weeks or 400 mg every 6 weeks. (2.2)
- Cervical Cancer: 200 mg every 3 weeks or 400 mg every 6 weeks. (2.2)
- HCC: 200 mg every 3 weeks or 400 mg every 6 weeks. (2.2)
- BTC: 200 mg every 3 weeks or 400 mg every 6 weeks. (2.2)
- MCC: 200 mg every 3 weeks or 400 mg every 6 weeks for adults; 2 mg/kg (up to 200 mg) every 3 weeks for pediatrics. (2.2)
- RCC: 200 mg every 3 weeks or 400 mg every 6 weeks as a single agent in the adjuvant setting, or in the advanced setting with either:
  - axitinib 5 mg orally twice daily or
  - lenvatinib 20 mg orally once daily. (2.2)
- Endometrial Carcinoma: 200 mg every 3 weeks or 400 mg every 6 weeks
  - in combination with carboplatin and paclitaxel regardless of MMR or MSI status, or
  - in combination with lenvatinib 20 mg orally once daily for pMMR or not MSI-H tumors, or
  - as a single agent for MSI-H or dMMR tumors. (2.2)
- TMB-H Cancer: 200 mg every 3 weeks or 400 mg every 6 weeks for adults; 2 mg/kg (up to 200 mg) every 3 weeks for pediatrics. (2.2)
- cSCC: 200 mg every 3 weeks or 400 mg every 6 weeks. (2.2)
- TNBC: 200 mg every 3 weeks or 400 mg every 6 weeks. (2.2)
- Administer KEYTRUDA as an intravenous infusion over 30 minutes after dilution. (2.4)
- See Full Prescribing Information for dosage modifications for adverse reactions and preparation and administration instructions. (2.3, 2.4)

---------- DOSAGE FORMS AND STRENGTHS ----------

- Injection: 100 mg/4 mL (25 mg/mL) solution in a single-dose vial (3)

----------CONTRAINDICATIONS----------

None. (4)

---------- WARNINGS AND PRECAUTIONS ----------

- Immune-Mediated Adverse Reactions (5.1)
  - Immune-mediated adverse reactions, which may be severe or fatal, can occur in any organ system or tissue, including the following: immune-mediated pneumonitis, immune-mediated colitis, immune-mediated hepatitis, immune-mediated endocrinopathies, immune-mediated nephritis with renal dysfunction, immune-mediated dermatologic adverse reactions, and solid organ transplant rejection.
  - Monitor for early identification and management. Evaluate liver enzymes, creatinine, and thyroid function at baseline and periodically during treatment.
  - Withhold or permanently discontinue based on severity and type of reaction.
- Infusion-related reactions: Interrupt, slow the rate of infusion, or permanently discontinue KEYTRUDA based on the severity of reaction. (5.2)
- Complications of allogeneic HSCT: Fatal and other serious complications can occur in patients who receive allogeneic HSCT before or after being treated with a PD-1/PD-L1 blocking antibody. (5.3)
- Treatment of patients with multiple myeloma with a PD-1 or PD-L1 blocking antibody in combination with a thalidomide analogue plus dexamethasone is not recommended outside of controlled clinical trials. (5.4)
- Embryo-Fetal toxicity: Can cause fetal harm. Advise females of reproductive potential of the potential risk to a fetus and to use effective method of contraception. (5.5, 8.1, 8.3)

---------- ADVERSE REACTIONS ----------

Most common adverse reactions (reported in ≥20% of patients) were:

- KEYTRUDA as a single agent: fatigue, musculoskeletal pain, rash, diarrhea, pyrexia, cough, decreased appetite, pruritus, dyspnea, constipation, pain, abdominal pain, nausea, and hypothyroidism. (6.1)
- KEYTRUDA in combination with chemotherapy or chemoradiotherapy: fatigue/asthenia, nausea, constipation, diarrhea, decreased appetite, rash, vomiting, cough, dyspnea, pyrexia, alopecia, peripheral neuropathy, mucosal inflammation, stomatitis, headache, weight loss, abdominal pain, arthralgia, myalgia, insomnia, palmar-plantar erythrodysesthesia, urinary tract infection, and hypothyroidism. (6.1)
- KEYTRUDA in combination with chemotherapy and bevacizumab: peripheral neuropathy, alopecia, anemia, fatigue/asthenia, nausea, neutropenia, diarrhea, hypertension, thrombocytopenia, constipation, arthralgia, vomiting, urinary tract infection, rash, leukopenia, hypothyroidism, and decreased appetite. (6.1)
- KEYTRUDA in combination with axitinib: diarrhea, fatigue/asthenia, hypertension, hepatotoxicity, hypothyroidism, decreased appetite, palmar-plantar erythrodysesthesia, nausea, stomatitis/mucosal inflammation, dysphonia, rash, cough, and constipation. (6.1)
- KEYTRUDA in combination with lenvatinib: hypothyroidism, hypertension, fatigue, diarrhea, musculoskeletal disorders, nausea, decreased appetite, vomiting, stomatitis, weight loss, abdominal pain, urinary tract infection, proteinuria, constipation, headache, hemorrhagic events, palmar-plantar erythrodysesthesia, dysphonia, rash, hepatotoxicity, and acute kidney injury. (6.1)
- KEYTRUDA in combination with enfortumab vedotin: rash, peripheral neuropathy, fatigue, pruritus, diarrhea, alopecia, weight loss, decreased appetite, dry eye, nausea, constipation, dysgeusia, and urinary tract infection. (6.1)

To report SUSPECTED ADVERSE REACTIONS, contact Merck Sharp & Dohme LLC at 1-877-888-4231 or FDA at 1-800-FDA-1088 or www.fda.gov/medwatch.

---------- USE IN SPECIFIC POPULATIONS ----------

Lactation: Advise not to breastfeed. (8.2)

See 17 for PATIENT COUNSELING INFORMATION and Medication Guide.

Revised: 08/2024

FULL PRESCRIBING INFORMATION: CONTENTS*

1 INDICATIONS AND USAGE
- 1.1 Melanoma
- 1.2 Non-Small Cell Lung Cancer
- 1.3 Head and Neck Squamous Cell Cancer
- 1.4 Classical Hodgkin Lymphoma
- 1.5 Primary Mediastinal Large B-Cell Lymphoma
- 1.6 Urothelial Cancer
- 1.7 Microsatellite Instability-High or Mismatch Repair Deficient Cancer
- 1.8 Microsatellite Instability-High or Mismatch Repair Deficient Colorectal Cancer
- 1.9 Gastric Cancer
- 1.10 Esophageal Cancer
- 1.11 Cervical Cancer
- 1.12 Hepatocellular Carcinoma
- 1.13 Biliary Tract Cancer
- 1.14 Merkel Cell Carcinoma
- 1.15 Renal Cell Carcinoma
- 1.16 Endometrial Carcinoma
- 1.17 Tumor Mutational Burden-High Cancer
- 1.18 Cutaneous Squamous Cell Carcinoma
- 1.19 Triple-Negative Breast Cancer
- 1.20 Adult Classical Hodgkin Lymphoma and Adult Primary Mediastinal Large B-Cell Lymphoma: Additional Dosing Regimen of 400 mg Every 6 Weeks

2 DOSAGE AND ADMINISTRATION
- 2.1 Patient Selection
- 2.2 Recommended Dosage
- 2.3 Dose Modifications
- 2.4 Preparation and Administration

3 DOSAGE FORMS AND STRENGTHS

4 CONTRAINDICATIONS

5 WARNINGS AND PRECAUTIONS
- 5.1 Severe and Fatal Immune-Mediated Adverse Reactions
- 5.2 Infusion-Related Reactions
- 5.3 Complications of Allogeneic HSCT
- 5.4 Increased Mortality in Patients with Multiple Myeloma when KEYTRUDA is Added to a Thalidomide Analogue and Dexamethasone
- 5.5 Embryo-Fetal Toxicity

6 ADVERSE REACTIONS
- 6.1 Clinical Trials Experience
- 6.2 Postmarketing Experience

8 USE IN SPECIFIC POPULATIONS
- 8.1 Pregnancy
- 8.2 Lactation
- 8.3 Females and Males of Reproductive Potential
- 8.4 Pediatric Use
- 8.5 Geriatric Use

11 DESCRIPTION

12 CLINICAL PHARMACOLOGY
- 12.1 Mechanism of Action
- 12.2 Pharmacodynamics
- 12.3 Pharmacokinetics
- 12.6 Immunogenicity

13 NONCLINICAL TOXICOLOGY
- 13.1 Carcinogenesis, Mutagenesis, Impairment of Fertility
- 13.2 Animal Toxicology and/or Pharmacology

14 CLINICAL STUDIES
- 14.1 Melanoma
- 14.2 Non-Small Cell Lung Cancer
- 14.3 Head and Neck Squamous Cell Cancer
- 14.4 Classical Hodgkin Lymphoma
- 14.5 Primary Mediastinal Large B-Cell Lymphoma
- 14.6 Urothelial Cancer
- 14.7 Microsatellite Instability-High or Mismatch Repair Deficient Cancer
- 14.8 Microsatellite Instability-High or Mismatch Repair Deficient Colorectal Cancer
- 14.9 Gastric Cancer
- 14.10 Esophageal Cancer
- 14.11 Cervical Cancer
- 14.12 Hepatocellular Carcinoma
- 14.13 Biliary Tract Cancer
- 14.14 Merkel Cell Carcinoma
- 14.15 Renal Cell Carcinoma
- 14.16 Endometrial Carcinoma
- 14.17 Tumor Mutational Burden-High Cancer
- 14.18 Cutaneous Squamous Cell Carcinoma
- 14.19 Triple-Negative Breast Cancer
- 14.20 Adult Classical Hodgkin Lymphoma and Adult Primary Mediastinal Large B-Cell Lymphoma: Additional Dosing Regimen of 400 mg Every 6 Weeks

16 HOW SUPPLIED/STORAGE AND HANDLING

17 PATIENT COUNSELING INFORMATION

*Sections or subsections omitted from the full prescribing information are not listed.

FULL PRESCRIBING INFORMATION

1 INDICATIONS AND USAGE

1.1 Melanoma

KEYTRUDA® is indicated for the treatment of patients with unresectable or metastatic melanoma.

KEYTRUDA is indicated for the adjuvant treatment of adult and pediatric (12 years and older) patients with Stage IIB, IIC, or III melanoma following complete resection.

1.2 Non-Small Cell Lung Cancer

KEYTRUDA, in combination with pemetrexed and platinum chemotherapy, is indicated for the first-line treatment of patients with metastatic nonsquamous non-small cell lung cancer (NSCLC), with no EGFR or ALK genomic tumor aberrations.

KEYTRUDA, in combination with carboplatin and either paclitaxel or paclitaxel protein-bound, is indicated for the first-line treatment of patients with metastatic squamous NSCLC.

KEYTRUDA, as a single agent, is indicated for the first-line treatment of patients with NSCLC expressing PD-L1 [Tumor Proportion Score (TPS) ≥1%] as determined by an FDA-approved test *[see Dosage and Administration (2.1)]*, with no EGFR or ALK genomic tumor aberrations, and is:

- Stage III where patients are not candidates for surgical resection or definitive chemoradiation, or
- metastatic.

KEYTRUDA, as a single agent, is indicated for the treatment of patients with metastatic NSCLC whose tumors express PD-L1 (TPS ≥1%) as determined by an FDA-approved test *[see Dosage and Administration (2.1)]*, with disease progression on or after platinum-containing chemotherapy. Patients with EGFR or ALK genomic tumor aberrations should have disease progression on FDA-approved therapy for these aberrations prior to receiving KEYTRUDA.

KEYTRUDA is indicated for the treatment of patients with resectable (tumors ≥4 cm or node positive) NSCLC in combination with platinum-containing chemotherapy as neoadjuvant treatment, and then continued as a single agent as adjuvant treatment after surgery.

KEYTRUDA, as a single agent, is indicated as adjuvant treatment following resection and platinum-based chemotherapy for adult patients with Stage IB (T2a ≥4 cm), II, or IIIA NSCLC.

1.3 Head and Neck Squamous Cell Cancer

KEYTRUDA, in combination with platinum and fluorouracil (FU), is indicated for the first-line treatment of patients with metastatic or with unresectable, recurrent head and neck squamous cell carcinoma (HNSCC).

KEYTRUDA, as a single agent, is indicated for the first-line treatment of patients with metastatic or with unresectable, recurrent HNSCC whose tumors express PD-L1 [Combined Positive Score (CPS) ≥1] as determined by an FDA-approved test *[see Dosage and Administration (2.1)]*.

KEYTRUDA, as a single agent, is indicated for the treatment of patients with recurrent or metastatic HNSCC with disease progression on or after platinum-containing chemotherapy.

1.4 Classical Hodgkin Lymphoma

KEYTRUDA is indicated for the treatment of adult patients with relapsed or refractory classical Hodgkin lymphoma (cHL).

KEYTRUDA is indicated for the treatment of pediatric patients with refractory cHL, or cHL that has relapsed after 2 or more lines of therapy.

Reference ID: 5425674

1.5 Primary Mediastinal Large B-Cell Lymphoma

KEYTRUDA is indicated for the treatment of adult and pediatric patients with refractory primary mediastinal large B-cell lymphoma (PMBCL), or who have relapsed after 2 or more prior lines of therapy.

Limitations of Use: KEYTRUDA is not recommended for treatment of patients with PMBCL who require urgent cytoreductive therapy.

1.6 Urothelial Cancer

KEYTRUDA, in combination with enfortumab vedotin, is indicated for the treatment of adult patients with locally advanced or metastatic urothelial cancer.

KEYTRUDA, as a single agent, is indicated for the treatment of patients with locally advanced or metastatic urothelial carcinoma:

- who are not eligible for any platinum-containing chemotherapy, or
- who have disease progression during or following platinum-containing chemotherapy or within 12 months of neoadjuvant or adjuvant treatment with platinum-containing chemotherapy.

KEYTRUDA, as a single agent, is indicated for the treatment of patients with Bacillus Calmette-Guerin (BCG)-unresponsive, high-risk, non-muscle invasive bladder cancer (NMIBC) with carcinoma in situ (CIS) with or without papillary tumors who are ineligible for or have elected not to undergo cystectomy.

1.7 Microsatellite Instability-High or Mismatch Repair Deficient Cancer

KEYTRUDA is indicated for the treatment of adult and pediatric patients with unresectable or metastatic microsatellite instability-high (MSI-H) or mismatch repair deficient (dMMR) solid tumors, as determined by an FDA-approved test, that have progressed following prior treatment and who have no satisfactory alternative treatment options *[see Dosage and Administration (2.1)]*.

1.8 Microsatellite Instability-High or Mismatch Repair Deficient Colorectal Cancer

KEYTRUDA is indicated for the treatment of patients with unresectable or metastatic MSI-H or dMMR colorectal cancer (CRC) as determined by an FDA-approved test *[see Dosage and Administration (2.1)]*.

1.9 Gastric Cancer

KEYTRUDA, in combination with trastuzumab, fluoropyrimidine- and platinum-containing chemotherapy, is indicated for the first-line treatment of adults with locally advanced unresectable or metastatic HER2-positive gastric or gastroesophageal junction (GEJ) adenocarcinoma whose tumors express PD-L1 (CPS ≥1) as determined by an FDA-approved test *[see Dosage and Administration (2.1)]*.

This indication is approved under accelerated approval based on tumor response rate and durability of response *[see Clinical Studies (14.9)]*. Continued approval of this indication may be contingent upon verification and description of clinical benefit in the confirmatory trials.

KEYTRUDA, in combination with fluoropyrimidine- and platinum-containing chemotherapy, is indicated for the first-line treatment of adults with locally advanced unresectable or metastatic HER2-negative gastric or gastroesophageal junction (GEJ) adenocarcinoma.

1.10 Esophageal Cancer

KEYTRUDA is indicated for the treatment of patients with locally advanced or metastatic esophageal or gastroesophageal junction (GEJ) (tumors with epicenter 1 to 5 centimeters above the GEJ) carcinoma that is not amenable to surgical resection or definitive chemoradiation either:

- in combination with platinum- and fluoropyrimidine-based chemotherapy, or
- as a single agent after one or more prior lines of systemic therapy for patients with tumors of squamous cell histology that express PD-L1 (CPS ≥10) as determined by an FDA-approved test *[see Dosage and Administration (2.1)]*.

Reference ID: 5425674

1.11 Cervical Cancer

KEYTRUDA, in combination with chemoradiotherapy (CRT), is indicated for the treatment of patients with FIGO 2014 Stage III-IVA cervical cancer.

KEYTRUDA, in combination with chemotherapy, with or without bevacizumab, is indicated for the treatment of patients with persistent, recurrent, or metastatic cervical cancer whose tumors express PD-L1 (CPS ≥1) as determined by an FDA-approved test *[see Dosage and Administration (2.1)].*

KEYTRUDA, as a single agent, is indicated for the treatment of patients with recurrent or metastatic cervical cancer with disease progression on or after chemotherapy whose tumors express PD-L1 (CPS ≥1) as determined by an FDA-approved test *[see Dosage and Administration (2.1)]*.

1.12 Hepatocellular Carcinoma

KEYTRUDA is indicated for the treatment of patients with hepatocellular carcinoma (HCC) secondary to hepatitis B who have received prior systemic therapy other than a PD-1/PD-L1-containing regimen.

1.13 Biliary Tract Cancer

KEYTRUDA, in combination with gemcitabine and cisplatin, is indicated for the treatment of patients with locally advanced unresectable or metastatic biliary tract cancer (BTC).

1.14 Merkel Cell Carcinoma

KEYTRUDA is indicated for the treatment of adult and pediatric patients with recurrent locally advanced or metastatic Merkel cell carcinoma (MCC).

1.15 Renal Cell Carcinoma

KEYTRUDA, in combination with axitinib, is indicated for the first-line treatment of adult patients with advanced renal cell carcinoma (RCC).

KEYTRUDA, in combination with lenvatinib, is indicated for the first-line treatment of adult patients with advanced RCC.

KEYTRUDA is indicated for the adjuvant treatment of patients with RCC at intermediate-high or high risk of recurrence following nephrectomy, or following nephrectomy and resection of metastatic lesions *[see Clinical Studies (14.15)]*.

1.16 Endometrial Carcinoma

KEYTRUDA, in combination with carboplatin and paclitaxel, followed by KEYTRUDA as a single agent, is indicated for the treatment of adult patients with primary advanced or recurrent endometrial carcinoma.

KEYTRUDA, in combination with lenvatinib, is indicated for the treatment of adult patients with advanced endometrial carcinoma that is mismatch repair proficient (pMMR) as determined by an FDA-approved test or not MSI-H, who have disease progression following prior systemic therapy in any setting and are not candidates for curative surgery or radiation *[see Dosage and Administration (2.1)]*.

KEYTRUDA, as a single agent, is indicated for the treatment of adult patients with advanced endometrial carcinoma that is MSI-H or dMMR, as determined by an FDA-approved test, who have disease progression following prior systemic therapy in any setting and are not candidates for curative surgery or radiation *[see Dosage and Administration (2.1)]*.

1.17 Tumor Mutational Burden-High Cancer

KEYTRUDA is indicated for the treatment of adult and pediatric patients with unresectable or metastatic tumor mutational burden-high (TMB-H) [≥10 mutations/megabase (mut/Mb)] solid tumors, as determined by an FDA-approved test *[see Dosage and Administration (2.1)]*, that have progressed following prior treatment and who have no satisfactory alternative treatment options.

Reference ID: 5425674

This indication is approved under accelerated approval based on tumor response rate and durability of response *[see Clinical Studies (14.17)]*. Continued approval for this indication may be contingent upon verification and description of clinical benefit in the confirmatory trials.

Limitations of Use: The safety and effectiveness of KEYTRUDA in pediatric patients with TMB-H central nervous system cancers have not been established.

1.18 Cutaneous Squamous Cell Carcinoma

KEYTRUDA is indicated for the treatment of patients with recurrent or metastatic cutaneous squamous cell carcinoma (cSCC) or locally advanced cSCC that is not curable by surgery or radiation.

1.19 Triple-Negative Breast Cancer

KEYTRUDA is indicated for the treatment of patients with high-risk early-stage triple-negative breast cancer (TNBC) in combination with chemotherapy as neoadjuvant treatment, and then continued as a single agent as adjuvant treatment after surgery.

KEYTRUDA, in combination with chemotherapy, is indicated for the treatment of patients with locally recurrent unresectable or metastatic TNBC whose tumors express PD-L1 (CPS ≥10) as determined by an FDA-approved test *[see Dosage and Administration (2.1)]*.

1.20 Adult Classical Hodgkin Lymphoma and Adult Primary Mediastinal Large B-Cell Lymphoma: Additional Dosing Regimen of 400 mg Every 6 Weeks

KEYTRUDA is indicated for use at an additional recommended dosage of 400 mg every 6 weeks for classical Hodgkin lymphoma and primary mediastinal large B-cell lymphoma in adults *[see Indications and Usage (1.4, 1.5), Dosage and Administration (2.2)]*. This indication is approved under accelerated approval based on pharmacokinetic data, the relationship of exposure to efficacy, and the relationship of exposure to safety *[see Clinical Pharmacology (12.2), Clinical Studies (14.20)]*. Continued approval for this dosage may be contingent upon verification and description of clinical benefit in the confirmatory trials.

2 DOSAGE AND ADMINISTRATION

2.1 Patient Selection

Information on FDA-approved tests for patient selection is available at: http://www.fda.gov/CompanionDiagnostics.

Patient Selection for Single-Agent Treatment

Select patients for treatment with KEYTRUDA as a single agent based on the presence of positive PD-L1 expression in:

- Stage III NSCLC who are not candidates for surgical resection or definitive chemoradiation *[see Clinical Studies (14.2)]*.
- metastatic NSCLC *[see Clinical Studies (14.2)]*.
- first-line treatment of metastatic or unresectable, recurrent HNSCC *[see Clinical Studies (14.3)]*.
- previously treated recurrent locally advanced or metastatic esophageal cancer *[see Clinical Studies (14.10)]*.
- recurrent or metastatic cervical cancer with disease progression on or after chemotherapy *[see Clinical Studies (14.11)]*.

For the MSI-H/dMMR indications, select patients for treatment with KEYTRUDA as a single agent based on MSI-H/dMMR status in tumor specimens *[see Clinical Studies (14.7, 14.8)]*.

For the TMB-H indication, select patients for treatment with KEYTRUDA as a single agent based on TMB-H status in tumor specimens *[see Clinical Studies (14.17)]*.

Because subclonal dMMR mutations and microsatellite instability may arise in high-grade gliomas during temozolomide therapy, it is recommended to test for TMB-H, MSI-H, and dMMR in the primary tumor specimens obtained prior to initiation of temozolomide chemotherapy in patients with high-grade gliomas.

Reference ID: 5425674

Additional Patient Selection Information for MSI-H or dMMR in Patients with non-CRC Solid Tumors

Due to discordance between local tests and FDA-approved tests, confirmation of MSI-H or dMMR status is recommended by an FDA-approved test in patients with MSI-H or dMMR solid tumors, if feasible. If unable to perform confirmatory MSI-H/dMMR testing, the presence of TMB ≥10 mut/Mb, as determined by an FDA-approved test, may be used to select patients for treatment *[see Clinical Studies (14.7)]*.

Patient Selection for Combination Therapy

For use of KEYTRUDA in combination with chemotherapy and trastuzumab, select patients based on the presence of positive PD-L1 expression (CPS ≥1) in locally advanced unresectable or metastatic HER2-positive gastric or gastroesophageal junction (GEJ) adenocarcinoma *[see Clinical Studies (14.9)].*

For use of KEYTRUDA in combination with chemotherapy, with or without bevacizumab, select patients based on the presence of positive PD-L1 expression in persistent, recurrent, or metastatic cervical cancer *[see Clinical Studies (14.11)].*

For the pMMR/not MSI-H advanced endometrial carcinoma indication, select patients for treatment with KEYTRUDA in combination with lenvatinib based on MSI or MMR status in tumor specimens *[see Clinical Studies (14.16)]*.

For use of KEYTRUDA in combination with chemotherapy, select patients based on the presence of positive PD-L1 expression in locally recurrent unresectable or metastatic TNBC *[see Clinical Studies (14.19)]*.

Additional Patient Selection Information

- An FDA-approved test for the detection of not MSI-H is currently unavailable for the selection of patients with not MSI-H endometrial carcinoma for treatment with KEYTRUDA in combination with lenvatinib *[see Clinical Studies (14.16)]*.

2.2 Recommended Dosage

Table 1: Recommended Dosage

Indication	Recommended Dosage of KEYTRUDA	Duration/Timing of Treatment
Monotherapy		
Adult patients with unresectable or metastatic melanoma	200 mg every 3 weeks* or 400 mg every 6 weeks*	Until disease progression or unacceptable toxicity
Adjuvant treatment of adult patients with melanoma, NSCLC, or RCC	200 mg every 3 weeks* or 400 mg every 6 weeks*	Until disease recurrence, unacceptable toxicity, or up to 12 months
Adult patients with NSCLC, HNSCC, cHL, PMBCL, locally advanced or metastatic Urothelial Carcinoma, MSI-H or dMMR Cancer, MSI-H or dMMR CRC, MSI-H or dMMR Endometrial Carcinoma, Esophageal Cancer, Cervical Cancer, HCC, MCC, TMB-H Cancer, or cSCC	200 mg every 3 weeks* or 400 mg every 6 weeks*	Until disease progression, unacceptable toxicity, or up to 24 months
Adult patients with high-risk BCG-unresponsive NMIBC	200 mg every 3 weeks* or 400 mg every 6 weeks*	Until persistent or recurrent high-risk NMIBC, disease progression, unacceptable toxicity, or up to 24 months
Pediatric patients with cHL, PMBCL, MSI-H or dMMR Cancer, MCC, or TMB-H Cancer	2 mg/kg every 3 weeks (up to a maximum of 200 mg)*	Until disease progression, unacceptable toxicity, or up to 24 months
Pediatric patients (12 years and older) for adjuvant treatment of melanoma	2 mg/kg every 3 weeks (up to a maximum of 200 mg)*	Until disease recurrence, unacceptable toxicity, or up to 12 months
Combination Therapy†		

Reference ID: 5425674

Indication	Recommended Dosage of KEYTRUDA	Duration/Timing of Treatment
Adult patients with resectable NSCLC	200 mg every 3 weeks* or 400 mg every 6 weeks* Administer KEYTRUDA prior to chemotherapy when given on the same day.	Neoadjuvant treatment in combination with chemotherapy for 12 weeks or until disease progression that precludes definitive surgery or unacceptable toxicity, followed by adjuvant treatment with KEYTRUDA as a single agent after surgery for 39 weeks or until disease recurrence or unacceptable toxicity
Adult patients with NSCLC, HNSCC, HER2-negative Gastric Cancer, Esophageal Cancer, or BTC	200 mg every 3 weeks* or 400 mg every 6 weeks* Administer KEYTRUDA prior to chemotherapy when given on the same day.	Until disease progression, unacceptable toxicity, or up to 24 months
Adult patients with locally advanced or metastatic urothelial cancer	200 mg every 3 weeks* or 400 mg every 6 weeks* Administer KEYTRUDA after enfortumab vedotin when given on the same day.	Until disease progression, unacceptable toxicity, or up to 24 months
Adult patients with HER2-positive Gastric Cancer	200 mg every 3 weeks* or 400 mg every 6 weeks* Administer KEYTRUDA prior to trastuzumab and chemotherapy when given on the same day.	Until disease progression, unacceptable toxicity, or up to 24 months
Adult patients with Cervical Cancer	200 mg every 3 weeks* or 400 mg every 6 weeks* Administer KEYTRUDA prior to chemoradiotherapy or prior to chemotherapy with or without bevacizumab when given on the same day.	Until disease progression, unacceptable toxicity, or for KEYTRUDA, up to 24 months
Adult patients with RCC	200 mg every 3 weeks* or 400 mg every 6 weeks* Administer KEYTRUDA in combination with axitinib 5 mg orally twice daily‡ or Administer KEYTRUDA in combination with lenvatinib 20 mg orally once daily.	Until disease progression, unacceptable toxicity, or for KEYTRUDA, up to 24 months
Adult patients with Endometrial Carcinoma	200 mg every 3 weeks* or 400 mg every 6 weeks* Administer KEYTRUDA prior to carboplatin and paclitaxel when given on the same day. or Administer KEYTRUDA in combination with lenvatinib 20 mg orally once daily.	Until disease progression, unacceptable toxicity, or for KEYTRUDA, up to 24 months
Adult patients with high-risk early-stage TNBC	200 mg every 3 weeks* or 400 mg every 6 weeks* Administer KEYTRUDA prior to chemotherapy when given on the same day.	Neoadjuvant treatment in combination with chemotherapy for 24 weeks (8 doses of 200 mg every 3 weeks or 4 doses of 400 mg every 6 weeks) or until disease progression or unacceptable toxicity, followed by adjuvant treatment with KEYTRUDA as a single agent for up to

Reference ID: 5425674

Indication	Recommended Dosage of KEYTRUDA	Duration/Timing of Treatment
		27 weeks (9 doses of 200 mg every 3 weeks or 5 doses of 400 mg every 6 weeks) or until disease recurrence or unacceptable toxicity§
Adult patients with locally recurrent unresectable or metastatic TNBC	200 mg every 3 weeks* or 400 mg every 6 weeks* Administer KEYTRUDA prior to chemotherapy when given on the same day.	Until disease progression, unacceptable toxicity, or up to 24 months

* 30-minute intravenous infusion
† Refer to the Prescribing Information for the agents administered in combination with KEYTRUDA for recommended dosing information, as appropriate.
‡ When axitinib is used in combination with KEYTRUDA, dose escalation of axitinib above the initial 5 mg dose may be considered at intervals of six weeks or longer.
§ Patients who experience disease progression or unacceptable toxicity related to KEYTRUDA with neoadjuvant treatment in combination with chemotherapy should not receive adjuvant single agent KEYTRUDA.

2.3 Dose Modifications

No dose reduction for KEYTRUDA is recommended. In general, withhold KEYTRUDA for severe (Grade 3) immune-mediated adverse reactions. Permanently discontinue KEYTRUDA for Life-threatening (Grade 4) immune-mediated adverse reactions, recurrent severe (Grade 3) immune-mediated reactions that require systemic immunosuppressive treatment, or an inability to reduce corticosteroid dose to 10 mg or less of prednisone or equivalent per day within 12 weeks of initiating steroids.

Dosage modifications for KEYTRUDA for adverse reactions that require management different from these general guidelines are summarized in Table 2.

Table 2: Recommended Dosage Modifications for Adverse Reactions

Adverse Reaction	Severity*	Dosage Modification
Immune-Mediated Adverse Reactions *[see Warnings and Precautions (5.1)]*		
Pneumonitis	Grade 2	Withhold†
	Grade 3 or 4	Permanently discontinue
Colitis	Grade 2 or 3	Withhold†
	Grade 4	Permanently discontinue
Hepatitis with no tumor involvement of the liver For liver enzyme elevations in patients treated with combination therapy with axitinib, see Table 3.	AST or ALT increases to more than 3 and up to 8 times ULN or Total bilirubin increases to more than 1.5 and up to 3 times ULN	Withhold†
	AST or ALT increases to more than 8 times ULN or Total bilirubin increases to more than 3 times ULN	Permanently discontinue
Hepatitis with tumor involvement of the liver‡	Baseline AST or ALT is more than 1 and up to 3 times ULN and increases to more than 5 and up to 10 times ULN or Baseline AST or ALT is more than 3 and up to 5 times ULN and increases to more than 8 and up to 10 times ULN	Withhold†
	ALT or AST increases to more than 10 times ULN or Total bilirubin increases to more than 3 times ULN	Permanently discontinue

Reference ID: 5425674

Adverse Reaction	Severity*	Dosage Modification
Endocrinopathies	Grade 3 or 4	Withhold until clinically stable or permanently discontinue depending on severity
Nephritis with Renal Dysfunction	Grade 2 or 3 increased blood creatinine	Withhold†
	Grade 4 increased blood creatinine	Permanently discontinue
Exfoliative Dermatologic Conditions	Suspected SJS, TEN, or DRESS	Withhold†
	Confirmed SJS, TEN, or DRESS	Permanently discontinue
Myocarditis	Grade 2, 3, or 4	Permanently discontinue
Neurological Toxicities	Grade 2	Withhold†
	Grade 3 or 4	Permanently discontinue
Hematologic toxicity in patients with cHL or PMBCL	Grade 4	Withhold until resolution to Grades 0 or 1
Other Adverse Reactions		
Infusion-related reactions *[see Warnings and Precautions (5.2)]*	Grade 1 or 2	Interrupt or slow the rate of infusion
	Grade 3 or 4	Permanently discontinue

* Based on Common Terminology Criteria for Adverse Events (CTCAE), version 4.0

† Resume in patients with complete or partial resolution (Grades 0 to 1) after corticosteroid taper. Permanently discontinue if no complete or partial resolution within 12 weeks of initiating steroids or inability to reduce prednisone to 10 mg per day or less (or equivalent) within 12 weeks of initiating steroids.

‡ If AST and ALT are less than or equal to ULN at baseline, withhold or permanently discontinue KEYTRUDA based on recommendations for hepatitis with no liver involvement.

ALT = alanine aminotransferase, AST = aspartate aminotransferase, DRESS = Drug Rash with Eosinophilia and Systemic Symptoms, SJS = Stevens Johnson Syndrome, TEN = toxic epidermal necrolysis, ULN = upper limit normal

The following table represents dosage modifications that are different from those described above for KEYTRUDA or in the Full Prescribing Information for the drug administered in combination.

Table 3: Recommended Specific Dosage Modifications for Adverse Reactions for KEYTRUDA in Combination with Axitinib

Treatment	Adverse Reaction	Severity	Dosage Modification
KEYTRUDA in combination with axitinib	Liver enzyme elevations*	ALT or AST increases to at least 3 times but less than 10 times ULN without concurrent total bilirubin at least 2 times ULN	Withhold both KEYTRUDA and axitinib until resolution to Grades 0 or 1†
		ALT or AST increases to more than 3 times ULN with concurrent total bilirubin at least 2 times ULN or ALT or AST ≥10 times ULN	Permanently discontinue both KEYTRUDA and axitinib

* Consider corticosteroid therapy

† Based on Common Terminology Criteria for Adverse Events (CTCAE), version 4.0. Consider rechallenge with a single drug or sequential rechallenge with both drugs after recovery. If rechallenging with axitinib, consider dose reduction as per the axitinib Prescribing Information.

ALT = alanine aminotransferase, AST = aspartate aminotransferase, ULN = upper limit normal

Recommended Dose Modifications for Adverse Reactions for KEYTRUDA in Combination with Lenvatinib

When administering KEYTRUDA in combination with lenvatinib, modify the dosage of one or both drugs. Withhold or discontinue KEYTRUDA as shown in Table 2. Refer to lenvatinib prescribing information for additional dose modification information.

2.4 Preparation and Administration

Preparation for Intravenous Infusion

- Visually inspect the solution for particulate matter and discoloration. The solution is clear to slightly opalescent, colorless to slightly yellow. Discard the vial if visible particles are observed.

- Dilute KEYTRUDA injection (solution) prior to intravenous administration.
- Withdraw the required volume from the vial(s) of KEYTRUDA and transfer into an intravenous (IV) bag containing 0.9% Sodium Chloride Injection, USP or 5% Dextrose Injection, USP. **Mix diluted solution by gentle inversion.** Do not shake. The final concentration of the diluted solution should be between 1 mg/mL to 10 mg/mL.
- Discard any unused portion left in the vial.

Storage of Diluted Solution

The product does not contain a preservative.
Store the diluted solution from the KEYTRUDA 100 mg/4 mL vial either:
- At room temperature for no more than 6 hours from the time of dilution. This includes room temperature storage of the diluted solution, and the duration of infusion.
- Under refrigeration at 2°C to 8°C (36°F to 46°F) for no more than 96 hours from the time of dilution. If refrigerated, allow the diluted solution to come to room temperature prior to administration. Do not shake.

Discard after 6 hours at room temperature or after 96 hours under refrigeration.

Do not freeze.

Administration

- Administer diluted solution intravenously over 30 minutes through an intravenous line containing a sterile, non-pyrogenic, low-protein binding 0.2 micron to 5 micron in-line or add-on filter.
- Do not co-administer other drugs through the same infusion line.

3 DOSAGE FORMS AND STRENGTHS

- Injection: 100 mg/4 mL (25 mg/mL) clear to slightly opalescent, colorless to slightly yellow solution in a single-dose vial

4 CONTRAINDICATIONS

None.

5 WARNINGS AND PRECAUTIONS

5.1 Severe and Fatal Immune-Mediated Adverse Reactions

KEYTRUDA is a monoclonal antibody that belongs to a class of drugs that bind to either the programmed death-receptor 1 (PD-1) or the PD-ligand 1 (PD-L1), blocking the PD-1/PD-L1 pathway, thereby removing inhibition of the immune response, potentially breaking peripheral tolerance and inducing immune-mediated adverse reactions. Important immune-mediated adverse reactions listed under WARNINGS AND PRECAUTIONS may not include all possible severe and fatal immune-mediated adverse reactions.

Immune-mediated adverse reactions, which may be severe or fatal, can occur in any organ system or tissue and can affect more than one body system simultaneously. Immune-mediated adverse reactions can occur at any time after starting treatment with a PD-1/PD-L1 blocking antibody. While immune-mediated adverse reactions usually manifest during treatment with PD-1/PD-L1 blocking antibodies, immune-mediated adverse reactions can also manifest after discontinuation of PD-1/PD-L1 blocking antibodies.

Early identification and management of immune-mediated adverse reactions are essential to ensure safe use of PD-1/PD-L1 blocking antibodies. Monitor patients closely for symptoms and signs that may be clinical manifestations of underlying immune-mediated adverse reactions. Evaluate liver enzymes, creatinine, and thyroid function at baseline and periodically during treatment. For patients with TNBC treated with KEYTRUDA in the neoadjuvant setting, monitor blood cortisol at baseline, prior to surgery, and as clinically indicated. In cases of suspected immune-mediated adverse reactions, initiate appropriate workup to exclude alternative etiologies, including infection. Institute medical management promptly, including specialty consultation as appropriate.

Reference ID: 5425674

Withhold or permanently discontinue KEYTRUDA depending on severity *[see Dosage and Administration (2.3)]*. In general, if KEYTRUDA requires interruption or discontinuation, administer systemic corticosteroid therapy (1 to 2 mg/kg/day prednisone or equivalent) until improvement to Grade 1 or less. Upon improvement to Grade 1 or less, initiate corticosteroid taper and continue to taper over at least 1 month. Consider administration of other systemic immunosuppressants in patients whose immune-mediated adverse reactions are not controlled with corticosteroid therapy.

Toxicity management guidelines for adverse reactions that do not necessarily require systemic steroids (e.g., endocrinopathies and dermatologic reactions) are discussed below.

Immune-Mediated Pneumonitis

KEYTRUDA can cause immune-mediated pneumonitis. The incidence of pneumonitis is higher in patients who have received prior thoracic radiation. Immune-mediated pneumonitis occurred in 3.4% (94/2799) of patients receiving KEYTRUDA, including fatal (0.1%), Grade 4 (0.3%), Grade 3 (0.9%), and Grade 2 (1.3%) adverse reactions. Systemic corticosteroids were required in 67% (63/94) of patients with pneumonitis. Pneumonitis led to permanent discontinuation of KEYTRUDA in 1.3% (36) of patients and withholding of KEYTRUDA in 0.9% (26) of patients. All patients who were withheld reinitiated KEYTRUDA after symptom improvement; of these, 23% had recurrence of pneumonitis. Pneumonitis resolved in 59% of the 94 patients.

In clinical studies enrolling 389 adult patients with cHL who received KEYTRUDA as a single agent, pneumonitis occurred in 31 (8%) patients, including Grades 3-4 pneumonitis in 2.3% of patients. Patients received high-dose corticosteroids for a median duration of 10 days (range: 2 days to 53 months). Pneumonitis rates were similar in patients with and without prior thoracic radiation. Pneumonitis led to discontinuation of KEYTRUDA in 21 (5.4%) patients. Of the patients who developed pneumonitis, 42% interrupted KEYTRUDA, 68% discontinued KEYTRUDA, and 77% had resolution.

In a clinical study enrolling 580 adult patients with resected NSCLC (KEYNOTE-091) who received KEYTRUDA as a single agent for adjuvant treatment, pneumonitis occurred in 41 (7%) patients, including fatal (0.2%), Grade 4 (0.3%), and Grade 3 (1%) adverse reactions. Patients received high-dose corticosteroids for a median duration of 10 days (range: 1 day to 2.3 months). Pneumonitis led to discontinuation of KEYTRUDA in 26 (4.5%) of patients. Of the patients who developed pneumonitis, 54% interrupted KEYTRUDA, 63% discontinued KEYTRUDA, and 71% had resolution.

Immune-Mediated Colitis

KEYTRUDA can cause immune-mediated colitis, which may present with diarrhea. Cytomegalovirus (CMV) infection/reactivation has been reported in patients with corticosteroid-refractory immune-mediated colitis. In cases of corticosteroid-refractory colitis, consider repeating infectious workup to exclude alternative etiologies. Immune-mediated colitis occurred in 1.7% (48/2799) of patients receiving KEYTRUDA, including Grade 4 (<0.1%), Grade 3 (1.1%), and Grade 2 (0.4%) adverse reactions. Systemic corticosteroids were required in 69% (33/48) of patients with colitis. Additional immunosuppressant therapy was required in 4.2% of patients. Colitis led to permanent discontinuation of KEYTRUDA in 0.5% (15) of patients and withholding of KEYTRUDA in 0.5% (13) of patients. All patients who were withheld reinitiated KEYTRUDA after symptom improvement; of these, 23% had recurrence of colitis. Colitis resolved in 85% of the 48 patients.

Hepatotoxicity and Immune-Mediated Hepatitis

KEYTRUDA as a Single Agent

KEYTRUDA can cause immune-mediated hepatitis. Immune-mediated hepatitis occurred in 0.7% (19/2799) of patients receiving KEYTRUDA, including Grade 4 (<0.1%), Grade 3 (0.4%), and Grade 2 (0.1%) adverse reactions. Systemic corticosteroids were required in 68% (13/19) of patients with hepatitis. Eleven percent of these patients required additional immunosuppressant therapy. Hepatitis led to permanent discontinuation of KEYTRUDA in 0.2% (6) of patients and withholding of KEYTRUDA in 0.3% (9) of patients. All patients who were withheld reinitiated KEYTRUDA after symptom improvement; of these, none had recurrence of hepatitis. Hepatitis resolved in 79% of the 19 patients.

KEYTRUDA with Axitinib

KEYTRUDA in combination with axitinib can cause hepatic toxicity with higher than expected frequencies of Grades 3 and 4 ALT and AST elevations compared to KEYTRUDA alone. Monitor liver enzymes before initiation of and periodically throughout treatment. Consider more frequent monitoring of liver enzymes as compared to when the drugs are administered as single agents. For elevated liver enzymes, interrupt KEYTRUDA and axitinib, and consider administering corticosteroids as needed *[see Dosage and Administration (2.3)]*.

With the combination of KEYTRUDA and axitinib, Grades 3 and 4 increased ALT (20%) and increased AST (13%) were seen. Fifty-nine percent of the patients with increased ALT received systemic corticosteroids. In patients with ALT ≥3 times ULN (Grades 2-4, n=116), ALT resolved to Grades 0-1 in 94%. Among the 92 patients who were rechallenged with either KEYTRUDA (n=3) or axitinib (n=34) administered as a single agent or with both (n=55), recurrence of ALT ≥3 times ULN was observed in 1 patient receiving KEYTRUDA, 16 patients receiving axitinib, and 24 patients receiving both KEYTRUDA and axitinib. All patients with a recurrence of ALT ≥3 ULN subsequently recovered from the event.

Immune-Mediated Endocrinopathies

Adrenal Insufficiency

KEYTRUDA can cause primary or secondary adrenal insufficiency. For Grade 2 or higher adrenal insufficiency, initiate symptomatic treatment, including hormone replacement as clinically indicated. Withhold KEYTRUDA depending on severity *[see Dosage and Administration (2.3)].*

Adrenal insufficiency occurred in 0.8% (22/2799) of patients receiving KEYTRUDA, including Grade 4 (<0.1%), Grade 3 (0.3%), and Grade 2 (0.3%) adverse reactions. Systemic corticosteroids were required in 77% (17/22) of patients with adrenal insufficiency; of these, the majority remained on systemic corticosteroids. Adrenal insufficiency led to permanent discontinuation of KEYTRUDA in <0.1% (1) of patients and withholding of KEYTRUDA in 0.3% (8) of patients. All patients who were withheld reinitiated KEYTRUDA after symptom improvement.

Hypophysitis

KEYTRUDA can cause immune-mediated hypophysitis. Hypophysitis can present with acute symptoms associated with mass effect such as headache, photophobia, or visual field defects. Hypophysitis can cause hypopituitarism. Initiate hormone replacement as indicated. Withhold or permanently discontinue KEYTRUDA depending on severity *[see Dosage and Administration (2.3)]*.

Hypophysitis occurred in 0.6% (17/2799) of patients receiving KEYTRUDA, including Grade 4 (<0.1%), Grade 3 (0.3%), and Grade 2 (0.2%) adverse reactions. Systemic corticosteroids were required in 94% (16/17) of patients with hypophysitis; of these, the majority remained on systemic corticosteroids. Hypophysitis led to permanent discontinuation of KEYTRUDA in 0.1% (4) of patients and withholding of KEYTRUDA in 0.3% (7) of patients. All patients who were withheld reinitiated KEYTRUDA after symptom improvement.

Thyroid Disorders

KEYTRUDA can cause immune-mediated thyroid disorders. Thyroiditis can present with or without endocrinopathy. Hypothyroidism can follow hyperthyroidism. Initiate hormone replacement for hypothyroidism or institute medical management of hyperthyroidism as clinically indicated. Withhold or permanently discontinue KEYTRUDA depending on severity *[see Dosage and Administration (2.3)].*

Thyroiditis occurred in 0.6% (16/2799) of patients receiving KEYTRUDA, including Grade 2 (0.3%). No patients discontinued KEYTRUDA due to thyroiditis. KEYTRUDA was withheld in <0.1% (1) of patients.

Hyperthyroidism occurred in 3.4% (96/2799) of patients receiving KEYTRUDA, including Grade 3 (0.1%) and Grade 2 (0.8%). Hyperthyroidism led to permanent discontinuation of KEYTRUDA in <0.1% (2) of patients and withholding of KEYTRUDA in 0.3% (7) of patients. All patients who were withheld reinitiated KEYTRUDA after symptom improvement.

Reference ID: 5425674

The incidence of new or worsening hyperthyroidism was higher in 580 patients with resected NSCLC, occurring in 11% of patients receiving KEYTRUDA as a single agent as adjuvant treatment (KEYNOTE-091), including Grade 3 (0.2%) hyperthyroidism.

Hypothyroidism occurred in 8% (237/2799) of patients receiving KEYTRUDA, including Grade 3 (0.1%) and Grade 2 (6.2%). Hypothyroidism led to permanent discontinuation of KEYTRUDA in <0.1% (1) of patients and withholding of KEYTRUDA in 0.5% (14) of patients. All patients who were withheld reinitiated KEYTRUDA after symptom improvement. The majority of patients with hypothyroidism required long-term thyroid hormone replacement.

The incidence of new or worsening hypothyroidism was higher in 1185 patients with HNSCC, occurring in 16% of patients receiving KEYTRUDA as a single agent or in combination with platinum and FU, including Grade 3 (0.3%) hypothyroidism. The incidence of new or worsening hypothyroidism was higher in 389 patients with cHL (17%) receiving KEYTRUDA as a single agent, including Grade 1 (6.2%) and Grade 2 (10.8%) hypothyroidism.

The incidence of new or worsening hypothyroidism was higher in 580 patients with resected NSCLC, occurring in 22% of patients receiving KEYTRUDA as a single agent as adjuvant treatment (KEYNOTE-091), including Grade 3 (0.3%) hypothyroidism.

Type 1 Diabetes Mellitus, which can present with Diabetic Ketoacidosis

Monitor patients for hyperglycemia or other signs and symptoms of diabetes. Initiate treatment with insulin as clinically indicated. Withhold KEYTRUDA depending on severity *[see Dosage and Administration (2.3)]*.

Type 1 diabetes mellitus occurred in 0.2% (6/2799) of patients receiving KEYTRUDA. Type 1 diabetes mellitus led to permanent discontinuation in <0.1% (1) of patients and withholding of KEYTRUDA in <0.1% (1) of patients. All patients who were withheld reinitiated KEYTRUDA after symptom improvement. All patients with Type 1 diabetes mellitus required long-term insulin therapy.

Immune-Mediated Nephritis with Renal Dysfunction

KEYTRUDA can cause immune-mediated nephritis. Immune-mediated nephritis occurred in 0.3% (9/2799) of patients receiving KEYTRUDA, including Grade 4 (<0.1%), Grade 3 (0.1%), and Grade 2 (0.1%) adverse reactions. Systemic corticosteroids were required in 89% (8/9) of patients with nephritis. Nephritis led to permanent discontinuation of KEYTRUDA in 0.1% (3) of patients and withholding of KEYTRUDA in 0.1% (3) of patients. All patients who were withheld reinitiated KEYTRUDA after symptom improvement; of these, none had recurrence of nephritis. Nephritis resolved in 56% of the 9 patients.

Immune-Mediated Dermatologic Adverse Reactions

KEYTRUDA can cause immune-mediated rash or dermatitis. Exfoliative dermatitis, including Stevens Johnson Syndrome, DRESS, and toxic epidermal necrolysis (TEN), has occurred with PD-1/PD-L1 blocking antibodies. Topical emollients and/or topical corticosteroids may be adequate to treat mild to moderate non-exfoliative rashes. Withhold or permanently discontinue KEYTRUDA depending on severity *[see Dosage and Administration (2.3)]*.

Immune-mediated dermatologic adverse reactions occurred in 1.4% (38/2799) of patients receiving KEYTRUDA, including Grade 3 (1%) and Grade 2 (0.1%) adverse reactions. Systemic corticosteroids were required in 40% (15/38) of patients with immune-mediated dermatologic adverse reactions. Immune-mediated dermatologic adverse reactions led to permanent discontinuation of KEYTRUDA in 0.1% (2) of patients and withholding of KEYTRUDA in 0.6% (16) of patients. All patients who were withheld reinitiated KEYTRUDA after symptom improvement; of these, 6% had recurrence of immune-mediated dermatologic adverse reactions. Immune-mediated dermatologic adverse reactions resolved in 79% of the 38 patients.

Other Immune-Mediated Adverse Reactions

The following clinically significant immune-mediated adverse reactions occurred at an incidence of <1% (unless otherwise noted) in patients who received KEYTRUDA or were reported with the use of other PD-

1/PD-L1 blocking antibodies. Severe or fatal cases have been reported for some of these adverse reactions.

Cardiac/Vascular: Myocarditis, pericarditis, vasculitis

Nervous System: Meningitis, encephalitis, myelitis and demyelination, myasthenic syndrome/myasthenia gravis (including exacerbation), Guillain-Barré syndrome, nerve paresis, autoimmune neuropathy

Ocular: Uveitis, iritis and other ocular inflammatory toxicities can occur. Some cases can be associated with retinal detachment. Various grades of visual impairment, including blindness, can occur. If uveitis occurs in combination with other immune-mediated adverse reactions, consider a Vogt-Koyanagi-Harada-like syndrome, as this may require treatment with systemic steroids to reduce the risk of permanent vision loss.

Gastrointestinal: Pancreatitis, to include increases in serum amylase and lipase levels, gastritis, duodenitis

Musculoskeletal and Connective Tissue: Myositis/polymyositis, rhabdomyolysis (and associated sequelae, including renal failure), arthritis (1.5%), polymyalgia rheumatica

Endocrine: Hypoparathyroidism

Hematologic/Immune: Hemolytic anemia, aplastic anemia, hemophagocytic lymphohistiocytosis, systemic inflammatory response syndrome, histiocytic necrotizing lymphadenitis (Kikuchi lymphadenitis), sarcoidosis, immune thrombocytopenic purpura, solid organ transplant rejection, other transplant (including corneal graft) rejection

5.2 Infusion-Related Reactions

KEYTRUDA can cause severe or life-threatening infusion-related reactions, including hypersensitivity and anaphylaxis, which have been reported in 0.2% of 2799 patients receiving KEYTRUDA. Monitor patients for signs and symptoms of infusion-related reactions including rigors, chills, wheezing, pruritus, flushing, rash, hypotension, hypoxemia, and fever. Interrupt or slow the rate of infusion for mild (Grade 1) or moderate (Grade 2) infusion-related reactions. For severe (Grade 3) or life-threatening (Grade 4) infusion-related reactions, stop infusion and permanently discontinue KEYTRUDA *[see Dosage and Administration (2.3)]*.

5.3 Complications of Allogeneic HSCT

Fatal and other serious complications can occur in patients who receive allogeneic hematopoietic stem cell transplantation (HSCT) before or after being treated with a PD-1/PD-L1 blocking antibody. Transplant-related complications include hyperacute graft-versus-host-disease (GVHD), acute GVHD, chronic GVHD, hepatic veno-occlusive disease (VOD) after reduced intensity conditioning, and steroid-requiring febrile syndrome (without an identified infectious cause). These complications may occur despite intervening therapy between PD-1/PD-L1 blockade and allogeneic HSCT.

Follow patients closely for evidence of transplant-related complications and intervene promptly. Consider the benefit versus risks of treatment with a PD-1/PD-L1 blocking antibody prior to or after an allogeneic HSCT.

5.4 Increased Mortality in Patients with Multiple Myeloma when KEYTRUDA is Added to a Thalidomide Analogue and Dexamethasone

In two randomized trials in patients with multiple myeloma, the addition of KEYTRUDA to a thalidomide analogue plus dexamethasone, a use for which no PD-1 or PD-L1 blocking antibody is indicated, resulted in increased mortality. Treatment of patients with multiple myeloma with a PD-1 or PD-L1 blocking antibody in combination with a thalidomide analogue plus dexamethasone is not recommended outside of controlled trials.

5.5 Embryo-Fetal Toxicity

Based on its mechanism of action, KEYTRUDA can cause fetal harm when administered to a pregnant woman. Animal models link the PD-1/PD-L1 signaling pathway with maintenance of pregnancy through induction of maternal immune tolerance to fetal tissue. Advise women of the potential risk to a fetus.

Reference ID: 5425674

Advise females of reproductive potential to use effective contraception during treatment with KEYTRUDA and for 4 months after the last dose *[see Use in Specific Populations (8.1, 8.3)].*

6 ADVERSE REACTIONS

The following clinically significant adverse reactions are described elsewhere in the labeling.

- Severe and fatal immune-mediated adverse reactions *[see Warnings and Precautions (5.1)]*.
- Infusion-related reactions *[see Warnings and Precautions (5.2)].*

6.1 Clinical Trials Experience

Because clinical trials are conducted under widely varying conditions, adverse reaction rates observed in the clinical trials of a drug cannot be directly compared to rates in the clinical trials of another drug and may not reflect the rates observed in practice.

The data described in the WARNINGS AND PRECAUTIONS reflect exposure to KEYTRUDA as a single agent in 2799 patients in three randomized, open-label, active-controlled trials (KEYNOTE-002, KEYNOTE-006, and KEYNOTE-010), which enrolled 912 patients with melanoma and 682 patients with NSCLC, and one single-arm trial (KEYNOTE-001), which enrolled 655 patients with melanoma and 550 patients with NSCLC. In addition to the 2799 patients, certain subsections in the WARNINGS AND PRECAUTIONS describe adverse reactions observed with exposure to KEYTRUDA as a single agent in a randomized, placebo-controlled trial (KEYNOTE-091), which enrolled 580 patients with resected NSCLC, a non-randomized, open-label, multi-cohort trial (KEYNOTE-012), a non-randomized, open-label, single-cohort trial (KEYNOTE-055), and two randomized, open-label, active-controlled trials (KEYNOTE-040 and KEYNOTE-048 single agent arms), which enrolled 909 patients with HNSCC; in two non-randomized, open-label trials (KEYNOTE-013 and KEYNOTE-087) and one randomized, open-label, active-controlled trial (KEYNOTE-204), which enrolled 389 patients with cHL; in a randomized, open-label, active-controlled trial (KEYNOTE-048 combination arm), which enrolled 276 patients with HNSCC; in combination with axitinib in a randomized, active-controlled trial (KEYNOTE-426), which enrolled 429 patients with RCC; and in post-marketing use. Across all trials, KEYTRUDA was administered at doses of 2 mg/kg intravenously every 3 weeks, 10 mg/kg intravenously every 2 weeks, 10 mg/kg intravenously every 3 weeks, or 200 mg intravenously every 3 weeks. Among the 2799 patients, 41% were exposed for 6 months or more and 21% were exposed for 12 months or more.

<u>Melanoma</u>

Ipilimumab-Naive Melanoma

The safety of KEYTRUDA for the treatment of patients with unresectable or metastatic melanoma who had not received prior ipilimumab and who had received no more than one prior systemic therapy was investigated in KEYNOTE-006. KEYNOTE-006 was a multicenter, open-label, active-controlled trial where patients were randomized (1:1:1) and received KEYTRUDA 10 mg/kg every 2 weeks (n=278) or KEYTRUDA 10 mg/kg every 3 weeks (n=277) until disease progression or unacceptable toxicity or ipilimumab 3 mg/kg every 3 weeks for 4 doses unless discontinued earlier for disease progression or unacceptable toxicity (n=256) *[see Clinical Studies (14.1)]*. Patients with autoimmune disease, a medical condition that required systemic corticosteroids or other immunosuppressive medication; a history of interstitial lung disease; or active infection requiring therapy, including HIV or hepatitis B or C, were ineligible.

The median duration of exposure was 5.6 months (range: 1 day to 11.0 months) for KEYTRUDA and similar in both treatment arms. Fifty-one and 46% of patients received KEYTRUDA 10 mg/kg every 2 or 3 weeks, respectively, for ≥6 months. No patients in either arm received treatment for more than one year.

The study population characteristics were: median age of 62 years (range: 18 to 89); 60% male; 98% White; 32% had an elevated lactate dehydrogenase (LDH) value at baseline; 65% had M1c stage disease; 9% with history of brain metastasis; and approximately 36% had been previously treated with systemic therapy which included a BRAF inhibitor (15%), chemotherapy (13%), and immunotherapy (6%).

In KEYNOTE-006, the adverse reaction profile was similar for the every 2 week and every 3 week schedule, therefore summary safety results are provided in a pooled analysis (n=555) of both

Reference ID: 5425674

KEYTRUDA arms. Adverse reactions leading to permanent discontinuation of KEYTRUDA occurred in 9% of patients. Adverse reactions leading to discontinuation of KEYTRUDA in more than one patient were colitis (1.4%), autoimmune hepatitis (0.7%), allergic reaction (0.4%), polyneuropathy (0.4%), and cardiac failure (0.4%). Adverse reactions leading to interruption of KEYTRUDA occurred in 21% of patients; the most common (≥1%) was diarrhea (2.5%). Tables 4 and 5 summarize selected adverse reactions and laboratory abnormalities, respectively, in patients on KEYTRUDA in KEYNOTE-006.

Table 4: Selected* Adverse Reactions Occurring in ≥10% of Patients Receiving KEYTRUDA in KEYNOTE-006

Adverse Reaction	KEYTRUDA 10 mg/kg every 2 or 3 weeks n=555		Ipilimumab n=256	
	All Grades† (%)	Grades 3-4 (%)	All Grades (%)	Grades 3-4 (%)
General				
Fatigue	28	0.9	28	3.1
Skin and Subcutaneous Tissue				
Rash‡	24	0.2	23	1.2
Vitiligo§	13	0	2	0
Musculoskeletal and Connective Tissue				
Arthralgia	18	0.4	10	1.2
Back pain	12	0.9	7	0.8
Respiratory, Thoracic and Mediastinal				
Cough	17	0	7	0.4
Dyspnea	11	0.9	7	0.8
Metabolism and Nutrition				
Decreased appetite	16	0.5	14	0.8
Nervous System				
Headache	14	0.2	14	0.8

* Adverse reactions occurring at same or higher incidence than in the ipilimumab arm
† Graded per NCI CTCAE v4.0
‡ Includes rash, rash erythematous, rash follicular, rash generalized, rash macular, rash maculo-papular, rash papular, rash pruritic, and exfoliative rash.
§ Includes skin hypopigmentation

Other clinically important adverse reactions occurring in ≥10% of patients receiving KEYTRUDA were diarrhea (26%), nausea (21%), and pruritus (17%).

Table 5: Selected* Laboratory Abnormalities Worsened from Baseline Occurring in ≥20% of Melanoma Patients Receiving KEYTRUDA in KEYNOTE-006

Laboratory Test†	KEYTRUDA 10 mg/kg every 2 or 3 weeks		Ipilimumab	
	All Grades‡ %	Grades 3-4 %	All Grades %	Grades 3-4 %
Chemistry				
Hyperglycemia	45	4.2	45	3.8
Hypertriglyceridemia	43	2.6	31	1.1
Hyponatremia	28	4.6	26	7
Increased AST	27	2.6	25	2.5
Hypercholesterolemia	20	1.2	13	0
Hematology				
Anemia	35	3.8	33	4.0
Lymphopenia	33	7	25	6

* Laboratory abnormalities occurring at same or higher incidence than in ipilimumab arm
† Each test incidence is based on the number of patients who had both baseline and at least one on-study laboratory measurement available: KEYTRUDA (520 to 546 patients) and ipilimumab (237 to 247 patients); hypertriglyceridemia: KEYTRUDA n=429 and ipilimumab n=183; hypercholesterolemia: KEYTRUDA n=484 and ipilimumab n=205.
‡ Graded per NCI CTCAE v4.0

Other laboratory abnormalities occurring in ≥20% of patients receiving KEYTRUDA were increased hypoalbuminemia (27% all Grades; 2.4% Grades 3-4), increased ALT (23% all Grades; 3.1% Grades 3-4), and increased alkaline phosphatase (21% all Grades, 2% Grades 3-4).

Ipilimumab-Refractory Melanoma

The safety of KEYTRUDA in patients with unresectable or metastatic melanoma with disease progression following ipilimumab and, if BRAF V600 mutation positive, a BRAF inhibitor, was investigated in KEYNOTE-002. KEYNOTE-002 was a multicenter, partially blinded (KEYTRUDA dose), randomized (1:1:1), active-controlled trial in which 528 patients received KEYTRUDA 2 mg/kg (n=178) or 10 mg/kg (n=179) every 3 weeks or investigator's choice of chemotherapy (n=171), consisting of dacarbazine (26%), temozolomide (25%), paclitaxel and carboplatin (25%), paclitaxel (16%), or carboplatin (8%) *[see Clinical Studies (14.1)]*. Patients with autoimmune disease, severe immune-related toxicity related to ipilimumab, defined as any Grade 4 toxicity or Grade 3 toxicity requiring corticosteroid treatment (greater than 10 mg/day prednisone or equivalent dose) for greater than 12 weeks; medical conditions that required systemic corticosteroids or other immunosuppressive medication; a history of interstitial lung disease; or an active infection requiring therapy, including HIV or hepatitis B or C, were ineligible.

The median duration of exposure to KEYTRUDA 2 mg/kg every 3 weeks was 3.7 months (range: 1 day to 16.6 months) and to KEYTRUDA 10 mg/kg every 3 weeks was 4.8 months (range: 1 day to 16.8 months). In the KEYTRUDA 2 mg/kg arm, 36% of patients were exposed to KEYTRUDA for ≥6 months and 4% were exposed for ≥12 months. In the KEYTRUDA 10 mg/kg arm, 41% of patients were exposed to KEYTRUDA for ≥6 months and 6% of patients were exposed to KEYTRUDA for ≥12 months.

The study population characteristics were: median age of 62 years (range: 15 to 89); 61% male; 98% White; 41% had an elevated LDH value at baseline; 83% had M1c stage disease; 73% received two or more prior therapies for advanced or metastatic disease (100% received ipilimumab and 25% a BRAF inhibitor); and 15% with history of brain metastasis.

In KEYNOTE-002, the adverse reaction profile was similar for the 2 mg/kg dose and 10 mg/kg dose, therefore summary safety results are provided in a pooled analysis (n=357) of both KEYTRUDA arms. Adverse reactions resulting in permanent discontinuation occurred in 12% of patients receiving KEYTRUDA; the most common (≥1%) were general physical health deterioration (1%), asthenia (1%), dyspnea (1%), pneumonitis (1%), and generalized edema (1%). Adverse reactions leading to interruption of KEYTRUDA occurred in 14% of patients; the most common (≥1%) were dyspnea (1%), diarrhea (1%), and maculo-papular rash (1%). Tables 6 and 7 summarize adverse reactions and laboratory abnormalities, respectively, in patients on KEYTRUDA in KEYNOTE-002.

Table 6: Selected* Adverse Reactions Occurring in ≥10% of Patients Receiving KEYTRUDA in KEYNOTE-002

Adverse Reaction	KEYTRUDA 2 mg/kg or 10 mg/kg every 3 weeks n=357		Chemotherapy† n=171	
	All Grades‡ (%)	Grades 3-4 (%)	All Grades (%)	Grades 3-4 (%)
Skin and Subcutaneous Tissue				
Pruritus	28	0	8	0
Rash§	24	0.6	8	0
Gastrointestinal				
Constipation	22	0.3	20	2.3
Diarrhea	20	0.8	20	2.3
Abdominal pain	13	1.7	8	1.2
Respiratory, Thoracic and Mediastinal				
Cough	18	0	16	0
General				
Pyrexia	14	0.3	9	0.6
Asthenia	10	2.0	9	1.8
Musculoskeletal and Connective Tissue				
Arthralgia	14	0.6	10	1.2

* Adverse reactions occurring at same or higher incidence than in chemotherapy arm
† Chemotherapy: dacarbazine, temozolomide, carboplatin plus paclitaxel, paclitaxel, or carboplatin
‡ Graded per NCI CTCAE v4.0
§ Includes rash, rash erythematous, rash generalized, rash macular, rash maculo-papular, rash papular, and rash pruritic

Other clinically important adverse reactions occurring in patients receiving KEYTRUDA were fatigue (43%), nausea (22%), decreased appetite (20%), vomiting (13%), and peripheral neuropathy (1.7%).

Table 7: Selected* Laboratory Abnormalities Worsened from Baseline Occurring in ≥20% of Melanoma Patients Receiving KEYTRUDA in KEYNOTE-002

Laboratory Test†	KEYTRUDA 2 mg/kg or 10 mg/kg every 3 weeks		Chemotherapy	
	All Grades‡ %	Grades 3-4 %	All Grades %	Grades 3-4 %
Chemistry				
Hyperglycemia	49	6	44	6
Hypoalbuminemia	37	1.9	33	0.6
Hyponatremia	37	7	24	3.8
Hypertriglyceridemia	33	0	32	0.9
Increased alkaline phosphatase	26	3.1	18	1.9
Increased AST	24	2.2	16	0.6
Decreased bicarbonate	22	0.4	13	0
Hypocalcemia	21	0.3	18	1.9
Increased ALT	21	1.8	16	0.6

* Laboratory abnormalities occurring at same or higher incidence than in chemotherapy arm.
† Each test incidence is based on the number of patients who had both baseline and at least one on-study laboratory measurement available: KEYTRUDA (range: 320 to 325 patients) and chemotherapy (range: 154 to 161 patients); hypertriglyceridemia: KEYTRUDA n=247 and chemotherapy n=116; decreased bicarbonate: KEYTRUDA n=263 and chemotherapy n=123.
‡ Graded per NCI CTCAE v4.0

Other laboratory abnormalities occurring in ≥20% of patients receiving KEYTRUDA were anemia (44% all Grades; 10% Grades 3-4) and lymphopenia (40% all Grades; 9% Grades 3-4).

Adjuvant Treatment of Resected Stage IIB or IIC Melanoma

Among the 969 patients with Stage IIB or IIC melanoma enrolled in KEYNOTE-716 *[see Clinical Studies (14.1)]* treated with KEYTRUDA, the median duration of exposure to KEYTRUDA was 9.9 months (range: 0 to 15.4 months). Patients with autoimmune disease or a medical condition that required

Reference ID: 5425674

immunosuppression or mucosal or ocular melanoma were ineligible. Adverse reactions occurring in patients with Stage IIB or IIC melanoma were similar to those occurring in 1011 patients with Stage III melanoma from KEYNOTE-054 or the 2799 patients with melanoma or NSCLC treated with KEYTRUDA as a single agent.

Adjuvant Treatment of Stage III Resected Melanoma

The safety of KEYTRUDA as a single agent was investigated in KEYNOTE-054, a randomized (1:1) double-blind trial in which 1019 patients with completely resected Stage IIIA (>1 mm lymph node metastasis), IIIB or IIIC melanoma received 200 mg of KEYTRUDA by intravenous infusion every 3 weeks (n=509) or placebo (n=502) for up to one year *[see Clinical Studies (14.1)]*. Patients with active autoimmune disease or a medical condition that required immunosuppression or mucosal or ocular melanoma were ineligible. Seventy-six percent of patients received KEYTRUDA for 6 months or longer.

The study population characteristics were: median age of 54 years (range: 19 to 88), 25% age 65 or older; 62% male; and 94% ECOG PS of 0 and 6% ECOG PS of 1. Sixteen percent had Stage IIIA, 46% had Stage IIIB, 18% had Stage IIIC (1-3 positive lymph nodes), and 20% had Stage IIIC (≥4 positive lymph nodes).

Two patients treated with KEYTRUDA died from causes other than disease progression; causes of death were drug reaction with eosinophilia and systemic symptoms and autoimmune myositis with respiratory failure. Serious adverse reactions occurred in 25% of patients receiving KEYTRUDA. Adverse reactions leading to permanent discontinuation occurred in 14% of patients receiving KEYTRUDA; the most common (≥1%) were pneumonitis (1.4%), colitis (1.2%), and diarrhea (1%). Adverse reactions leading to interruption of KEYTRUDA occurred in 19% of patients; the most common (≥1%) were diarrhea (2.4%), pneumonitis (2%), increased ALT (1.4%), arthralgia (1.4%), increased AST (1.4%), dyspnea (1%), and fatigue (1%). Tables 8 and 9 summarize adverse reactions and laboratory abnormalities, respectively, in patients on KEYTRUDA in KEYNOTE-054.

Table 8: Selected* Adverse Reactions Occurring in ≥10% of Patients Receiving KEYTRUDA in KEYNOTE-054

Adverse Reaction	KEYTRUDA 200 mg every 3 weeks n=509		Placebo n=502	
	All Grades† (%)	Grades 3-4 (%)	All Grades (%)	Grades 3-4 (%)
Gastrointestinal				
Diarrhea	28	1.2	26	1.2
Nausea	17	0.2	15	0
Skin and Subcutaneous Tissue				
Pruritus	19	0	12	0
Rash	13	0.2	9	0
Musculoskeletal and Connective Tissue				
Arthralgia	16	1.2	14	0
Endocrine				
Hypothyroidism	15	0	2.8	0
Hyperthyroidism	10	0.2	1.2	0
Respiratory, Thoracic and Mediastinal				
Cough	14	0	11	0
General				
Asthenia	11	0.2	8	0
Influenza like illness	11	0	8	0
Investigations				
Weight loss	11	0	8	0

* Adverse reactions occurring at same or higher incidence than in placebo arm
† Graded per NCI CTCAE v4.03

Reference ID: 5425674

Table 9: Selected* Laboratory Abnormalities Worsened from Baseline Occurring in ≥20% of Melanoma Patients Receiving KEYTRUDA in KEYNOTE-054

Laboratory Test†	KEYTRUDA 200 mg every 3 weeks		Placebo	
	All Grades‡ %	Grades 3-4 %	All Grades %	Grades 3-4 %
Chemistry				
Increased ALT	27	2.4	16	0.2
Increased AST	24	1.8	15	0.4
Hematology				
Lymphopenia	24	1	16	1.2

* Laboratory abnormalities occurring at same or higher incidence than placebo.
† Each test incidence is based on the number of patients who had both baseline and at least one on-study laboratory measurement available: KEYTRUDA (range: 503 to 507 patients) and placebo (range: 492 to 498 patients).
‡ Graded per NCI CTCAE v4.03

NSCLC

First-line treatment of metastatic nonsquamous NSCLC with pemetrexed and platinum chemotherapy

The safety of KEYTRUDA in combination with pemetrexed and investigator's choice of platinum (either carboplatin or cisplatin) was investigated in KEYNOTE-189, a multicenter, double-blind, randomized (2:1), active-controlled trial in patients with previously untreated, metastatic nonsquamous NSCLC with no EGFR or ALK genomic tumor aberrations *[see Clinical Studies (14.2)]*. A total of 607 patients received KEYTRUDA 200 mg, pemetrexed and platinum every 3 weeks for 4 cycles followed by KEYTRUDA and pemetrexed (n=405) or placebo, pemetrexed, and platinum every 3 weeks for 4 cycles followed by placebo and pemetrexed (n=202). Patients with autoimmune disease that required systemic therapy within 2 years of treatment; a medical condition that required immunosuppression; or who had received more than 30 Gy of thoracic radiation within the prior 26 weeks were ineligible.

The median duration of exposure to KEYTRUDA 200 mg every 3 weeks was 7.2 months (range: 1 day to 20.1 months). Sixty percent of patients in the KEYTRUDA arm were exposed to KEYTRUDA for ≥6 months. Seventy-two percent of patients received carboplatin.

The study population characteristics were: median age of 64 years (range: 34 to 84), 49% age 65 or older; 59% male; 94% White and 3% Asian; and 18% with history of brain metastases at baseline.

KEYTRUDA was discontinued for adverse reactions in 20% of patients. The most common adverse reactions resulting in permanent discontinuation of KEYTRUDA were pneumonitis (3%) and acute kidney injury (2%). Adverse reactions leading to the interruption of KEYTRUDA occurred in 53% of patients; the most common adverse reactions or laboratory abnormalities leading to interruption of KEYTRUDA (≥2%) were neutropenia (13%), asthenia/fatigue (7%), anemia (7%), thrombocytopenia (5%), diarrhea (4%), pneumonia (4%), increased blood creatinine (3%), dyspnea (2%), febrile neutropenia (2%), upper respiratory tract infection (2%), increased ALT (2%), and pyrexia (2%). Tables 10 and 11 summarize adverse reactions and laboratory abnormalities, respectively, in patients on KEYTRUDA in KEYNOTE-189.

Reference ID: 5425674

Table 10: Adverse Reactions Occurring in ≥20% of Patients in KEYNOTE-189

Adverse Reaction	KEYTRUDA 200 mg every 3 weeks Pemetrexed Platinum Chemotherapy n=405		Placebo Pemetrexed Platinum Chemotherapy n=202	
	All Grades* (%)	Grades 3-4 (%)	All Grades (%)	Grades 3-4 (%)
Gastrointestinal				
Nausea	56	3.5	52	3.5
Constipation	35	1.0	32	0.5
Diarrhea	31	5	21	3.0
Vomiting	24	3.7	23	3.0
General				
Fatigue†	56	12	58	6
Pyrexia	20	0.2	15	0
Metabolism and Nutrition				
Decreased appetite	28	1.5	30	0.5
Skin and Subcutaneous Tissue				
Rash‡	25	2.0	17	2.5
Respiratory, Thoracic and Mediastinal				
Cough	21	0	28	0
Dyspnea	21	3.7	26	5

* Graded per NCI CTCAE v4.03
† Includes asthenia and fatigue
‡ Includes genital rash, rash, rash generalized, rash macular, rash maculo-papular, rash papular, rash pruritic, and rash pustular.

Table 11: Laboratory Abnormalities Worsened from Baseline Occurring in ≥20% of Patients in KEYNOTE-189

Laboratory Test*	KEYTRUDA 200 mg every 3 weeks Pemetrexed Platinum Chemotherapy		Placebo Pemetrexed Platinum Chemotherapy	
	All Grades† %	Grades 3-4 %	All Grades %	Grades 3-4 %
Hematology				
Anemia	85	17	81	18
Lymphopenia	64	22	64	25
Neutropenia	48	20	41	19
Thrombocytopenia	30	12	29	8
Chemistry				
Hyperglycemia	63	9	60	7
Increased ALT	47	3.8	42	2.6
Increased AST	47	2.8	40	1.0
Hypoalbuminemia	39	2.8	39	1.1
Increased creatinine	37	4.2	25	1.0
Hyponatremia	32	7	23	6
Hypophosphatemia	30	10	28	14
Increased alkaline phosphatase	26	1.8	29	2.1
Hypocalcemia	24	2.8	17	0.5
Hyperkalemia	24	2.8	19	3.1
Hypokalemia	21	5	20	5

* Each test incidence is based on the number of patients who had both baseline and at least one on-study laboratory measurement available: KEYTRUDA/pemetrexed/platinum chemotherapy (range: 381 to 401 patients) and placebo/pemetrexed/platinum chemotherapy (range: 184 to 197 patients).
† Graded per NCI CTCAE v4.03

First-line treatment of metastatic squamous NSCLC with carboplatin and either paclitaxel or paclitaxel protein-bound chemotherapy

The safety of KEYTRUDA in combination with carboplatin and investigator's choice of either paclitaxel or paclitaxel protein-bound was investigated in KEYNOTE-407, a multicenter, double-blind, randomized (1:1), placebo-controlled trial in 558 patients with previously untreated, metastatic squamous NSCLC *[see*

Reference ID: 5425674

Clinical Studies (14.2)]. Safety data are available for the first 203 patients who received KEYTRUDA and chemotherapy (n=101) or placebo and chemotherapy (n=102). Patients with autoimmune disease that required systemic therapy within 2 years of treatment; a medical condition that required immunosuppression; or who had received more than 30 Gy of thoracic radiation within the prior 26 weeks were ineligible.

The median duration of exposure to KEYTRUDA was 7 months (range: 1 day to 12 months). Sixty-one percent of patients in the KEYTRUDA arm were exposed to KEYTRUDA for ≥6 months. A total of 139 of 203 patients (68%) received paclitaxel and 64 patients (32%) received paclitaxel protein-bound in combination with carboplatin.

The study population characteristics were: median age of 65 years (range: 40 to 83), 52% age 65 or older; 78% male; 83% White; and 9% with history of brain metastases.

KEYTRUDA was discontinued for adverse reactions in 15% of patients, with no single type of adverse reaction accounting for the majority. Adverse reactions leading to interruption of KEYTRUDA occurred in 43% of patients; the most common (≥2%) were thrombocytopenia (20%), neutropenia (11%), anemia (6%), asthenia (2%), and diarrhea (2%). The most frequent (≥2%) serious adverse reactions were febrile neutropenia (6%), pneumonia (6%), and urinary tract infection (3%).

The adverse reactions observed in KEYNOTE-407 were similar to those observed in KEYNOTE-189 with the exception that increased incidences of alopecia (47% vs. 36%) and peripheral neuropathy (31% vs. 25%) were observed in the KEYTRUDA and chemotherapy arm compared to the placebo and chemotherapy arm in KEYNOTE-407.

Previously Untreated NSCLC

The safety of KEYTRUDA was investigated in KEYNOTE-042, a multicenter, open-label, randomized (1:1), active-controlled trial in 1251 patients with PD-L1 expressing, previously untreated Stage III NSCLC who were not candidates for surgical resection or definitive chemoradiation or metastatic NSCLC *[see Clinical Studies (14.2)].* Patients received KEYTRUDA 200 mg every 3 weeks (n=636) or investigator's choice of chemotherapy (n=615), consisting of pemetrexed and carboplatin followed by optional pemetrexed (n=312) or paclitaxel and carboplatin followed by optional pemetrexed (n=303) every 3 weeks. Patients with EGFR or ALK genomic tumor aberrations; autoimmune disease that required systemic therapy within 2 years of treatment; a medical condition that required immunosuppression; or who had received more than 30 Gy of thoracic radiation within the prior 26 weeks were ineligible.

The median duration of exposure to KEYTRUDA was 5.6 months (range: 1 day to 27.3 months). Forty-eight percent of patients in the KEYTRUDA arm were exposed to KEYTRUDA 200 mg for ≥6 months.

The study population characteristics were: median age of 63 years (range: 25 to 90), 45% age 65 or older; 71% male; and 64% White, 30% Asian, and 2% Black. Nineteen percent were Hispanic or Latino. Eighty-seven percent had metastatic disease (Stage IV), 13% had Stage III disease (2% Stage IIIA and 11% Stage IIIB), and 5% had treated brain metastases at baseline.

KEYTRUDA was discontinued for adverse reactions in 19% of patients. The most common adverse reactions resulting in permanent discontinuation of KEYTRUDA were pneumonitis (3.0%), death due to unknown cause (1.6%), and pneumonia (1.4%). Adverse reactions leading to interruption of KEYTRUDA occurred in 33% of patients; the most common adverse reactions or laboratory abnormalities leading to interruption of KEYTRUDA (≥2%) were pneumonitis (3.1%), pneumonia (3.0%), hypothyroidism (2.2%), and increased ALT (2.0%). The most frequent (≥2%) serious adverse reactions were pneumonia (7%), pneumonitis (3.9%), pulmonary embolism (2.4%), and pleural effusion (2.2%).

Tables 12 and 13 summarize the adverse reactions and laboratory abnormalities, respectively, in patients treated with KEYTRUDA in KEYNOTE-042.

Reference ID: 5425674

Table 12: Adverse Reactions Occurring in ≥10% of Patients in KEYNOTE-042

Adverse Reaction	KEYTRUDA 200 mg every 3 weeks n=636		Chemotherapy n=615	
	All Grades* (%)	Grades 3-5 (%)	All Grades (%)	Grades 3-5 (%)
General				
Fatigue†	25	3.1	33	3.9
Pyrexia	10	0.3	8	0
Metabolism and Nutrition				
Decreased appetite	17	1.7	21	1.5
Respiratory, Thoracic and Mediastinal				
Dyspnea	17	2.0	11	0.8
Cough	16	0.2	11	0.3
Skin and Subcutaneous Tissue				
Rash‡	15	1.3	8	0.2
Gastrointestinal				
Constipation	12	0	21	0.2
Diarrhea	12	0.8	12	0.5
Nausea	12	0.5	32	1.1
Endocrine				
Hypothyroidism	12	0.2	1.5	0
Infections				
Pneumonia	12	7	9	6
Investigations				
Weight loss	10	0.9	7	0.2

* Graded per NCI CTCAE v4.03
† Includes fatigue and asthenia
‡ Includes rash, rash generalized, rash macular, rash maculo-papular, rash papular, rash pruritic, and rash pustular.

Table 13: Laboratory Abnormalities Worsened from Baseline in ≥20% of Patients in KEYNOTE-042

Laboratory Test*	KEYTRUDA 200 mg every 3 weeks		Chemotherapy	
	All Grades† %	Grades 3-4 %	All Grades %	Grades 3-4 %
Chemistry				
Hyperglycemia	52	4.7	51	5
Increased ALT	33	4.8	34	2.9
Hypoalbuminemia	33	2.2	29	1.0
Increased AST	31	3.6	32	1.7
Hyponatremia	31	9	32	8
Increased alkaline phosphatase	29	2.3	29	0.3
Hypocalcemia	25	2.5	19	0.7
Hyperkalemia	23	3.0	20	2.2
Increased prothrombin INR	21	2.0	15	2.9
Hematology				
Anemia	43	4.4	79	19
Lymphopenia	30	7	41	13

* Each test incidence is based on the number of patients who had both baseline and at least one on-study laboratory measurement available: KEYTRUDA (range: 598 to 610 patients) and chemotherapy (range: 588 to 597 patients); increased prothrombin INR: KEYTRUDA n=203 and chemotherapy n=173.
† Graded per NCI CTCAE v4.03

Previously Treated NSCLC

The safety of KEYTRUDA was investigated in KEYNOTE-010, a multicenter, open-label, randomized (1:1:1), active-controlled trial, in patients with advanced NSCLC who had documented disease progression following treatment with platinum-based chemotherapy and, if positive for EGFR or ALK genetic aberrations, appropriate therapy for these aberrations *[see Clinical Studies (14.2)]*. A total of 991 patients received KEYTRUDA 2 mg/kg (n=339) or 10 mg/kg (n=343) every 3 weeks or docetaxel (n=309) at 75 mg/m^2 every 3 weeks. Patients with autoimmune disease, medical conditions that required systemic

Reference ID: 5425674

corticosteroids or other immunosuppressive medication, or who had received more than 30 Gy of thoracic radiation within the prior 26 weeks were ineligible.

The median duration of exposure to KEYTRUDA 2 mg/kg every 3 weeks was 3.5 months (range: 1 day to 22.4 months) and to KEYTRUDA 10 mg/kg every 3 weeks was 3.5 months (range 1 day to 20.8 months). The data described below reflect exposure to KEYTRUDA 2 mg/kg in 31% of patients exposed to KEYTRUDA for ≥6 months. In the KEYTRUDA 10 mg/kg arm, 34% of patients were exposed to KEYTRUDA for ≥6 months.

The study population characteristics were: median age of 63 years (range: 20 to 88), 42% age 65 or older; 61% male; 72% White and 21% Asian; and 8% with advanced localized disease, 91% with metastatic disease, and 15% with history of brain metastases. Twenty-nine percent received two or more prior systemic treatments for advanced or metastatic disease.

In KEYNOTE-010, the adverse reaction profile was similar for the 2 mg/kg and 10 mg/kg dose, therefore summary safety results are provided in a pooled analysis (n=682). Treatment was discontinued for adverse reactions in 8% of patients receiving KEYTRUDA. The most common adverse events resulting in permanent discontinuation of KEYTRUDA was pneumonitis (1.8%). Adverse reactions leading to interruption of KEYTRUDA occurred in 23% of patients; the most common (≥1%) were diarrhea (1%), fatigue (1.3%), pneumonia (1%), liver enzyme elevation (1.2%), decreased appetite (1.3%), and pneumonitis (1%). Tables 14 and 15 summarize adverse reactions and laboratory abnormalities, respectively, in patients on KEYTRUDA in KEYNOTE-010.

Table 14: Selected* Adverse Reactions Occurring in ≥10% of Patients Receiving KEYTRUDA in KEYNOTE-010

Adverse Reaction	KEYTRUDA 2 or 10 mg/kg every 3 weeks n=682		Docetaxel 75 mg/m^2 every 3 weeks n=309	
	All Grades† (%)	Grades 3-4 (%)	All Grades† (%)	Grades 3-4 (%)
Metabolism and Nutrition				
Decreased appetite	25	1.5	23	2.6
Respiratory, Thoracic and Mediastinal				
Dyspnea	23	3.7	20	2.6
Cough	19	0.6	14	0
Gastrointestinal				
Nausea	20	1.3	18	0.6
Constipation	15	0.6	12	0.6
Vomiting	13	0.9	10	0.6
Skin and Subcutaneous Tissue				
Rash‡	17	0.4	8	0
Pruritus	11	0	3	0.3
Musculoskeletal and Connective Tissue				
Arthralgia	11	1.0	9	0.3
Back pain	11	1.5	8	0.3

* Adverse reactions occurring at same or higher incidence than in docetaxel arm
† Graded per NCI CTCAE v4.0
‡ Includes rash, rash erythematous, rash macular, rash maculo-papular, rash papular, and rash pruritic

Other clinically important adverse reactions occurring in patients receiving KEYTRUDA were fatigue (25%), diarrhea (14%), asthenia (11%) and pyrexia (11%).

Table 15: Selected* Laboratory Abnormalities Worsened from Baseline Occurring in ≥20% of NSCLC Patients Receiving KEYTRUDA in KEYNOTE-010

Laboratory Test†	KEYTRUDA 2 or 10 mg/kg every 3 weeks		Docetaxel 75 mg/m^2 every 3 weeks	
	All Grades‡ %	Grades 3-4 %	All Grades‡ %	Grades 3-4 %
Chemistry				
Hyponatremia	32	8	27	2.9
Increased alkaline phosphatase	28	3.0	16	0.7
Increased AST	26	1.6	12	0.7
Increased ALT	22	2.7	9	0.4

* Laboratory abnormalities occurring at same or higher incidence than in docetaxel arm.
† Each test incidence is based on the number of patients who had both baseline and at least one on-study laboratory measurement available: KEYTRUDA (range: 631 to 638 patients) and docetaxel (range: 274 to 277 patients).
‡ Graded per NCI CTCAE v4.0

Other laboratory abnormalities occurring in ≥20% of patients receiving KEYTRUDA were hyperglycemia (44% all Grades; 4.1% Grades 3-4), anemia (37% all Grades; 3.8% Grades 3-4), hypertriglyceridemia (36% all Grades; 1.8% Grades 3-4), lymphopenia (35% all Grades; 9% Grades 3-4), hypoalbuminemia (34% all Grades; 1.6% Grades 3-4), and hypercholesterolemia (20% all Grades; 0.7% Grades 3-4).

Neoadjuvant and Adjuvant Treatment of Resectable NSCLC

The safety of KEYTRUDA in combination with neoadjuvant platinum-containing chemotherapy followed by surgery and continued adjuvant treatment with KEYTRUDA as a single agent after surgery was investigated in KEYNOTE-671, a multicenter, randomized (1:1), double-blind, placebo-controlled trial in patients with previously untreated and resectable Stage II, IIIA, or IIIB (N2) NSCLC by AJCC 8th edition *[see Clinical Studies (14.2)].* Patients with active autoimmune disease that required systemic therapy within 2 years of treatment or a medical condition that required immunosuppression were ineligible.

The median duration of exposure to KEYTRUDA 200 mg every 3 weeks was 10.9 months (range: 1 day to 18.6 months). The study population characteristics were: median age of 64 years (range: 26 to 83), 45% age 65 or older, 7% age 75 or older; 71% male; 61% White, 31% Asian, 2% Black, 4% race not reported; 9% Hispanic or Latino.

Adverse reactions occurring in patients with resectable NSCLC receiving KEYTRUDA in combination with platinum containing chemotherapy, given as neoadjuvant treatment and continued as single agent adjuvant treatment, were generally similar to those occurring in patients in other clinical trials across tumor types receiving KEYTRUDA in combination with chemotherapy.

Neoadjuvant Phase of KEYNOTE-671

A total of 396 patients received at least 1 dose of KEYTRUDA in combination with platinum-containing chemotherapy as neoadjuvant treatment and 399 patients received at least 1 dose of placebo in combination with platinum-containing chemotherapy as neoadjuvant treatment.

Serious adverse reactions occurred in 34% of patients who received KEYTRUDA in combination with platinum-containing chemotherapy as neoadjuvant treatment; the most frequent (≥2%) serious adverse reactions were pneumonia (4.8%), venous thromboembolism (3.3%), and anemia (2%). Fatal adverse reactions occurred in 1.3% of patients, including death due to unknown cause (0.8%), sepsis (0.3%), and immune-mediated lung disease (0.3%).

Permanent discontinuation of any study drug due to an adverse reaction occurred in 18% of patients who received KEYTRUDA in combination with platinum-containing chemotherapy as neoadjuvant treatment; the most frequent (≥1%) adverse reactions that led to permanent discontinuation of any study drug were acute kidney injury (1.8%), interstitial lung disease (1.8%), anemia (1.5%), neutropenia (1.5%), and pneumonia (1.3%).

Of the 396 KEYTRUDA-treated patients and 399 placebo-treated patients who received neoadjuvant treatment, 6% (n=25) and 4.3% (n=17), respectively, did not receive surgery due to adverse reactions.

Reference ID: 5425674

The most frequent (≥1%) adverse reactions that led to cancellation of surgery in the KEYTRUDA arm was interstitial lung disease (1%).

Of the 325 KEYTRUDA-treated patients who received surgery, 3.1% (n=10) experienced delay of surgery (surgery more than 8 weeks from last neoadjuvant treatment if patient received less than 4 cycles of neoadjuvant therapy or more than 20 weeks after first dose of neoadjuvant treatment if patient received 4 cycles of neoadjuvant therapy) due to adverse reactions. Of the 317 placebo-treated patients who received surgery, 2.5% (n=8) experienced delay of surgery due to adverse reactions.

Of the 325 KEYTRUDA-treated patients who received surgery, 7% (n=22) did not receive adjuvant treatment due to adverse reactions. Of the 317 placebo-treated patients who received surgery, 3.2% (n=10) did not receive adjuvant treatment due to adverse reactions.

Adjuvant Phase of KEYNOTE-671

A total of 290 patients in the KEYTRUDA arm and 267 patients in the placebo arm received at least 1 dose of adjuvant treatment.

Of the patients who received single agent KEYTRUDA as adjuvant treatment, 14% experienced serious adverse reactions; the most frequent serious adverse reaction was pneumonia (3.4%). One fatal adverse reaction of pulmonary hemorrhage occurred. Permanent discontinuation of adjuvant KEYTRUDA due to an adverse reaction occurred in 12% of patients; the most frequent (≥1%) adverse reactions that led to permanent discontinuation of adjuvant KEYTRUDA were diarrhea (1.7%), interstitial lung disease (1.4%), AST increased (1%), and musculoskeletal pain (1%).

Adjuvant Treatment of Resected NSCLC

The safety of KEYTRUDA as a single agent was investigated in KEYNOTE-091, a multicenter, randomized (1:1), triple-blind, placebo-controlled trial in patients with completely resected Stage IB (T2a ≥4 cm), II, or IIIA NSCLC; adjuvant chemotherapy up to 4 cycles was optional *[see Clinical Studies (14.2)]*. A total of 1161 patients received KEYTRUDA 200 mg (n=580) or placebo (n=581) every 3 weeks. Patients were ineligible if they had active autoimmune disease, were on chronic immunosuppressive agents, or had a history of interstitial lung disease or pneumonitis.

The median duration of exposure to KEYTRUDA was 11.7 months (range: 1 day to 18.9 months). Sixty-eight percent of patients in the KEYTRUDA arm were exposed to KEYTRUDA for ≥6 months.

The adverse reactions observed in KEYNOTE-091 were generally similar to those occurring in other patients with NSCLC receiving KEYTRUDA as a single agent, with the exception of hypothyroidism (22%), hyperthyroidism (11%), and pneumonitis (7%). Two fatal adverse reactions of myocarditis occurred.

<u>HNSCC</u>

First-line treatment of metastatic or unresectable, recurrent HNSCC

The safety of KEYTRUDA, as a single agent and in combination with platinum (cisplatin or carboplatin) and FU chemotherapy, was investigated in KEYNOTE-048, a multicenter, open-label, randomized (1:1:1), active-controlled trial in patients with previously untreated, recurrent or metastatic HNSCC *[see Clinical Studies (14.3)]*. Patients with autoimmune disease that required systemic therapy within 2 years of treatment or a medical condition that required immunosuppression were ineligible. A total of 576 patients received KEYTRUDA 200 mg every 3 weeks either as a single agent (n=300) or in combination with platinum and FU (n=276) every 3 weeks for 6 cycles followed by KEYTRUDA, compared to 287 patients who received cetuximab weekly in combination with platinum and FU every 3 weeks for 6 cycles followed by cetuximab.

The median duration of exposure to KEYTRUDA was 3.5 months (range: 1 day to 24.2 months) in the KEYTRUDA single agent arm and was 5.8 months (range: 3 days to 24.2 months) in the combination arm. Seventeen percent of patients in the KEYTRUDA single agent arm and 18% of patients in the combination arm were exposed to KEYTRUDA for ≥12 months. Fifty-seven percent of patients receiving KEYTRUDA in combination with chemotherapy started treatment with carboplatin.

Reference ID: 5425674

KEYTRUDA was discontinued for adverse reactions in 12% of patients in the KEYTRUDA single agent arm. The most common adverse reactions resulting in permanent discontinuation of KEYTRUDA were sepsis (1.7%) and pneumonia (1.3%). Adverse reactions leading to the interruption of KEYTRUDA occurred in 31% of patients; the most common adverse reactions leading to interruption of KEYTRUDA (≥2%) were pneumonia (2.3%), pneumonitis (2.3%), and hyponatremia (2%).

KEYTRUDA was discontinued for adverse reactions in 16% of patients in the combination arm. The most common adverse reactions resulting in permanent discontinuation of KEYTRUDA were pneumonia (2.5%), pneumonitis (1.8%), and septic shock (1.4%). Adverse reactions leading to the interruption of KEYTRUDA occurred in 45% of patients; the most common adverse reactions leading to interruption of KEYTRUDA (≥2%) were neutropenia (14%), thrombocytopenia (10%), anemia (6%), pneumonia (4.7%), and febrile neutropenia (2.9%).

Tables 16 and 17 summarize adverse reactions and laboratory abnormalities, respectively, in patients on KEYTRUDA in KEYNOTE-048.

Reference ID: 5425674

Table 16: Adverse Reactions Occurring in ≥10% of Patients Receiving KEYTRUDA in KEYNOTE-048

Adverse Reaction	KEYTRUDA 200 mg every 3 weeks n=300		KEYTRUDA 200 mg every 3 weeks Platinum FU n=276		Cetuximab Platinum FU n=287	
	All Grades* (%)	Grades 3-4 (%)	All Grades* (%)	Grades 3-4 (%)	All Grades* (%)	Grades 3-4 (%)
General						
Fatigue†	33	4	49	11	48	8
Pyrexia	13	0.7	16	0.7	12	0
Mucosal inflammation	4.3	1.3	31	10	28	5
Gastrointestinal						
Constipation	20	0.3	37	0	33	1.4
Nausea	17	0	51	6	51	6
Diarrhea‡	16	0.7	29	3.3	35	3.1
Vomiting	11	0.3	32	3.6	28	2.8
Dysphagia	8	2.3	12	2.9	10	2.1
Stomatitis	3	0	26	8	28	3.5
Skin						
Rash§	20	2.3	17	0.7	70	8
Pruritus	11	0	8	0	10	0.3
Respiratory, Thoracic and Mediastinal						
Cough¶	18	0.3	22	0	15	0
Dyspnea#	14	2.0	10	1.8	8	1.0
Endocrine						
Hypothyroidism	18	0	15	0	6	0
Metabolism and Nutrition						
Decreased appetite	15	1.0	29	4.7	30	3.5
Weight loss	15	2	16	2.9	21	1.4
Infections						
Pneumonia⊳	12	7	19	11	13	6
Nervous System						
Headache	12	0.3	11	0.7	8	0.3
Dizziness	5	0.3	10	0.4	13	0.3
Peripheral sensory neuropathyβ	1	0	14	1.1	7	1
Musculoskeletal						
Myalgiaà	12	1.0	13	0.4	11	0.3
Neck pain	6	0.7	10	1.1	7	0.7
Psychiatric						
Insomnia	7	0.7	10	0	8	0

* Graded per NCI CTCAE v4.0
† Includes fatigue, asthenia
‡ Includes diarrhea, colitis, hemorrhagic diarrhea, microscopic colitis
§ Includes dermatitis, dermatitis acneiform, dermatitis allergic, dermatitis bullous, dermatitis contact, dermatitis exfoliative, drug eruption, erythema, erythema multiforme, rash, erythematous rash, generalized rash, macular rash, maculo-papular rash, pruritic rash, seborrheic dermatitis
¶ Includes cough, productive cough
\# Includes dyspnea, exertional dyspnea
⊳ Includes pneumonia, atypical pneumonia, bacterial pneumonia, staphylococcal pneumonia, aspiration pneumonia, lower respiratory tract infection, lung infection, lung infection pseudomonal
β Includes peripheral sensory neuropathy, peripheral neuropathy, hypoesthesia, dysesthesia
à Includes back pain, musculoskeletal chest pain, musculoskeletal pain, myalgia

Table 17: Laboratory Abnormalities Worsened from Baseline Occurring in ≥20% of Patients Receiving KEYTRUDA in KEYNOTE-048

Laboratory Test*	KEYTRUDA 200 mg every 3 weeks		KEYTRUDA 200 mg every 3 weeks Platinum FU		Cetuximab Platinum FU	
	All Grades† (%)	Grades 3-4 (%)	All Grades† (%)	Grades 3-4 (%)	All Grades† (%)	Grades 3-4 (%)
Hematology						
Lymphopenia	54	25	69	35	74	45
Anemia	52	7	89	28	78	19
Thrombocytopenia	12	3.8	73	18	76	18
Neutropenia	7	1.4	67	35	71	42
Chemistry						
Hyperglycemia	47	3.8	55	6	66	4.7
Hyponatremia	46	17	56	20	59	20
Hypoalbuminemia	44	3.2	47	4.0	49	1.1
Increased AST	28	3.1	24	2.0	37	3.6
Increased ALT	25	2.1	22	1.6	38	1.8
Increased alkaline phosphatase	25	2.1	27	1.2	33	1.1
Hypercalcemia	22	4.6	16	4.3	13	2.6
Hypocalcemia	22	1.1	32	4	58	7
Hyperkalemia	21	2.8	27	4.3	29	4.3
Hypophosphatemia	20	5	35	12	48	19
Hypokalemia	19	5	34	12	47	15
Increased creatinine	18	1.1	36	2.3	27	2.2
Hypomagnesemia	16	0.4	42	1.7	76	6

* Each test incidence is based on the number of patients who had both baseline and at least one on-study laboratory measurement available: KEYTRUDA/chemotherapy (range: 235 to 266 patients), KEYTRUDA (range: 241 to 288 patients), cetuximab/chemotherapy (range: 249 to 282 patients).

† Graded per NCI CTCAE v4.0

Previously treated recurrent or metastatic HNSCC

Among the 192 patients with HNSCC enrolled in KEYNOTE-012 *[see Clinical Studies (14.3)]*, the median duration of exposure to KEYTRUDA was 3.3 months (range: 1 day to 27.9 months). Patients with autoimmune disease or a medical condition that required immunosuppression were ineligible for KEYNOTE-012.

The study population characteristics were: median age of 60 years (range: 20 to 84), 35% age 65 or older; 83% male; and 77% White, 15% Asian, and 5% Black. Sixty-one percent of patients had two or more lines of therapy in the recurrent or metastatic setting, and 95% had prior radiation therapy. Baseline ECOG PS was 0 (30%) or 1 (70%) and 86% had M1 disease.

KEYTRUDA was discontinued due to adverse reactions in 17% of patients. Serious adverse reactions occurred in 45% of patients receiving KEYTRUDA. The most frequent serious adverse reactions reported in at least 2% of patients were pneumonia, dyspnea, confusional state, vomiting, pleural effusion, and respiratory failure. The incidence of adverse reactions, including serious adverse reactions, was similar between dosage regimens (10 mg/kg every 2 weeks or 200 mg every 3 weeks); therefore, summary safety results are provided in a pooled analysis. The most common adverse reactions (occurring in ≥20% of patients) were fatigue, decreased appetite, and dyspnea. Adverse reactions occurring in patients with HNSCC were generally similar to those occurring in 2799 patients with melanoma or NSCLC treated with KEYTRUDA as a single agent, with the exception of increased incidences of facial edema (10% all Grades; 2.1% Grades 3-4) and new or worsening hypothyroidism *[see Warnings and Precautions (5.1)]*.

Relapsed or Refractory cHL

KEYNOTE-204

The safety of KEYTRUDA was evaluated in KEYNOTE-204 *[see Clinical Studies (14.4)].* Adults with relapsed or refractory cHL received KEYTRUDA 200 mg intravenously every 3 weeks (n=148) or

brentuximab vedotin (BV) 1.8 mg/kg intravenously every 3 weeks (n=152). The trial required an ANC ≥1000/μL, platelet count ≥75,000/μL, hepatic transaminases ≤2.5 times the upper limit of normal (ULN), bilirubin ≤1.5 times ULN, and ECOG performance status of 0 or 1. The trial excluded patients with active non-infectious pneumonitis, prior pneumonitis requiring steroids, active autoimmune disease, a medical condition requiring immunosuppression, or allogeneic HSCT within the past 5 years. The median duration of exposure to KEYTRUDA was 10 months (range: 1 day to 2.2 years), with 68% receiving at least 6 months of treatment and 48% receiving at least 1 year of treatment.

Serious adverse reactions occurred in 30% of patients who received KEYTRUDA. Serious adverse reactions in ≥1% included pneumonitis, pneumonia, pyrexia, myocarditis, acute kidney injury, febrile neutropenia, and sepsis. Three patients (2%) died from causes other than disease progression: two from complications after allogeneic HSCT and one from unknown cause.

Permanent discontinuation of KEYTRUDA due to an adverse reaction occurred in 14% of patients; 7% of patients discontinued treatment due to pneumonitis. Dosage interruption of KEYTRUDA due to an adverse reaction occurred in 30% of patients. Adverse reactions which required dosage interruption in ≥3% of patients were upper respiratory tract infection, pneumonitis, transaminase increase, and pneumonia.

Thirty-eight percent of patients had an adverse reaction requiring systemic corticosteroid therapy.

Table 18 summarizes adverse reactions in KEYNOTE-204.

Reference ID: 5425674

Table 18: Adverse Reactions (≥10%) in Patients with cHL who Received KEYTRUDA in KEYNOTE-204

Adverse Reaction	KEYTRUDA 200 mg every 3 weeks N=148		Brentuximab Vedotin 1.8 mg/kg every 3 weeks N=152	
	All Grades* (%)	Grades 3- 4 (%)	All Grades* (%)	Grades 3- 4† (%)
Infections				
Upper respiratory tract infection‡	41	1.4	24	0
Urinary tract infection	11	0	3	0.7
Musculoskeletal and Connective Tissue				
Musculoskeletal pain§	32	0	29	1.3
Gastrointestinal				
Diarrhea¶	22	2.7	17	1.3
Nausea	14	0	24	0.7
Vomiting	14	1.4	20	0
Abdominal pain#	11	0.7	13	1.3
General				
Pyrexia	20	0.7	13	0.7
FatigueÞ	20	0	22	0.7
Skin and Subcutaneous Tissue				
Rashβ	20	0	19	0.7
Pruritus	18	0	12	0
Respiratory, Thoracic and Mediastinal				
Coughà	20	0.7	14	0.7
Pneumonitisè	11	5	3	1.3
Dyspneað	11	0.7	7	0.7
Endocrine				
Hypothyroidism	19	0	3	0
Nervous System				
Peripheral neuropathyø	11	0.7	43	7
Headacheý	11	0	11	0

* Graded per NCI CTCAE v4.0
† Adverse reactions in BV arm were Grade 3 only.
‡ Includes acute sinusitis, nasopharyngitis, pharyngitis, pharyngotonsillitis, rhinitis, sinusitis, sinusitis bacterial, tonsillitis, upper respiratory tract infection, viral upper respiratory tract infection
§ Includes arthralgia, back pain, bone pain, musculoskeletal discomfort, musculoskeletal chest pain, musculoskeletal pain, myalgia, neck pain, non-cardiac chest pain, pain in extremity
¶ Includes diarrhea, gastroenteritis, colitis, enterocolitis
\# Includes abdominal discomfort, abdominal pain, abdominal pain lower, abdominal pain upper
Þ Includes fatigue, asthenia
β Includes dermatitis acneiform, dermatitis atopic, dermatitis allergic, dermatitis contact, dermatitis exfoliative, dermatitis psoriasiform, eczema, rash, rash erythematous, rash follicular, rash maculo-papular, rash papular, rash pruritic, toxic skin eruption
à Includes cough, productive cough
è Includes pneumonitis, interstitial lung disease
ð Includes dyspnea, dyspnea exertional, wheezing
ø Includes dysesthesia, hypoesthesia, neuropathy peripheral, paraesthesia, peripheral motor neuropathy, peripheral sensorimotor neuropathy, peripheral sensory neuropathy, polyneuropathy
ý Includes headache, migraine, tension headache

Clinically relevant adverse reactions in <10% of patients who received KEYTRUDA included herpes virus infection (9%), pneumonia (8%), oropharyngeal pain (8%), hyperthyroidism (5%), hypersensitivity (4.1%), infusion reactions (3.4%), altered mental state (2.7%), and in 1.4% each, uveitis, myocarditis, thyroiditis, febrile neutropenia, sepsis, and tumor flare.

Table 19 summarizes laboratory abnormalities in KEYNOTE-204.

Reference ID: 5425674

Table 19: Laboratory Abnormalities (≥15%) That Worsened from Baseline in Patients with cHL in KEYNOTE-204

Laboratory Abnormality*	KEYTRUDA 200 mg every 3 weeks		Brentuximab Vedotin 1.8 mg/kg every 3 weeks	
	All Grades† (%)	Grades 3-4 (%)	All Grades† (%)	Grades 3-4 (%)
Chemistry				
Hyperglycemia	46	4.1	36	2.0
Increased AST	39	5	41	3.9
Increased ALT	34	6	45	5
Hypophosphatemia	31	5	18	2.7
Increased creatinine	28	3.4	14	2.6
Hypomagnesemia	25	0	12	0
Hyponatremia	24	4.1	20	3.3
Hypocalcemia	22	2.0	16	0
Increased alkaline phosphatase	21	2.1	22	2.6
Hyperbilirubinemia	16	2.0	9	1.3
Hypoalbuminemia	16	0.7	19	0.7
Hyperkalemia	15	1.4	8	0
Hematology				
Lymphopenia	35	9	32	13
Thrombocytopenia	34	10	26	5
Neutropenia	28	8	43	17
Anemia	24	5	33	8

* Each test incidence is based on the number of patients who had both baseline and at least one on-study laboratory measurement available: KEYTRUDA (range: 143 to 148 patients) and BV (range: 146 to 152 patients); hypomagnesemia: KEYTRUDA n=53 and BV n=50.

† Graded per NCI CTCAE v4.0

KEYNOTE-087

Among the 210 patients with cHL who received KEYTRUDA in KEYNOTE-087 *[see Clinical Studies (14.4)]*, the median duration of exposure to KEYTRUDA was 8.4 months (range: 1 day to 15.2 months). Serious adverse reactions occurred in 16% of patients who received KEYTRUDA. Serious adverse reactions that occurred in ≥1% of patients included pneumonia, pneumonitis, pyrexia, dyspnea, graft versus host disease (GVHD) and herpes zoster. Two patients died from causes other than disease progression; one from GVHD after subsequent allogeneic HSCT and one from septic shock.

Permanent discontinuation of KEYTRUDA due to an adverse reaction occurred in 5% of patients and dosage interruption due to an adverse reaction occurred in 26%. Fifteen percent of patients had an adverse reaction requiring systemic corticosteroid therapy. Tables 20 and 21 summarize adverse reactions and laboratory abnormalities, respectively, in KEYNOTE-087.

Table 20: Adverse Reactions (≥10%) in Patients with cHL who Received KEYTRUDA in KEYNOTE-087

Adverse Reaction	KEYTRUDA 200 mg every 3 weeks N=210	
	All Grades* (%)	Grade 3 (%)
General		
Fatigue†	26	1.0
Pyrexia	24	1.0
Respiratory, Thoracic and Mediastinal		
Cough‡	24	0.5
Dyspnea§	11	1.0
Musculoskeletal and Connective Tissue		
Musculoskeletal pain¶	21	1.0
Arthralgia	10	0.5
Gastrointestinal		
Diarrhea#	20	1.4
Vomiting	15	0
Nausea	13	0
Skin and Subcutaneous Tissue		
Rash Þ	20	0.5
Pruritus	11	0
Endocrine		
Hypothyroidism	14	0.5
Infections		
Upper respiratory tract infection	13	0
Nervous System		
Headache	11	0.5
Peripheral neuropathyβ	10	0

* Graded per NCI CTCAE v4.0
† Includes fatigue, asthenia
‡ Includes cough, productive cough
§ Includes dyspnea, dyspnea exertional, wheezing
¶ Includes back pain, myalgia, bone pain, musculoskeletal pain, pain in extremity, musculoskeletal chest pain, musculoskeletal discomfort, neck pain
\# Includes diarrhea, gastroenteritis, colitis, enterocolitis
Þ Includes rash, rash maculo-papular, drug eruption, eczema, eczema asteatotic, dermatitis, dermatitis acneiform, dermatitis contact, rash erythematous, rash macular, rash papular, rash pruritic, seborrheic dermatitis, dermatitis psoriasiform
β Includes neuropathy peripheral, peripheral sensory neuropathy, hypoesthesia, paresthesia, dysesthesia, polyneuropathy

Clinically relevant adverse reactions in <10% of patients who received KEYTRUDA included infusion reactions (9%), hyperthyroidism (3%), pneumonitis (3%), uveitis and myositis (1% each), and myelitis and myocarditis (0.5% each).

Table 21: Select Laboratory Abnormalities (≥15%) That Worsened from Baseline in Patients with cHL who Received KEYTRUDA in KEYNOTE-087

Laboratory Abnormality*	KEYTRUDA 200 mg every 3 weeks	
	All Grades† (%)	Grades 3-4 (%)
Chemistry		
Hypertransaminasemia‡	34	2
Increased alkaline phosphatase	17	0
Increased creatinine	15	0.5
Hematology		
Anemia	30	6
Thrombocytopenia	27	4
Neutropenia	24	7

* Each test incidence is based on the number of patients who had both baseline and at least one on-study laboratory measurement available: KEYTRUDA (range: 208 to 209 patients)

† Graded per NCI CTCAE v4.0

‡ Includes elevation of AST or ALT

Hyperbilirubinemia occurred in less than 15% of patients on KEYNOTE-087 (10% all Grades, 2.4% Grade 3-4).

PMBCL

Among the 53 patients with PMBCL who received KEYTRUDA in KEYNOTE-170 *[see Clinical Studies (14.5)],* the median duration of exposure to KEYTRUDA was 3.5 months (range: 1 day to 22.8 months). Serious adverse reactions occurred in 26% of patients. Serious adverse reactions that occurred in >2% of patients included arrhythmia (4%), cardiac tamponade (2%), myocardial infarction (2%), pericardial effusion (2%), and pericarditis (2%). Six (11%) patients died within 30 days of start of treatment. Permanent discontinuation of KEYTRUDA due to an adverse reaction occurred in 8% of patients and dosage interruption due to an adverse reaction occurred in 15%. Twenty-five percent of patients had an adverse reaction requiring systemic corticosteroid therapy. Tables 22 and 23 summarize adverse reactions and laboratory abnormalities, respectively, in KEYNOTE-170.

Table 22: Adverse Reactions (≥10%) in Patients with PMBCL who Received KEYTRUDA in KEYNOTE-170

Adverse Reaction	KEYTRUDA 200 mg every 3 weeks N=53	
	All Grades* (%)	Grades 3-4 (%)
Musculoskeletal and Connective Tissue		
Musculoskeletal pain†	30	0
Infections		
Upper respiratory tract infection‡	28	0
General		
Pyrexia	28	0
Fatigue§	23	2
Respiratory, Thoracic and Mediastinal		
Cough¶	26	2
Dyspnea	21	11
Gastrointestinal		
Diarrhea#	13	2
Abdominal pain Þ	13	0
Nausea	11	0
Cardiac		
Arrhythmia β	11	4
Nervous System		
Headache	11	0

* Graded per NCI CTCAE v4.0
† Includes arthralgia, back pain, myalgia, musculoskeletal pain, pain in extremity, musculoskeletal chest pain, bone pain, neck pain, non-cardiac chest pain
‡ Includes nasopharyngitis, pharyngitis, rhinorrhea, rhinitis, sinusitis, upper respiratory tract infection
§ Includes fatigue, asthenia
¶ Includes allergic cough, cough, productive cough
\# Includes diarrhea, gastroenteritis
Þ Includes abdominal pain, abdominal pain upper
β Includes atrial fibrillation, sinus tachycardia, supraventricular tachycardia, tachycardia

Clinically relevant adverse reactions in <10% of patients who received KEYTRUDA included hypothyroidism (8%), hyperthyroidism and pericarditis (4% each), and thyroiditis, pericardial effusion, pneumonitis, arthritis and acute kidney injury (2% each).

Table 23: Laboratory Abnormalities (≥15%) That Worsened from Baseline in Patients with PMBCL who Received KEYTRUDA in KEYNOTE-170

Laboratory Abnormality*	KEYTRUDA 200 mg every 3 weeks	
	All Grades† (%)	Grades 3-4 (%)
Hematology		
Anemia	47	0
Leukopenia	35	9
Lymphopenia	32	18
Neutropenia	30	11
Chemistry		
Hyperglycemia	38	4
Hypophosphatemia	29	10
Hypertransaminasemia‡	27	4
Hypoglycemia	19	0
Increased alkaline phosphatase	17	0
Increased creatinine	17	0
Hypocalcemia	15	4
Hypokalemia	15	4

* Each test incidence is based on the number of patients who had both baseline and at least one on-study laboratory measurement available: KEYTRUDA (range: 44 to 48 patients)

† Graded per NCI CTCAE v4.0

‡ Includes elevation of AST or ALT

Urothelial Cancer

Patients with urothelial cancer in combination with enfortumab vedotin

The safety of KEYTRUDA in combination with enfortumab vedotin was investigated in KEYNOTE-A39 in patients with locally advanced or metastatic urothelial cancer *[see Clinical Studies (14.6)]*. A total of 440 patients received KEYTRUDA 200 mg on Day 1 and enfortumab vedotin 1.25 mg/kg on Days 1 and 8 of each 21-day cycle compared to 433 patients who received gemcitabine on Days 1 and 8 and investigator's choice of cisplatin or carboplatin on Day 1 of each 21-day cycle. Among patients who received KEYTRUDA and enfortumab vedotin, the median duration of exposure to KEYTRUDA was 8.5 months (range: 9 days to 28.5 months).

Fatal adverse reactions occurred in 3.9% of patients treated with KEYTRUDA in combination with enfortumab vedotin including acute respiratory failure (0.7%), pneumonia (0.5%), and pneumonitis/ILD (0.2%).

Serious adverse reactions occurred in 50% of patients receiving KEYTRUDA in combination with enfortumab vedotin. Serious adverse reactions in ≥2% of patients receiving KEYTRUDA in combination with enfortumab vedotin were rash (6%), acute kidney injury (5%), pneumonitis/ILD (4.5%), urinary tract infection (3.6%), diarrhea (3.2%), pneumonia (2.3%), pyrexia (2%), and hyperglycemia (2%).

Permanent discontinuation of KEYTRUDA occurred in 27% of patients. The most common adverse reactions (≥2%) resulting in permanent discontinuation of KEYTRUDA were pneumonitis/ILD (4.8%) and rash (3.4%).

Dose interruptions of KEYTRUDA occurred in 61% of patients. The most common adverse reactions (≥2%) resulting in interruption of KEYTRUDA were rash (17%), peripheral neuropathy (7%), COVID-19 (5%), diarrhea (4.3%), pneumonitis/ILD (3.6%), neutropenia (3.4%), fatigue (3%), alanine aminotransferase increased (2.7%), hyperglycemia (2.5%), pneumonia (2%), and pruritus (2%).

Tables 24 and 25 summarize adverse reactions and laboratory abnormalities, respectively, in patients on KEYTRUDA in combination with enfortumab vedotin in KEYNOTE-A39.

Reference ID: 5425674

Table 24: Adverse Reactions ≥ 20% (All Grades) in Patients Treated with KEYTRUDA in Combination with Enfortumab Vedotin in KEYNOTE-A39

Adverse Reaction	KEYTRUDA in combination with Enfortumab Vedotin n=440		Chemotherapy n=433	
	All Grades* %	Grades 3-4 %	All Grades* %	Grades 3-4 %
Skin and subcutaneous tissue disorders				
Rash†	68	15	15	0
Pruritus	41	1.1	7	0
Alopecia	35	0.5	8	0.2
General disorders and administration site conditions				
Fatigue†	51	6	57	7
Nervous system disorders				
Peripheral neuropathy†	67	8	14	0
Dysgeusia	21	0	9	0
Metabolism and nutrition disorders				
Decreased appetite	33	1.8	26	1.8
Gastrointestinal disorders				
Diarrhea	38	4.5	16	1.4
Nausea	26	1.6	41	2.8
Constipation	26	0	34	0.7
Investigations				
Weight loss	33	3.6	9	0.2
Eye disorders				
Dry eye†	24	0	2.1	0
Infections and infestations				
Urinary tract infection	21	5	19	8

* Graded per NCI CTCAE v4.03
† Includes multiple terms

Clinically relevant adverse reactions (<20%) include pyrexia (18%), dry skin (17%), vomiting (12%), pneumonitis/ILD (10%), hypothyroidism (10%), blurred vision (6%), infusion site extravasation (2%), and myositis (0.5%).

Table 25: Selected Laboratory Abnormalities Worsened from Baseline Occurring in ≥ 20% of Patients in KEYNOTE-A39

Laboratory Test*	KEYTRUDA 200 mg every 3 weeks and Enfortumab Vedotin		Chemotherapy	
	All Grades† %	Grades 3-4 %	All Grades† %	Grades 3-4 %
Chemistry				
Increased aspartate aminotransferase	75	4.6	39	3.3
Increased creatinine	71	3.2	68	2.6
Hyperglycemia	66	14	54	4.7
Increased alanine aminotransferase	59	5	49	3.3
Hyponatremia	46	13	47	13
Hypophosphatemia	44	9	36	9
Hypoalbuminemia	39	1.8	35	0.5
Hypokalemia	26	5	16	3.1
Hyperkalemia	24	1.4	36	4.0
Hypercalcemia	21	1.2	14	0.2
Hematology				
Lymphopenia	58	15	59	17
Anemia	53	7	89	33
Neutropenia	30	9	80	50

* Each test incidence is based on the number of patients who had both baseline and at least one on-study laboratory measurement available: KEYTRUDA (range: 407 to 439 patients)

† Graded per NCI CTCAE v4.03

Cisplatin-ineligible patients with urothelial cancer in combination with enfortumab vedotin

The safety of KEYTRUDA in combination with enfortumab vedotin was investigated in KEYNOTE-869 in patients with locally advanced or metastatic urothelial cancer and who are not eligible for cisplatin-based chemotherapy *[see Clinical Studies (14.6)]*. A total of 121 patients received KEYTRUDA 200 mg on Day 1, and enfortumab vedotin 1.25 mg/kg on days 1 and 8 of each 21-day cycle. The median duration of exposure to KEYTRUDA was 6.9 months (range 1 day to 29.6 months).

Fatal adverse reactions occurred in 5% of patients treated with KEYTRUDA in combination with enfortumab vedotin, including sepsis (1.6%), bullous dermatitis (0.8%), myasthenia gravis (0.8%), and pneumonitis (0.8%).

Serious adverse reactions occurred in 50% of patients receiving KEYTRUDA and enfortumab vedotin. Serious adverse reactions in ≥2% of patients receiving KEYTRUDA in combination with enfortumab vedotin were acute kidney injury (7%), urinary tract infection (7%), urosepsis (5%), hematuria (3.3%), pneumonia (3.3%), pneumonitis (3.3%), sepsis (3.3%), anemia (2.5%), diarrhea (2.5%), hypotension (2.5%), myasthenia gravis (2.5%), myositis (2.5%), and urinary retention (2.5%).

Permanent discontinuation of KEYTRUDA occurred in 32% of patients. The most common adverse reactions (≥2%) resulting in permanent discontinuation of KEYTRUDA were pneumonitis (5%), peripheral neuropathy (5%), rash (3.3%), and myasthenia gravis (2.5%).

Dose interruptions of KEYTRUDA occurred in 69% of patients. The most common adverse reactions (≥2%) resulting in interruption of KEYTRUDA were peripheral neuropathy (22%), rash (17%), neutropenia (7%), fatigue (6%), diarrhea (5%), lipase increased (5%), acute kidney injury (3.3%), ALT increased (2.5%), and COVID-19 (2.5%).

Tables 26 and 27 summarize adverse reactions and laboratory abnormalities, respectively, in patients on KEYTRUDA in combination with enfortumab vedotin in KEYNOTE-869.

Reference ID: 5425674

Table 26: Adverse Reactions Occurring in ≥20% of Patients Treated with KEYTRUDA in Combination with Enfortumab Vedotin in KEYNOTE-869

Adverse Reaction	KEYTRUDA in combination with Enfortumab Vedotin n=121	
	All Grades* %	Grade 3-4 %
Skin and subcutaneous tissue disorders		
Rash†	71	21
Alopecia	52	0
Pruritus	40	3.3
Dry skin	21	0.8
Nervous system disorders		
Peripheral neuropathy‡	65	3.3
Dysgeusia	35	0
Dizziness	23	0
General disorders and administration site conditions		
Fatigue	60	11
Peripheral edema	26	0
Investigations		
Weight loss	48	5
Gastrointestinal disorders		
Diarrhea	45	7
Nausea	36	0.8
Constipation	27	0
Metabolism and nutrition disorders		
Decreased appetite	38	0.8
Infections and infestations		
Urinary tract infection	30	12
Eye disorders		
Dry eye	25	0
Musculoskeletal and connective tissue disorders		
Arthralgia	23	1.7

* Graded per NCI CTCAE v4.03

† Includes: blister, conjunctivitis, dermatitis, dermatitis bullous, dermatitis exfoliative generalized, erythema, erythema multiforme, exfoliative rash, palmar-plantar erythrodysesthesia syndrome, pemphigoid, rash, rash erythematous, rash macular, rash maculo-papular, rash papular, rash pruritic, rash vesicular, skin exfoliation, and stomatitis

‡ Includes: dysesthesia, hypoesthesia, muscular weakness, paresthesia, peripheral motor neuropathy, peripheral sensorimotor neuropathy, peripheral sensory neuropathy, and gait disturbance

Clinically relevant adverse reactions (<20%) include vomiting (19.8%), fever (18%), hypothyroidism (11%), pneumonitis/ILD (10%), myositis (3.3%), myasthenia gravis (2.5%), and infusion site extravasation (0.8%).

Table 27: Selected Laboratory Abnormalities Worsened from Baseline Occurring in ≥20% of Patients in KEYNOTE-869

Laboratory Test*	KEYTRUDA 200 mg every 3 weeks and Enfortumab Vedotin	
	All Grades† %	Grades 3-4 %
Chemistry		
Hyperglycemia	74	13
Increased aspartate aminotransferase	73	9
Increased creatinine	69	3.3
Hyponatremia	60	19
Increased alanine aminotransferase	60	7
Increased lipase	59	32
Hypoalbuminemia	59	4.2
Hypophosphatemia	51	15
Hypokalemia	35	8
Increased potassium	27	1.7
Increased calcium	27	4.2
Hematology		
Anemia	69	15
Lymphopenia	64	17
Neutropenia	32	12

* Each test incidence is based on the number of patients who had both baseline and at least one on-study laboratory measurement available: KEYTRUDA (range: 114 to 121 patients)

† Graded per NCI CTCAE v4.03

Platinum-Ineligible Patients with Urothelial Carcinoma

The safety of KEYTRUDA was investigated in KEYNOTE-052, a single-arm trial that enrolled 370 patients with locally advanced or metastatic urothelial carcinoma who had one or more comorbidities. Patients with autoimmune disease or medical conditions that required systemic corticosteroids or other immunosuppressive medications were ineligible *[see Clinical Studies (14.6)]*. Patients received KEYTRUDA 200 mg every 3 weeks until unacceptable toxicity or either radiographic or clinical disease progression.

The median duration of exposure to KEYTRUDA was 2.8 months (range: 1 day to 15.8 months).

KEYTRUDA was discontinued due to adverse reactions in 11% of patients. Eighteen patients (5%) died from causes other than disease progression. Five patients (1.4%) who were treated with KEYTRUDA experienced sepsis which led to death, and three patients (0.8%) experienced pneumonia which led to death. Adverse reactions leading to interruption of KEYTRUDA occurred in 22% of patients; the most common (≥1%) were liver enzyme increase, diarrhea, urinary tract infection, acute kidney injury, fatigue, joint pain, and pneumonia. Serious adverse reactions occurred in 42% of patients. The most frequent serious adverse reactions (≥2%) were urinary tract infection, hematuria, acute kidney injury, pneumonia, and urosepsis.

Immune-related adverse reactions that required systemic glucocorticoids occurred in 8% of patients, use of hormonal supplementation due to an immune-related adverse reaction occurred in 8% of patients, and 5% of patients required at least one steroid dose ≥40 mg oral prednisone equivalent.

Table 28 summarizes adverse reactions in patients on KEYTRUDA in KEYNOTE-052.

Table 28: Adverse Reactions Occurring in ≥10% of Patients Receiving KEYTRUDA in KEYNOTE-052

Adverse Reaction	KEYTRUDA 200 mg every 3 weeks N=370	
	All Grades* (%)	Grades 3–4 (%)
General		
Fatigue†	38	6
Pyrexia	11	0.5
Weight loss	10	0
Musculoskeletal and Connective Tissue		
Musculoskeletal pain‡	24	4.9
Arthralgia	10	1.1
Metabolism and Nutrition		
Decreased appetite	22	1.6
Hyponatremia	10	4.1
Gastrointestinal		
Constipation	21	1.1
Diarrhea§	20	2.4
Nausea	18	1.1
Abdominal pain¶	18	2.7
Elevated LFTs#	13	3.5
Vomiting	12	0
Skin and Subcutaneous Tissue		
Rash⊳	21	0.5
Pruritus	19	0.3
Edema peripheralβ	14	1.1
Infections		
Urinary tract infection	19	9
Blood and Lymphatic System		
Anemia	17	7
Respiratory, Thoracic, and Mediastinal		
Cough	14	0
Dyspnea	11	0.5
Renal and Urinary		
Increased blood creatinine	11	1.1
Hematuria	13	3.0

* Graded per NCI CTCAE v4.0
† Includes fatigue, asthenia
‡ Includes back pain, bone pain, musculoskeletal chest pain, musculoskeletal pain, myalgia, neck pain, pain in extremity, spinal pain
§ Includes diarrhea, colitis, enterocolitis, gastroenteritis, frequent bowel movements
¶ Includes abdominal pain, pelvic pain, flank pain, abdominal pain lower, tumor pain, bladder pain, hepatic pain, suprapubic pain, abdominal discomfort, abdominal pain upper
\# Includes autoimmune hepatitis, hepatitis, hepatitis toxic, liver injury, increased transaminases, hyperbilirubinemia, increased blood bilirubin, increased alanine aminotransferase, increased aspartate aminotransferase, increased hepatic enzymes, increased liver function tests
⊳ Includes dermatitis, dermatitis bullous, eczema, erythema, rash, rash macular, rash maculo-papular, rash pruritic, rash pustular, skin reaction, dermatitis acneiform, seborrheic dermatitis, palmar-plantar erythrodysesthesia syndrome, rash generalized
β Includes edema peripheral, peripheral swelling

Previously Treated Urothelial Carcinoma

The safety of KEYTRUDA for the treatment of patients with locally advanced or metastatic urothelial carcinoma with disease progression following platinum-containing chemotherapy was investigated in KEYNOTE-045. KEYNOTE-045 was a multicenter, open-label, randomized (1:1), active-controlled trial in which 266 patients received KEYTRUDA 200 mg every 3 weeks or investigator's choice of chemotherapy (n=255), consisting of paclitaxel (n=84), docetaxel (n=84) or vinflunine (n=87) *[see Clinical Studies (14.6)]*. Patients with autoimmune disease or a medical condition that required systemic corticosteroids or other immunosuppressive medications were ineligible.

The median duration of exposure was 3.5 months (range: 1 day to 20 months) in patients who received KEYTRUDA and 1.5 months (range: 1 day to 14 months) in patients who received chemotherapy.

KEYTRUDA was discontinued due to adverse reactions in 8% of patients. The most common adverse reaction resulting in permanent discontinuation of KEYTRUDA was pneumonitis (1.9%). Adverse reactions leading to interruption of KEYTRUDA occurred in 20% of patients; the most common (≥1%) were urinary tract infection (1.5%), diarrhea (1.5%), and colitis (1.1%). Serious adverse reactions occurred in 39% of KEYTRUDA-treated patients. The most frequent serious adverse reactions (≥2%) in KEYTRUDA-treated patients were urinary tract infection, pneumonia, anemia, and pneumonitis. Tables 29 and 30 summarize adverse reactions and laboratory abnormalities, respectively, in patients on KEYTRUDA in KEYNOTE-045.

Table 29: Adverse Reactions Occurring in ≥10% of Patients Receiving KEYTRUDA in KEYNOTE-045

Adverse Reaction	KEYTRUDA 200 mg every 3 weeks n=266		Chemotherapy* n=255	
	All Grades† (%)	Grades 3-4 (%)	All Grades† (%)	Grades 3-4 (%)
General				
Fatigue‡	38	4.5	56	11
Pyrexia	14	0.8	13	1.2
Musculoskeletal and Connective Tissue				
Musculoskeletal pain§	32	3.0	27	2.0
Skin and Subcutaneous Tissue				
Pruritus	23	0	6	0.4
Rash¶	20	0.4	13	0.4
Gastrointestinal				
Nausea	21	1.1	29	1.6
Constipation	19	1.1	32	3.1
Diarrhea#	18	2.3	19	1.6
Vomiting	15	0.4	13	0.4
Abdominal pain	13	1.1	13	2.7
Metabolism and Nutrition				
Decreased appetite	21	3.8	21	1.2
Infections				
Urinary tract infection	15	4.9	14	4.3
Respiratory, Thoracic and Mediastinal				
Cough Þ	15	0.4	9	0
Dyspnea ß	14	1.9	12	1.2
Renal and Urinary				
Hematuria à	12	2.3	8	1.6

* Chemotherapy: paclitaxel, docetaxel, or vinflunine
† Graded per NCI CTCAE v4.0
‡ Includes asthenia, fatigue, malaise, lethargy
§ Includes back pain, myalgia, bone pain, musculoskeletal pain, pain in extremity, musculoskeletal chest pain, musculoskeletal discomfort, neck pain
¶ Includes rash maculo-papular, rash, genital rash, rash erythematous, rash papular, rash pruritic, rash pustular, erythema, drug eruption, eczema, eczema asteatotic, dermatitis contact, dermatitis acneiform, dermatitis, seborrheic keratosis, lichenoid keratosis
\# Includes diarrhea, gastroenteritis, colitis, enterocolitis
Þ Includes cough, productive cough
ß Includes dyspnea, dyspnea exertional, wheezing
à Includes blood urine present, hematuria, chromaturia

Table 30: Laboratory Abnormalities Worsened from Baseline Occurring in ≥20% of Urothelial Carcinoma Patients Receiving KEYTRUDA in KEYNOTE-045

Laboratory Test*	KEYTRUDA 200 mg every 3 weeks		Chemotherapy	
	All Grades† %	Grades 3-4 %	All Grades† %	Grades 3-4 %
Chemistry				
Hyperglycemia	52	8	60	7
Anemia	52	13	68	18
Lymphopenia	45	15	53	25
Hypoalbuminemia	43	1.7	50	3.8
Hyponatremia	37	9	47	13
Increased alkaline phosphatase	37	7	33	4.9
Increased creatinine	35	4.4	28	2.9
Hypophosphatemia	29	8	34	14
Increased AST	28	4.1	20	2.5
Hyperkalemia	28	0.8	27	6
Hypocalcemia	26	1.6	34	2.1

* Each test incidence is based on the number of patients who had both baseline and at least one on-study laboratory measurement available: KEYTRUDA (range: 240 to 248 patients) and chemotherapy (range: 238 to 244 patients); phosphate decreased: KEYTRUDA n=232 and chemotherapy n=222.

† Graded per NCI CTCAE v4.0

BCG-unresponsive High-risk NMIBC

The safety of KEYTRUDA was investigated in KEYNOTE-057, a multicenter, open-label, single-arm trial that enrolled 148 patients with high-risk non-muscle invasive bladder cancer (NMIBC), 96 of whom had BCG-unresponsive carcinoma in situ (CIS) with or without papillary tumors. Patients received KEYTRUDA 200 mg every 3 weeks until unacceptable toxicity, persistent or recurrent high-risk NMIBC or progressive disease, or up to 24 months of therapy without disease progression.

The median duration of exposure to KEYTRUDA was 4.3 months (range: 1 day to 25.6 months).

KEYTRUDA was discontinued due to adverse reactions in 11% of patients. The most common adverse (>1%) reaction resulting in permanent discontinuation of KEYTRUDA was pneumonitis (1.4%). Adverse reactions leading to interruption of KEYTRUDA occurred in 22% of patients; the most common (≥2%) were diarrhea (4%) and urinary tract infection (2%). Serious adverse reactions occurred in 28% of KEYTRUDA-treated patients. The most frequent serious adverse reactions (≥2%) in KEYTRUDA-treated patients were pneumonia (3%), cardiac ischemia (2%), colitis (2%), pulmonary embolism (2%), sepsis (2%), and urinary tract infection (2%). Tables 31 and 32 summarize adverse reactions and laboratory abnormalities, respectively, in patients on KEYTRUDA in KEYNOTE-057.

Table 31: Adverse Reactions Occurring in ≥10% of Patients Receiving KEYTRUDA in KEYNOTE-057

Adverse Reaction	KEYTRUDA 200 mg every 3 weeks N=148	
	All Grades* (%)	Grades 3–4 (%)
General		
Fatigue†	29	0.7
Peripheral edema‡	11	0
Gastrointestinal		
Diarrhea§	24	2.0
Nausea	13	0
Constipation	12	0
Skin and Subcutaneous Tissue		
Rash¶	24	0.7
Pruritus	19	0.7
Musculoskeletal and Connective Tissue		
Musculoskeletal pain#	19	0
Arthralgia	14	1.4
Renal and Urinary		
Hematuria	19	1.4
Respiratory, Thoracic, and Mediastinal		
Cough⊳	19	0
Infections		
Urinary tract infection	12	2.0
Nasopharyngitis	10	0
Endocrine		
Hypothyroidism	11	0

* Graded per NCI CTCAE v4.03
† Includes asthenia, fatigue, malaise
‡ Includes edema peripheral, peripheral swelling
§ Includes diarrhea, gastroenteritis, colitis
¶ Includes rash maculo-papular, rash, rash erythematous, rash pruritic, rash pustular, erythema, eczema, eczema asteatotic, lichenoid keratosis, urticaria, dermatitis
\# Includes back pain, myalgia, musculoskeletal pain, pain in extremity, musculoskeletal chest pain, neck pain
⊳ Includes cough, productive cough

Table 32: Laboratory Abnormalities Worsened from Baseline Occurring in ≥20% of BCG-unresponsive NMIBC Patients Receiving KEYTRUDA in KEYNOTE-057

Laboratory Test*	KEYTRUDA 200 mg every 3 weeks	
	All Grades† (%)	Grades 3-4 (%)
Chemistry		
Hyperglycemia	59	8
Increased ALT	25	3.4
Hyponatremia	24	7
Hypophosphatemia	24	6
Hypoalbuminemia	24	2.1
Hyperkalemia	23	1.4
Hypocalcemia	22	0.7
Increased AST	20	3.4
Increased creatinine	20	0.7
Hematology		
Anemia	35	1.4
Lymphopenia	29	1.6

* Each test incidence is based on the number of patients who had both baseline and at least one on-study laboratory measurement available: KEYTRUDA (range: 124 to 147 patients)
† Graded per NCI CTCAE v4.03

Reference ID: 5425674

Microsatellite Instability-High or Mismatch Repair Deficient Cancer

The safety of KEYTRUDA was investigated in 504 patients with MSI-H or dMMR cancer enrolled in KEYNOTE-158, KEYNOTE-164, and KEYNOTE-051 *[see Clinical Studies (14.7)].* The median duration of exposure to KEYTRUDA was 6.2 months (range: 1 day to 53.5 months). Adverse reactions occurring in patients with MSI-H or dMMR cancer were similar to those occurring in patients with other solid tumors who received KEYTRUDA as a single agent.

Microsatellite Instability-High or Mismatch Repair Deficient Colorectal Cancer

Among the 153 patients with MSI-H or dMMR CRC enrolled in KEYNOTE-177 *[see Clinical Studies (14.8)]* treated with KEYTRUDA, the median duration of exposure to KEYTRUDA was 11.1 months (range: 1 day to 30.6 months). Patients with autoimmune disease or a medical condition that required immunosuppression were ineligible. Adverse reactions occurring in patients with MSI-H or dMMR CRC were similar to those occurring in 2799 patients with melanoma or NSCLC treated with KEYTRUDA as a single agent.

Gastric Cancer

First-line Treatment of Locally Advanced Unresectable or Metastatic HER2-Positive Gastric or Gastroesophageal Junction Adenocarcinoma

The safety of KEYTRUDA was evaluated in 433 patients with HER2-positive gastric or GEJ cancer enrolled in KEYNOTE-811, which included 217 patients treated with KEYTRUDA 200 mg, trastuzumab, and CAPOX (n=189) or FP (n=28) every 3 weeks, compared to 216 patients treated with placebo, trastuzumab, and CAPOX (n=187) or FP (n=29) every 3 weeks *[see Clinical Studies (14.9)]*.

The median duration of exposure to KEYTRUDA was 5.8 months (range: 1 day to 17.7 months).

The study population characteristics were: median age of 63 years (range: 19 to 84), 43% age 65 or older; 81% male; 58% White, 35% Asian, and 0.9% Black; 44% ECOG PS of 0 and 56% ECOG PS of 1.

KEYTRUDA and placebo were discontinued due to adverse reactions in 6% of patients in each arm. The most common adverse reaction resulting in permanent discontinuation of KEYTRUDA was pneumonitis (1.4%). Adverse reactions leading to interruption of KEYTRUDA occurred in 58% of patients; the most common adverse reactions or laboratory abnormalities leading to interruption of KEYTRUDA (≥2%) were neutropenia (18%), thrombocytopenia (12%), diarrhea (6%), anemia (3.7%), hypokalemia (3.7%), fatigue/asthenia (3.2%), decreased appetite (3.2%), increased AST (2.8%), increased blood bilirubin (2.8%), pneumonia (2.8%), increased ALT (2.3%), and vomiting (2.3%).

In the KEYTRUDA arm versus placebo, there was a difference of ≥5% incidence between patients treated with KEYTRUDA versus standard of care for diarrhea (53% vs 44%) and nausea (49% vs 44%). There were no clinically meaningful differences in incidence of Grade 3-4 toxicity between arms.

There was a difference of ≥5% incidence between patients treated with KEYTRUDA versus standard of care for increased ALT (34% vs 29%) and increased creatinine (20% vs 10%). There were no clinically meaningful differences in incidence of Grade 3-4 toxicity between arms.

First-line Treatment of Locally Advanced Unresectable or Metastatic HER2-Negative Gastric or Gastroesophageal Junction Adenocarcinoma

The safety of KEYTRUDA was evaluated in 1572 patients with HER2-negative gastric or GEJ cancer enrolled in KEYNOTE-859, which included 785 patients treated with KEYTRUDA 200 mg and FP (n=106) or CAPOX (n=674) every 3 weeks, compared to 787 patients who received placebo and FP (n=107) or CAPOX (n=679) every 3 weeks *[see Clinical Studies (14.9)]*.

The median duration of exposure to KEYTRUDA was 6.2 months (range: 1 day to 33.7 months).

Serious adverse reactions occurred in 45% of patients receiving KEYTRUDA. Serious adverse reactions in >2% of patients included pneumonia (4.1%), diarrhea (3.9%), hemorrhage (3.9%), and vomiting (2.4%). Fatal adverse reactions occurred in 8% of patients who received KEYTRUDA, including infection (2.3%) and thromboembolism (1.3%).

Reference ID: 5425674

Permanent discontinuation of KEYTRUDA due to adverse reactions occurred in 15% of patients. Adverse reaction resulting in permanent discontinuation of KEYTRUDA in ≥1% were infections (1.8%) and diarrhea (1.0%).

Dosage interruptions of KEYTRUDA due to an adverse reaction occurred in 65% of patients. Adverse reactions or laboratory abnormalities leading to interruption of KEYTRUDA (≥2%) were neutropenia (21%), thrombocytopenia (13%), diarrhea (5.5%), fatigue (4.8%), infection (4.8%), anemia (4.5%), increased AST (4.3%), increased ALT (3.8%), increased blood bilirubin (3.3%), white blood cell count decreased (2.2%), nausea (2%), palmar-plantar erythrodysesthesia syndrome (2%), and vomiting (2%).

Tables 33 and 34 summarize adverse reactions and laboratory abnormalities, respectively, in patients on KEYTRUDA in KEYNOTE-859.

Table 33: Adverse Reactions Occurring in ≥20% of Patients Receiving KEYTRUDA in KEYNOTE-859

Adverse Reaction	KEYTRUDA 200 mg every 3 weeks and FP or CAPOX n=785		Placebo and FP or CAPOX n=787	
	All Grades* (%)	Grades 3-4 (%)	All Grades* (%)	Grades 3-4 (%)
Nervous System				
Peripheral neuropathy†	47	5	48	6
Gastrointestinal				
Nausea	46	3.7	46	4.4
Diarrhea	36	6	32	5
Vomiting	34	5	27	5
Abdominal Pain‡	26	2.8	24	2.9
Constipation	22	0.5	21	0.8
General				
Fatigue§	40	8	39	9
Metabolism and Nutrition				
Decreased appetite	29	3.3	29	2.5
Skin and Subcutaneous Tissue				
Palmar-plantar erythrodysesthesia syndrome	25	3.1	22	1.8
Investigations				
Weight loss	20	2.8	19	2.7

* Graded per NCI CTCAE v4.03

† Includes dysesthesia, hyperesthesia, hypoesthesia, neuralgia, neuropathy peripheral, paresthesia, peripheral sensory neuropathy, peripheral motor neuropathy, polyneuropathy

‡ Includes abdominal discomfort, abdominal pain, abdominal pain lower, abdominal tenderness, abdominal pain upper, epigastric discomfort, gastrointestinal pain

§ Includes asthenia, fatigue

Table 34: Laboratory Abnormalities Worsened from Baseline Occurring in ≥20% of Patients Receiving KEYTRUDA in KEYNOTE-859

Laboratory Test*	KEYTRUDA 200 mg every 3 weeks and FP or CAPOX		Placebo and FP or CAPOX	
	All Grades† %	Grades 3-4 %	All Grades† %	Grades 3-4 %
Hematology				
Anemia	65	15	69	13
Thrombocytopenia	64	12	62	10
Neutropenia	63	25	58	20
Leukopenia	59	7	56	6
Lymphopenia	57	20	51	16
Chemistry				
Increased AST	57	4.7	48	3.6
Hypoalbuminemia	55	4.1	52	2.9
Hyperglycemia	53	6	52	4.6
Hypocalcemia	49	3.6	45	3.3
Increased alkaline phosphatase	48	6	41	5
Hyponatremia	40	13	40	12
Increased ALT	40	4.2	29	2.9
Hypokalemia	35	10	27	9
Bilirubin increased	32	5	30	5
Hypophosphatemia	30	10	27	8
Hypomagnesemia	29	0.3	22	0.7
Increased creatinine	21	3.5	18	1.7
Hyperkalemia	20	3.7	18	2.9
Increased INR	20	1.4	22	0

* Each test incidence is based on the number of patients who had both baseline and at least one on-study laboratory measurement available: KEYTRUDA/FP or CAPOX (range: 210 to 766 patients) and placebo/FP or CAPOX (range: 190 to 762 patients)

† Graded per NCI CTCAE v4.03

Esophageal Cancer

First-line Treatment of Locally Advanced Unresectable or Metastatic Esophageal Cancer/Gastroesophageal Junction

The safety of KEYTRUDA, in combination with cisplatin and FU chemotherapy was investigated in KEYNOTE-590, a multicenter, double-blind, randomized (1:1), placebo-controlled trial for the first-line treatment in patients with metastatic or locally advanced esophageal or gastroesophageal junction (tumors with epicenter 1 to 5 centimeters above the GEJ) carcinoma who were not candidates for surgical resection or definitive chemoradiation *[see Clinical Studies (14.10)]*. A total of 740 patients received either KEYTRUDA 200 mg (n=370) or placebo (n=370) every 3 weeks for up to 35 cycles, both in combination with up to 6 cycles of cisplatin and up to 35 cycles of FU.

The median duration of exposure was 5.7 months (range: 1 day to 26 months) in the KEYTRUDA combination arm and 5.1 months (range: 3 days to 27 months) in the chemotherapy arm.

KEYTRUDA was discontinued for adverse reactions in 15% of patients. The most common adverse reactions resulting in permanent discontinuation of KEYTRUDA (≥1%) were pneumonitis (1.6%), acute kidney injury (1.1%), and pneumonia (1.1%). Adverse reactions leading to interruption of KEYTRUDA occurred in 67% of patients. The most common adverse reactions leading to interruption of KEYTRUDA (≥2%) were neutropenia (19%), fatigue/asthenia (8%), decreased white blood cell count (5%), pneumonia (5%), decreased appetite (4.3%), anemia (3.2%), increased blood creatinine (3.2%), stomatitis (3.2%), malaise (3.0%), thrombocytopenia (3%), pneumonitis (2.7%), diarrhea (2.4%), dysphagia (2.2%), and nausea (2.2%).

Tables 35 and 36 summarize adverse reactions and laboratory abnormalities, respectively, in patients on KEYTRUDA in KEYNOTE-590.

Table 35: Adverse Reactions Occurring in ≥20% of Patients Receiving KEYTRUDA in KEYNOTE-590

Adverse Reaction	KEYTRUDA 200 mg every 3 weeks Cisplatin FU n=370		Placebo Cisplatin FU n=370	
	All Grades* (%)	Grades 3-4† (%)	All Grades* (%)	Grades 3-4† (%)
Gastrointestinal				
Nausea	67	7	63	7
Constipation	40	0	40	0
Diarrhea	36	4.1	33	3
Vomiting	34	7	32	5
Stomatitis	27	6	26	3.8
General				
Fatigue‡	57	12	46	9
Metabolism and Nutrition				
Decreased appetite	44	4.1	38	5
Investigations				
Weight loss	24	3.0	24	5

* Graded per NCI CTCAE v4.03
† One fatal event of diarrhea was reported in each arm.
‡ Includes asthenia, fatigue

Table 36: Laboratory Abnormalities Worsened from Baseline Occurring in ≥20% of Esophageal Cancer Patients Receiving KEYTRUDA in KEYNOTE-590

Laboratory Test*	KEYTRUDA 200 mg every 3 weeks Cisplatin FU		Chemotherapy (Cisplatin and FU)	
	All Grades† %	Grades 3-4 %	All Grades† %	Grades 3-4 %
Hematology				
Anemia	83	21	86	24
Neutropenia	74	43	71	41
Leukopenia	72	21	73	17
Lymphopenia	55	22	53	18
Thrombocytopenia	43	5	46	8
Chemistry				
Hyperglycemia	56	7	55	6
Hyponatremia	53	19	54	19
Hypoalbuminemia	52	2.8	52	2.3
Increased creatinine	45	2.5	42	2.5
Hypocalcemia	44	3.9	38	2
Hypophosphatemia	37	9	31	10
Hypokalemia	30	12	34	15
Increased alkaline phosphatase	29	1.9	29	1.7
Hyperkalemia	28	3.6	27	2.6
Increased AST	25	4.4	22	2.8
Increased ALT	23	3.6	18	1.7

* Each test incidence is based on the number of patients who had both baseline and at least one on-study laboratory measurement available: KEYTRUDA/cisplatin/FU (range: 345 to 365 patients) and placebo/cisplatin/FU (range: 330 to 358 patients)
† Graded per NCI CTCAE v4.03

Previously Treated Recurrent Locally Advanced or Metastatic Esophageal Cancer

Among the 314 patients with esophageal cancer enrolled in KEYNOTE-181 *[see Clinical Studies (14.10)]* treated with KEYTRUDA, the median duration of exposure to KEYTRUDA was 2.1 months (range: 1 day to 24.4 months). Patients with autoimmune disease or a medical condition that required

immunosuppression were ineligible. Adverse reactions occurring in patients with esophageal cancer were similar to those occurring in 2799 patients with melanoma or NSCLC treated with KEYTRUDA as a single agent.

Cervical Cancer

FIGO 2014 Stage III-IVA Cervical Cancer with Chemoradiotherapy

The safety of KEYTRUDA in combination with CRT (cisplatin plus external beam radiation therapy [EBRT] followed by brachytherapy [BT]) was investigated in KEYNOTE-A18, a placebo-controlled, randomized (1:1), multicenter, double-blind trial including 594 patients with FIGO 2014 Stage III-IVA cervical cancer *[see Clinical Studies (14.11)]*. Two hundred ninety-two patients received KEYTRUDA in combination with chemoradiotherapy and 302 patients received placebo in combination with chemoradiotherapy.

The median duration of exposure to KEYTRUDA was 12.1 months (range: 1 day to 27 months).

Fatal adverse reactions occurred in 1.4% of patients receiving KEYTRUDA in combination with chemoradiotherapy, including 1 case each (0.3%) of large intestinal perforation, urosepsis, sepsis, and vaginal hemorrhage.

Serious adverse reactions occurred in 30% of patients receiving KEYTRUDA in combination with chemoradiotherapy. Serious adverse reactions occurring in ≥1% of patients included urinary tract infection (2.7%), urosepsis (1.4%), and sepsis (1%).

KEYTRUDA was discontinued for adverse reactions in 7% of patients. The most common adverse reaction (≥1%) resulting in permanent discontinuation was diarrhea (1%).

Adverse reactions leading to interruption of KEYTRUDA occurred in 43% of patients; the most common adverse reactions leading to interruption of KEYTRUDA (≥2%) were anemia (8%), COVID-19 (6%), SARS-CoV-2 test positive (3.1%), decreased neutrophil count (2.7%), diarrhea (2.7%), urinary tract infection (2.7%), and increased ALT (2.4%).

Table 37 and Table 38 summarize adverse reactions and laboratory abnormalities, respectively, in patients on KEYTRUDA in KEYNOTE-A18.

Table 37: Adverse Reactions Occurring in ≥10% of Patients with FIGO 2014 Stage III-IVA Cervical Cancer Receiving KEYTRUDA in KEYNOTE-A18

Adverse Reaction	KEYTRUDA 200 mg every 3 weeks and 400 mg every 6 weeks with chemoradiotherapy n=292		Placebo with chemoradiotherapy n=302	
	All Grades* (%)	Grades 3-4 (%)	All Grades* (%)	Grades 3-4 (%)
Gastrointestinal				
Nausea	56	0	61	2.3
Diarrhea	50	3.8	50	4.3
Vomiting	33	1	34	1.7
Constipation	18	0	18	0.7
Abdominal pain	12	0.7	12	1.7
Infections				
Urinary tract infection†	32	4.1	31	4.6
General				
Fatigue‡	26	1	27	1.3
Pyrexia	12	0.3	13	0
Endocrine				
Hypothyroidism§	20	0.7	5	0
Hyperthyroidism	11	0.3	2.6	0
Metabolism and Nutrition				
Decreased appetite	17	0.7	17	0.3
Investigations				
Weight loss	17	1.4	18	1

Renal and Urinary				
Dysuria	11	0.3	12	0
Skin and Subcutaneous Tissue Disorders				
Rash¶	11	0.7	7	0.3
Reproductive System				
Pelvic pain	10	1	13	1.3

* Graded per NCI CTCAE v5.0
† Includes urinary tract infection, urinary tract infection pseudomonal, pyelonephritis acute, cystitis, Escherichia urinary tract infection
‡ Includes fatigue, asthenia
§ Includes hypothyroidism, autoimmune hypothyroidism
¶ Includes erythema multiforme, dermatitis, drug eruption, eczema, rash, skin exfoliation, dermatitis bullous, rash maculo-papular, lichen planus, dyshidrotic eczema, dermatitis acneiform

Table 38: Laboratory Abnormalities Worsened from Baseline Occurring in ≥20% of Patients with FIGO 2014 Stage III-IVA Cervical Cancer Receiving KEYTRUDA in KEYNOTE-A18

Laboratory Test*	KEYTRUDA 200 mg every 3 weeks and 400 mg every 6 weeks with chemoradiotherapy		Placebo with chemoradiotherapy	
	All Grades† (%)	Grades 3-4 (%)	All Grades† (%)	Grades 3-4 (%)
Hematology				
Lymphopenia	99	96	99	92
Leukopenia	96	46	94	49
Anemia	88	31	81	25
Neutropenia	75	32	74	33
Thrombocytopenia	65	8	61	6
Chemistry				
Hypomagnesemia	59	4.2	63	3.4
Hyponatremia	54	3.8	47	4
Increased AST	45	1	39	1.7
Increased ALT	44	2.1	44	1
Hypocalcemia	43	4.8	40	4.3
Hypokalemia	42	14	38	10
Increased creatinine	41	6	43	6
Hypoalbuminemia	37	0.7	35	1.7
Increased alkaline phosphatase	34	0.3	33	0.3

* Laboratory abnormality percentage is based on the number of patients who had both baseline and at least one post-baseline laboratory measurement for each parameter: KEYTRUDA + chemoradiotherapy (range: 286 to 291 patients) and placebo + chemoradiotherapy (range: 298 to 300 patients)
† Graded per NCI CTCAE v5.0

Persistent, Recurrent, or Metastatic Cervical Cancer

The safety of KEYTRUDA in combination with paclitaxel and cisplatin or paclitaxel and carboplatin, with or without bevacizumab, was investigated in KEYNOTE-826, a multicenter, double-blind, randomized (1:1), placebo-controlled trial in patients with persistent, recurrent, or first-line metastatic cervical cancer who had not been treated with chemotherapy except when used concurrently as a radio-sensitizing agent *[see Clinical Studies (14.11)]*. A total of 616 patients, regardless of tumor PD-L1 expression, received KEYTRUDA 200 mg and chemotherapy with or without bevacizumab (n=307) every 3 weeks or placebo and chemotherapy with or without bevacizumab (n=309) every 3 weeks.

The median duration of exposure to KEYTRUDA was 9.9 months (range: 1 day to 26 months).

Fatal adverse reactions occurred in 4.6% of patients receiving KEYTRUDA in combination with chemotherapy with or without bevacizumab, including 3 cases of hemorrhage, 2 cases of sepsis, 2 cases

due to unknown causes, and 1 case each of acute myocardial infarction, autoimmune encephalitis, cardiac arrest, cerebrovascular accident, femur fracture with perioperative pulmonary embolus, intestinal perforation, and pelvic infection.

Serious adverse reactions occurred in 50% of patients receiving KEYTRUDA in combination with chemotherapy with or without bevacizumab. Serious adverse reactions in ≥3% of patients included febrile neutropenia (6.8%), urinary tract infection (5.2%), anemia (4.6%), acute kidney injury (3.3%), and sepsis (3.3%).

KEYTRUDA was discontinued for adverse reactions in 15% of patients. The most common adverse reaction resulting in permanent discontinuation of KEYTRUDA (≥1%) was colitis (1%).

Adverse reactions leading to interruption of KEYTRUDA occurred in 66% of patients; the most common adverse reactions or laboratory abnormalities leading to interruption of KEYTRUDA (≥2%) were thrombocytopenia (15%), neutropenia (14%), anemia (11%), increased ALT (6%), leukopenia (5%), fatigue/asthenia (4.2%), urinary tract infection (3.6%), increased AST (3.3%), pyrexia (3.3%), diarrhea (2.6%), acute kidney injury (2.6%), increased blood creatinine (2.6%), colitis (2.3%), decreased appetite (2%), and cough (2%).

For patients treated with KEYTRUDA, chemotherapy, and bevacizumab (n=196), the most common (≥20%) adverse reactions were peripheral neuropathy (62%), alopecia (58%), anemia (55%), fatigue/asthenia (53%), nausea (41%), neutropenia (41%), diarrhea (39%), hypertension (35%), thrombocytopenia (35%), constipation (31%), arthralgia (31%), vomiting (30%), urinary tract infection (27%), rash (26%), leukopenia (24%), hypothyroidism (22%), and decreased appetite (21%).

Table 39 and Table 40 summarize adverse reactions and laboratory abnormalities, respectively, in patients on KEYTRUDA in KEYNOTE-826.

Table 39: Adverse Reactions Occurring in ≥ 20% of Patients Receiving KEYTRUDA in KEYNOTE-826

Adverse Reaction	KEYTRUDA 200 mg every 3 weeks and chemotherapy* with or without bevacizumab n=307		Placebo and chemotherapy* with or without bevacizumab n=309	
	All Grades† (%)	Grades 3-4 (%)	All Grades† (%)	Grades 3-4 (%)
Nervous System				
Peripheral neuropathy‡	58	4.2	57	6
Skin and Subcutaneous Tissue				
Alopecia	56	0	58	0
Rash§	22	3.6	15	0.3
General				
Fatigue¶	47	7	46	6
Gastrointestinal				
Nausea	40	2	44	1.6
Diarrhea	36	2	30	2.6
Constipation	28	0.3	33	1
Vomiting	26	2.6	27	1.9
Musculoskeletal and Connective Tissue				
Arthralgia	27	0.7	26	1.3
Vascular				
Hypertension	24	9	23	11
Infections				
Urinary tract infection	24	9	26	8

* Chemotherapy (paclitaxel and cisplatin or paclitaxel and carboplatin)
† Graded per NCI CTCAE v4.0
‡ Includes neuropathy peripheral, peripheral sensory neuropathy, peripheral motor neuropathy, peripheral sensorimotor neuropathy, paresthesia
§ Includes rash, rash maculo-papular, rash erythematous, rash macular, rash papular, rash pruritic, rash pustular
¶ Includes fatigue, asthenia

Reference ID: 5425674

Table 40: Laboratory Abnormalities Worsened from Baseline Occurring in ≥ 20% of Patients Receiving KEYTRUDA in KEYNOTE-826

Laboratory Test*	KEYTRUDA 200 mg every 3 weeks and chemotherapy† with or without bevacizumab n=307		Placebo and chemotherapy† with or without bevacizumab n=309	
	All Grades‡ (%)	Grades 3-4 (%)	All Grades‡ (%)	Grades 3-4 (%)
Hematology				
Anemia	80	35	77	33
Leukopenia	76	27	69	19
Neutropenia	66	39	58	31
Lymphopenia	61	33	56	33
Thrombocytopenia	57	19	53	15
Chemistry				
Hyperglycemia	51	4.7	46	2.3
Hypoalbuminemia	46	1.3	38	5
Hyponatremia	40	14	38	11
Increased ALT	40	7	38	6
Increased AST	40	6	36	3.0
Increased alkaline phosphatase	38	3.4	40	2.3
Hypocalcemia	37	4.0	31	5
Increased creatinine	34	5	32	6
Hypokalemia	29	7	26	7
Hyperkalemia	23	3.7	27	4.7
Hypercalcemia	21	1.0	20	1.3

* Each test incidence is based on the number of patients who had both baseline and at least one on-study laboratory measurement available: KEYTRUDA plus chemotherapy (range: 297 to 301 patients) and placebo plus chemotherapy (range: 299 to 302 patients)

† Chemotherapy (paclitaxel and cisplatin or paclitaxel and carboplatin)

‡ Graded per NCI CTCAE v4.0

Previously Treated Recurrent or Metastatic Cervical Cancer

Among the 98 patients with cervical cancer enrolled in Cohort E of KEYNOTE-158 *[see Clinical Studies (14.11)]*, the median duration of exposure to KEYTRUDA was 2.9 months (range: 1 day to 22.1 months). Patients with autoimmune disease or a medical condition that required immunosuppression were ineligible.

KEYTRUDA was discontinued due to adverse reactions in 8% of patients. Serious adverse reactions occurred in 39% of patients receiving KEYTRUDA. The most frequent serious adverse reactions reported included anemia (7%), fistula (4.1%), hemorrhage (4.1%), and infections [except UTIs] (4.1%). Tables 41 and 42 summarize adverse reactions and laboratory abnormalities, respectively, in patients on KEYTRUDA in KEYNOTE-158.

Reference ID: 5425674

Table 41: Adverse Reactions Occurring in ≥10% of Patients with Cervical Cancer in KEYNOTE-158

Adverse Reaction	KEYTRUDA 200 mg every 3 weeks N=98	
	All Grades* (%)	Grades 3–4 (%)
General		
Fatigue†	43	5
Pain‡	22	2.0
Pyrexia	19	1.0
Edema peripheral§	15	2.0
Musculoskeletal and Connective Tissue		
Musculoskeletal pain¶	27	5
Gastrointestinal		
Diarrhea#	23	2.0
Abdominal painÞ	22	3.1
Nausea	19	0
Vomiting	19	1.0
Constipation	14	0
Metabolism and Nutrition		
Decreased appetite	21	0
Vascular		
Hemorrhageß	19	5
Infections		
UTIà	18	6
Infection (except UTI)è	16	4.1
Skin and Subcutaneous Tissue		
Rashð	17	2.0
Endocrine		
Hypothyroidism	11	0
Nervous System		
Headache	11	2.0
Respiratory, Thoracic and Mediastinal		
Dyspnea	10	1.0

* Graded per NCI CTCAE v4.0
† Includes asthenia, fatigue, lethargy, malaise
‡ Includes breast pain, cancer pain, dysesthesia, dysuria, ear pain, gingival pain, groin pain, lymph node pain, oropharyngeal pain, pain, pain of skin, pelvic pain, radicular pain, stoma site pain, toothache
§ Includes edema peripheral, peripheral swelling
¶ Includes arthralgia, back pain, musculoskeletal chest pain, musculoskeletal pain, myalgia, myositis, neck pain, non-cardiac chest pain, pain in extremity
\# Includes colitis, diarrhea, gastroenteritis
Þ Includes abdominal discomfort, abdominal distension, abdominal pain, abdominal pain lower, abdominal pain upper
ß Includes epistaxis, hematuria, hemoptysis, metrorrhagia, rectal hemorrhage, uterine hemorrhage, vaginal hemorrhage
à Includes bacterial pyelonephritis, pyelonephritis acute, urinary tract infection, urinary tract infection bacterial, urinary tract infection pseudomonal, urosepsis
è Includes cellulitis, clostridium difficile infection, device-related infection, empyema, erysipelas, herpes virus infection, infected neoplasm, infection, influenza, lower respiratory tract congestion, lung infection, oral candidiasis, oral fungal infection, osteomyelitis, pseudomonas infection, respiratory tract infection, tooth abscess, upper respiratory tract infection, uterine abscess, vulvovaginal candidiasis
ð Includes dermatitis, drug eruption, eczema, erythema, palmar-plantar erythrodysesthesia syndrome, rash, rash generalized, rash maculo-papular

Reference ID: 5425674

Table 42: Laboratory Abnormalities Worsened from Baseline Occurring in ≥20% of Patients with Cervical Cancer in KEYNOTE-158

Laboratory Test*	KEYTRUDA 200 mg every 3 weeks	
	All Grades† (%)	Grades 3-4 (%)
Hematology		
Anemia	54	24
Lymphopenia	47	9
Chemistry		
Hypoalbuminemia	44	5
Increased alkaline phosphatase	42	2.6
Hyponatremia	38	13
Hyperglycemia	38	1.3
Increased AST	34	3.9
Increased creatinine	32	5
Hypocalcemia	27	0
Increased ALT	21	3.9
Hypokalemia	20	6

* Each test incidence is based on the number of patients who had both baseline and at least one on-study laboratory measurement available: KEYTRUDA (range: 76 to 79 patients)

† Graded per NCI CTCAE v4.0

Other laboratory abnormalities occurring in ≥10% of patients receiving KEYTRUDA were hypophosphatemia (19% all Grades; 6% Grades 3-4), increased INR (19% all Grades; 0% Grades 3-4), hypercalcemia (14% all Grades; 2.6% Grades 3-4), platelet count decreased (14% all Grades; 1.3% Grades 3-4), activated partial thromboplastin time prolonged (14% all Grades; 0% Grades 3-4), hypoglycemia (13% all Grades; 1.3% Grades 3-4), white blood cell decreased (13% all Grades; 2.6% Grades 3-4), and hyperkalemia (13% all Grades; 1.3% Grades 3-4).

HCC

Previously Treated HCC

The safety of KEYTRUDA was investigated in KEYNOTE-394, a multicenter, double-blind, randomized, placebo-controlled trial that enrolled patients with previously treated HCC. Patients were randomized (2:1) and received KEYTRUDA 200 mg (n=299) or placebo (n=153) intravenously every 3 weeks for up to 35 cycles *[see Clinical Studies (14.12)]*.

The median duration of exposure was 3.3 months (range: 1 day to 27.3 months) in the KEYTRUDA arm and 2.2 months (range: 1 day to 15.5 months) in the placebo arm. KEYTRUDA was discontinued due to adverse reactions in 13% of patients. The most common adverse reaction resulting in permanent discontinuation of KEYTRUDA was ascites (2.3%). Adverse reactions leading to interruption of KEYTRUDA occurred in 26% of patients; the most common adverse reactions or laboratory abnormalities leading to interruption of KEYTRUDA (≥2%) were increased blood bilirubin (9%), increased AST (5%), and increased ALT (2%).

Tables 43 and 44 summarize adverse reactions and laboratory abnormalities, respectively, in patients on KEYTRUDA in KEYNOTE-394.

Table 43: Adverse Reactions Occurring in ≥10% of Patients with HCC Receiving KEYTRUDA in KEYNOTE-394

Adverse Reaction	KEYTRUDA 200 mg every 3 weeks n=299		Placebo n=153	
	All Grades* (%)	Grades 3-5 (%)	All Grades* (%)	Grades 3-5 (%)
General				
Pyrexia	18	0.7	14	0
Skin and Subcutaneous Tissue				
Rash†	18	0.7	7	0
Pruritus	12	0	4	0
Gastrointestinal				
Diarrhea	16	1.7	9	0
Metabolism and Nutrition				
Decreased appetite	15	0.3	9	0
Infections				
Upper respiratory tract infection	11	1.0	7	0.7
Respiratory, Thoracic, and Mediastinal				
Cough	11	0	9	0
Endocrine				
Hypothyroidism	10	0	7	0

* Graded per NCI CTCAE v4.03

† Includes dermatitis, dermatitis allergic, dermatitis bullous, rash, rash erythematous, rash maculo-papular, rash pustular, and blister.

Table 44: Laboratory Abnormalities Worsened from Baseline Occurring in ≥20% of Patients with HCC Receiving KEYTRUDA in KEYNOTE-394

Laboratory Test*	KEYTRUDA		Placebo	
	All Grades† %	Grades 3-4 %	All Grades† %	Grades 3-4 %
Chemistry				
Increased AST	54	14	44	12
Increased bilirubin	47	11	36	7
Increased ALT	47	7	32	4.6
Increased gamma-glutamyl transferase (GGT)	40	20	39	15
Hypoalbuminemia	40	0.7	20	0.7
Increased alkaline phosphatase	39	4.1	34	4
Hyperglycemia	36	3.3	26	1.4
Hyponatremia	36	11	28	5
Hypophosphatemia	30	6	17	4
Hypocalcemia	24	1.4	15	0.7
Hematology				
Lymphopenia	44	11	34	4.6
Anemia	36	7	30	3.3
Decreased platelets	32	4.7	29	2
Leukopenia	30	1.3	21	0.7
Neutropenia	25	4.4	21	2

* Each test incidence is based on the number of patients who had both baseline and at least one on-study laboratory measurement available: KEYTRUDA (range: 223 to 297 patients) and placebo (range: 144 to 151 patients).

† Graded per NCI CTCAE v4.03

BTC

The safety of KEYTRUDA in combination with gemcitabine and cisplatin, was investigated in KEYNOTE-966, a multicenter, double-blind, randomized, placebo-controlled trial in patients with locally advanced unresectable or metastatic BTC who had not received prior systemic therapy in the advanced disease setting *[see Clinical Studies (14.13)]*. A total of 1063 patients received either KEYTRUDA 200 mg plus gemcitabine and cisplatin chemotherapy (n=529) or placebo plus gemcitabine and cisplatin chemotherapy (n=534) every 3 weeks.

The median duration of exposure to KEYTRUDA was 6 months (range: 1 day to 28 months).

KEYTRUDA was discontinued for adverse reactions in 15% of patients. The most common adverse reaction resulting in permanent discontinuation of KEYTRUDA (≥1%) was pneumonitis (1.3%).

Adverse reactions leading to the interruption of KEYTRUDA occurred in 55% of patients. The most common adverse reactions or laboratory abnormalities leading to interruption of KEYTRUDA (≥2%) were decreased neutrophil count (18%), decreased platelet count (10%), anemia (6%), decreased white blood count (4%), pyrexia (3.8%), fatigue (3.0%), cholangitis (2.8%), increased ALT (2.6%), increased AST (2.5%), and biliary obstruction (2.3%).

In the KEYTRUDA plus chemotherapy versus placebo plus chemotherapy arms, there was a difference of ≥5% incidence in adverse reactions between patients treated with KEYTRUDA versus placebo for pyrexia (26% vs 20%), rash (21% vs 13%), pruritus (15% vs 10%), and hypothyroidism (9% vs. 2.6%). There were no clinically meaningful differences in incidence of Grade 3-4 toxicity between arms.

There was a difference of ≥5% incidence in laboratory abnormalities between patients treated with KEYTRUDA plus chemotherapy versus placebo plus chemotherapy for decreased lymphocytes (69% vs 61%). There were no clinically meaningful differences in incidence of Grade 3-4 toxicity between arms.

<u>MCC</u>

Among the 105 patients with MCC enrolled in KEYNOTE-017 and KEYNOTE-913 *[see Clinical Studies (14.14)]*, the median duration of exposure to KEYTRUDA was 6.3 months (range 1 day to 28 months). Patients with autoimmune disease or a medical condition that required immunosuppression were ineligible. Adverse reactions occurring in patients with MCC were similar to those occurring in 2799 patients with melanoma or NSCLC treated with KEYTRUDA as a single agent. Laboratory abnormalities (Grades 3-4) that occurred at a higher incidence included increased lipase (17%).

<u>RCC</u>

In combination with axitinib in the first-line treatment of advanced RCC (KEYNOTE-426)

The safety of KEYTRUDA in combination with axitinib was investigated in KEYNOTE-426 *[see Clinical Studies (14.15)]*. Patients with medical conditions that required systemic corticosteroids or other immunosuppressive medications or had a history of severe autoimmune disease other than type 1 diabetes, vitiligo, Sjogren's syndrome, and hypothyroidism stable on hormone replacement were ineligible. Patients received KEYTRUDA 200 mg intravenously every 3 weeks and axitinib 5 mg orally twice daily, or sunitinib 50 mg once daily for 4 weeks and then off treatment for 2 weeks. The median duration of exposure to the combination therapy of KEYTRUDA and axitinib was 10.4 months (range: 1 day to 21.2 months).

The study population characteristics were: median age of 62 years (range: 30 to 89), 40% age 65 or older; 71% male; 80% White; and 80% Karnofsky Performance Status (KPS) of 90-100 and 20% KPS of 70-80.

Fatal adverse reactions occurred in 3.3% of patients receiving KEYTRUDA in combination with axitinib. These included 3 cases of cardiac arrest, 2 cases of pulmonary embolism and 1 case each of cardiac failure, death due to unknown cause, myasthenia gravis, myocarditis, Fournier's gangrene, plasma cell myeloma, pleural effusion, pneumonitis, and respiratory failure.

Serious adverse reactions occurred in 40% of patients receiving KEYTRUDA in combination with axitinib. Serious adverse reactions in ≥1% of patients receiving KEYTRUDA in combination with axitinib included hepatotoxicity (7%), diarrhea (4.2%), acute kidney injury (2.3%), dehydration (1%), and pneumonitis (1%).

Permanent discontinuation due to an adverse reaction of either KEYTRUDA or axitinib occurred in 31% of patients; 13% KEYTRUDA only, 13% axitinib only, and 8% both drugs. The most common adverse reaction (>1%) resulting in permanent discontinuation of KEYTRUDA, axitinib, or the combination was hepatotoxicity (13%), diarrhea/colitis (1.9%), acute kidney injury (1.6%), and cerebrovascular accident (1.2%).

Dose interruptions or reductions due to an adverse reaction, excluding temporary interruptions of KEYTRUDA infusions due to infusion-related reactions, occurred in 76% of patients receiving

KEYTRUDA in combination with axitinib. This includes interruption of KEYTRUDA in 50% of patients. Axitinib was interrupted in 64% of patients and dose reduced in 22% of patients. The most common adverse reactions (>10%) resulting in interruption of KEYTRUDA were hepatotoxicity (14%) and diarrhea (11%), and the most common adverse reactions (>10%) resulting in either interruption or reduction of axitinib were hepatotoxicity (21%), diarrhea (19%), and hypertension (18%).

The most common adverse reactions (≥20%) in patients receiving KEYTRUDA and axitinib were diarrhea, fatigue/asthenia, hypertension, hypothyroidism, decreased appetite, hepatotoxicity, palmar-plantar erythrodysesthesia, nausea, stomatitis/mucosal inflammation, dysphonia, rash, cough, and constipation.

Twenty-seven percent (27%) of patients treated with KEYTRUDA in combination with axitinib received an oral prednisone dose equivalent to ≥40 mg daily for an immune-mediated adverse reaction.

Tables 45 and 46 summarize the adverse reactions and laboratory abnormalities, respectively, that occurred in at least 20% of patients treated with KEYTRUDA and axitinib in KEYNOTE-426.

Table 45: Adverse Reactions Occurring in ≥20% of Patients Receiving KEYTRUDA with Axitinib in KEYNOTE-426

Adverse Reaction	KEYTRUDA 200 mg every 3 weeks and Axitinib n=429		Sunitinib n=425	
	All Grades* (%)	Grades 3-4 (%)	All Grades (%)	Grades 3-4 (%)
Gastrointestinal				
Diarrhea†	56	11	45	5
Nausea	28	0.9	32	0.9
Constipation	21	0	15	0.2
General				
Fatigue/Asthenia	52	5	51	10
Vascular				
Hypertension‡	48	24	48	20
Hepatobiliary				
Hepatotoxicity§	39	20	25	4.9
Endocrine				
Hypothyroidism	35	0.2	32	0.2
Metabolism and Nutrition				
Decreased appetite	30	2.8	29	0.7
Skin and Subcutaneous Tissue				
Palmar-plantar erythrodysesthesia syndrome	28	5	40	3.8
Stomatitis/Mucosal inflammation	27	1.6	41	4
Rash¶	25	1.4	21	0.7
Respiratory, Thoracic and Mediastinal				
Dysphonia	25	0.2	3.3	0
Cough	21	0.2	14	0.5

* Graded per NCI CTCAE v4.03

† Includes diarrhea, colitis, enterocolitis, gastroenteritis, enteritis, enterocolitis hemorrhagic

‡ Includes hypertension, blood pressure increased, hypertensive crisis, labile hypertension

§ Includes ALT increased, AST increased, autoimmune hepatitis, blood bilirubin increased, drug-induced liver injury, hepatic enzyme increased, hepatic function abnormal, hepatitis, hepatitis fulminant, hepatocellular injury, hepatotoxicity, hyperbilirubinemia, immune-mediated hepatitis, liver function test increased, liver injury, transaminases increased

¶ Includes rash, butterfly rash, dermatitis, dermatitis acneform, dermatitis atopic, dermatitis bullous, dermatitis contact, exfoliative rash, genital rash, rash erythematous, rash generalized, rash macular, rash maculopapular, rash papular, rash pruritic, seborrheic dermatitis, skin discoloration, skin exfoliation, perineal rash

Reference ID: 5425674

Table 46: Laboratory Abnormalities Worsened from Baseline Occurring in ≥20% of Patients Receiving KEYTRUDA with Axitinib in KEYNOTE-426

Laboratory Test*	KEYTRUDA 200 mg every 3 weeks and Axitinib		Sunitinib	
	All Grades† %	Grades 3-4 %	All Grades %	Grades 3-4 %
Chemistry				
Hyperglycemia	62	9	54	3.2
Increased ALT	60	20	44	5
Increased AST	57	13	56	5
Increased creatinine	43	4.3	40	2.4
Hyponatremia	35	8	29	8
Hyperkalemia	34	6	22	1.7
Hypoalbuminemia	32	0.5	34	1.7
Hypercalcemia	27	0.7	15	1.9
Hypophosphatemia	26	6	49	17
Increased alkaline phosphatase	26	1.7	30	2.7
Hypocalcemia‡	22	0.2	29	0.7
Blood bilirubin increased	22	2.1	21	1.9
Activated partial thromboplastin time prolonged§	22	1.2	14	0
Hematology				
Lymphopenia	33	11	46	8
Anemia	29	2.1	65	8
Thrombocytopenia	27	1.4	78	14

* Each test incidence is based on the number of patients who had both baseline and at least one on-study laboratory measurement available: KEYTRUDA/axitinib (range: 342 to 425 patients) and sunitinib (range: 345 to 422 patients).

† Graded per NCI CTCAE v4.03

‡ Corrected for albumin

§ Two patients with a Grade 3 elevated activated partial thromboplastin time prolonged (aPTT) were also reported as having an adverse reaction of hepatotoxicity.

In combination with lenvatinib in the first-line treatment of advanced RCC (KEYNOTE-581)

The safety of KEYTRUDA was evaluated in KEYNOTE-581 *[see Clinical Studies (14.15)].* Patients received KEYTRUDA 200 mg intravenously every 3 weeks in combination with lenvatinib 20 mg orally once daily (n=352), or lenvatinib 18 mg orally once daily in combination with everolimus 5 mg orally once daily (n=355), or sunitinib 50 mg orally once daily for 4 weeks then off treatment for 2 weeks (n=340). The median duration of exposure to the combination therapy of KEYTRUDA and lenvatinib was 17 months (range: 0.1 to 39).

Fatal adverse reactions occurred in 4.3% of patients treated with KEYTRUDA in combination with lenvatinib, including cardio-respiratory arrest (0.9%), sepsis (0.9%), and one case (0.3%) each of arrhythmia, autoimmune hepatitis, dyspnea, hypertensive crisis, increased blood creatinine, multiple organ dysfunction syndrome, myasthenic syndrome, myocarditis, nephritis, pneumonitis, ruptured aneurysm, and subarachnoid hemorrhage.

Serious adverse reactions occurred in 51% of patients receiving KEYTRUDA and lenvatinib. Serious adverse reactions in ≥2% of patients were hemorrhagic events (5%), diarrhea (4%), hypertension (3%), myocardial infarction (3%), pneumonitis (3%), vomiting (3%), acute kidney injury (2%), adrenal insufficiency (2%), dyspnea (2%), and pneumonia (2%).

Permanent discontinuation of either of KEYTRUDA, lenvatinib or both due to an adverse reaction occurred in 37% of patients receiving KEYTRUDA in combination with lenvatinib; 29% KEYTRUDA only, 26% lenvatinib only, and 13% both. The most common adverse reactions (≥2%) resulting in permanent discontinuation of KEYTRUDA, lenvatinib, or the combination were pneumonitis (3%), myocardial infarction (3%), hepatotoxicity (3%), acute kidney injury (3%), rash (3%), and diarrhea (2%).

Dose interruptions of KEYTRUDA, lenvatinib, or both due to an adverse reaction occurred in 78% of patients receiving KEYTRUDA in combination with lenvatinib. KEYTRUDA was interrupted in 55% of

Reference ID: 5425674

patients and both drugs were interrupted in 39% of patients. The most common adverse reactions (≥3%) resulting in interruption of KEYTRUDA were diarrhea (10%), hepatotoxicity (8%), fatigue (7%), lipase increased (5%), amylase increased (4%), musculoskeletal pain (3%), hypertension (3%), rash (3%), acute kidney injury (3%), and decreased appetite (3%).

Fifteen percent (15%) of patients treated with KEYTRUDA in combination with lenvatinib received an oral prednisone equivalent to ≥40 mg daily for an immune-mediated adverse reaction.

Tables 47 and 48 summarize the adverse reactions and laboratory abnormalities, respectively, that occurred in ≥20% of patients treated with KEYTRUDA and lenvatinib in KEYNOTE-581.

Table 47: Adverse Reactions Occurring in ≥20% of Patients Receiving KEYTRUDA with Lenvatinib in KEYNOTE-581

Adverse Reaction	KEYTRUDA 200 mg every 3 weeks with Lenvatinib N=352		Sunitinib 50 mg N=340	
	All Grades (%)	Grades 3-4 (%)	All Grades (%)	Grades 3-4 (%)
General				
Fatigue*	63	9	56	8
Gastrointestinal				
Diarrhea†	62	10	50	6
Stomatitis‡	43	2	43	2
Nausea	36	3	33	1
Abdominal pain§	27	2	18	1
Vomiting	26	3	20	1
Constipation	25	1	19	0
Musculoskeletal and Connective Tissue				
Musculoskeletal disorders¶	58	4	41	3
Endocrine				
Hypothyroidism#	57	1	32	0
Vascular				
Hypertensionᵇ	56	29	43	20
Hemorrhagic eventsß	27	5	26	4
Metabolism				
Decreased appetiteâ	41	4	31	1
Skin and Subcutaneous Tissue				
Rashê	37	5	17	1
Palmar-plantar erythrodysesthesia syndromeô	29	4	38	4
Investigations				
Weight loss	30	8	9	0.3
Respiratory, Thoracic and Mediastinal				
Dysphonia	30	0	4	0
Renal and Urinary				
Proteinuriaø	30	8	13	3
Acute kidney injuryÿ	21	5	16	2
Hepatobiliary				
Hepatotoxicity£	25	9	21	5
Nervous System				
Headache	23	1	16	1

* Includes asthenia, fatigue, lethargy, malaise

† Includes diarrhea, gastroenteritis

‡ Includes aphthous ulcer, gingival pain, glossitis, glossodynia, mouth ulceration, mucosal inflammation, oral discomfort, oral mucosal blistering, oral pain, oropharyngeal pain, pharyngeal inflammation, stomatitis

§ Includes abdominal discomfort, abdominal pain, abdominal rigidity, abdominal tenderness, epigastric discomfort, lower abdominal pain, upper abdominal pain

¶ Includes arthralgia, arthritis, back pain, bone pain, breast pain, musculoskeletal chest pain, musculoskeletal discomfort, musculoskeletal pain, musculoskeletal stiffness, myalgia, neck pain, non-cardiac chest pain, pain in extremity, pain in jaw

#	Includes hypothyroidism, increased blood thyroid stimulating hormone, secondary hypothyroidism
Þ	Includes essential hypertension, increased blood pressure, increased diastolic blood pressure, hypertension, hypertensive crisis, hypertensive retinopathy, labile blood pressure
ß	Includes all hemorrhage terms. Hemorrhage terms that occurred in 1 or more subjects in either treatment group include Anal hemorrhage, aneurysm ruptured, blood blister, blood loss anemia, blood urine present, catheter site hematoma, cerebral microhemorrhage, conjunctival hemorrhage, contusion, diarrhea hemorrhagic, disseminated intravascular coagulation, ecchymosis, epistaxis, eye hemorrhage, gastric hemorrhage, gastritis hemorrhagic, gingival bleeding, hemorrhage urinary tract, hemothorax, hematemesis, hematoma, hematochezia, hematuria, hemoptysis, hemorrhoidal hemorrhage, increased tendency to bruise, injection site hematoma, injection site hemorrhage, intra-abdominal hemorrhage, lower gastrointestinal hemorrhage, Mallory-Weiss syndrome, melaena, petechiae, rectal hemorrhage, renal hemorrhage, retroperitoneal hemorrhage, small intestinal hemorrhage, splinter hemorrhages, subcutaneous hematoma, subdural hematoma, subarachnoid hemorrhage, thrombotic thrombocytopenic purpura, tumor hemorrhage, traumatic hematoma, upper gastrointestinal hemorrhage
à	Includes decreased appetite, early satiety
è	Includes genital rash, infusion site rash, penile rash, perineal rash, rash, rash erythematous, rash macular, rash maculo-papular, rash papular, rash pruritic, rash pustular
ð	Includes palmar erythema, palmar-plantar erythrodysesthesia syndrome, plantar erythema
ø	Includes hemoglobinuria, nephrotic syndrome, proteinuria
ý	Includes acute kidney injury, azotemia, blood creatinine increased, creatinine renal clearance decreased, hypercreatininemia, renal failure, renal impairment, oliguria, glomerular filtration rate decreased, and nephropathy toxic
£	Includes alanine aminotransferase increased, aspartate aminotransferase increased, blood bilirubin increased, drug-induced liver injury, hepatic enzyme increased, hepatic failure, hepatic function abnormal, hepatocellular injury, hepatotoxicity, hyperbilirubinemia, hypertransaminasemia, immune-mediated hepatitis, liver function test increased, liver injury, transaminases increased, gamma-glutamyltransferase increased

Clinically relevant adverse reactions (<20%) that occurred in patients receiving KEYTRUDA with lenvatinib were myocardial infarction (3%) and angina pectoris (1%).

Table 48: Laboratory Abnormalities Worsened from Baseline Occurring in ≥20% (All Grades) of Patients Receiving KEYTRUDA with Lenvatinib in KEYNOTE-581

Laboratory Test*	KEYTRUDA 200 mg every 3 weeks with Lenvatinib		Sunitinib 50 mg	
	All Grades %†	Grade 3-4 %†	All Grades %†	Grade 3-4 %†
Chemistry				
Hypertriglyceridemia	80	15	71	15
Hypercholesterolemia	64	5	43	1
Increased lipase	61	34	59	28
Increased creatinine	61	5	61	2
Increased amylase	59	17	41	9
Increased AST	58	7	57	3
Hyperglycemia	55	7	48	3
Increased ALT	52	7	49	4
Hyperkalemia	44	9	28	6
Hypoglycemia	44	2	27	1
Hyponatremia	41	12	28	9
Decreased albumin	34	0.3	22	0
Increased alkaline phosphatase	32	4	32	1
Hypocalcemia	30	2	22	1
Hypophosphatemia	29	7	50	8
Hypomagnesemia	25	2	15	3
Increased creatine phosphokinase	24	6	36	5
Hypermagnesemia	23	2	22	3
Hypercalcemia	21	1	11	1
Hematology				
Lymphopenia	54	9	66	15
Thrombocytopenia	39	2	73	13
Anemia	38	3	66	8
Leukopenia	34	1	77	8
Neutropenia	31	4	72	16

* With at least one Grade increase from baseline

† Laboratory abnormality percentage is based on the number of patients who had both baseline and at least one post-baseline laboratory measurement for each parameter: KEYTRUDA with lenvatinib (range: 343 to 349 patients) and sunitinib (range: 329 to 335 patients).

Grade 3 and 4 increased ALT or AST was seen in 9% of patients. Grade ≥2 increased ALT or AST was reported in 64 (18%) patients, of whom 20 (31%) received ≥40 mg daily oral prednisone equivalent. Recurrence of Grade ≥2 increased ALT or AST was observed on rechallenge in 10 patients receiving both KEYTRUDA and lenvatinib (n=38) and was not observed on rechallenge with KEYTRUDA alone (n=3).

Adjuvant treatment of RCC

The safety of KEYTRUDA as a single agent was investigated in KEYNOTE-564, a randomized (1:1) double-blind placebo-controlled trial in which 984 patients who had undergone nephrectomy for RCC received 200 mg of KEYTRUDA by intravenous infusion every 3 weeks (n=488) or placebo (n=496) for up to one year *[see Clinical Studies (14.15)]*. The median duration of exposure to KEYTRUDA was 11.1 months (range: 1 day to 14.3 months). Patients with active autoimmune disease or a medical condition that required immunosuppression were ineligible.

Serious adverse reactions occurred in 20% of these patients receiving KEYTRUDA. Serious adverse reactions (≥1%) were acute kidney injury, adrenal insufficiency, pneumonia, colitis, and diabetic ketoacidosis (1% each). Fatal adverse reactions occurred in 0.2% of those treated with KEYTRUDA, including one case of pneumonia.

Discontinuation of KEYTRUDA due to an adverse reaction occurred in 21% of patients; the most common (≥1%) were increased ALT (1.6%), colitis (1%), and adrenal insufficiency (1%).

Dose interruptions of KEYTRUDA due to an adverse reaction occurred in 26% of patients; the most common (≥1%) were increased AST (2.3%), arthralgia (1.6%), hypothyroidism (1.6%), diarrhea (1.4%),

increased ALT (1.4%), fatigue (1.4%), rash, decreased appetite, and vomiting (1% each). Tables 49 and 50 summarize adverse reactions and laboratory abnormalities, respectively, in patients on KEYTRUDA in KEYNOTE-564.

Table 49: Selected* Adverse Reactions Occurring in ≥10% of Patients Receiving KEYTRUDA in KEYNOTE-564

Adverse Reaction	KEYTRUDA 200 mg every 3 weeks n=488		Placebo n=496	
	All Grades† (%)	Grades 3-4 (%)	All Grades (%)	Grades 3-4 (%)
Musculoskeletal and Connective Tissue				
Musculoskeletal pain‡	41	1.2	36	0.6
General				
Fatigue§	40	1.2	31	0.2
Skin and Subcutaneous Tissue				
Rash¶	30	1.4	15	0.4
Pruritus	23	0.2	13	0
Gastrointestinal				
Diarrhea#	27	2.7	23	0.2
Nausea	16	0.4	10	0
Abdominal pain þ	11	0.4	13	0.2
Endocrine				
Hypothyroidism	21	0.2	3.6	0
Hyperthyroidism	12	0.2	0.2	0
Respiratory, Thoracic and Mediastinal				
Cough ß	17	0	12	0
Nervous System				
Headache à	15	0.2	13	0
Hepatobiliary				
Hepatotoxicity è	14	3.7	7	0.6
Renal and Urinary				
Acute kidney injury ð	13	1.2	10	0.2

* Adverse reactions occurring at same or higher incidence than in placebo arm
† Graded per NCI CTCAE v4.0
‡ Includes arthralgia, back pain, myalgia, arthritis, pain in extremity, neck pain, musculoskeletal pain, musculoskeletal stiffness, spinal pain, musculoskeletal chest pain, bone pain, musculoskeletal discomfort
§ Includes asthenia, fatigue
¶ Includes rash, rash maculo-papular, rash papular, skin exfoliation, lichen planus, rash erythematous, eczema, rash macular, dermatitis acneiform, dermatitis, rash pruritic, Stevens-Johnson Syndrome, eczema asteatotic, palmar-plantar erythrodysesthesia syndrome
\# Includes diarrhea, colitis, enterocolitis, frequent bowel movements, enteritis
þ Includes abdominal pain, abdominal pain lower, abdominal pain upper, abdominal discomfort, gastrointestinal pain
ß Includes upper-airway cough syndrome, productive cough, cough
à Includes tension headache, headache, sinus headache, migraine with aura
è Includes alanine aminotransferase increased, aspartate aminotransferase increased, blood bilirubin increased, drug-induced liver injury, hepatic enzyme increased, hepatic function abnormal, hepatocellular injury, hepatotoxicity, hyperbilirubinemia, immune-mediated hepatitis, liver function test increased, transaminases increased, gamma-glutamyltransferase increased, bilirubin conjugated increased
ð Includes acute kidney injury, blood creatinine increased, renal failure, renal impairment, oliguria, glomerular filtration rate decreased, nephropathy toxic

Table 50: Selected* Laboratory Abnormalities Worsened from Baseline Occurring in ≥20% of Patients Receiving KEYTRUDA in KEYNOTE-564

Laboratory Test†	KEYTRUDA 200 mg every 3 weeks		Placebo	
	All Grades‡ %	Grades 3-4 %	All Grades %	Grades 3-4 %
Chemistry				
Increased glucose	48	8	45	4.5
Increased creatinine	40	1.1	28	0.2
Increased INR	27	0.9	20	0.8
Hyponatremia	21	3.3	13	1.9
Increased ALT	20	3.8	11	0.2
Hematology				
Anemia	28	0.5	20	0.4

* Laboratory abnormalities occurring at same or higher incidence than placebo

† Each test incidence is based on the number of patients who had both baseline and at least one on-study laboratory measurement available: KEYTRUDA (range: 440 to 449 patients) and placebo (range: 461 to 469 patients); increased INR: KEYTRUDA n=228 and placebo n=254.

‡ Graded per NCI CTCAE v4.03

Endometrial Carcinoma

Primary Advanced or Recurrent Endometrial Carcinoma

The safety of KEYTRUDA in combination with chemotherapy (paclitaxel and carboplatin) was investigated in KEYNOTE-868, a randomized (1:1), multicenter, double-blind, placebo-controlled trial that enrolled patients with advanced or recurrent endometrial carcinoma *[see Clinical Studies (14.16)]*. A total of 759 patients received KEYTRUDA 200 mg every 3 weeks and chemotherapy for 6 cycles followed by KEYTRUDA 400 mg every 6 weeks for up to 14 cycles (n=382) or placebo and chemotherapy for 6 cycles followed by placebo for up to 14 cycles (n=377). The median duration of exposure to KEYTRUDA was 5.6 months (range: 1 day to 24.0 months).

Serious adverse reactions occurred in 35% of patients receiving KEYTRUDA in combination with chemotherapy, compared to 19% of patients receiving placebo in combination with chemotherapy.

Fatal adverse reactions occurred in 1.6% of patients receiving KEYTRUDA in combination with chemotherapy, including COVID-19 (0.5%), and cardiac arrest (0.3%).

KEYTRUDA was discontinued for an adverse reaction in 14% of patients. Chemotherapy dose reduction was required in 29% of patients receiving KEYTRUDA in combination with chemotherapy, compared to 23% of patients receiving placebo in combination with chemotherapy. There were no clinically meaningful differences in chemotherapy discontinuations or interruptions between arms.

Adverse reactions occurring in patients treated with KEYTRUDA and chemotherapy were generally similar to those observed with KEYTRUDA alone or chemotherapy alone with the exception of rash (33% all Grades; 2.9% Grades 3-4).

In Combination with Lenvatinib for the Treatment of Advanced Endometrial Carcinoma That Is pMMR or Not MSI-H.

The safety of KEYTRUDA in combination with lenvatinib was investigated in KEYNOTE-775, a multicenter, open-label, randomized (1:1), active-controlled trial in patients with advanced endometrial carcinoma previously treated with at least one prior platinum-based chemotherapy regimen in any setting, including in the neoadjuvant and adjuvant settings *[see Clinical Studies (14.16)]*. Patients with endometrial carcinoma that is pMMR or not MSI-H received KEYTRUDA 200 mg every 3 weeks in combination with lenvatinib 20mg orally once daily (n=342) or received doxorubicin or paclitaxel (n=325).

For patients with pMMR or not MSI-H tumor status, the median duration of study treatment was 7.2 months (range 1 day to 26.8 months) and the median duration of exposure to KEYTRUDA was 6.8 months (range: 1 day to 25.8 months).

Fatal adverse reactions among these patients occurred in 4.7% of those treated with KEYTRUDA and lenvatinib, including 2 cases of pneumonia, and 1 case of the following: acute kidney injury, acute myocardial infarction, colitis, decreased appetite, intestinal perforation, lower gastrointestinal hemorrhage, malignant gastrointestinal obstruction, multiple organ dysfunction syndrome, myelodysplastic syndrome, pulmonary embolism, and right ventricular dysfunction.

Serious adverse reactions occurred in 50% of these patients receiving KEYTRUDA and lenvatinib. Serious adverse reactions (≥3%) were hypertension (4.4%) and urinary tract infections (3.2%).

Discontinuation of KEYTRUDA due to an adverse reaction occurred in 15% of these patients. The most common adverse reaction leading to discontinuation of KEYTRUDA (≥1%) was increased ALT (1.2%).

Dose interruptions of KEYTRUDA due to an adverse reaction occurred in 48% of these patients. The most common adverse reactions leading to interruption of KEYTRUDA (≥3%) were diarrhea (8%), increased ALT (4.4%), increased AST (3.8%), and hypertension (3.5%).

Tables 51 and 52 summarize adverse reactions and laboratory abnormalities, respectively, in patients on KEYTRUDA in combination with lenvatinib in KEYNOTE-775.

Table 51: Adverse Reactions Occurring in ≥20% of Patients with Endometrial Carcinoma in KEYNOTE-775

Adverse Reaction	Endometrial Carcinoma (pMMR or not MSI-H)			
	KEYTRUDA 200 mg every 3 weeks and Lenvatinib n=342		Doxorubicin or Paclitaxel n=325	
	All Grades* (%)	Grades 3-4 (%)	All Grades* (%)	Grades 3-4 (%)
Endocrine				
Hypothyroidism[†]	67	0.9	0.9	0
Vascular				
Hypertension[‡]	67	39	6	2.5
Hemorrhagic events[§]	25	2.6	15	0.9
General				
Fatigue[¶]	58	11	54	6
Gastrointestinal				
Diarrhea[#]	55	8	20	2.8
Nausea	49	2.9	47	1.5
Vomiting	37	2.3	21	2.2
Stomatitis[Þ]	35	2.6	26	1.2
Abdominal pain[ß]	34	2.6	21	1.2
Constipation	27	0	25	0.6
Musculoskeletal and Connective Tissue				
Musculoskeletal disorders[à]	53	5	27	0.6
Metabolism				
Decreased appetite[è]	44	7	21	0
Investigations				
Weight loss	34	10	6	0.3
Renal and Urinary				
Proteinuria[ò]	29	6	3.4	0.3
Infections				
Urinary tract infection[ø]	31	5	13	1.2
Nervous System				
Headache	26	0.6	9	0.3
Respiratory, Thoracic and Mediastinal				
Dysphonia	22	0	0.6	0
Skin and Subcutaneous Tissue				
Palmar-plantar erythrodysesthesia[ÿ]	23	2.9	0.9	0
Rash[£]	20	2.3	4.9	0

* Graded per NCI CTCAE v4.03

† Includes hypothyroidism, blood thyroid stimulating hormone increased, thyroiditis, secondary hypothyroidism

‡ Includes hypertension, blood pressure increased, secondary hypertension, blood pressure abnormal, hypertensive encephalopathy, blood pressure fluctuation

§ Includes epistaxis, vaginal hemorrhage, hematuria, gingival bleeding, metrorrhagia, rectal hemorrhage, contusion, hematochezia, cerebral hemorrhage, conjunctival hemorrhage, gastrointestinal hemorrhage, hemoptysis, hemorrhage urinary tract, lower gastrointestinal hemorrhage, mouth hemorrhage, petechiae, uterine hemorrhage, anal hemorrhage, blood blister, eye hemorrhage, hematoma, hemorrhage intracranial, hemorrhagic stroke, melena, stoma site hemorrhage, upper gastrointestinal hemorrhage, wound hemorrhage, blood urine present, ecchymosis, hematemesis, hemorrhage subcutaneous, hepatic hematoma, injection site bruising, intestinal hemorrhage, laryngeal hemorrhage, pulmonary hemorrhage, subdural hematoma, umbilical hemorrhage, vessel puncture site bruise

¶ Includes fatigue, asthenia, malaise, lethargy

Includes diarrhea, gastroenteritis

Þ Includes stomatitis, mucosal inflammation, oropharyngeal pain, aphthous ulcer, mouth ulceration, cheilitis, oral mucosal erythema, tongue ulceration

ß Includes abdominal pain, abdominal pain upper, abdominal pain lower, abdominal discomfort, gastrointestinal pain, abdominal tenderness, epigastric discomfort

à Includes arthralgia, myalgia, back pain, pain in extremity, bone pain, neck pain, musculoskeletal pain, arthritis, musculoskeletal chest pain, musculoskeletal stiffness, non-cardiac chest pain, pain in jaw

è Includes decreased appetite, early satiety

ð Includes proteinuria, protein urine present, hemoglobinuria

ø Includes urinary tract infection, cystitis, pyelonephritis

ý Includes palmar-plantar erythrodysesthesia syndrome, palmar erythema, plantar erythema

£ Includes rash, rash maculo-papular, rash pruritic, rash erythematous, rash macular, rash pustular, rash papular, rash vesicular, application site rash

Table 52: Laboratory Abnormalities Worsened from Baseline* Occurring in ≥20% (All Grades) or ≥3% (Grades 3-4) of Patients with Endometrial Carcinoma in KEYNOTE-775

	Endometrial Carcinoma (pMMR or not MSI-H)			
Laboratory Test†	**KEYTRUDA 200 mg every 3 weeks and Lenvatinib**		**Doxorubicin or Paclitaxel**	
	All Grades‡ %	**Grades 3-4 %**	**All Grades‡ %**	**Grades 3-4 %**

Chemistry				
Hypertriglyceridemia	70	6	45	1.7
Hypoalbuminemia	60	2.7	42	1.6
Increased aspartate aminotransferase	58	9	23	1.6
Hyperglycemia	58	8	45	4.4
Hypomagnesemia	53	6	32	3.8
Increased alanine aminotransferase	55	9	21	1.2
Hypercholesteremia	53	3.2	23	0.7
Hyponatremia	46	15	28	7
Increased alkaline phosphatase	43	4.7	18	0.9
Hypocalcemia	40	4.7	21	1.9
Increased lipase	36	14	13	3.9
Increased creatinine	35	4.7	18	1.9
Hypokalemia	34	10	24	5
Hypophosphatemia	26	8	17	3.2
Increased amylase	25	7	8	1
Hyperkalemia	23	2.4	12	1.2
Increased creatine kinase	19	3.7	7	0
Increased bilirubin	18	3.6	6	1.6
Hematology				
Lymphopenia	50	16	65	20
Thrombocytopenia	50	8	30	4.7
Anemia	49	8	84	14
Leukopenia	43	3.5	83	43
Neutropenia	31	6	76	58

* With at least one grade increase from baseline
† Laboratory abnormality percentage is based on the number of patients who had both baseline and at least one post-baseline laboratory measurement for each parameter: KEYTRUDA and lenvatinib (range: 263 to 340 patients) and doxorubicin or paclitaxel (range: 240 to 322 patients).
‡ Graded per NCI CTCAE v4.03

As a Single Agent for the Treatment of Advanced MSI-H or dMMR Endometrial Carcinoma

Among the 90 patients with MSI-H or dMMR endometrial carcinoma enrolled in KEYNOTE-158 *[see Clinical Studies (14.16)]* treated with KEYTRUDA as a single agent, the median duration of exposure to KEYTRUDA was 8.3 months (range: 1 day to 26.9 months). Adverse reactions occurring in patients with endometrial carcinoma were similar to those occurring in 2799 patients with melanoma or NSCLC treated with KEYTRUDA as a single agent.

TMB-H Cancer

The safety of KEYTRUDA was investigated in 105 patients with TMB-H cancer enrolled in KEYNOTE-158 *[see Clinical Studies (14.17)].* The median duration of exposure to KEYTRUDA was 4.9 months (range: 0.03 to 35.2 months). Adverse reactions occurring in patients with TMB-H cancer were similar to those occurring in patients with other solid tumors who received KEYTRUDA as a single agent.

cSCC

Among the 159 patients with advanced cSCC (recurrent or metastatic or locally advanced disease) enrolled in KEYNOTE-629 *[see Clinical Studies (14.18)]*, the median duration of exposure to KEYTRUDA was 6.9 months (range 1 day to 28.9 months). Patients with autoimmune disease or a medical condition that required systemic corticosteroids or other immunosuppressive medications were ineligible. Adverse reactions occurring in patients with recurrent or metastatic cSCC or locally advanced cSCC were similar to those occurring in 2799 patients with melanoma or NSCLC treated with KEYTRUDA as a single agent. Laboratory abnormalities (Grades 3-4) that occurred at a higher incidence included lymphopenia (10%) and decreased sodium (10%).

TNBC

Neoadjuvant and Adjuvant Treatment of High-Risk Early-Stage TNBC

The safety of KEYTRUDA in combination with neoadjuvant chemotherapy (carboplatin and paclitaxel followed by doxorubicin or epirubicin and cyclophosphamide) followed by surgery and continued adjuvant treatment with KEYTRUDA as a single agent was investigated in KEYNOTE-522, a randomized (2:1), multicenter, double-blind, placebo-controlled trial in patients with newly diagnosed, previously untreated, high-risk early-stage TNBC.

A total of 778 patients on the KEYTRUDA arm received at least 1 dose of KEYTRUDA in combination with neoadjuvant chemotherapy followed by KEYTRUDA as adjuvant treatment after surgery, compared to 389 patients who received at least 1 dose of placebo in combination with neoadjuvant chemotherapy followed by placebo as adjuvant treatment after surgery *[see Clinical Studies (14.19)].*

The median duration of exposure to KEYTRUDA 200 mg every 3 weeks was 13.3 months (range: 1 day to 21.9 months).

Fatal adverse reactions occurred in 0.9% of patients receiving KEYTRUDA, including 1 each of adrenal crisis, autoimmune encephalitis, hepatitis, pneumonia, pneumonitis, pulmonary embolism, and sepsis in association with multiple organ dysfunction syndrome and myocardial infarction.

Serious adverse reactions occurred in 44% of patients receiving KEYTRUDA. Serious adverse reactions in ≥2% of patients who received KEYTRUDA included febrile neutropenia (15%), pyrexia (3.7%), anemia (2.6%), and neutropenia (2.2%).

KEYTRUDA was discontinued for adverse reactions in 20% of patients. The most common adverse reactions (≥1%) resulting in permanent discontinuation of KEYTRUDA were increased ALT (2.7%), increased AST (1.5%), and rash (1%). Adverse reactions leading to the interruption of KEYTRUDA occurred in 57% of patients. The most common adverse reactions leading to interruption of KEYTRUDA (≥2%) were neutropenia (26%), thrombocytopenia (6%), increased ALT (6%), increased AST (3.7%), anemia (3.5%), rash (3.2%), febrile neutropenia (2.8%), leukopenia (2.8%), upper respiratory tract infection (2.6%), pyrexia (2.2%), and fatigue (2.1%).

Reference ID: 5425674

Tables 53 and 54 summarize the adverse reactions and laboratory abnormalities, respectively, in patients treated with KEYTRUDA in KEYNOTE-522.

Table 53: Adverse Reactions Occurring in ≥20% of Patients Receiving KEYTRUDA in KEYNOTE-522

Adverse Reaction	KEYTRUDA 200 mg every 3 weeks with chemotherapy*/KEYTRUDA n=778		Placebo with chemotherapy*/Placebo n=389	
	All Grades† (%)	Grades 3-4 (%)	All Grades† (%)	Grades 3-4 (%)
General				
Fatigue‡	70	8	66	3.9
Pyrexia	28	1.3	19	0.3
Gastrointestinal				
Nausea	67	3.7	66	1.8
Constipation	42	0	39	0.3
Diarrhea	41	3.2	34	1.8
Stomatitis§	34	2.7	29	1
Vomiting	31	2.7	28	1.5
Abdominal pain¶	24	0.5	23	0.8
Skin and Subcutaneous Tissue				
Alopecia	61	0	58	0
Rash#	52	5	41	0.5
Nervous System				
Peripheral neuropathyÞ	41	3.3	42	2.3
Headache	30	0.5	29	1
Musculoskeletal and Connective Tissue				
Arthralgia	29	0.5	31	0.3
Myalgia	20	0.5	19	0
Respiratory, Thoracic and Mediastinal				
Coughß	26	0.1	24	0
Metabolism and Nutrition				
Decreased appetite	23	0.9	17	0.3
Psychiatric				
Insomnia	21	0.5	19	0

* Chemotherapy: carboplatin and paclitaxel followed by doxorubicin or epirubicin and cyclophosphamide
† Graded per NCI CTCAE v4.0
‡ Includes asthenia, fatigue
§ Includes aphthous ulcer, cheilitis, lip pain, lip ulceration, mouth ulceration, mucosal inflammation, oral mucosal eruption, oral pain, stomatitis, tongue blistering, tongue ulceration
¶ Includes abdominal discomfort, abdominal pain, abdominal pain lower, abdominal pain upper, abdominal tenderness
\# Includes dermatitis, dermatitis acneiform, dermatitis allergic, dermatitis bullous, dermatitis exfoliative generalized, drug eruption, eczema, incision site rash, injection site rash, rash, rash erythematous, rash follicular, rash macular, rash maculo-papular, rash morbilliform, rash papular, rash pruritic, rash pustular, rash rubelliform, skin exfoliation, skin toxicity, toxic skin eruption, urticaria, vasculitic rash, viral rash
Þ Includes neuropathy peripheral, peripheral motor neuropathy, peripheral sensorimotor neuropathy, peripheral sensory neuropathy
ß Includes cough, productive cough, upper-airway cough syndrome

Table 54: Laboratory Abnormalities Worsened from Baseline Occurring in ≥20% of Patients Receiving KEYTRUDA in KEYNOTE-522

Laboratory Test*	KEYTRUDA 200 mg every 3 weeks with chemotherapy†/KEYTRUDA		Placebo with chemotherapy†/Placebo	
	All Grades‡ %	Grades 3-4 %	All Grades‡ %	Grades 3-4 %
Hematology				
Anemia	97	22	96	19
Leukopenia	93	41	91	32
Neutropenia	88	62	89	62
Lymphopenia	80	28	74	22
Thrombocytopenia	58	11	57	9
Chemistry				
Increased ALT	71	9	69	4.6
Increased AST	66	6	58	1.8
Hyperglycemia	65	5	62	2.8
Increased alkaline phosphatase	41	1	37	0.8
Hyponatremia	38	9	28	6
Hypoalbuminemia	36	1.2	30	1.5
Hypocalcemia	32	3.2	29	4.4
Hypokalemia	32	6	24	2.8
Hypophosphatemia	23	6	18	4.5
Hypercalcemia	21	3	24	3.4

* Each test incidence is based on the number of patients who had both baseline and at least one on-study laboratory measurement available: KEYTRUDA in combination with chemotherapy followed by KEYTRUDA as a single agent (range: 759 to 777 patients) and placebo in combination with chemotherapy followed by placebo (range: 378 to 389 patients).

† Chemotherapy: carboplatin and paclitaxel followed by doxorubicin or epirubicin and cyclophosphamide

‡ Graded per NCI CTCAE v4.0

Locally Recurrent Unresectable or Metastatic TNBC

The safety of KEYTRUDA in combination with paclitaxel, paclitaxel protein-bound, or gemcitabine and carboplatin was investigated in KEYNOTE-355, a multicenter, double-blind, randomized (2:1), placebo-controlled trial in patients with locally recurrent unresectable or metastatic TNBC who had not been previously treated with chemotherapy in the metastatic setting *[see Clinical Studies (14.19)]*. A total of 596 patients (including 34 patients from a safety run-in) received KEYTRUDA 200 mg every 3 weeks in combination with paclitaxel, paclitaxel protein-bound, or gemcitabine and carboplatin.

The median duration of exposure to KEYTRUDA was 5.7 months (range: 1 day to 33.0 months).

Fatal adverse reactions occurred in 2.5% of patients receiving KEYTRUDA in combination with chemotherapy, including cardio-respiratory arrest (0.7%) and septic shock (0.3%).

Serious adverse reactions occurred in 30% of patients receiving KEYTRUDA in combination with paclitaxel, paclitaxel protein-bound, or gemcitabine and carboplatin. Serious adverse reactions in ≥2% of patients were pneumonia (2.9%), anemia (2.2%), and thrombocytopenia (2%).

KEYTRUDA was discontinued for adverse reactions in 11% of patients. The most common adverse reactions resulting in permanent discontinuation of KEYTRUDA (≥1%) were increased ALT (2.2%), increased AST (1.5%), and pneumonitis (1.2%). Adverse reactions leading to the interruption of KEYTRUDA occurred in 50% of patients. The most common adverse reactions leading to interruption of KEYTRUDA (≥2%) were neutropenia (22%), thrombocytopenia (14%), anemia (7%), increased ALT (6%), leukopenia (5%), increased AST (5%), decreased white blood cell count (3.9%), and diarrhea (2%).

Tables 55 and 56 summarize the adverse reactions and laboratory abnormalities in patients on KEYTRUDA in KEYNOTE-355.

Reference ID: 5425674

Table 55: Adverse Reactions Occurring in ≥20% of Patients Receiving KEYTRUDA with Chemotherapy in KEYNOTE-355

Adverse Reaction	KEYTRUDA 200 mg every 3 weeks with chemotherapy n=596		Placebo every 3 weeks with chemotherapy n=281	
	All Grades* (%)	Grades 3-4 (%)	All Grades* (%)	Grades 3-4 (%)
General				
Fatigue†	48	5	49	4.3
Gastrointestinal				
Nausea	44	1.7	47	1.8
Diarrhea	28	1.8	23	1.8
Constipation	28	0.5	27	0.4
Vomiting	26	2.7	22	3.2
Skin and Subcutaneous Tissue				
Alopecia	34	0.8	35	1.1
Rash‡	26	2	16	0
Respiratory, Thoracic and Mediastinal				
Cough§	23	0	20	0.4
Metabolism and Nutrition				
Decreased appetite	21	0.8	14	0.4
Nervous System				
Headache¶	20	0.7	23	0.7

* Graded per NCI CTCAE v4.03
† Includes fatigue and asthenia
‡ Includes rash, rash maculo-papular, rash pruritic, rash pustular, rash macular, rash papular, butterfly rash, rash erythematous, eyelid rash
§ Includes cough, productive cough, upper-airway cough syndrome
¶ Includes headache, migraine, tension headache

Table 56: Laboratory Abnormalities Worsened from Baseline Occurring in ≥20% of Patients Receiving KEYTRUDA with Chemotherapy in KEYNOTE-355

Laboratory Test*	KEYTRUDA 200 mg every 3 weeks with chemotherapy		Placebo every 3 weeks with chemotherapy	
	All Grades† %	Grades 3-4 %	All Grades† %	Grades 3-4 %
Hematology				
Anemia	90	20	85	19
Leukopenia	85	39	86	39
Neutropenia	76	49	77	52
Lymphopenia	70	26	70	19
Thrombocytopenia	54	19	53	21
Chemistry				
Increased ALT	60	11	58	8
Increased AST	57	9	55	6
Hyperglycemia	52	4.4	51	2.2
Hypoalbuminemia	37	2.2	32	2.2
Increased alkaline phosphatase	35	3.9	39	2.2
Hypocalcemia	29	3.3	27	1.8
Hyponatremia	28	5	26	6
Hypophosphatemia	21	7	18	4.8
Hypokalemia	20	4.4	18	4.0

* Each test incidence is based on the number of patients who had both baseline and at least one on-study laboratory measurement available: KEYTRUDA + chemotherapy (range: 566 to 592 patients) and placebo + chemotherapy (range: 269 to 280 patients).
† Graded per NCI CTCAE v4.03

6.2 Postmarketing Experience

The following adverse reactions have been identified during postapproval use of KEYTRUDA. Because these reactions are reported voluntarily from a population of uncertain size, it is not always possible to reliably estimate their frequency or establish a causal relationship to drug exposure.

Gastrointestinal: Exocrine pancreatic insufficiency

Hepatobiliary: sclerosing cholangitis

8 USE IN SPECIFIC POPULATIONS

8.1 Pregnancy

Risk Summary

Based on its mechanism of action, KEYTRUDA can cause fetal harm when administered to a pregnant woman. There are no available human data informing the risk of embryo-fetal toxicity. In animal models, the PD-1/PD-L1 signaling pathway is important in the maintenance of pregnancy through induction of maternal immune tolerance to fetal tissue *(see Data)*. Human IgG4 (immunoglobulins) are known to cross the placenta; therefore, pembrolizumab has the potential to be transmitted from the mother to the developing fetus. Advise pregnant women of the potential risk to a fetus.

In the U.S. general population, the estimated background risk of major birth defects and miscarriage in clinically recognized pregnancies is 2-4% and 15-20%, respectively.

Data

Animal Data

Animal reproduction studies have not been conducted with KEYTRUDA to evaluate its effect on reproduction and fetal development. A literature-based assessment of the effects of the PD-1 pathway on reproduction demonstrated that a central function of the PD-1/PD-L1 pathway is to preserve pregnancy by maintaining maternal immune tolerance to the fetus. Blockade of PD-L1 signaling has been shown in murine models of pregnancy to disrupt tolerance to the fetus and to result in an increase in fetal loss; therefore, potential risks of administering KEYTRUDA during pregnancy include increased rates of abortion or stillbirth. As reported in the literature, there were no malformations related to the blockade of PD-1 signaling in the offspring of these animals; however, immune-mediated disorders occurred in PD-1 knockout mice. Based on its mechanism of action, fetal exposure to pembrolizumab may increase the risk of developing immune-mediated disorders or of altering the normal immune response.

8.2 Lactation

Risk Summary

There are no data on the presence of pembrolizumab in either animal or human milk or its effects on the breastfed child or on milk production. Maternal IgG is known to be present in human milk. The effects of local gastrointestinal exposure and limited systemic exposure in the breastfed child to KEYTRUDA are unknown. Because of the potential for serious adverse reactions in breastfed children, advise women not to breastfeed during treatment with KEYTRUDA and for 4 months after the last dose.

8.3 Females and Males of Reproductive Potential

Pregnancy Testing

Verify pregnancy status in females of reproductive potential prior to initiating KEYTRUDA *[see Use in Specific Populations (8.1)].*

Contraception

KEYTRUDA can cause fetal harm when administered to a pregnant woman *[see Warnings and Precautions (5.5), Use in Specific Populations (8.1)].* Advise females of reproductive potential to use effective contraception during treatment with KEYTRUDA and for 4 months after the last dose.

8.4 Pediatric Use

The safety and effectiveness of KEYTRUDA as a single agent have been established in pediatric patients with melanoma, cHL, PMBCL, MCC, MSI-H or dMMR cancer, and TMB-H cancer. Use of KEYTRUDA in pediatric patients for these indications is supported by evidence from adequate and well-controlled studies in adults with additional pharmacokinetic and safety data in pediatric patients *[see Adverse Reactions (6.1), Clinical Pharmacology (12.3), Clinical Studies (14.1, 14.4, 14.5, 14.7, 14.14, 14.17)]*.

Reference ID: 5425674

In KEYNOTE-051, 173 pediatric patients (65 pediatric patients aged 6 months to younger than 12 years and 108 pediatric patients aged 12 to 17 years) with advanced melanoma, lymphoma, or PD-L1 positive solid tumors received KEYTRUDA 2 mg/kg every 3 weeks. The median duration of exposure was 2.1 months (range: 1 day to 25 months). Adverse reactions that occurred at a ≥10% higher rate in pediatric patients when compared to adults included pyrexia (33%), vomiting (29%), headache (25%), abdominal pain (23%), decreased lymphocyte count (13%), and decreased white blood cell count (11%). Laboratory abnormalities that occurred at a ≥10% higher rate in pediatric patients when compared to adults were leukopenia (31%), neutropenia (28%), thrombocytopenia (22%), and Grade 3 anemia (17%).

The safety and effectiveness of KEYTRUDA in pediatric patients have not been established in the other approved indications *[see Indications and Usage (1)]*.

8.5 Geriatric Use

Of 3781 patients with melanoma, NSCLC, HNSCC, or urothelial carcinoma who were treated with KEYTRUDA in clinical studies, 48% were 65 years and over and 17% were 75 years and over. No overall differences in safety or effectiveness were observed between elderly patients and younger patients.

Of 389 adult patients with cHL who were treated with KEYTRUDA in clinical studies, 46 (12%) were 65 years and over. Patients aged 65 years and over had a higher incidence of serious adverse reactions (50%) than patients aged younger than 65 years (24%). Clinical studies of KEYTRUDA in cHL did not include sufficient numbers of patients aged 65 years and over to determine whether effectiveness differs from that in younger patients.

Of 506 adult patients with Stage IB (T2a ≥4 cm), II, or IIIA NSCLC following complete resection and platinum-based chemotherapy who were treated with KEYTRUDA in KEYNOTE-091, 242 (48%) were 65 years and over. No overall differences in safety or effectiveness were observed between elderly patients and younger patients.

Of 596 adult patients with TNBC who were treated with KEYTRUDA in combination with paclitaxel, paclitaxel protein-bound, or gemcitabine and carboplatin in KEYNOTE-355, 137 (23%) were 65 years and over. No overall differences in safety or effectiveness were observed between elderly patients and younger patients.

Of 406 adult patients with endometrial carcinoma who were treated with KEYTRUDA in combination with lenvatinib in KEYNOTE-775, 201 (50%) were 65 years and over. No overall differences in safety or effectiveness were observed between elderly patients and younger patients.

Of the 564 patients with locally advanced or metastatic urothelial cancer treated with KEYTRUDA in combination with enfortumab vedotin, 44% (n=247) were 65-74 years and 26% (n=144) were 75 years or older. No overall differences in safety or effectiveness were observed between patients 65 years of age or older and younger patients. Patients 75 years of age or older treated with KEYTRUDA in combination with enfortumab vedotin experienced a higher incidence of fatal adverse reactions than younger patients. The incidence of fatal adverse reactions was 4% in patients younger than 75 and 7% in patients 75 years or older.

Of the 432 patients randomized to KEYTRUDA in combination with axitinib in the KEYNOTE-426 trial, 40% were 65 years or older. No overall difference in safety or efficacy was reported between patients who were ≥65 years of age and younger.

Of 292 adult patients with FIGO 2014 Stage III-IVA cervical cancer who were treated with KEYTRUDA in combination with CRT in KEYNOTE-A18, 42 (14%) were 65 years and over. No overall differences in safety or efficacy were observed between elderly and younger patients.

11 DESCRIPTION

Pembrolizumab is a programmed death receptor-1 (PD 1)-blocking antibody. Pembrolizumab is a humanized monoclonal IgG4 kappa antibody with an approximate molecular weight of 149 kDa. Pembrolizumab is produced in recombinant Chinese hamster ovary (CHO) cells.

KEYTRUDA (pembrolizumab) injection is a sterile, preservative-free, clear to slightly opalescent, colorless to slightly yellow solution for intravenous use. Each vial contains 100 mg of pembrolizumab in 4 mL of

Reference ID: 5425674

solution. Each 1 mL of solution contains 25 mg of pembrolizumab and is formulated in: L-histidine (1.55 mg), polysorbate 80 (0.2 mg), sucrose (70 mg), and Water for Injection, USP.

12 CLINICAL PHARMACOLOGY

12.1 Mechanism of Action

Binding of the PD-1 ligands, PD-L1 and PD-L2, to the PD-1 receptor found on T cells, inhibits T cell proliferation and cytokine production. Upregulation of PD-1 ligands occurs in some tumors and signaling through this pathway can contribute to inhibition of active T-cell immune surveillance of tumors. Pembrolizumab is a monoclonal antibody that binds to the PD-1 receptor and blocks its interaction with PD-L1 and PD-L2, releasing PD-1 pathway-mediated inhibition of the immune response, including the anti-tumor immune response. In syngeneic mouse tumor models, blocking PD-1 activity resulted in decreased tumor growth.

In syngeneic mouse tumor models, combination treatment of a PD-1 blocking antibody and kinase inhibitor lenvatinib decreased tumor-associated macrophages, increased activated cytotoxic T cells, and reduced tumor growth compared to either treatment alone.

12.2 Pharmacodynamics

There are no clinically significant exposure-response relationships for efficacy or safety at pembrolizumab dosages of 200 mg or 2 mg/kg every 3 weeks regardless of cancer type. There are no clinically significant exposure-response relationships for efficacy or safety at pembrolizumab dosages of 200 mg or 2 mg/kg every 3 weeks and 400 mg every 6 weeks in patients with solid tumors based on observed data in adult patients with melanoma. The exposure-response relationships for efficacy or safety at pembrolizumab dosages of 400 mg every 6 weeks in patients with classical Hodgkin lymphoma or mediastinal large B-cell lymphoma have not been fully characterized.

12.3 Pharmacokinetics

The pharmacokinetics (PK) of pembrolizumab was characterized using a population PK analysis with concentration data collected from 2993 patients with various cancers who received pembrolizumab doses of 1 to 10 mg/kg every 2 weeks, 2 to 10 mg/kg every 3 weeks, or 200 mg every 3 weeks.

Steady-state concentrations of pembrolizumab were reached by 16 weeks of repeated dosing with an every 3-week regimen and the systemic accumulation was 2.1-fold. The peak concentration (C_{max}), trough concentration (C_{min}), and area under the plasma concentration versus time curve at steady state (AUC_{ss}) of pembrolizumab increased dose proportionally in the dose range of 2 to 10 mg/kg every 3 weeks.

Distribution

The geometric mean value (CV%) for volume of distribution at steady state is 6.0 L (20%).

Elimination

Pembrolizumab clearance (CV%) is approximately 23% lower [geometric mean, 195 mL/day (40%)] at steady state than that after the first dose [252 mL/day (37%)]; this decrease in clearance with time is not considered clinically important. The terminal half-life ($t_{1/2}$) is 22 days (32%).

Specific Populations

The following factors had no clinically important effect on the CL of pembrolizumab: age (range: 15 to 94 years), sex, race (89% White), renal impairment (eGFR ≥15 mL/min/1.73 m^2), mild to moderate hepatic impairment (total bilirubin ≤3 times ULN and any AST), or tumor burden. The impact of severe hepatic impairment (total bilirubin >3 times ULN and any AST) on the pharmacokinetics of pembrolizumab is unknown.

Pediatric Patients: Pembrolizumab concentrations with weight-based dosing at 2 mg/kg every 3 weeks in pediatric patients (10 months to 17 years) are comparable to those of adults at the same dose.

12.6 Immunogenicity

The observed incidence of anti-drug antibodies (ADA) is highly dependent on the sensitivity and specificity of the assay. Differences in assay methods preclude meaningful comparisons of the incidence

Reference ID: 5425674

of ADA in the studies described in this section with the incidence of ADA in other studies, including those of KEYTRUDA or of other pembrolizumab products.

Trough levels of pembrolizumab interfere with the electrochemiluminescent (ECL) assay results; therefore, a subset analysis was performed in the KEYTRUDA-treated patients with a pembrolizumab concentration below the drug tolerance level of the ADA assay.

In clinical studies in patients treated with KEYTRUDA at a dosage of 2 mg/kg every 3 weeks, 200 mg every 3 weeks, or 10 mg/kg every 2 or 3 weeks, 27 (2.1%) of 1,289 evaluable patients tested positive for treatment-emergent anti-pembrolizumab antibodies of whom 6 (0.5%) patients had neutralizing antibodies against pembrolizumab. There were no identified clinically significant effects of ADA on pembrolizumab pharmacokinetics or on the risk of infusion reactions. Because of the low occurrence of ADA, the effect of these ADA on the effectiveness of KEYTRUDA is unknown.

13 NONCLINICAL TOXICOLOGY

13.1 Carcinogenesis, Mutagenesis, Impairment of Fertility

No studies have been performed to test the potential of pembrolizumab for carcinogenicity or genotoxicity.

Fertility studies have not been conducted with pembrolizumab. In 1-month and 6-month repeat-dose toxicology studies in monkeys, there were no notable effects in the male and female reproductive organs; however, most animals in these studies were not sexually mature.

13.2 Animal Toxicology and/or Pharmacology

In animal models, inhibition of PD-1/PD-L1 signaling increased the severity of some infections and enhanced inflammatory responses. *Mycobacterium tuberculosis*-infected PD-1 knockout mice exhibit markedly decreased survival compared with wild-type controls, which correlated with increased bacterial proliferation and inflammatory responses in these animals. PD-1 blockade using a primate anti-PD-1 antibody was also shown to exacerbate *M. tuberculosis* infection in rhesus macaques. PD-1 and PD-L1 knockout mice and mice receiving PD-L1-blocking antibody have also shown decreased survival following infection with lymphocytic choriomeningitis virus. Administration of pembrolizumab in chimpanzees with naturally occurring chronic hepatitis B infection resulted in two out of four animals with significantly increased levels of serum ALT, AST, and GGT, which persisted for at least 1 month after discontinuation of pembrolizumab.

14 CLINICAL STUDIES

14.1 Melanoma

<u>Ipilimumab-Naive Melanoma</u>

The efficacy of KEYTRUDA was investigated in KEYNOTE-006 (NCT01866319), a randomized (1:1:1), open-label, multicenter, active-controlled trial in 834 patients. Patients were randomized to receive KEYTRUDA at a dose of 10 mg/kg intravenously every 2 weeks or 10 mg/kg intravenously every 3 weeks until disease progression or unacceptable toxicity or to ipilimumab 3 mg/kg intravenously every 3 weeks for 4 doses unless discontinued earlier for disease progression or unacceptable toxicity. Patients with disease progression could receive additional doses of treatment unless disease progression was symptomatic, was rapidly progressive, required urgent intervention, occurred with a decline in performance status, or was confirmed at 4 to 6 weeks with repeat imaging. Randomization was stratified by line of therapy (0 vs. 1), ECOG PS (0 vs. 1), and PD-L1 expression (≥1% of tumor cells [positive] vs. <1% of tumor cells [negative]) according to an investigational use only (IUO) assay. Key eligibility criteria were unresectable or metastatic melanoma; no prior ipilimumab; and no more than one prior systemic treatment for metastatic melanoma. Patients with BRAF V600E mutation-positive melanoma were not required to have received prior BRAF inhibitor therapy. Patients with autoimmune disease; a medical condition that required immunosuppression; previous severe hypersensitivity to other monoclonal antibodies; and HIV, hepatitis B or hepatitis C infection, were ineligible. Assessment of tumor status was performed at 12 weeks, then every 6 weeks through Week 48, followed by every 12 weeks thereafter. The major efficacy outcome measures were overall survival (OS) and progression-free survival (PFS; as assessed by blinded independent central review [BICR] using Response Evaluation Criteria in Solid

Reference ID: 5425674

Tumors [RECIST v1.1, modified to follow a maximum of 10 target lesions and a maximum of 5 target lesions per organ]). Additional efficacy outcome measures were objective response rate (ORR) and duration of response (DoR).

The study population characteristics were: median age of 62 years (range: 18 to 89); 60% male; 98% White; 66% had no prior systemic therapy for metastatic disease; 69% ECOG PS of 0; 80% had PD-L1 positive melanoma, 18% had PD-L1 negative melanoma, and 2% had unknown PD-L1 status using the IUO assay; 65% had M1c stage disease; 68% with normal LDH; 36% with reported BRAF mutation-positive melanoma; and 9% with a history of brain metastases. Among patients with BRAF mutation-positive melanoma, 139 (46%) were previously treated with a BRAF inhibitor.

The study demonstrated statistically significant improvements in OS and PFS for patients randomized to KEYTRUDA as compared to ipilimumab. Among the 91 patients randomized to KEYTRUDA 10 mg/kg every 3 weeks with an objective response, response durations ranged from 1.4+ to 8.1+ months. Among the 94 patients randomized to KEYTRUDA 10 mg/kg every 2 weeks with an objective response, response durations ranged from 1.4+ to 8.2 months. Efficacy results are summarized in Table 57 and Figure 1.

Table 57: Efficacy Results in KEYNOTE-006

Endpoint	**KEYTRUDA 10 mg/kg every 3 weeks n=277**	**KEYTRUDA 10 mg/kg every 2 weeks n=279**	**Ipilimumab 3 mg/kg every 3 weeks n=278**
OS			
Deaths (%)	92 (33%)	85 (30%)	112 (40%)
Hazard ratio* (95% CI)	0.69 (0.52, 0.90)	0.63 (0.47, 0.83)	---
p-Value (stratified log-rank)	0.004	<0.001	---
PFS by BICR			
Events (%)	157 (57%)	157 (56%)	188 (68%)
Median in months (95% CI)	4.1 (2.9, 6.9)	5.5 (3.4, 6.9)	2.8 (2.8, 2.9)
Hazard ratio* (95% CI)	0.58 (0.47, 0.72)	0.58 (0.46, 0.72)	---
p-Value (stratified log-rank)	<0.001	<0.001	---
Best objective response by BICR			
ORR (95% CI)	33% (27, 39)	34% (28, 40)	12% (8, 16)
Complete response rate	6%	5%	1%
Partial response rate	27%	29%	10%

* Hazard ratio (KEYTRUDA compared to ipilimumab) based on the stratified Cox proportional hazard model

Figure 1: Kaplan-Meier Curve for Overall Survival in KEYNOTE-006*

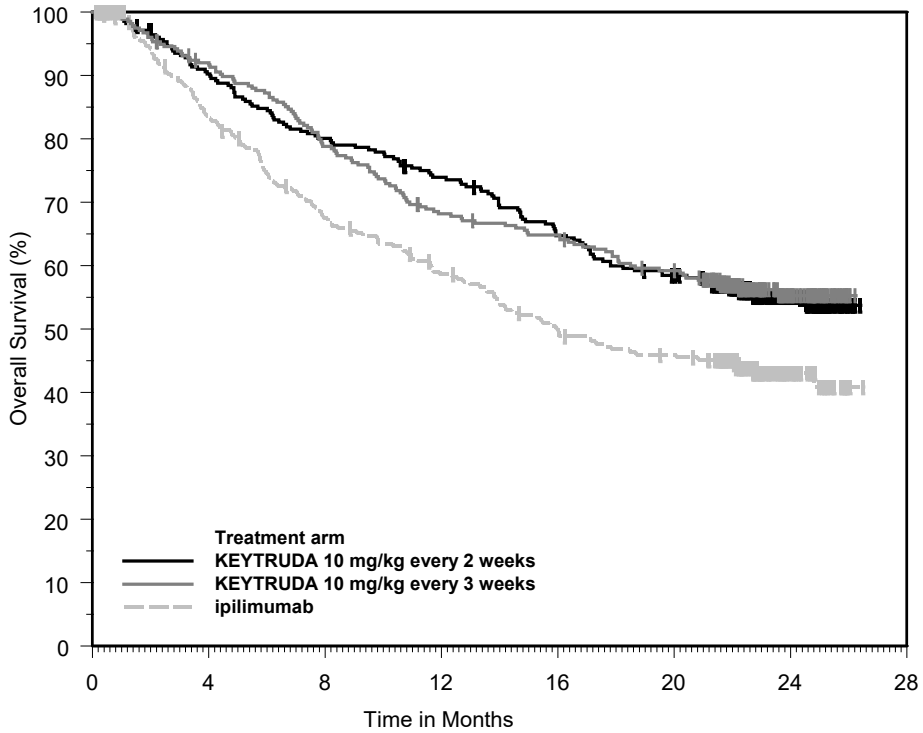

Number at Risk								
KEYTRUDA 10 mg/kg every 2 weeks:	279	249	221	202	176	156	44	0
KEYTRUDA 10 mg/kg every 3 weeks:	277	251	215	184	174	156	43	0
ipilimumab:	278	213	170	145	122	110	28	0

**Based on the final analysis with an additional follow-up of 9 months (total of 383 deaths as pre-specified in the protocol)*

Ipilimumab-Refractory Melanoma

The efficacy of KEYTRUDA was investigated in KEYNOTE-002 (NCT01704287), a multicenter, randomized (1:1:1), active-controlled trial in 540 patients randomized to receive one of two doses of KEYTRUDA in a blinded fashion or investigator's choice chemotherapy. The treatment arms consisted of KEYTRUDA 2 mg/kg or 10 mg/kg intravenously every 3 weeks or investigator's choice of any of the following chemotherapy regimens: dacarbazine 1000 mg/m^2 intravenously every 3 weeks (26%), temozolomide 200 mg/m^2 orally once daily for 5 days every 28 days (25%), carboplatin AUC 6 mg/mL/min intravenously plus paclitaxel 225 mg/m^2 intravenously every 3 weeks for four cycles then carboplatin AUC of 5 mg/mL/min plus paclitaxel 175 mg/m^2 every 3 weeks (25%), paclitaxel 175 mg/m^2 intravenously every 3 weeks (16%), or carboplatin AUC 5 or 6 mg/mL/min intravenously every 3 weeks (8%). Randomization was stratified by ECOG PS (0 vs. 1), LDH levels (normal vs. elevated [≥110% ULN]) and BRAF V600 mutation status (wild-type [WT] or V600E). The trial included patients with unresectable or metastatic melanoma with progression of disease; refractory to two or more doses of ipilimumab (3 mg/kg or higher) and, if BRAF V600 mutation-positive, a BRAF or MEK inhibitor; and disease progression within 24 weeks following the last dose of ipilimumab. The trial excluded patients with uveal melanoma and active brain metastasis. Patients received KEYTRUDA until unacceptable toxicity; disease progression that was symptomatic, was rapidly progressive, required urgent intervention, occurred with a decline in performance status, or was confirmed at 4 to 6 weeks with repeat imaging; withdrawal of consent; or physician's decision to stop therapy for the patient. Assessment of tumor status was performed at 12 weeks after randomization, then every 6 weeks through week 48, followed by every 12 weeks thereafter. Patients on chemotherapy who experienced progression of disease were offered KEYTRUDA. The major efficacy outcomes were PFS as assessed by BICR per RECIST v1.1, modified to follow a maximum of 10 target lesions and a maximum of 5 target lesions per organ, and OS. Additional efficacy outcome measures were confirmed ORR as assessed by BICR per RECIST v1.1, modified to follow a maximum of 10 target lesions and a maximum of 5 target lesions per organ, and DoR.

Reference ID: 5425674

The study population characteristics were: median age of 62 years (range: 15 to 89), 43% age 65 or older; 61% male; 98% White; and 55% ECOG PS of 0 and 45% ECOG PS of 1. Twenty-three percent of patients were BRAF V600 mutation positive, 40% had elevated LDH at baseline, 82% had M1c disease, and 73% had two or more prior therapies for advanced or metastatic disease.

The study demonstrated a statistically significant improvement in PFS for patients randomized to KEYTRUDA as compared to control arm. There was no statistically significant difference between KEYTRUDA 2 mg/kg and chemotherapy or between KEYTRUDA 10 mg/kg and chemotherapy in the OS analysis in which 55% of the patients who had been randomized to receive chemotherapy had crossed over to receive KEYTRUDA. Among the 38 patients randomized to KEYTRUDA 2 mg/kg with an objective response, response durations ranged from 1.3+ to 11.5+ months. Among the 46 patients randomized to KEYTRUDA 10 mg/kg with an objective response, response durations ranged from 1.1+ to 11.1+ months. Efficacy results are summarized in Table 58 and Figure 2.

Table 58: Efficacy Results in KEYNOTE-002

Endpoint	KEYTRUDA 2 mg/kg every 3 weeks n=180	KEYTRUDA 10 mg/kg every 3 weeks n=181	Chemotherapy n=179
PFS			
Number of Events, n (%)	129 (72%)	126 (70%)	155 (87%)
Progression, n (%)	105 (58%)	107 (59%)	134 (75%)
Death, n (%)	24 (13%)	19 (10%)	21 (12%)
Median in months (95% CI)	2.9 (2.8, 3.8)	2.9 (2.8, 4.7)	2.7 (2.5, 2.8)
p-Value (stratified log-rank)	<0.001	<0.001	---
Hazard ratio* (95% CI)	0.57 (0.45, 0.73)	0.50 (0.39, 0.64)	---
OS†			
Deaths (%)	123 (68%)	117 (65%)	128 (72%)
Hazard ratio* (95% CI)	0.86 (0.67, 1.10)	0.74 (0.57, 0.96)	---
p-Value (stratified log-rank)	0.117	0.011‡	---
Median in months (95% CI)	13.4 (11.0, 16.4)	14.7 (11.3, 19.5)	11.0 (8.9, 13.8)
Objective Response Rate			
ORR (95% CI)	21% (15, 28)	25% (19, 32)	4% (2, 9)
Complete response rate	2%	3%	0%
Partial response rate	19%	23%	4%

* Hazard ratio (KEYTRUDA compared to chemotherapy) based on the stratified Cox proportional hazard model

† With additional follow-up of 18 months after the PFS analysis

‡ Not statistically significant compared to multiplicity adjusted significance level of 0.01

Figure 2: Kaplan-Meier Curve for Progression-Free Survival in KEYNOTE-002

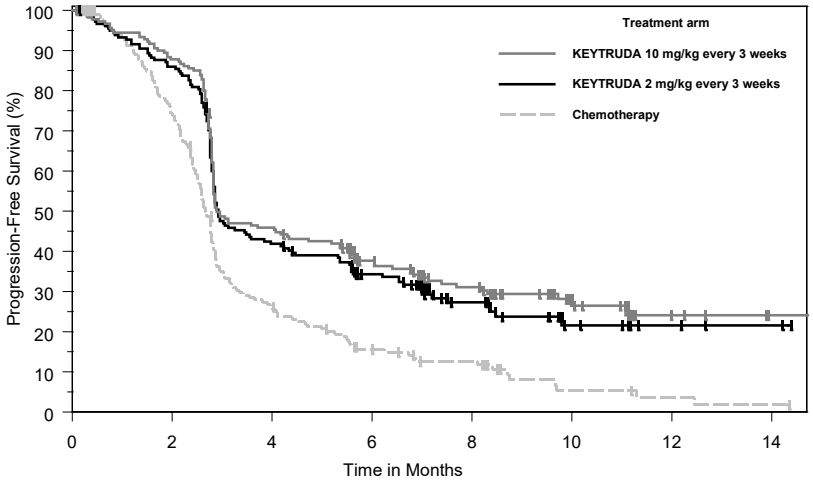

Number at Risk

KEYTRUDA 10 mg/kg:	181	158	82	55	39	15	5	1
KEYTRUDA 2 mg/kg:	180	153	74	53	26	9	4	2
Chemotherapy:	179	128	43	22	15	4	2	1

Adjuvant Treatment of Resected Stage IIB or IIC Melanoma

The efficacy of KEYTRUDA was investigated in KEYNOTE-716 (NCT03553836), a multicenter, randomized (1:1), double-blind, placebo-controlled trial in patients with completely resected Stage IIB or IIC melanoma. Patients were randomized to KEYTRUDA 200 mg or the pediatric (≥12 years old) dose of KEYTRUDA 2 mg/kg intravenously (up to a maximum of 200 mg) every three weeks or placebo for up to one year until disease recurrence or unacceptable toxicity. Randomization was stratified by AJCC 8th edition T Stage (>2.0-4.0 mm with ulceration vs. >4.0 mm without ulceration vs. >4.0 mm with ulceration). Patients must not have been previously treated for melanoma beyond complete surgical resection for their melanoma prior to study entry. The major efficacy outcome measure was investigator-assessed recurrence-free survival (RFS) (defined as the time between the date of randomization and the date of first recurrence [local, in-transit or regional lymph nodes or distant recurrence] or death, whichever occurred first). New primary melanomas were excluded from the definition of RFS. Distant metastasis-free survival (DMFS), defined as a spread of tumor to distant organs or distant lymph nodes, was an additional efficacy outcome measure. Patients underwent imaging every six months for one year from randomization, every 6 months from years 2 to 4, and then once in year 5 from randomization or until recurrence, whichever came first.

The study population characteristics were: median age of 61 years (range: 16 to 87), 39% age 65 or older; 60% male; 98% White; and 93% ECOG PS of 0 and 7% ECOG PS of 1. Sixty-four percent had Stage IIB and 35% had Stage IIC.

The trial demonstrated a statistically significant improvement in RFS and DMFS for patients randomized to the KEYTRUDA arm compared with placebo. Efficacy results are summarized in Table 59 and Figure 3.

Table 59: Efficacy Results in KEYNOTE-716

Endpoint	**KEYTRUDA 200 mg every 3 weeks n=487**	**Placebo n=489**
RFS		
Number (%) of patients with event	54 (11%)	82 (17%)
Median in months (95% CI)	NR (22.6, NR)	NR (NR, NR)
Hazard ratio*,† (95% CI)	0.65 (0.46, 0.92)	
p-Value†	0.0132‡	
DMFS		
Number (%) of patients with event	63 (13%)	95 (19%)
Median in months (95% CI)	NR (NR, NR)	NR (NR, NR)
Hazard ratio*,† (95% CI)	0.64 (0.47, 0.88)	
p-Value†	0.0058§	

* Based on the stratified Cox proportional hazard model

† Based on a log-rank test stratified by American Joint Committee on Cancer 8th edition (AJCC) stage

‡ p-Value is compared with 0.0202 of the allocated alpha for this interim analysis.

§ p-Value is compared with 0.0256 of the allocated alpha for this interim analysis.

NR = not reached

Figure 3: Kaplan-Meier Curve for Recurrence-Free Survival in KEYNOTE-716

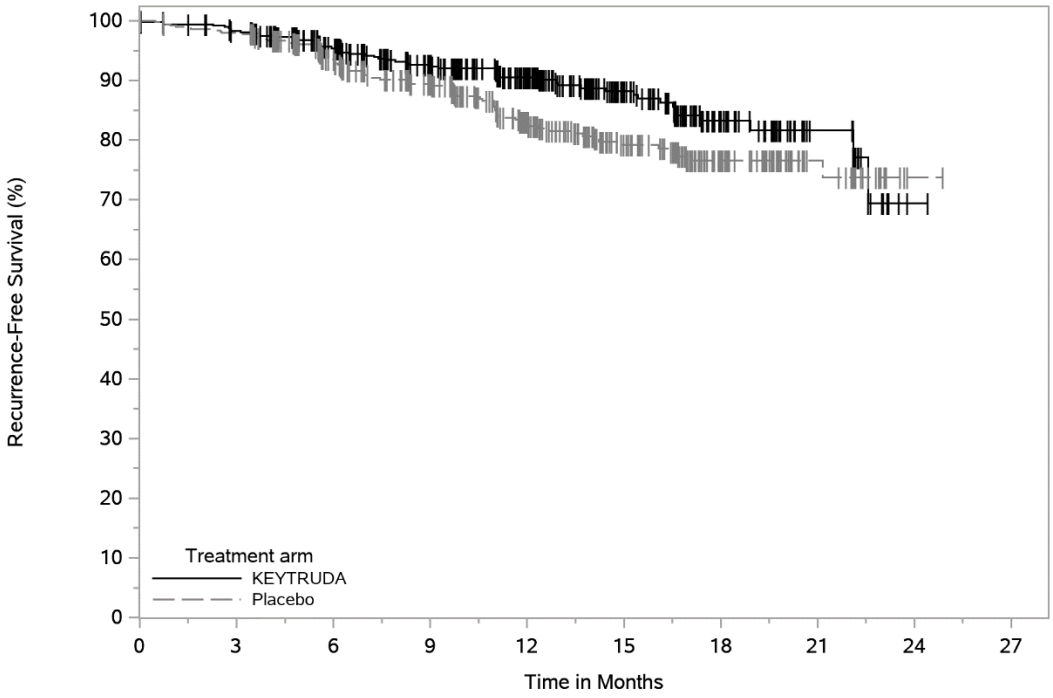

Number at Risk

KEYTRUDA	487	465	401	340	249	149	71	21	1	0
Placebo	489	475	400	336	229	149	77	27	1	0

Adjuvant Treatment of Stage III Resected Melanoma

The efficacy of KEYTRUDA was investigated in KEYNOTE-054 (NCT02362594), a multicenter, randomized (1:1), double-blind, placebo-controlled trial in patients with completely resected Stage IIIA (>1 mm lymph node metastasis), IIIB, or IIIC melanoma. Patients were randomized to KEYTRUDA 200 mg intravenously every three weeks or placebo for up to one year until disease recurrence or unacceptable toxicity. Randomization was stratified by American Joint Committee on Cancer 7th edition (AJCC) stage (IIIA vs. IIIB vs. IIIC 1-3 positive lymph nodes vs. IIIC ≥4 positive lymph nodes) and geographic region (North America, European countries, Australia, and other countries as designated). Patients must have undergone lymph node dissection and, if indicated, radiotherapy within 13 weeks prior to starting treatment. The major efficacy outcome measure was investigator-assessed recurrence-free survival (RFS) in the whole population and in the population with PD-L1 positive tumors where RFS was defined as the time between the date of randomization and the date of first recurrence (local, regional, or distant metastasis) or death, whichever occurs first. New primary melanomas were excluded from the definition of RFS. DMFS in the whole population and in the population with PD-L1 positive tumors were additional efficacy outcome measures. DMFS was defined as a spread of tumor to distant organs or distant lymph nodes. Patients underwent imaging every 12 weeks after the first dose of KEYTRUDA for the first two years, then every 6 months from year 3 to 5, and then annually.

The study population characteristics were: median age of 54 years (range: 19 to 88), 25% age 65 or older; 62% male; and 94% ECOG PS of 0 and 6% ECOG PS of 1. Sixteen percent had Stage IIIA, 46% had Stage IIIB, 18% had Stage IIIC (1-3 positive lymph nodes), and 20% had Stage IIIC (≥4 positive lymph nodes); 50% were BRAF V600 mutation positive and 44% were BRAF wild-type; and 84% had PD-L1 positive melanoma with TPS ≥1% according to an IUO assay.

The trial demonstrated a statistically significant improvement in RFS and DMFS for patients randomized to the KEYTRUDA arm compared with placebo. Efficacy results are summarized in Table 60 and Figure 4.

Reference ID: 5425674

Table 60: Efficacy Results in KEYNOTE-054

Endpoint	KEYTRUDA 200 mg every 3 weeks n=514	Placebo n=505
RFS		
Number (%) of patients with event	135 (26%)	216 (43%)
Median in months (95% CI)	NR	20.4 (16.2, NR)
Hazard ratio*,† (95% CI)	0.57 (0.46, 0.70)	
p-Value† (log-rank)	<0.001±	
DMFS		
Number (%) of patients with event	173 (34%)	245 (49%)
Median in months (95% CI)	NR (49.6, NR)	40.0 (27.7, NR)
Hazard ratio*,† (95% CI)	0.60 (0.49, 0.73)	
p-Value† (log-rank)	<0.0001§	

* Based on the stratified Cox proportional hazard model
† Stratified by American Joint Committee on Cancer 7th edition (AJCC) stage
± p-Value is compared with 0.016 of the allocated alpha for this interim analysis.
§ p-Value is compared with 0.028 of the allocated alpha for this analysis.
NR = not reached

For patients with PD-L1 positive tumors, the RFS HR was 0.54 (95% CI: 0.42, 0.69); p<0.0001. For patients with PD-L1 positive tumors, the DMFS HR was 0.61 (95% CI: 0.49, 0.76); p<0.0001. The RFS and DMFS benefit for KEYTRUDA compared to placebo was observed regardless of tumor PD-L1 expression.

Figure 4: Kaplan-Meier Curve for Recurrence-Free Survival in KEYNOTE-054

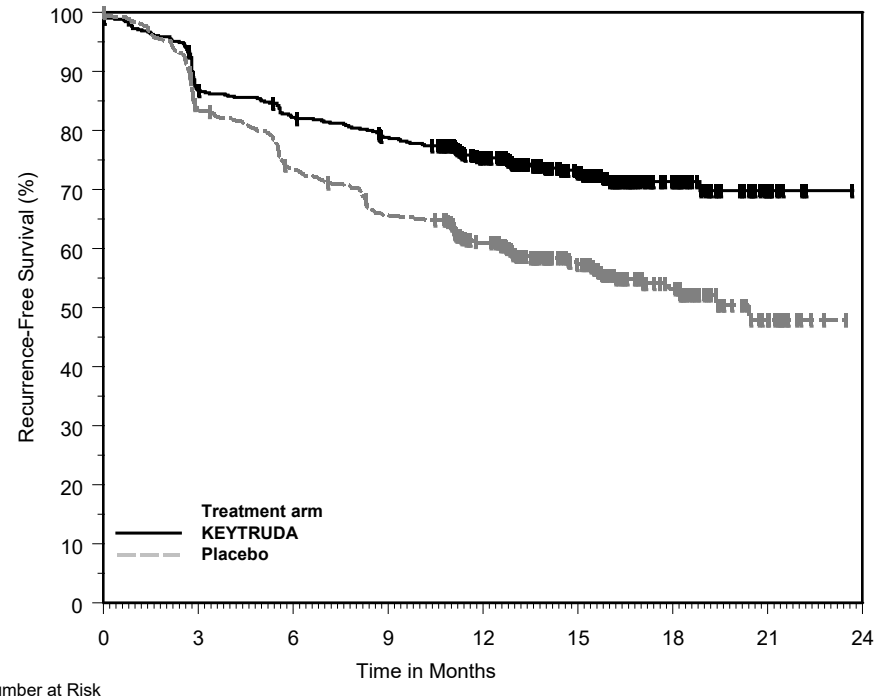

Number at Risk

KEYTRUDA:	514	438	413	392	313	182	73	15	0
Placebo:	505	415	363	323	264	157	60	15	0

14.2 Non-Small Cell Lung Cancer

First-line treatment of metastatic nonsquamous NSCLC with pemetrexed and platinum chemotherapy

The efficacy of KEYTRUDA in combination with pemetrexed and platinum chemotherapy was investigated in KEYNOTE-189 (NCT02578680), a randomized, multicenter, double-blind, active-controlled trial conducted in 616 patients with metastatic nonsquamous NSCLC, regardless of PD-L1

tumor expression status, who had not previously received systemic therapy for metastatic disease and in whom there were no EGFR or ALK genomic tumor aberrations. Patients with autoimmune disease that required systemic therapy within 2 years of treatment; a medical condition that required immunosuppression; or who had received more than 30 Gy of thoracic radiation within the prior 26 weeks were ineligible. Randomization was stratified by smoking status (never vs. former/current), choice of platinum (cisplatin vs. carboplatin), and tumor PD-L1 status (TPS <1% [negative] vs. TPS ≥1%). Patients were randomized (2:1) to one of the following treatment arms:

- KEYTRUDA 200 mg, pemetrexed 500 mg/m^2, and investigator's choice of cisplatin 75 mg/m^2 or carboplatin AUC 5 mg/mL/min intravenously on Day 1 of each 21-day cycle for 4 cycles followed by KEYTRUDA 200 mg and pemetrexed 500 mg/m^2 intravenously every 3 weeks. KEYTRUDA was administered prior to chemotherapy on Day 1.
- Placebo, pemetrexed 500 mg/m^2, and investigator's choice of cisplatin 75 mg/m^2 or carboplatin AUC 5 mg/mL/min intravenously on Day 1 of each 21-day cycle for 4 cycles followed by placebo and pemetrexed 500 mg/m^2 intravenously every 3 weeks.

Treatment with KEYTRUDA continued until RECIST v1.1 (modified to follow a maximum of 10 target lesions and a maximum of 5 target lesions per organ)-defined progression of disease as determined by the investigator, unacceptable toxicity, or a maximum of 24 months. Administration of KEYTRUDA was permitted beyond RECIST-defined disease progression if the patient was clinically stable and considered to be deriving clinical benefit by the investigator. Patients randomized to placebo and chemotherapy were offered KEYTRUDA as a single agent at the time of disease progression. Assessment of tumor status was performed at Week 6, Week 12, and then every 9 weeks thereafter. The main efficacy outcome measures were OS and PFS as assessed by BICR according to RECIST v1.1, modified to follow a maximum of 10 target lesions and a maximum of 5 target lesions per organ. Additional efficacy outcome measures were ORR and DoR, as assessed by BICR according to RECIST v1.1, modified to follow a maximum of 10 target lesions and a maximum of 5 target lesions per organ.

The study population characteristics were: median age of 64 years (range: 34 to 84), 49% age 65 or older; 59% male; 94% White and 3% Asian; 56% ECOG PS of 1; and 18% with history of brain metastases. Thirty-one percent had tumor PD-L1 expression TPS <1% [negative]. Seventy-two percent received carboplatin and 12% were never smokers. A total of 85 patients in the placebo and chemotherapy arm received an anti-PD-1/PD-L1 monoclonal antibody at the time of disease progression.

The trial demonstrated a statistically significant improvement in OS and PFS for patients randomized to KEYTRUDA in combination with pemetrexed and platinum chemotherapy compared with placebo, pemetrexed, and platinum chemotherapy. Table 61 and Figure 5 summarize the efficacy results for KEYNOTE-189.

Reference ID: 5425674

Table 61: Efficacy Results in KEYNOTE-189

Endpoint	KEYTRUDA 200 mg every 3 weeks Pemetrexed Platinum Chemotherapy n=410	Placebo Pemetrexed Platinum Chemotherapy n=206
OS		
Number (%) of patients with event	127 (31%)	108 (52%)
Median in months (95% CI)	NR (NR, NR)	11.3 (8.7, 15.1)
Hazard ratio* (95% CI)	0.49 (0.38, 0.64)	
p-Value†	<0.0001	
PFS		
Number of patients with event (%)	245 (60%)	166 (81%)
Median in months (95% CI)	8.8 (7.6, 9.2)	4.9 (4.7, 5.5)
Hazard ratio* (95% CI)	0.52 (0.43, 0.64)	
p-Value†	<0.0001	
Objective Response Rate		
ORR‡ (95% CI)	48% (43, 53)	19% (14, 25)
Complete response	0.5%	0.5%
Partial response	47%	18%
p-Value§	<0.0001	
Duration of Response		
Median in months (range)	11.2 (1.1+, 18.0+)	7.8 (2.1+, 16.4+)

* Based on the stratified Cox proportional hazard model
† Based on a stratified log-rank test
‡ Response: Best objective response as confirmed complete response or partial response
§ Based on Miettinen and Nurminen method stratified by PD-L1 status, platinum chemotherapy, and smoking status
NR = not reached

At the protocol-specified final OS analysis, the median in the KEYTRUDA in combination with pemetrexed and platinum chemotherapy arm was 22.0 months (95% CI: 19.5, 24.5) compared to 10.6 months (95% CI: 8.7, 13.6) in the placebo with pemetrexed and platinum chemotherapy arm, with an HR of 0.56 (95% CI: 0.46, 0.69).

Figure 5: Kaplan-Meier Curve for Overall Survival in KEYNOTE-189*

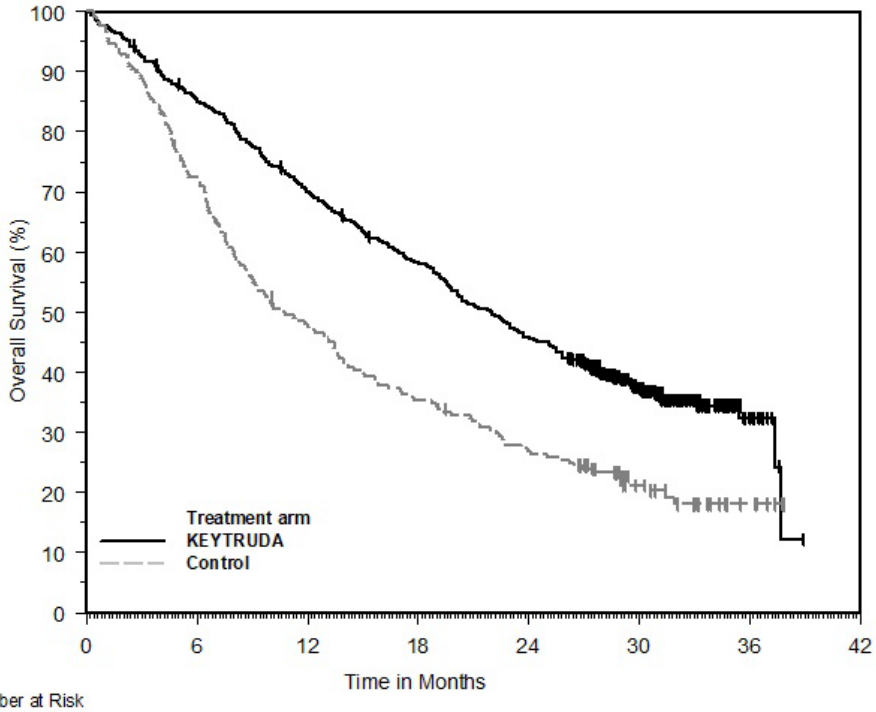

Number at Risk								
KEYTRUDA:	410	347	283	234	184	86	12	0
Control:	206	149	98	72	55	25	5	0

*Based on the protocol-specified final OS analysis

First-line treatment of metastatic squamous NSCLC with carboplatin and either paclitaxel or paclitaxel protein-bound chemotherapy

The efficacy of KEYTRUDA in combination with carboplatin and investigator's choice of either paclitaxel or paclitaxel protein-bound was investigated in KEYNOTE-407 (NCT02775435), a randomized, multi-center, double-blind, placebo-controlled trial conducted in 559 patients with metastatic squamous NSCLC, regardless of PD-L1 tumor expression status, who had not previously received systemic therapy for metastatic disease. Patients with autoimmune disease that required systemic therapy within 2 years of treatment; a medical condition that required immunosuppression; or who had received more than 30 Gy of thoracic radiation within the prior 26 weeks were ineligible. Randomization was stratified by tumor PD-L1 status (TPS <1% [negative] vs. TPS ≥1%), choice of paclitaxel or paclitaxel protein-bound, and geographic region (East Asia vs. non-East Asia). Patients were randomized (1:1) to one of the following treatment arms; all study medications were administered via intravenous infusion:

- KEYTRUDA 200 mg and carboplatin AUC 6 mg/mL/min on Day 1 of each 21-day cycle for 4 cycles, and paclitaxel 200 mg/m^2 on Day 1 of each 21-day cycle for 4 cycles or paclitaxel protein-bound 100 mg/m^2 on Days 1, 8 and 15 of each 21-day cycle for 4 cycles, followed by KEYTRUDA 200 mg every 3 weeks. KEYTRUDA was administered prior to chemotherapy on Day 1.
- Placebo and carboplatin AUC 6 mg/mL/min on Day 1 of each 21-day cycle for 4 cycles and paclitaxel 200 mg/m^2 on Day 1 of each 21-day cycle for 4 cycles or paclitaxel protein-bound 100 mg/m^2 on Days 1, 8 and 15 of each 21-day cycle for 4 cycles, followed by placebo every 3 weeks.

Treatment with KEYTRUDA and chemotherapy or placebo and chemotherapy continued until RECIST v1.1 (modified to follow a maximum of 10 target lesions and a maximum of 5 target lesions per organ)-defined progression of disease as determined by BICR, unacceptable toxicity, or a maximum of 24 months. Administration of KEYTRUDA was permitted beyond RECIST-defined disease progression if the patient was clinically stable and deriving clinical benefit as determined by the investigator. Patients randomized to the placebo and chemotherapy arm were offered KEYTRUDA as a single agent at the time

of disease progression. Assessment of tumor status was performed every 6 weeks through Week 18, every 9 weeks through Week 45 and every 12 weeks thereafter. The main efficacy outcome measures were PFS and ORR as assessed by BICR using RECIST v1.1, modified to follow a maximum of 10 target lesions and a maximum of 5 target lesions per organ, and OS. An additional efficacy outcome measure was DoR as assessed by BICR according to RECIST v1.1, modified to follow a maximum of 10 target lesions and a maximum of 5 target lesions per organ.

The study population characteristics were: median age of 65 years (range: 29 to 88), 55% age 65 or older; 81% male; 77% White; 71% ECOG PS of 1; and 8% with a history of brain metastases. Thirty-five percent had tumor PD-L1 expression TPS <1%; 19% were from the East Asian region; and 60% received paclitaxel.

The trial demonstrated a statistically significant improvement in OS, PFS and ORR in patients randomized to KEYTRUDA in combination with carboplatin and either paclitaxel or paclitaxel protein-bound chemotherapy compared with patients randomized to placebo with carboplatin and either paclitaxel or paclitaxel protein-bound chemotherapy. Table 62 and Figure 6 summarize the efficacy results for KEYNOTE-407.

Table 62: Efficacy Results in KEYNOTE-407

Endpoint	**KEYTRUDA 200 mg every 3 weeks Carboplatin Paclitaxel/Paclitaxel protein-bound n=278**	**Placebo Carboplatin Paclitaxel/Paclitaxel protein-bound n=281**
OS		
Number of events (%)	85 (31%)	120 (43%)
Median in months (95% CI)	15.9 (13.2, NE)	11.3 (9.5, 14.8)
Hazard ratio* (95% CI)	0.64 (0.49, 0.85)	
p-Value†	0.0017	
PFS		
Number of events (%)	152 (55%)	197 (70%)
Median in months (95% CI)	6.4 (6.2, 8.3)	4.8 (4.2, 5.7)
Hazard ratio* (95% CI)	0.56 (0.45, 0.70)	
p-Value†	<0.0001	
	n=101	**n=103**
Objective Response Rate‡		
ORR (95% CI)	58% (48, 68)	35% (26, 45)
Difference (95% CI)	23.6% (9.9, 36.4)	
p-Value§	0.0008	
Duration of Response‡		
Median duration of response in months (range)	7.2 (2.4, 12.4+)	4.9 (2.0, 12.4+)

* Based on the stratified Cox proportional hazard model
† Based on a stratified log-rank test
‡ ORR primary analysis and DoR analysis were conducted with the first 204 patients enrolled.
§ Based on a stratified Miettinen-Nurminen test
NE = not estimable

At the protocol-specified final OS analysis, the median in the KEYTRUDA in combination with carboplatin and either paclitaxel or paclitaxel protein-bound chemotherapy arm was 17.1 months (95% CI: 14.4, 19.9) compared to 11.6 months (95% CI: 10.1, 13.7) in the placebo with carboplatin and either paclitaxel or paclitaxel protein-bound chemotherapy arm, with an HR of 0.71 (95% CI: 0.58, 0.88).

Reference ID: 5425674

Figure 6: Kaplan-Meier Curve for Overall Survival in KEYNOTE-407*

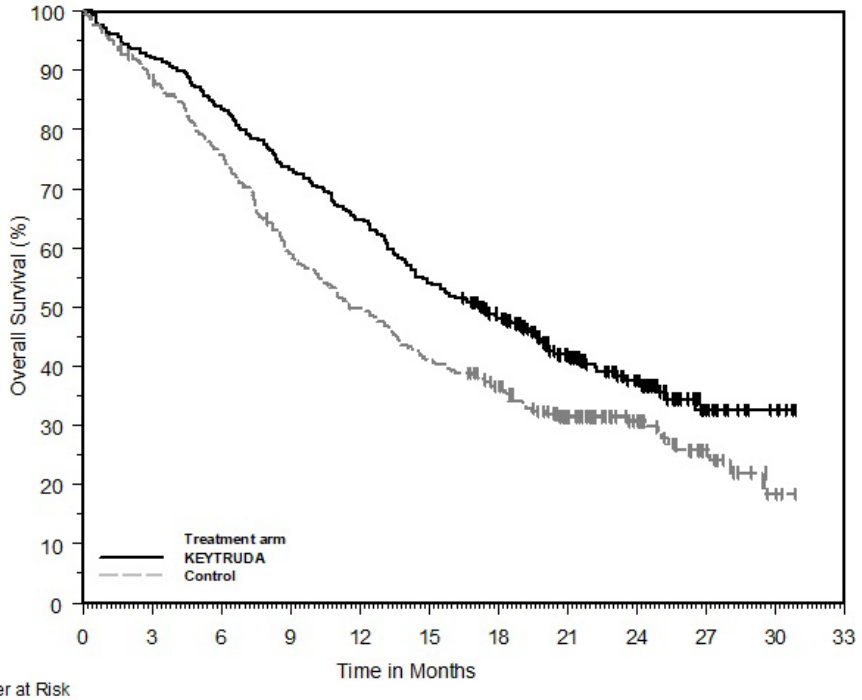

Number at Risk												
KEYTRUDA:	278	256	232	203	180	150	119	80	46	14	4	0
Control:	281	245	210	163	137	113	91	61	36	16	3	0

*Based on the protocol-specified final OS analysis

First-line treatment of metastatic NSCLC as a single agent

KEYNOTE-042

The efficacy of KEYTRUDA was investigated in KEYNOTE-042 (NCT02220894), a randomized, multicenter, open-label, active-controlled trial conducted in 1274 patients with Stage III NSCLC who were not candidates for surgical resection or definitive chemoradiation, or patients with metastatic NSCLC. Only patients whose tumors expressed PD-L1 (TPS ≥1%) by an immunohistochemistry assay using the PD-L1 IHC 22C3 pharmDx kit and who had not received prior systemic treatment for metastatic NSCLC were eligible. Patients with EGFR or ALK genomic tumor aberrations; autoimmune disease that required systemic therapy within 2 years of treatment; a medical condition that required immunosuppression; or who had received more than 30 Gy of radiation in the thoracic region within the prior 26 weeks of initiation of study were ineligible. Randomization was stratified by ECOG PS (0 vs. 1), histology (squamous vs. nonsquamous), geographic region (East Asia vs. non-East Asia), and PD-L1 expression (TPS ≥50% vs. TPS 1 to 49%). Patients were randomized (1:1) to receive KEYTRUDA 200 mg intravenously every 3 weeks or investigator's choice of either of the following platinum-containing chemotherapy regimens:

- Pemetrexed 500 mg/m^2 every 3 weeks and carboplatin AUC 5 to 6 mg/mL/min every 3 weeks on Day 1 for a maximum of 6 cycles followed by optional pemetrexed 500 mg/m^2 every 3 weeks for patients with nonsquamous histologies;
- Paclitaxel 200 mg/m^2 every 3 weeks and carboplatin AUC 5 to 6 mg/mL/min every 3 weeks on Day 1 for a maximum of 6 cycles followed by optional pemetrexed 500 mg/m^2 every 3 weeks for patients with nonsquamous histologies.

Treatment with KEYTRUDA continued until RECIST v1.1 (modified to follow a maximum of 10 target lesions and a maximum of 5 target lesions per organ)-defined progression of disease, unacceptable toxicity, or a maximum of 24 months. Administration of KEYTRUDA was permitted beyond RECIST-defined disease progression if the patient was clinically stable and deriving clinical benefit as determined by the investigator. Treatment with KEYTRUDA could be reinitiated at the time of subsequent disease

Reference ID: 5425674

progression and administered for up to 12 months. Assessment of tumor status was performed every 9 weeks. The main efficacy outcome measure was OS in the subgroup of patients with TPS ≥50% NSCLC, the subgroup of patients with TPS ≥20% NSCLC, and the overall population with TPS ≥1% NSCLC. Additional efficacy outcome measures were PFS and ORR in the subgroup of patients with TPS ≥50% NSCLC, the subgroup of patients with TPS ≥20% NSCLC, and the overall population with TPS ≥1% NSCLC as assessed by BICR according to RECIST v1.1, modified to follow a maximum of 10 target lesions and a maximum of 5 target lesions per organ.

The study population characteristics were: median age of 63 years (range: 25 to 90), 45% age 65 or older; 71% male; and 64% White, 30% Asian, and 2% Black. Nineteen percent were Hispanic or Latino. Sixty-nine percent had ECOG PS of 1; 39% with squamous and 61% with nonsquamous histology; 87% had M1 disease and 13% had Stage IIIA (2%) or Stage IIIB (11%) and who were not candidates for surgical resection or definitive chemoradiation per investigator assessment; and 5% with treated brain metastases at baseline. Forty-seven percent of patients had TPS ≥50% NSCLC and 53% had TPS 1 to 49% NSCLC.

The trial demonstrated a statistically significant improvement in OS for patients (PD-L1 TPS ≥50%, TPS ≥20%, TPS ≥1%) randomized to KEYTRUDA as compared with chemotherapy. Table 63 and Figure 7 summarize the efficacy results in the subgroup of patients with TPS ≥50% and in all randomized patients with TPS ≥1%.

Table 63: Efficacy Results of All Randomized Patients (TPS ≥1% and TPS ≥50%) in KEYNOTE-042

	TPS ≥1%		**TPS ≥50%**	
Endpoint	**KEYTRUDA 200 mg every 3 weeks n=637**	**Chemotherapy n=637**	**KEYTRUDA 200 mg every 3 weeks n=299**	**Chemotherapy n=300**
OS				
Number of events (%)	371 (58%)	438 (69%)	157 (53%)	199 (66%)
Median in months (95% CI)	16.7 (13.9, 19.7)	12.1 (11.3, 13.3)	20.0 (15.4, 24.9)	12.2 (10.4, 14.2)
Hazard ratio* (95% CI)	0.81 (0.71, 0.93)		0.69 (0.56, 0.85)	
p-Value†	0.0036		0.0006	
PFS				
Number of events (%)	507 (80%)	506 (79%)	221 (74%)	233 (78%)
Median in months (95% CI)	5.4 (4.3, 6.2)	6.5 (6.3, 7.0)	6.9 (5.9, 9.0)	6.4 (6.1, 6.9)
Hazard ratio*,‡ (95% CI)	1.07 (0.94, 1.21)		0.82 (0.68, 0.99)	
p-Value†	-‡		NS§	
Objective Response Rate				
ORR‡ (95% CI)	27% (24, 31)	27% (23, 30)	39% (33.9, 45.3)	32% (26.8, 37.6)
Complete response rate	0.5%	0.5%	0.7%	0.3%
Partial response rate	27%	26%	39%	32%
Duration of Response				
% with duration ≥12 months¶	47%	16%	42%	17%
% with duration ≥18 months¶	26%	6%	25%	5%

* Based on the stratified Cox proportional hazard model
† Based on a stratified log-rank test; compared to a p-Value boundary of 0.0291
‡ Not evaluated for statistical significance as a result of the sequential testing procedure for the secondary endpoints
§ Not significant compared to a p-Value boundary of 0.0291
¶ Based on observed duration of response

The results of all efficacy outcome measures in the subgroup of patients with PD-L1 TPS ≥20% NSCLC were intermediate between the results of those with PD-L1 TPS ≥1% and those with PD-L1 TPS ≥50%. In a pre-specified exploratory subgroup analysis for patients with TPS 1-49% NSCLC, the median OS was 13.4 months (95% CI: 10.7, 18.2) for the pembrolizumab group and 12.1 months (95% CI: 11.0, 14.0) in the chemotherapy group, with an HR of 0.92 (95% CI: 0.77, 1.11).

Reference ID: 5425674

Figure 7: Kaplan-Meier Curve for Overall Survival in all Randomized Patients in KEYNOTE-042 (TPS ≥1%)

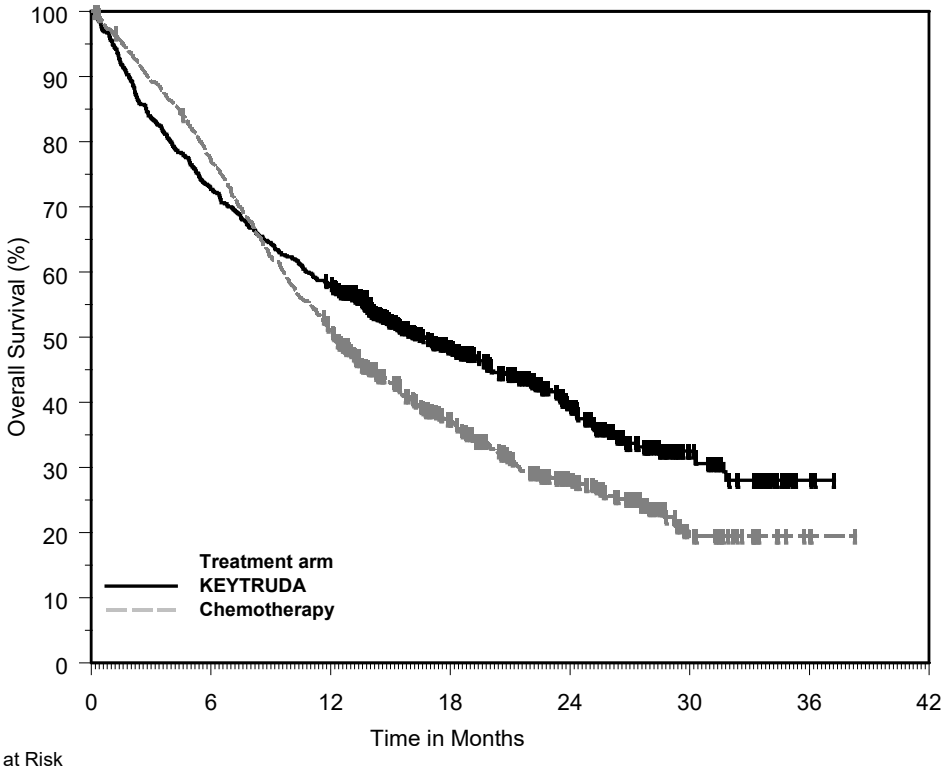

Number at Risk								
KEYTRUDA:	637	463	365	214	112	35	2	0
Chemotherapy:	637	485	316	166	88	24	1	0

KEYNOTE-024

The efficacy of KEYTRUDA was also investigated in KEYNOTE-024 (NCT02142738), a randomized, multicenter, open-label, active-controlled trial in 305 previously untreated patients with metastatic NSCLC. The study design was similar to that of KEYNOTE-042, except that only patients whose tumors had high PD-L1 expression (TPS of 50% or greater) by an immunohistochemistry assay using the PD-L1 IHC 22C3 pharmDx kit were eligible. Patients were randomized (1:1) to receive KEYTRUDA 200 mg intravenously every 3 weeks or investigator's choice of any of the following platinum-containing chemotherapy regimens:

- Pemetrexed 500 mg/m^2 every 3 weeks and carboplatin AUC 5 to 6 mg/mL/min every 3 weeks on Day 1 for 4 to 6 cycles followed by optional pemetrexed 500 mg/m^2 every 3 weeks for patients with nonsquamous histologies;
- Pemetrexed 500 mg/m^2 every 3 weeks and cisplatin 75 mg/m^2 every 3 weeks on Day 1 for 4 to 6 cycles followed by optional pemetrexed 500 mg/m^2 every 3 weeks for patients with nonsquamous histologies;
- Gemcitabine 1250 mg/m^2 on days 1 and 8 and cisplatin 75 mg/m^2 every 3 weeks on Day 1 for 4 to 6 cycles;
- Gemcitabine 1250 mg/m^2 on Days 1 and 8 and carboplatin AUC 5 to 6 mg/mL/min every 3 weeks on Day 1 for 4 to 6 cycles;
- Paclitaxel 200 mg/m^2 every 3 weeks and carboplatin AUC 5 to 6 mg/mL/min every 3 weeks on Day 1 for 4 to 6 cycles followed by optional pemetrexed maintenance (for nonsquamous histologies).

Patients randomized to chemotherapy were offered KEYTRUDA at the time of disease progression.

Reference ID: 5425674

The main efficacy outcome measure was PFS as assessed by BICR according to RECIST v1.1, modified to follow a maximum of 10 target lesions and a maximum of 5 target lesions per organ. Additional efficacy outcome measures were OS and ORR as assessed by BICR according to RECIST v1.1, modified to follow a maximum of 10 target lesions and a maximum of 5 target lesions per organ.

The study population characteristics were: median age of 65 years (range: 33 to 90), 54% age 65 or older; 61% male; 82% White and 15% Asian; 65% with ECOG PS of 1; 18% with squamous and 82% with nonsquamous histology and 9% with history of brain metastases. A total of 66 patients in the chemotherapy arm received KEYTRUDA at the time of disease progression.

The trial demonstrated a statistically significant improvement in both PFS and OS for patients randomized to KEYTRUDA as compared with chemotherapy. Table 64 and Figure 8 summarize the efficacy results for KEYNOTE-024.

Table 64: Efficacy Results in KEYNOTE-024

Endpoint	**KEYTRUDA 200 mg every 3 weeks n=154**	**Chemotherapy n=151**
PFS		
Number (%) of patients with event	73 (47%)	116 (77%)
Median in months (95% CI)	10.3 (6.7, NR)	6.0 (4.2, 6.2)
Hazard ratio* (95% CI)	0.50 (0.37, 0.68)	
p-Value (stratified log-rank)	<0.001	
OS		
Number (%) of patients with event	44 (29%)	64 (42%)
Median in months (95% CI)†	30.0 (18.3, NR)	14.2 (9.8, 19.0)
Hazard ratio* (95% CI)	0.60 (0.41, 0.89)	
p-Value (stratified log-rank)	0.005‡	
Objective Response Rate		
ORR (95% CI)	45% (37, 53)	28% (21, 36)
Complete response rate	4%	1%
Partial response rate	41%	27%
p-Value (Miettinen-Nurminen)	0.001	
Median duration of response in months (range)	NR (1.9+, 14.5+)	6.3 (2.1+, 12.6+)

* Based on the stratified Cox proportional hazard model for the interim analysis

† Based on the protocol-specified final OS analysis conducted at 169 events, which occurred 14 months after the interim analysis.

‡ p-Value is compared with 0.0118 of the allocated alpha for the interim analysis

NR = not reached

Figure 8: Kaplan-Meier Curve for Overall Survival in KEYNOTE-024*

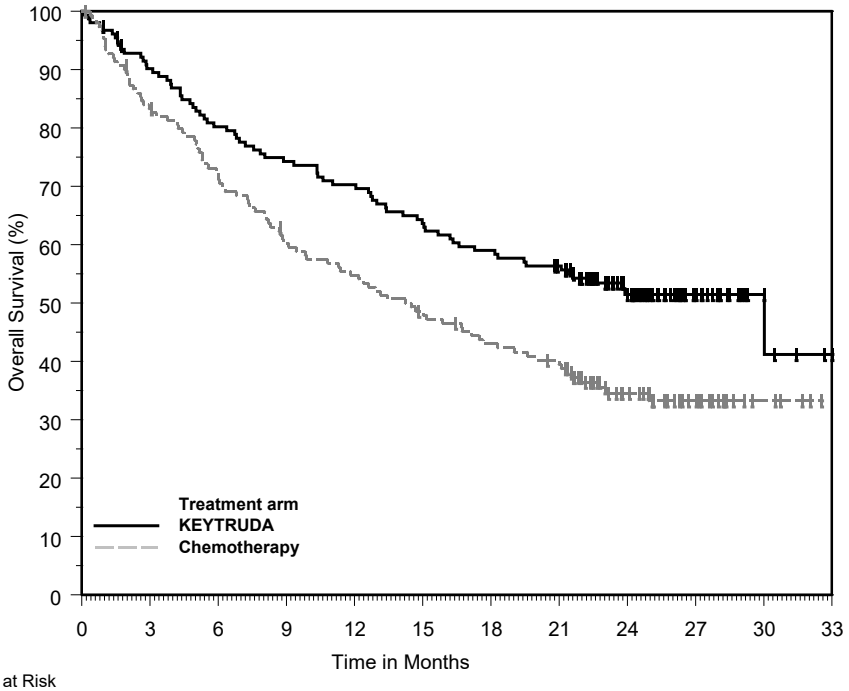

Number at Risk												
KEYTRUDA:	154	136	121	112	106	96	89	83	52	22	5	0
Chemotherapy:	151	123	107	88	80	70	61	55	31	16	5	0

*Based on the protocol-specified final OS analysis conducted at 169 events, which occurred 14 months after the interim analysis.

Previously treated NSCLC

The efficacy of KEYTRUDA was investigated in KEYNOTE-010 (NCT01905657), a randomized, multicenter, open-label, active-controlled trial conducted in 1033 patients with metastatic NSCLC that had progressed following platinum-containing chemotherapy, and if appropriate, targeted therapy for EGFR or ALK genomic tumor aberrations. Eligible patients had PD-L1 expression TPS of 1% or greater by an immunohistochemistry assay using the PD-L1 IHC 22C3 pharmDx kit. Patients with autoimmune disease; a medical condition that required immunosuppression; or who had received more than 30 Gy of thoracic radiation within the prior 26 weeks were ineligible. Randomization was stratified by tumor PD-L1 expression (PD-L1 expression TPS ≥50% vs. PD-L1 expression TPS=1-49%), ECOG PS (0 vs. 1), and geographic region (East Asia vs. non-East Asia). Patients were randomized (1:1:1) to receive KEYTRUDA 2 mg/kg intravenously every 3 weeks, KEYTRUDA 10 mg/kg intravenously every 3 weeks or docetaxel intravenously 75 mg/m^2 every 3 weeks until unacceptable toxicity or disease progression. Patients randomized to KEYTRUDA were permitted to continue until disease progression that was symptomatic, rapidly progressive, required urgent intervention, occurred with a decline in performance status, or confirmation of progression at 4 to 6 weeks with repeat imaging or for up to 24 months without disease progression. Assessment of tumor status was performed every 9 weeks. The main efficacy outcome measures were OS and PFS as assessed by BICR according to RECIST v1.1, modified to follow a maximum of 10 target lesions and a maximum of 5 target lesions per organ, in the subgroup of patients with TPS ≥50% and the overall population with TPS ≥1%. Additional efficacy outcome measures were ORR and DoR in the subgroup of patients with TPS ≥50% and the overall population with TPS ≥1%.

The study population characteristics were: median age of 63 years (range: 20 to 88), 42% age 65 or older; 61% male; 72% White and 21% Asian; 66% ECOG PS of 1; 43% with high PD-L1 tumor expression; 21% with squamous, 70% with nonsquamous, and 8% with mixed, other or unknown histology; 91% metastatic (M1) disease; 15% with history of brain metastases; and 8% and 1% with EGFR and ALK genomic aberrations, respectively. All patients had received prior therapy with a platinum-doublet regimen, 29% received two or more prior therapies for their metastatic disease.

Reference ID: 5425674

Tables 65 and 66 and Figure 9 summarize efficacy results in the subgroup with TPS ≥50% population and in all patients, respectively.

Table 65: Efficacy Results of the Subgroup of Patients with TPS ≥50% in KEYNOTE-010

Endpoint	KEYTRUDA 2 mg/kg every 3 weeks n=139	KEYTRUDA 10 mg/kg every 3 weeks n=151	Docetaxel 75 mg/m^2 every 3 weeks n=152
OS			
Deaths (%)	58 (42%)	60 (40%)	86 (57%)
Median in months (95% CI)	14.9 (10.4, NR)	17.3 (11.8, NR)	8.2 (6.4, 10.7)
Hazard ratio* (95% CI)	0.54 (0.38, 0.77)	0.50 (0.36, 0.70)	---
p-Value (stratified log-rank)	<0.001	<0.001	---
PFS			
Events (%)	89 (64%)	97 (64%)	118 (78%)
Median in months (95% CI)	5.2 (4.0, 6.5)	5.2 (4.1, 8.1)	4.1 (3.6, 4.3)
Hazard ratio* (95% CI)	0.58 (0.43, 0.77)	0.59 (0.45, 0.78)	---
p-Value (stratified log-rank)	<0.001	<0.001	---
Objective Response Rate			
ORR† (95% CI)	30% (23, 39)	29% (22, 37)	8% (4, 13)
p-Value (Miettinen-Nurminen)	<0.001	<0.001	---
Median duration of response in months (range)	NR (0.7+, 16.8+)	NR (2.1+, 17.8+)	8.1 (2.1+, 8.8+)

* Hazard ratio (KEYTRUDA compared to docetaxel) based on the stratified Cox proportional hazard model

† All responses were partial responses

NR = not reached

Table 66: Efficacy Results of All Randomized Patients (TPS ≥1%) in KEYNOTE-010

Endpoint	KEYTRUDA 2 mg/kg every 3 weeks n=344	KEYTRUDA 10 mg/kg every 3 weeks n=346	Docetaxel 75 mg/m^2 every 3 weeks n=343
OS			
Deaths (%)	172 (50%)	156 (45%)	193 (56%)
Median in months (95% CI)	10.4 (9.4, 11.9)	12.7 (10.0, 17.3)	8.5 (7.5, 9.8)
Hazard ratio* (95% CI)	0.71 (0.58, 0.88)	0.61 (0.49, 0.75)	---
p-Value (stratified log-rank)	<0.001	<0.001	---
PFS			
Events (%)	266 (77%)	255 (74%)	257 (75%)
Median in months (95% CI)	3.9 (3.1, 4.1)	4.0 (2.6, 4.3)	4.0 (3.1, 4.2)
Hazard ratio* (95% CI)	0.88 (0.73, 1.04)	0.79 (0.66, 0.94)	---
p-Value (stratified log-rank)	0.068	0.005	---
Objective Response Rate			
ORR† (95% CI)	18% (14, 23)	19% (15, 23)	9% (7, 13)
p-Value (Miettinen-Nurminen)	<0.001	<0.001	---
Median duration of response in months (range)	NR (0.7+, 20.1+)	NR (2.1+, 17.8+)	6.2 (1.4+, 8.8+)

* Hazard ratio (KEYTRUDA compared to docetaxel) based on the stratified Cox proportional hazard model

† All responses were partial responses

NR = not reached

Figure 9: Kaplan-Meier Curve for Overall Survival in all Randomized Patients in KEYNOTE-010 (TPS ≥1%)

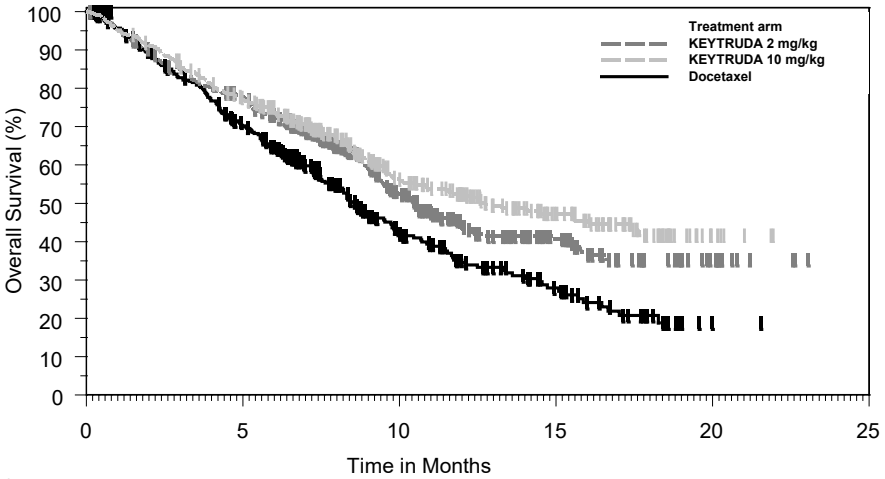

Number at Risk						
KEYTRUDA 2 mg/kg:	344	259	115	49	12	0
KEYTRUDA 10 mg/kg:	346	255	124	56	6	0
Docetaxel:	343	212	79	33	1	0

Neoadjuvant and adjuvant treatment of resectable NSCLC

The efficacy of KEYTRUDA in combination with neoadjuvant chemotherapy followed by surgery and continued adjuvant treatment with KEYTRUDA as a single agent was investigated in KEYNOTE-671 (NCT03425643), a multicenter, randomized, double-blind, placebo-controlled trial conducted in 797 patients with previously untreated and resectable Stage II, IIIA, or IIIB (N2) NSCLC by AJCC 8th edition. Patients were enrolled regardless of tumor PD-L1 expression. Patients with active autoimmune disease that required systemic therapy within 2 years of treatment, a medical condition that required immunosuppression, or a history of interstitial lung disease or pneumonitis that required steroids were ineligible. Randomization was stratified by stage (II vs. III), tumor PD-L1 expression (TPS ≥50% or <50%), histology (squamous vs. nonsquamous), and geographic region (East Asia vs. non-East Asia).

Patients were randomized (1:1) to one of the following treatment arms:

- Treatment Arm A: neoadjuvant KEYTRUDA 200 mg on Day 1 in combination with cisplatin 75 mg/m^2 and either pemetrexed 500 mg/m^2 on Day 1 or gemcitabine 1000 mg/m^2 on Days 1 and 8 of each 21-day cycle for up to 4 cycles. Within 4-12 weeks following surgery, KEYTRUDA 200 mg was administered every 3 weeks for up to 13 cycles.
- Treatment Arm B: neoadjuvant placebo on Day 1 in combination with cisplatin 75 mg/m^2 and either pemetrexed 500 mg/m^2 on Day 1 or gemcitabine 1000 mg/m^2 on Days 1 and 8 of each 21-day cycle for up to 4 cycles. Within 4-12 weeks following surgery, placebo was administered every 3 weeks for up to 13 cycles.

All study medications were administered via intravenous infusion. Treatment with KEYTRUDA or placebo continued until completion of the treatment (17 cycles), disease progression that precluded definitive surgery, disease recurrence in the adjuvant phase, disease progression for those who did not undergo surgery or had incomplete resection and entered the adjuvant phase, or unacceptable toxicity. Assessment of tumor status was performed at baseline, Week 7, and Week 13 in the neoadjuvant phase and within 4 weeks prior to the start of the adjuvant phase. Following the start of the adjuvant phase, assessment of tumor status was performed every 16 weeks through the end of Year 3, and then every 6 months thereafter.

The trial was not designed to isolate the effect of KEYTRUDA in each phase (neoadjuvant or adjuvant) of treatment.

The major efficacy outcome measures were OS and investigator-assessed event-free survival (EFS). Additional efficacy outcome measures were pathological complete response (pCR) rate and major pathological response (mPR) rate as assessed by blinded independent pathology review.

The study population characteristics were: median age of 64 years (range: 26 to 83); 45% age 65 or older and 7% age 75 or older; 71% male; 61% White, 31% Asian, 2% Black, 4% race not reported; 9% Hispanic or Latino; 63% ECOG PS of 0 and 37% ECOG PS of 1. Thirty percent had Stage II and 70% had Stage III disease; 33% had TPS ≥50% and 67% had TPS <50%; 43% had tumors with squamous histology and 57% had tumors with non-squamous histology; 31% were from the East Asian region.

Eighty-one percent of patients in the KEYTRUDA in combination with platinum-containing chemotherapy arm received definitive surgery compared to 76% of patients in the placebo in combination with platinum-containing chemotherapy arm.

The trial demonstrated statistically significant improvements in OS and EFS for patients randomized to KEYTRUDA in combination with platinum-containing chemotherapy followed by KEYTRUDA as a single agent compared with patients randomized to placebo in combination with platinum-containing chemotherapy followed by placebo alone.

Table 67 and Figure 10 summarize the efficacy results for KEYNOTE-671.

Table 67: Efficacy Results in KEYNOTE-671

Endpoint	**KEYTRUDA 200 mg every 3 weeks with chemotherapy/KEYTRUDA n=397**	**Placebo with chemotherapy/Placebo n=400**
OS		
Number of patients with event (%)	110 (28%)	144 (36%)
Median in months* (95% CI)	NR (NR, NR)	52.4 (45.7, NR)
Hazard ratio† (95% CI)	0.72 (0.56, 0.93)	
p-Value‡,§	0.0103	
EFS		
Number of patients with event (%)	139 (35%)	205 (51%)
Median in months* (95% CI)	NR (34.1, NR)	17.0 (14.3, 22.0)
Hazard ratio† (95% CI)	0.58 (0.46, 0.72)	
p-Value‡,¶	<0.0001	

* Based on Kaplan-Meier estimates
† Based on Cox regression model with treatment as a covariate stratified by stage, tumor PD-L1 expression, histology, and geographic region
‡ Based on stratified log-rank test
§ Compared to a two-sided p-Value boundary of 0.0109
¶ Compared to a two-sided p-Value boundary of 0.0092
NR = not reached

Figure 10: Kaplan-Meier Curve for Overall Survival in KEYNOTE-671

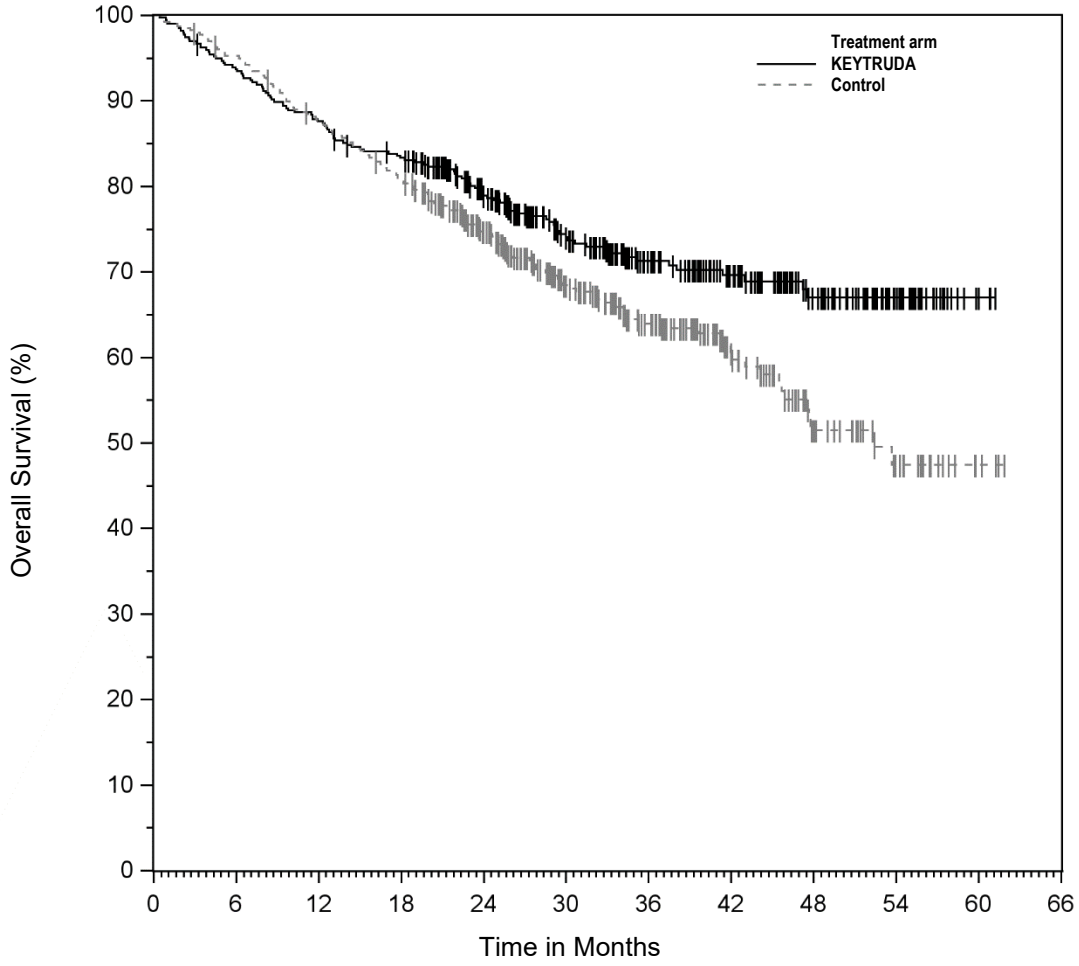

Number at Risk												
KEYTRUDA	397	371	347	327	277	205	148	108	69	32	4	0
Control	400	379	347	319	256	176	125	77	39	20	4	0

The trial demonstrated a statistically significant difference in pCR rate (18.1% vs. 4.0%; p<0.0001) and mPR rate (30.2% vs. 11.0%; p<0.0001).

Adjuvant treatment of resected NSCLC

The efficacy of KEYTRUDA was investigated in KEYNOTE-091 (NCT02504372), a multicenter, randomized, triple-blind, placebo-controlled trial conducted in 1177 patients with completely resected Stage IB (T2a ≥4 cm), II, or IIIA NSCLC by AJCC 7th edition. Patients had not received neoadjuvant radiotherapy or chemotherapy. Adjuvant chemotherapy up to 4 cycles was optional. Patients were ineligible if they had active autoimmune disease, were on chronic immunosuppressive agents, or had a history of interstitial lung disease or pneumonitis. Randomization was stratified by stage (IB vs. II vs. IIIA), receipt of adjuvant chemotherapy (yes vs. no), PD-L1 status (TPS <1% [negative] vs. TPS 1-49% vs. TPS ≥50%), and geographic region (Western Europe vs. Eastern Europe vs. Asia vs. Rest of World). Patients were randomized (1:1) to receive KEYTRUDA 200 mg or placebo intravenously every 3 weeks.

Treatment continued until RECIST v1.1-defined disease recurrence as determined by the investigator, unacceptable toxicity or up to one year. Tumor assessments were conducted every 12 weeks for the first year, then every 6 months for years 2 to 3, and then annually through year 5. After year 5, imaging was

performed as per local standard of care. The major efficacy outcome measure was investigator-assessed disease-free survival (DFS). An additional efficacy outcome measure was OS.

Of 1177 patients randomized, 1010 (86%) received adjuvant platinum-based chemotherapy following resection. Among these 1010 patients, the median age was 64 years (range: 35 to 84), 49% age 65 or older; 68% male; 77% White, 18% Asian; 86% current or former smokers; and 39% with ECOG PS of 1. Eleven percent had Stage IB, 57% had Stage II, and 31% had Stage IIIA disease. Thirty-nine percent had PD-L1 TPS <1% [negative], 33% had TPS 1-49%, and 28% had TPS ≥50%. Fifty-two percent were from Western Europe, 20% from Eastern Europe, 17% from Asia, and 11% from Rest of World.

The trial met its primary endpoint, demonstrating a statistically significant improvement in DFS in the overall population for patients randomized to the KEYTRUDA arm compared to patients randomized to the placebo arm. In an exploratory subgroup analysis of the 167 patients (14%) who did not receive adjuvant chemotherapy, the DFS HR was 1.25 (95% CI: 0.76, 2.05). OS results were not mature with only 42% of pre-specified OS events in the overall population.

Table 68 and Figure 11 summarize the efficacy results for KEYNOTE-091 in patients who received adjuvant chemotherapy.

Table 68: Efficacy Results in KEYNOTE-091 for Patients Who Received Adjuvant Chemotherapy

Endpoint	**KEYTRUDA 200 mg every 3 weeks n=506**	**Placebo n=504**
DFS		
Number (%) of patients with event	177 (35%)	231 (46%)
Median in months (95% CI)	58.7 (39.2, NR)	34.9 (28.6, NR)
Hazard ratio* (95% CI)	0.73 (0.60, 0.89)	

* Based on the unstratified univariate Cox regression model
NR = not reached

Figure 11: Kaplan-Meier Curve for Disease-Free Survival in KEYNOTE-091 for Patients Who Received Adjuvant Chemotherapy

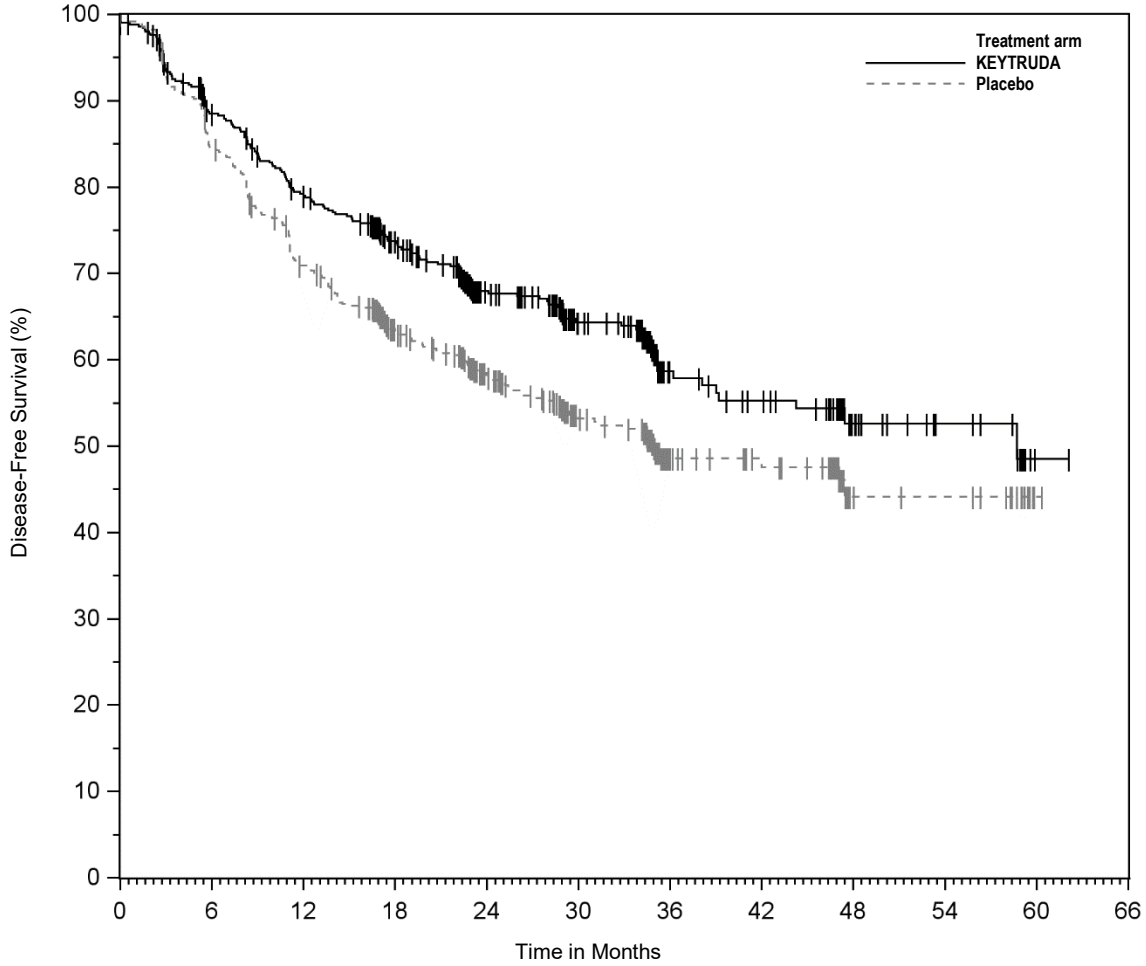

Number at Risk												
KEYTRUDA	506	422	372	308	227	158	71	61	27	16	1	0
Placebo	504	422	349	272	206	134	58	47	17	15	1	0

14.3 Head and Neck Squamous Cell Cancer

First-line treatment of metastatic or unresectable, recurrent HNSCC

The efficacy of KEYTRUDA was investigated in KEYNOTE-048 (NCT02358031), a randomized, multicenter, open-label, active-controlled trial conducted in 882 patients with metastatic HNSCC who had not previously received systemic therapy for metastatic disease or with recurrent disease who were considered incurable by local therapies. Patients with active autoimmune disease that required systemic therapy within two years of treatment or a medical condition that required immunosuppression were ineligible. Randomization was stratified by tumor PD-L1 expression (TPS ≥50% or <50%) according to the PD-L1 IHC 22C3 pharmDx kit, HPV status according to p16 IHC (positive or negative), and ECOG PS (0 vs. 1). Patients were randomized 1:1:1 to one of the following treatment arms:

- KEYTRUDA 200 mg intravenously every 3 weeks
- KEYTRUDA 200 mg intravenously every 3 weeks, carboplatin AUC 5 mg/mL/min intravenously every 3 weeks or cisplatin 100 mg/m^2 intravenously every 3 weeks, and FU 1000 mg/m^2/day as a continuous intravenous infusion over 96 hours every 3 weeks (maximum of 6 cycles of platinum and FU)

Reference ID: 5425674

- Cetuximab 400 mg/m^2 intravenously as the initial dose then 250 mg/m^2 intravenously once weekly, carboplatin AUC 5 mg/mL/min intravenously every 3 weeks or cisplatin 100 mg/m^2 intravenously every 3 weeks, and FU 1000 mg/m^2/day as a continuous intravenous infusion over 96 hours every 3 weeks (maximum of 6 cycles of platinum and FU)

Treatment with KEYTRUDA continued until RECIST v1.1-defined progression of disease as determined by the investigator, unacceptable toxicity, or a maximum of 24 months. Administration of KEYTRUDA was permitted beyond RECIST-defined disease progression if the patient was clinically stable and considered to be deriving clinical benefit by the investigator. Assessment of tumor status was performed at Week 9 and then every 6 weeks for the first year, followed by every 9 weeks through 24 months. A retrospective re-classification of patients' tumor PD-L1 status according to CPS using the PD-L1 IHC 22C3 pharmDx kit was conducted using the tumor specimens used for randomization.

The main efficacy outcome measures were OS and PFS as assessed by BICR according to RECIST v1.1 (modified to follow a maximum of 10 target lesions and a maximum of 5 target lesions per organ) sequentially tested in the subgroup of patients with CPS ≥20, the subgroup of patients with CPS ≥1, and the overall population.

The study population characteristics were: median age of 61 years (range: 20 to 94), 36% age 65 or older; 83% male; 73% White, 20% Asian and 2.4% Black; 61% had ECOG PS of 1; and 79% were former/current smokers. Twenty-two percent of patients' tumors were HPV-positive, 23% had PD-L1 TPS ≥50%, and 95% had Stage IV disease (Stage IVA 19%, Stage IVB 6%, and Stage IVC 70%). Eighty-five percent of patients' tumors had PD-L1 expression of CPS ≥1 and 43% had CPS ≥20.

The trial demonstrated a statistically significant improvement in OS for patients randomized to KEYTRUDA in combination with chemotherapy compared to those randomized to cetuximab in combination with chemotherapy at a pre-specified interim analysis in the overall population. Table 69 and Figure 12 summarize efficacy results for KEYTRUDA in combination with chemotherapy.

Table 69: Efficacy Results* for KEYTRUDA plus Platinum/Fluorouracil in KEYNOTE-048

Endpoint	KEYTRUDA 200 mg every 3 weeks Platinum FU n=281	Cetuximab Platinum FU n=278
OS		
Number (%) of patients with event	197 (70%)	223 (80%)
Median in months (95% CI)	13.0 (10.9, 14.7)	10.7 (9.3, 11.7)
Hazard ratio† (95% CI)	0.77 (0.63, 0.93)	
p-Value‡	0.0067	
PFS		
Number of patients with event (%)	244 (87%)	253 (91%)
Median in months (95% CI)	4.9 (4.7, 6.0)	5.1 (4.9, 6.0)
Hazard ratio† (95% CI)	0.92 (0.77, 1.10)	
p-Value‡	0.3394	
Objective Response Rate		
ORR§ (95% CI)	36% (30.0, 41.5)	36% (30.7, 42.3)
Complete response rate	6%	3%
Partial response rate	30%	33%
Duration of Response		
Median in months (range)	6.7 (1.6+, 30.4+)	4.3 (1.2+, 27.9+)

* Results at a pre-specified interim analysis
† Based on the stratified Cox proportional hazard model
‡ Based on stratified log-rank test
§ Response: Best objective response as confirmed complete response or partial response

At the pre-specified final OS analysis for the ITT population, the hazard ratio was 0.72 (95% CI: 0.60, 0.87). In addition, KEYNOTE-048 demonstrated a statistically significant improvement in OS for the subgroups of patients with PD-L1 CPS ≥1 (HR=0.65, 95% CI: 0.53, 0.80) and CPS ≥20 (HR=0.60, 95% CI: 0.45, 0.82).

Reference ID: 5425674

Figure 12: Kaplan-Meier Curve for Overall Survival for KEYTRUDA plus Platinum/Fluorouracil in KEYNOTE-048*

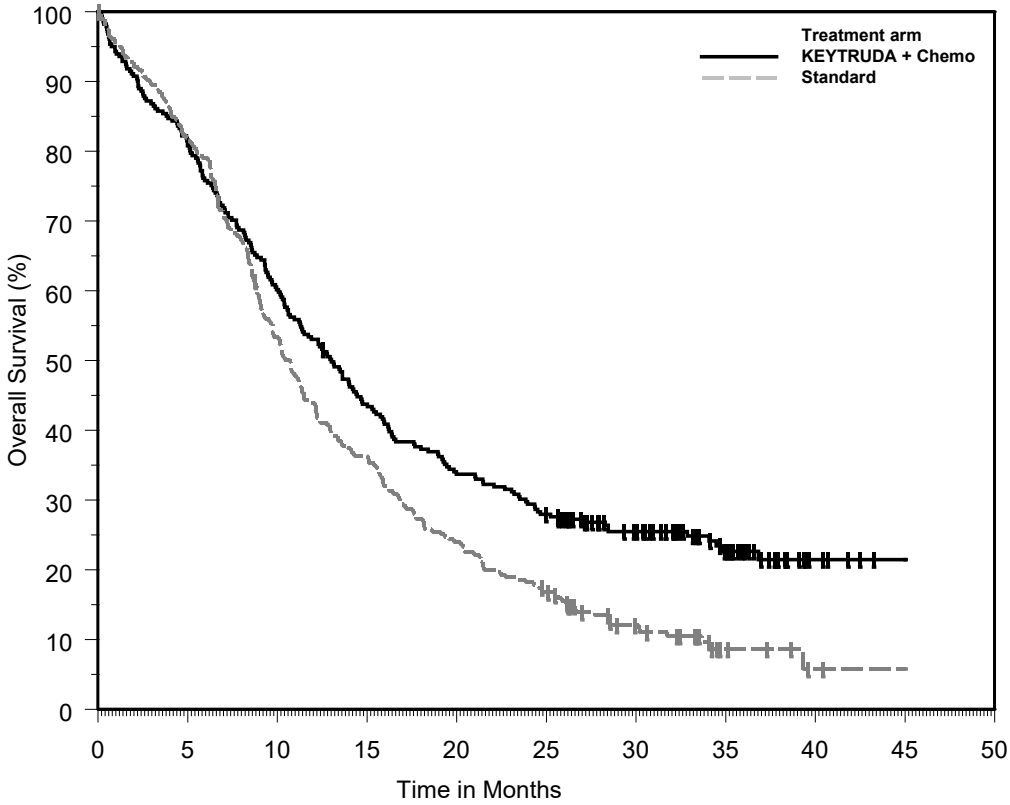

Number at Risk											
KEYTRUDA + Chemo:	281	227	169	122	94	77	55	29	5	0	0
Standard:	278	227	147	100	66	45	23	6	1	0	0

* At the time of the protocol-specified final analysis.

The trial also demonstrated a statistically significant improvement in OS for the subgroup of patients with PD-L1 CPS ≥1 randomized to KEYTRUDA as a single agent compared to those randomized to cetuximab in combination with chemotherapy at a pre-specified interim analysis. At the time of the interim and final analyses, there was no significant difference in OS between the KEYTRUDA single agent arm and the control arm for the overall population.

Table 70 summarizes efficacy results for KEYTRUDA as a single agent in the subgroups of patients with CPS ≥1 HNSCC and CPS ≥20 HNSCC. Figure 13 summarizes the OS results in the subgroup of patients with CPS ≥1 HNSCC.

Table 70: Efficacy Results* for KEYTRUDA as a Single Agent in KEYNOTE-048 (CPS ≥1 and CPS ≥20)

Endpoint	CPS ≥1		CPS ≥20	
	KEYTRUDA 200 mg every 3 weeks n=257	Cetuximab Platinum FU n=255	KEYTRUDA 200 mg every 3 weeks n=133	Cetuximab Platinum FU n=122
OS				
Number of events (%)	177 (69%)	206 (81%)	82 (62%)	95 (78%)
Median in months (95% CI)	12.3 (10.8, 14.9)	10.3 (9.0, 11.5)	14.9 (11.6, 21.5)	10.7 (8.8, 12.8)
Hazard ratio† (95% CI)	0.78 (0.64, 0.96)		0.61 (0.45, 0.83)	
p-Value‡	0.0171		0.0015	
PFS				
Number of events (%)	225 (88%)	231 (91%)	113 (85%)	111 (91%)
Median in months (95% CI)	3.2 (2.2, 3.4)	5.0 (4.8, 5.8)	3.4 (3.2, 3.8)	5.0 (4.8, 6.2)
Hazard ratio† (95% CI)	1.15 (0.95, 1.38)		0.97 (0.74, 1.27)	
Objective Response Rate				
ORR§ (95% CI)	19% (14.5, 24.4)	35% (29.1, 41.1)	23% (16.4, 31.4)	36% (27.6, 45.3)
Complete response rate	5%	3%	8%	3%
Partial response rate	14%	32%	16%	33%
Duration of Response				
Median in months (range)	20.9 (1.5+, 34.8+)	4.5 (1.2+, 28.6+)	20.9 (2.7, 34.8+)	4.2 (1.2+, 22.3+)

* Results at a pre-specified interim analysis
† Based on the stratified Cox proportional hazard model
‡ Based on a stratified log-rank test
§ Response: Best objective response as confirmed complete response or partial response

At the pre-specified final OS analysis comparing KEYTRUDA as a single agent to cetuximab in combination with chemotherapy, the hazard ratio for the subgroup of patients with CPS ≥1 was 0.74 (95% CI: 0.61, 0.90) and the hazard ratio for the subgroup of patients with CPS ≥20 was 0.58 (95% CI: 0.44, 0.78).

In an exploratory subgroup analysis for patients with CPS 1-19 HNSCC at the time of the pre-specified final OS analysis, the median OS was 10.8 months (95% CI: 9.0, 12.6) for KEYTRUDA as a single agent and 10.1 months (95% CI: 8.7, 12.1) for cetuximab in combination with chemotherapy, with an HR of 0.86 (95% CI: 0.66, 1.12).

Figure 13: Kaplan-Meier Curve for Overall Survival for KEYTRUDA as a Single Agent in KEYNOTE-048 (CPS ≥1)*

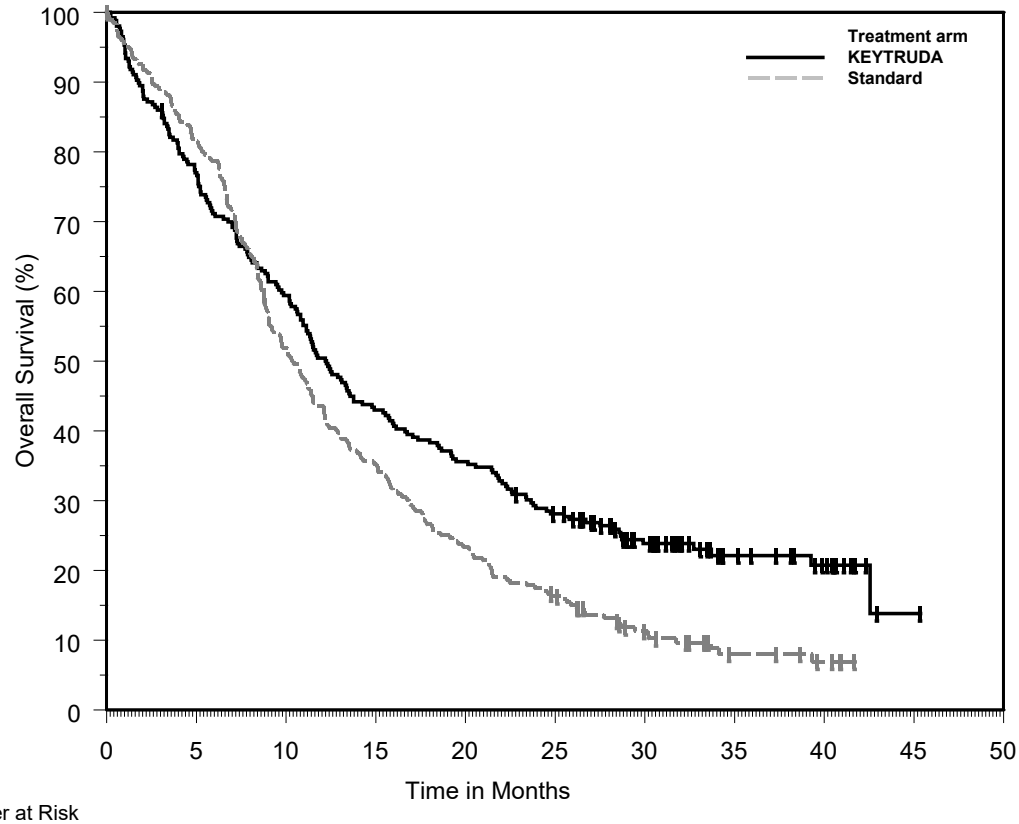

Number at Risk											
KEYTRUDA:	257	197	152	110	91	70	43	21	13	1	0
Standard:	255	207	131	89	59	40	21	9	5	0	0

* At the time of the protocol-specified final analysis.

Previously treated recurrent or metastatic HNSCC

The efficacy of KEYTRUDA was investigated in KEYNOTE-012 (NCT01848834), a multicenter, non-randomized, open-label, multi-cohort study that enrolled 174 patients with recurrent or metastatic HNSCC who had disease progression on or after platinum-containing chemotherapy administered for recurrent or metastatic HNSCC or following platinum-containing chemotherapy administered as part of induction, concurrent, or adjuvant therapy. Patients with active autoimmune disease, a medical condition that required immunosuppression, evidence of interstitial lung disease, or ECOG PS ≥2 were ineligible.

Patients received KEYTRUDA 10 mg/kg every 2 weeks (n=53) or 200 mg every 3 weeks (n=121) until unacceptable toxicity or disease progression that was symptomatic, was rapidly progressive, required urgent intervention, occurred with a decline in performance status, or was confirmed at least 4 weeks later with repeat imaging. Patients without disease progression were treated for up to 24 months. Treatment with pembrolizumab could be reinitiated for subsequent disease progression and administered for up to 1 additional year. Assessment of tumor status was performed every 8 weeks. The major efficacy outcome measures were ORR according to RECIST v1.1, modified to follow a maximum of 10 target lesions and a maximum of 5 target lesions per organ, as assessed by BICR, and DoR.

The study population characteristics were median age of 60 years, 32% age 65 or older; 82% male; 75% White, 16% Asian, and 6% Black; 87% had M1 disease; 33% had HPV positive tumors; 63% had prior cetuximab; 29% had an ECOG PS of 0 and 71% had an ECOG PS of 1; and the median number of prior lines of therapy administered for the treatment of HNSCC was 2.

The ORR was 16% (95% CI: 11, 22) with a complete response rate of 5%. The median follow-up time was 8.9 months. Among the 28 responding patients, the median DoR had not been reached (range: 2.4+ to 27.7+ months), with 23 patients having responses of 6 months or longer. The ORR and DoR were similar irrespective of dosage regimen (10 mg/kg every 2 weeks or 200 mg every 3 weeks) or HPV status.

14.4 Classical Hodgkin Lymphoma

KEYNOTE-204

The efficacy of KEYTRUDA was investigated in KEYNOTE-204 (NCT02684292), a randomized, open-label, active controlled trial conducted in 304 patients with relapsed or refractory cHL. The trial enrolled adults with relapsed or refractory disease after at least one multi-agent chemotherapy regimen. Patients were randomized (1:1) to receive:

- KEYTRUDA 200 mg intravenously every 3 weeks or
- Brentuximab vedotin (BV) 1.8 mg/kg intravenously every 3 weeks

Treatment was continued until unacceptable toxicity, disease progression, or a maximum of 35 cycles (up to approximately 2 years). Disease assessment was performed every 12 weeks. Randomization was stratified by prior autologous HSCT (yes vs. no) and disease status after frontline therapy (primary refractory vs. relapse <12 months after completion vs. relapse ≥12 months after completion). The main efficacy measure was PFS as assessed by BICR using 2007 revised International Working Group criteria.

The study population characteristics were: median age of 35 years (range: 18 to 84); 57% male; 77% White, 9% Asian, 3.9% Black. The median number of prior therapies was 2 (range: 1 to 10) in the KEYTRUDA arm and 3 (range: 1 to 11) in the BV arm, with 18% in both arms having 1 prior line. Forty-two percent of patients were refractory to the last prior therapy, 29% had primary refractory disease, 37% had prior autologous HSCT, 5% had received prior BV, and 39% had prior radiation therapy.

Efficacy is summarized in Table 71 and Figure 14.

Table 71: Efficacy Results in Patients with cHL in KEYNOTE-204

Endpoint	KEYTRUDA 200 mg every 3 weeks n=151	Brentuximab Vedotin 1.8 mg/kg every 3 weeks n=153
PFS		
Number of patients with event (%)	81 (54%)	88 (58%)
Median in months (95% CI)*	13.2 (10.9, 19.4)	8.3 (5.7, 8.8)
Hazard ratio† (95% CI)	0.65 (0.48, 0.88)	
p-Value‡	0.0027	
Objective Response Rate		
ORR§ (95% CI)	66% (57, 73)	54% (46, 62)
Complete response	25%	24%
Partial response	41%	30%
Duration of Response		
Median in months (range)*	20.7 (0.0+, 33.2+)	13.8 (0.0+, 33.9+)

* Based on Kaplan-Meier estimates.
† Based on the stratified Cox proportional hazard model.
‡ Based on a stratified log-rank test. One-sided p-Value, with a prespecified boundary of 0.0043.
§ Difference in ORR is not statistically significant.
\+ Denotes a censored value.

Figure 14: Kaplan-Meier Curve for Progression-Free Survival in KEYNOTE-204

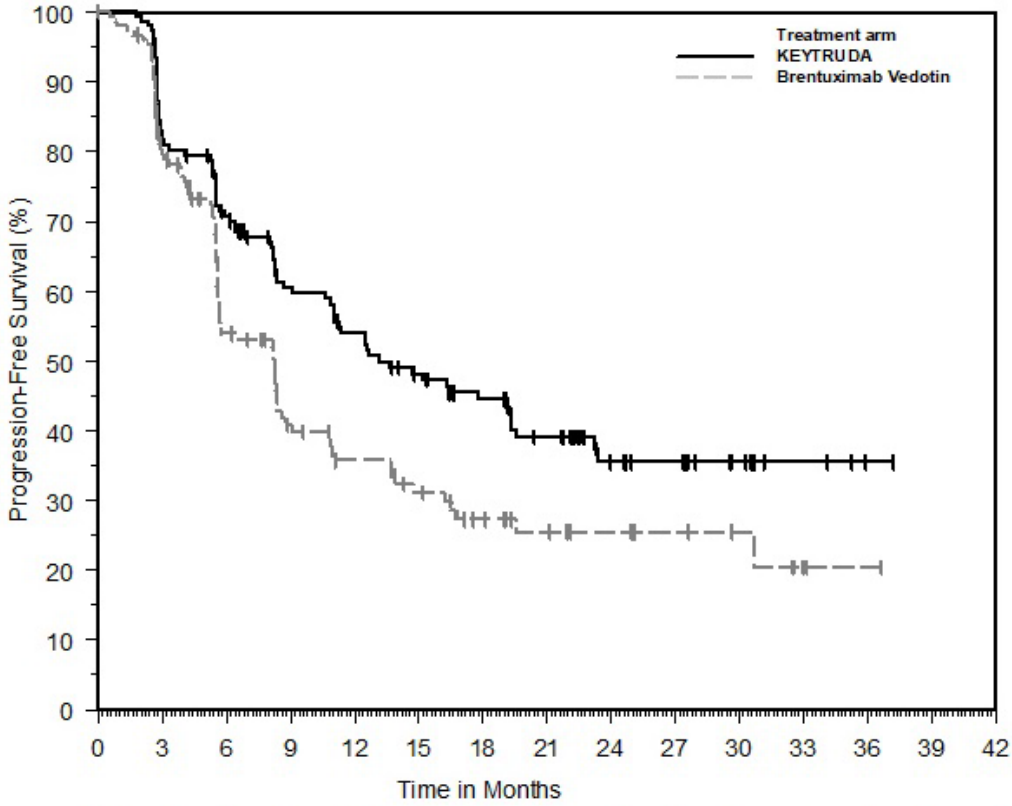

Number at Risk															
KEYTRUDA:	151	116	96	74	65	55	44	35	18	15	9	4	1	0	0
Brentuximab Vedotin:	153	103	63	41	32	26	19	14	10	7	5	2	1	0	0

KEYNOTE-087

The efficacy of KEYTRUDA was investigated in KEYNOTE-087 (NCT02453594), a multicenter, non-randomized, open-label trial in 210 patients with relapsed or refractory cHL. Patients with active, non-infectious pneumonitis, an allogeneic HSCT within the past 5 years (or >5 years but with symptoms of GVHD), active autoimmune disease, a medical condition that required immunosuppression, or an active infection requiring systemic therapy were ineligible for the trial. Patients received KEYTRUDA 200 mg intravenously every 3 weeks until unacceptable toxicity or documented disease progression, or for up to 24 months in patients who did not progress. Disease assessment was performed every 12 weeks. The major efficacy outcome measures (ORR, Complete Response Rate, and DoR) were assessed by BICR according to the 2007 revised International Working Group (IWG) criteria.

The study population characteristics were: median age of 35 years (range: 18 to 76), 9% age 65 or older; 54% male; 88% White; and 49% ECOG PS of 0 and 51% ECOG PS of 1. The median number of prior lines of therapy administered for the treatment of cHL was 4 (range: 1 to 12). Fifty-eight percent were refractory to the last prior therapy, including 35% with primary refractory disease and 14% whose disease was chemo-refractory to all prior regimens. Sixty-one percent of patients had undergone prior autologous HSCT, 83% had received prior brentuximab vedotin and 36% of patients had prior radiation therapy.

Efficacy results for KEYNOTE-087 are summarized in Table 72.

Table 72: Efficacy Results in Patients with cHL in KEYNOTE-087

Endpoint	KEYTRUDA 200 mg every 3 weeks n=210*
Objective Response Rate	
ORR (95% CI)	69% (62, 75)
Complete response rate	22%
Partial response rate	47%
Duration of Response	
Median in months (range)	11.1 (0.0+, 11.1)†

* Median follow-up time of 9.4 months
† Based on patients (n=145) with a response by independent review

14.5 Primary Mediastinal Large B-Cell Lymphoma

The efficacy of KEYTRUDA was investigated in KEYNOTE-170 (NCT02576990), a multicenter, open-label, single-arm trial in 53 patients with relapsed or refractory PMBCL. Patients were not eligible if they had active non-infectious pneumonitis, allogeneic HSCT within the past 5 years (or >5 years but with symptoms of GVHD), active autoimmune disease, a medical condition that required immunosuppression, or an active infection requiring systemic therapy. Patients were treated with KEYTRUDA 200 mg intravenously every 3 weeks until unacceptable toxicity or documented disease progression, or for up to 24 months for patients who did not progress. Disease assessments were performed every 12 weeks and assessed by BICR according to the 2007 revised IWG criteria. The efficacy outcome measures were ORR and DoR.

The study population characteristics were: median age of 33 years (range: 20 to 61 years); 43% male; 92% White; and 43% ECOG PS of 0 and 57% ECOG PS of 1. The median number of prior lines of therapy administered for the treatment of PMBCL was 3 (range 2 to 8). Thirty-six percent had primary refractory disease, 49% had relapsed disease refractory to the last prior therapy, and 15% had untreated relapse. Twenty-six percent of patients had undergone prior autologous HSCT, and 32% of patients had prior radiation therapy. All patients had received rituximab as part of a prior line of therapy.

For the 24 responders, the median time to first objective response (complete or partial response) was 2.8 months (range 2.1 to 8.5 months). Efficacy results for KEYNOTE-170 are summarized in Table 73.

Table 73: Efficacy Results in Patients with PMBCL in KEYNOTE-170

Endpoint	KEYTRUDA 200 mg every 3 weeks n=53*
Objective Response Rate	
ORR (95% CI)	45% (32, 60)
Complete response rate	11%
Partial response rate	34%
Duration of Response	
Median in months (range)	NR (1.1+, 19.2+)†

* Median follow-up time of 9.7 months
† Based on patients (n=24) with a response by independent review
NR = not reached

14.6 Urothelial Cancer

<u>In Combination with Enfortumab Vedotin for the Treatment of Patients with Urothelial Cancer</u>

The efficacy of KEYTRUDA in combination with enfortumab vedotin was evaluated in KEYNOTE-A39 (NCT04223856), an open-label, randomized, multicenter trial that enrolled 886 patients with locally advanced or metastatic urothelial cancer who received no prior systemic therapy for locally advanced or metastatic disease. Patients with active CNS metastases, ongoing sensory or motor neuropathy Grade ≥2, or uncontrolled diabetes defined as hemoglobin A1C (HbA1c) ≥8% or HbA1c ≥7% with associated diabetes symptoms were excluded.

Patients were randomized 1:1 to receive either:

Reference ID: 5425674

- KEYTRUDA 200 mg over 30 minutes on Day 1 and enfortumab vedotin 1.25 mg/kg on Days 1 and 8 of each 21-day cycle. KEYTRUDA was given approximately 30 minutes after enfortumab vedotin. Treatment was continued until disease progression or unacceptable toxicity. In the absence of disease progression or unacceptable toxicity, KEYTRUDA was continued for up to 2 years.
- Gemcitabine 1000 mg/m^2 on Days 1 and 8 of a 21-day cycle with cisplatin 70 mg/m^2 or carboplatin (AUC = 4.5 or 5) on Day 1 of a 21-day cycle. Treatment was continued until disease progression or unacceptable toxicity for up to 6 cycles.

Randomization was stratified by cisplatin eligibility, PD-L1 expression, and presence of liver metastases.

The median age was 69 years (range: 22 to 91); 77% were male; 67% were White, 22% were Asian, 1% were Black or African American, and 10% were unknown or other; 12% were Hispanic or Latino. Patients had a baseline ECOG performance status of 0 (49%), 1 (47%), or 2 (3%). Forty-seven percent of patients had a documented baseline HbA1c of <5.7%. At baseline, 95% of patients had metastatic urothelial cancer, including 72% with visceral and 22% with liver metastases, and 5% had locally advanced urothelial cancer. Eighty-five percent of patients had urothelial carcinoma (UC) histology including 6% with UC mixed squamous differentiation and 2% with UC mixed other histologic variants. Forty-six percent of patients were considered cisplatin-ineligible and 54% were considered cisplatin-eligible at time of randomization.

The major efficacy outcome measures were OS and PFS as assessed by BICR according to RECIST v1.1. Additional efficacy outcome measures included ORR as assessed by BICR.

The trial demonstrated statistically significant improvements in OS, PFS, and ORR for patients randomized to KEYTRUDA in combination with enfortumab vedotin as compared to platinum-based chemotherapy. Efficacy results were consistent across all stratified patient subgroups.

Table 74 and Figures 15 and 16 summarize the efficacy results for KEYNOTE-A39.

Table 74: Efficacy Results in KEYNOTE-A39

Endpoint	**KEYTRUDA 200 mg every 3 weeks in combination with Enfortumab Vedotin n=442**	**Cisplatin or carboplatin with gemcitabine n=444**
OS		
Number (%) of patients with event	133 (30%)	226 (51%)
Median in months (95% CI)	31.5 (25.4, NR)	16.1 (13.9, 18.3)
Hazard ratio* (95% CI)	0.47 (0.38, 0.58)	
p-Value†	<0.0001	
PFS		
Number (%) of patients with event	223 (50%)	307 (69%)
Median in months (95% CI)	12.5 (10.4, 16.6)	6.3 (6.2, 6.5)
Hazard ratio* (95% CI)	0.45 (0.38, 0.54)	
p-Value†	<0.0001	
Confirmed Objective Response Rate‡		
ORR§ % (95% CI)	68% (63, 72)	44% (40, 49)
p-Value¶	<0.0001	
Complete response	29%	12%
Partial response	39%	32%

* Based on the stratified Cox proportional hazard regression model
† Two-sided p-Value based on stratified log-rank test
‡ Includes only patients with measurable disease at baseline (n=437 for KEYTRUDA in combination with enfortumab vedotin, n=441 for chemotherapy).
§ Based on patients with a best overall response as confirmed complete or partial response
¶ Two-sided p-Value based on Cochran-Mantel-Haenszel test stratified by PD-L1 expression, cisplatin eligibility and liver metastases
NR = not reached

Reference ID: 5425674

Figure 15: Kaplan-Meier Curve for Overall Survival in KEYNOTE-A39

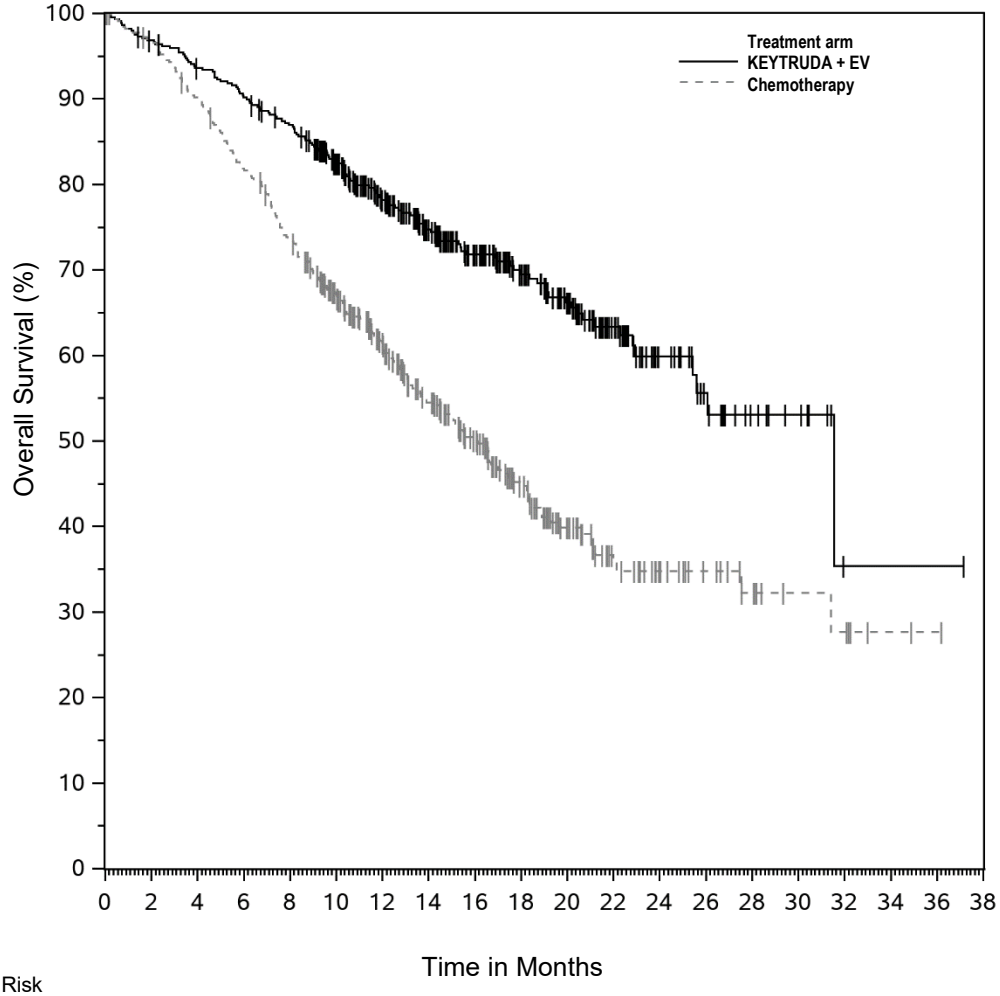

Number at Risk																			
KEYTRUDA + EV	442	426	409	394	376	331	270	222	182	141	108	67	36	22	12	8	1	1	1	0
Chemotherapy	444	423	393	356	317	263	209	164	125	90	60	37	25	18	12	7	6	2	1	0

Figure 16: Kaplan-Meier Curve for Progression-Free Survival in KEYNOTE-A39

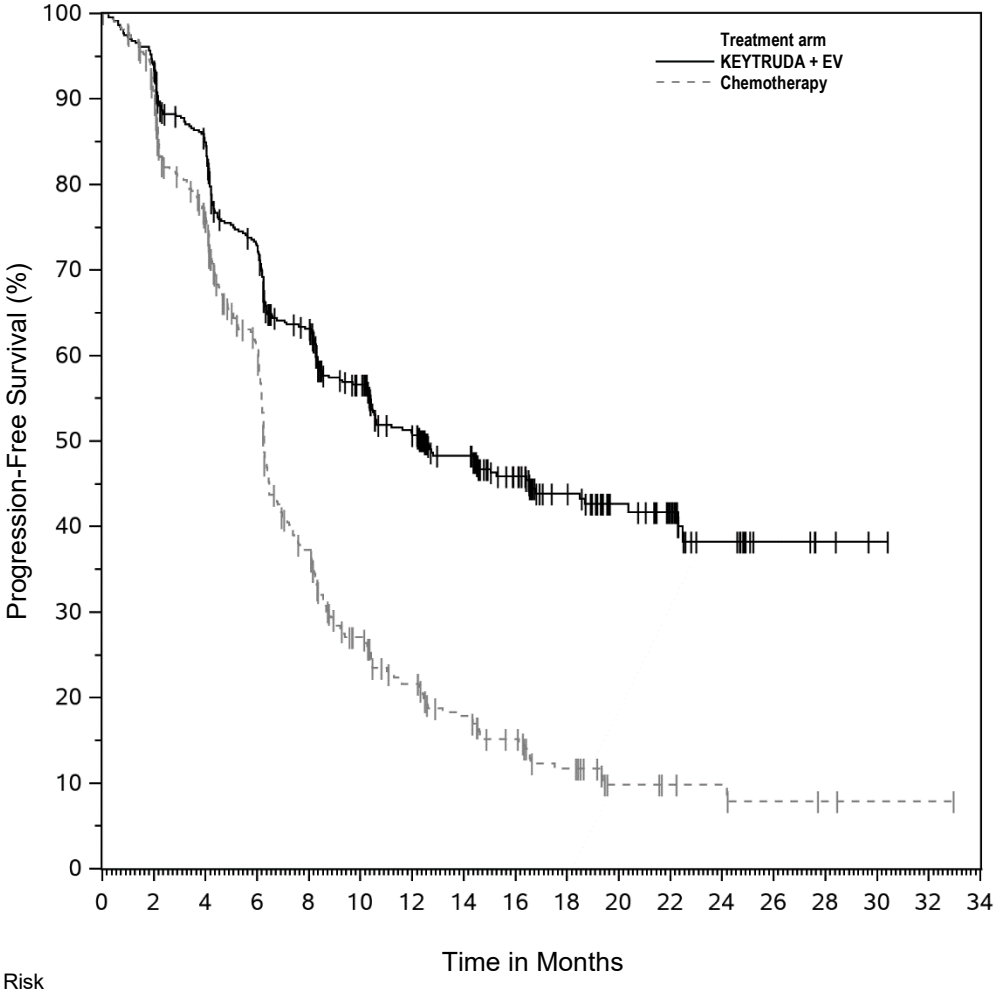

Number at Risk																		
KEYTRUDA + EV	442	409	361	303	253	204	167	132	102	73	45	33	17	6	3	1	0	
Chemotherapy	444	380	297	213	124	78	56	41	30	19	8	6	5	3	2	1	1	0

<u>In Combination with Enfortumab Vedotin for the Treatment of Cisplatin-Ineligible Patients with Urothelial Cancer</u>

The efficacy of KEYTRUDA in combination with enfortumab vedotin was evaluated in KEYNOTE-869 (NCT03288545), an open-label, multi-cohort (dose escalation cohort, Cohort A, Cohort K) study in patients with locally advanced or metastatic urothelial cancer who were ineligible for cisplatin-containing chemotherapy and received no prior systemic therapy for locally advanced or metastatic disease. Patients with active CNS metastases, ongoing sensory or motor neuropathy Grade ≥2, or uncontrolled diabetes defined as hemoglobin A1C (HbA1c) ≥8% or HbA1c ≥7% with associated diabetes symptoms were excluded from participating in the study.

Patients in the dose escalation cohort (n=5), Cohort A (n=40), and Cohort K (n=76) received enfortumab vedotin 1.25 mg/kg as an IV infusion over 30 minutes on Days 1 and 8 of a 21-day cycle followed by KEYTRUDA 200 mg as an IV infusion on Day 1 of a 21-day cycle approximately 30 minutes after enfortumab vedotin. Patients were treated until disease progression or unacceptable toxicity.

A total of 121 patients received KEYTRUDA in combination with enfortumab vedotin. The median age was 71 years (range: 51 to 91); 74% were male; 85% were White, 5% were Black, 4% were Asian and 6% were other, unknown or not reported. Ten percent of patients were Hispanic or Latino. Forty-five

percent of patients had an ECOG performance status of 1 and 15% had an ECOG performance status of 2. Forty-seven percent of patients had a documented baseline HbA1c of <5.7%. Reasons for cisplatin-ineligibility included: 60% with baseline creatinine clearance of 30-59 mL/min, 10% with ECOG PS of 2, 13% with Grade 2 or greater hearing loss, and 16% with more than one cisplatin-ineligibility criteria.

At baseline, 97.5% of patients had metastatic urothelial cancer and 2.5% of patients had locally advanced urothelial cancer. Thirty-seven percent of patients had upper tract disease. Eighty-four percent of patients had visceral metastasis at baseline, including 22% with liver metastases. Thirty-nine percent of patients had TCC histology; 13% had TCC with squamous differentiation, and 48% had TCC with other histologic variants.

The major efficacy outcome measures were ORR and DoR as assessed by BICR according to RECIST v1.1.

The median follow-up time for the dose escalation cohort + Cohort A was 44.7 months (range 0.7 to 52.4) and for Cohort K was 14.8 months (range: 0.6 to 26.2).

Efficacy results are presented in Table 75 below.

Table 75: Efficacy Results in KEYNOTE-869, Combined Dose Escalation Cohort, Cohort A, and Cohort K

Endpoint	KEYTRUDA in combination with Enfortumab Vedotin n=121
Confirmed ORR (95% CI)	68% (58.7, 76.0)
Complete response rate	12%
Partial response rate	55%

The median duration of response for the dose escalation cohort + Cohort A was 22.1 months (range: 1.0+ to 46.3+) and for Cohort K was not reached (range: 1.2 to 24.1+).

Platinum-Ineligible Patients with Urothelial Carcinoma

The efficacy of KEYTRUDA was investigated in KEYNOTE-052 (NCT02335424), a multicenter, open-label, single-arm trial in 370 patients with locally advanced or metastatic urothelial carcinoma who had one or more comorbidities, including patients who were not eligible for any platinum-containing chemotherapy. The trial excluded patients with autoimmune disease or a medical condition that required immunosuppression. Patients received KEYTRUDA 200 mg every 3 weeks until unacceptable toxicity or disease progression. Patients with initial radiographic disease progression could receive additional doses of treatment during confirmation of progression unless disease progression was symptomatic, was rapidly progressive, required urgent intervention, or occurred with a decline in performance status. Patients without disease progression could be treated for up to 24 months. Tumor response assessments were performed at 9 weeks after the first dose, then every 6 weeks for the first year, and then every 12 weeks thereafter. The major efficacy outcome measures were ORR and DoR as assessed by BICR according to RECIST v1.1, modified to follow a maximum of 10 target lesions and a maximum of 5 target lesions per organ.

The study population characteristics were: median age of 74 years; 77% male; and 89% White. Eighty-seven percent had M1 disease, and 13% had M0 disease. Eighty-one percent had a primary tumor in the lower tract, and 19% of patients had a primary tumor in the upper tract. Eighty-five percent of patients had visceral metastases, including 21% with liver metastases. Fifty percent of patients had baseline creatinine clearance of <60 mL/min, 32% had ECOG PS of 2, 9% had ECOG PS of 2 and baseline creatinine clearance of <60 mL/min, and 9% had one or more of Class III heart failure, Grade 2 or greater peripheral neuropathy, and Grade 2 or greater hearing loss. Ninety percent of patients were treatment naïve, and 10% received prior adjuvant or neoadjuvant platinum-based chemotherapy.

The median follow-up time for 370 patients treated with KEYTRUDA was 11.4 months (range 0.1 to 63.8 months). Efficacy results are summarized in Table 76.

Reference ID: 5425674

Table 76: Efficacy Results in KEYNOTE-052

Endpoint	KEYTRUDA 200 mg every 3 weeks
	All Subjects n=370
Objective Response Rate	
ORR (95% CI)	29% (24, 34)
Complete response rate	10%
Partial response rate	20%
Duration of Response	
Median in months (range)	33.4 (1.4+, 60.7+)

\+ Denotes ongoing response

Platinum-Eligible Patients with Previously Untreated Urothelial Carcinoma

The efficacy of KEYTRUDA for the first-line treatment of platinum-eligible patients with locally advanced or metastatic urothelial carcinoma was investigated in KEYNOTE-361 (NCT02853305), a multicenter, randomized, open-label, active-controlled study in 1010 previously untreated patients. The safety and efficacy of KEYTRUDA in combination with platinum-based chemotherapy for previously untreated patients with locally advanced or metastatic urothelial carcinoma has not been established.

The study compared KEYTRUDA with or without platinum-based chemotherapy (i.e., cisplatin or carboplatin with gemcitabine) to platinum-based chemotherapy alone. Among the patients receiving KEYTRUDA plus platinum-based chemotherapy, 44% received cisplatin and 56% received carboplatin.

The study did not meet its major efficacy outcome measures of improved PFS or OS in the KEYTRUDA plus chemotherapy arm compared to the chemotherapy-alone arm. Additional efficacy endpoints, including improvement of OS in the KEYTRUDA monotherapy arm, could not be formally tested.

Previously Treated Urothelial Carcinoma

The efficacy of KEYTRUDA was investigated in KEYNOTE-045 (NCT02256436), a multicenter, randomized (1:1), active-controlled trial in 542 patients with locally advanced or metastatic urothelial carcinoma with disease progression on or after platinum-containing chemotherapy. The trial excluded patients with autoimmune disease or a medical condition that required immunosuppression.

Patients were randomized to receive either KEYTRUDA 200 mg every 3 weeks (n=270) or investigator's choice of any of the following chemotherapy regimens all given intravenously every 3 weeks (n=272): paclitaxel 175 mg/m^2 (n=90), docetaxel 75 mg/m^2 (n=92), or vinflunine 320 mg/m^2 (n=90). Treatment continued until unacceptable toxicity or disease progression. Patients with initial radiographic disease progression could receive additional doses of treatment during confirmation of progression unless disease progression was symptomatic, was rapidly progressive, required urgent intervention, or occurred with a decline in performance status. Patients without disease progression could be treated for up to 24 months. Assessment of tumor status was performed at 9 weeks after randomization, then every 6 weeks through the first year, followed by every 12 weeks thereafter. The major efficacy outcomes were OS and PFS as assessed by BICR per RECIST v1.1, modified to follow a maximum of 10 target lesions and a maximum of 5 target lesions per organ. Additional efficacy outcome measures were ORR as assessed by BICR per RECIST v1.1, modified to follow a maximum of 10 target lesions and a maximum of 5 target lesions per organ, and DoR.

The study population characteristics were: median age of 66 years (range: 26 to 88), 58% age 65 or older; 74% male; 72% White and 23% Asian; 42% ECOG PS of 0 and 56% ECOG PS of 1; and 96% M1 disease and 4% M0 disease. Eighty-seven percent of patients had visceral metastases, including 34% with liver metastases. Eighty-six percent had a primary tumor in the lower tract and 14% had a primary tumor in the upper tract. Fifteen percent of patients had disease progression following prior platinum-containing neoadjuvant or adjuvant chemotherapy. Twenty-one percent had received 2 or more prior systemic regimens in the metastatic setting. Seventy-six percent of patients received prior cisplatin, 23% had prior carboplatin, and 1% were treated with other platinum-based regimens.

Reference ID: 5425674

The study demonstrated statistically significant improvements in OS and ORR for patients randomized to KEYTRUDA as compared to chemotherapy. There was no statistically significant difference between KEYTRUDA and chemotherapy with respect to PFS. The median follow-up time for this trial was 9.0 months (range: 0.2 to 20.8 months). Table 77 and Figure 17 summarize the efficacy results for KEYNOTE-045.

Table 77: Efficacy Results in KEYNOTE-045

	KEYTRUDA 200 mg every 3 weeks n=270	**Chemotherapy n=272**
OS		
Deaths (%)	155 (57%)	179 (66%)
Median in months (95% CI)	10.3 (8.0, 11.8)	7.4 (6.1, 8.3)
Hazard ratio* (95% CI)	0.73 (0.59, 0.91)	
p-Value (stratified log-rank)	0.004	
PFS by BICR		
Events (%)	218 (81%)	219 (81%)
Median in months (95% CI)	2.1 (2.0, 2.2)	3.3 (2.3, 3.5)
Hazard ratio* (95% CI)	0.98 (0.81, 1.19)	
p-Value (stratified log-rank)	0.833	
Objective Response Rate		
ORR (95% CI)	21% (16, 27)	11% (8, 16)
Complete response rate	7%	3%
Partial response rate	14%	8%
p-Value (Miettinen-Nurminen)	0.002	
Median duration of response in months (range)	NR (1.6+, 15.6+)	4.3 (1.4+, 15.4+)

* Hazard ratio (KEYTRUDA compared to chemotherapy) based on the stratified Cox proportional hazard model
\+ Denotes ongoing response
NR = not reached

Figure 17: Kaplan-Meier Curve for Overall Survival in KEYNOTE-045

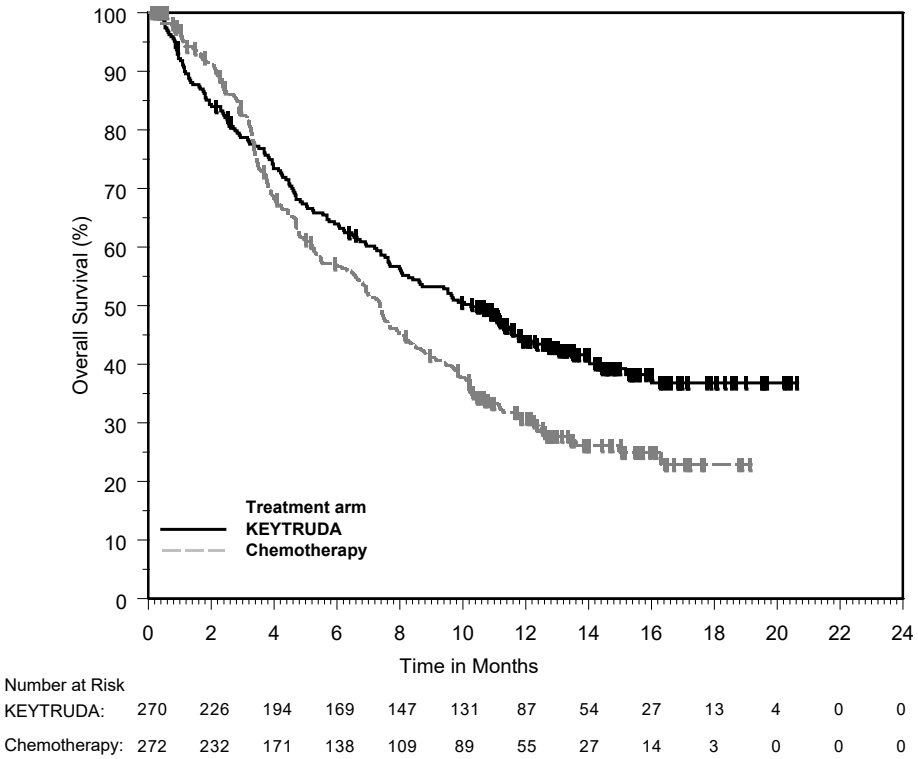

Reference ID: 5425674

BCG-unresponsive High-Risk Non-Muscle Invasive Bladder Cancer

The efficacy of KEYTRUDA was investigated in KEYNOTE-057 (NCT02625961), a multicenter, open-label, single-arm trial in 96 patients with Bacillus Calmette-Guerin (BCG)-unresponsive, high-risk, non-muscle invasive bladder cancer (NMIBC) with carcinoma in situ (CIS) with or without papillary tumors who are ineligible for or have elected not to undergo cystectomy. BCG-unresponsive high-risk NMIBC was defined as persistent disease despite adequate BCG therapy, disease recurrence after an initial tumor-free state following adequate BCG therapy, or T1 disease following a single induction course of BCG. Adequate BCG therapy was defined as administration of at least five of six doses of an initial induction course plus either of: at least two of three doses of maintenance therapy or at least two of six doses of a second induction course. Prior to treatment, all patients had undergone transurethral resection of bladder tumor (TURBT) to remove all resectable disease (Ta and T1 components). Residual CIS (Tis components) not amenable to complete resection was allowed. The trial excluded patients with muscle invasive (i.e., T2, T3, T4) locally advanced non-resectable or metastatic urothelial carcinoma, concurrent extra-vesical (i.e., urethra, ureter or renal pelvis) non-muscle invasive transitional cell carcinoma of the urothelium, or autoimmune disease or a medical condition that required immunosuppression.

Patients received KEYTRUDA 200 mg every 3 weeks until unacceptable toxicity, persistent or recurrent high-risk NMIBC, or progressive disease. Assessment of tumor status was performed every 12 weeks for two years and then every 24 weeks for three years, and patients without disease progression could be treated for up to 24 months. The major efficacy outcome measures were complete response (as defined by negative results for cystoscopy [with TURBT/biopsies as applicable], urine cytology, and computed tomography urography [CTU] imaging) and duration of response.

The study population characteristics were: median age of 73 years (range: 44 to 92); 44% age ≥75; 84% male; 67% White; and 73% and 27% with an ECOG performance status of 0 or 1, respectively. Tumor pattern at study entry was CIS with T1 (13%), CIS with high grade TA (25%), and CIS (63%). Baseline high-risk NMIBC disease status was 27% persistent and 73% recurrent. The median number of prior instillations of BCG was 12.

The median follow-up time was 28.0 months (range: 4.6 to 40.5 months). Efficacy results are summarized in Table 78.

Table 78: Efficacy Results in KEYNOTE-057

Endpoint	KEYTRUDA 200 mg every 3 weeks n=96
Complete Response Rate (95% CI)	41% (31, 51)
Duration of Response*	
Median in months (range)	16.2 (0.0+, 30.4+)
% (n) with duration ≥12 months	46% (18)

* Based on patients (n=39) that achieved a complete response; reflects period from the time complete response was achieved

\+ Denotes ongoing response

14.7 Microsatellite Instability-High or Mismatch Repair Deficient Cancer

The efficacy of KEYTRUDA was investigated in 504 patients with MSI-H or dMMR cancers enrolled in three multicenter, non-randomized, open-label, multi-cohort trials: KEYNOTE-164 (NCT02460198), KEYNOTE-158 (NCT02628067), and KEYNOTE-051 (NCT02332668). All trials excluded patients with autoimmune disease or a medical condition that required immunosuppression. Regardless of histology, MSI or MMR tumor status was determined using polymerase chain reaction (PCR; local or central) or immunohistochemistry (IHC; local or central), respectively.

- KEYNOTE-164 enrolled 124 patients with advanced MSI-H or dMMR colorectal cancer (CRC) that progressed following treatment with fluoropyrimidine and either oxaliplatin or irinotecan +/- anti-VEGF/EGFR mAb-based therapy.
- KEYNOTE-158 enrolled 373 patients with advanced MSI-H or dMMR non-colorectal cancers (non-CRC) who had disease progression following prior therapy. Patients were either prospectively

Reference ID: 5425674

enrolled with MSI-H/dMMR tumors (Cohort K) or retrospectively identified in one of 10 solid tumor cohorts (Cohorts A-J).

- KEYNOTE-051 enrolled 7 pediatric patients with MSI-H or dMMR cancers.

Adult patients received KEYTRUDA 200 mg every 3 weeks (pediatric patients received 2 mg/kg every 3 weeks) until unacceptable toxicity, disease progression, or a maximum of 24 months. In KEYNOTE-164 and KEYNOTE-158, assessment of tumor status was performed every 9 weeks through the first year, then every 12 weeks thereafter. In KEYNOTE-051, assessment of tumor status was performed every 8 weeks for 24 weeks, and then every 12 weeks thereafter. The major efficacy outcome measures were ORR and DoR as assessed by BICR according to RECIST v1.1 (modified to follow a maximum of 10 target lesions and a maximum of 5 target lesions per organ in KEYNOTE-158) and as assessed by the investigator according to RECIST v1.1 in KEYNOTE-051.

In KEYNOTE-164 and KEYNOTE-158, the study population characteristics were median age of 60 years, 36% age 65 or older; 44% male; 78% White, 14% Asian, 4% American Indian or Alaska Native, and 3% Black; and 45% ECOG PS of 0 and 55% ECOG PS of 1. Ninety-two percent of patients had metastatic disease and 4% had locally advanced, unresectable disease. Thirty-seven percent of patients received one prior line of therapy and 61% received two or more prior lines of therapy.

In KEYNOTE-051, the study population characteristics were median age of 11 years (range: 3 to 16); 71% female; 86% White and 14% Asian; and 57% had a Lansky/Karnofsky Score of 100. Seventy-one percent of patients had Stage IV and 14% had Stage III disease. Fifty-seven percent of patients received one prior line of therapy and 29% received two prior lines of therapy.

Discordant results were observed between local MSI-H or dMMR tests and central testing among patients enrolled in Cohort K of KEYNOTE-158. Among 104 tumor samples that were MSI-H or dMMR by local testing and also tested using the FoundationOne®CDx (F1CDx) test, 59 (56.7%) were MSI-H and 45 (43.3%) were not MSI-H. Among 169 tumor samples that were MSI-H or dMMR by local testing and also tested using the VENTANA MMR RxDx Panel, 105 (62.1%) were dMMR and 64 (37.9%) were pMMR.

Efficacy results are summarized in Tables 79 and 80.

Table 79: Efficacy Results for Patients with MSI-H/dMMR Cancer

Endpoint	**KEYTRUDA n=504***
Objective Response Rate	
ORR (95% CI)†	33.3% (29.2, 37.6)
Complete response rate	10.3%
Partial response rate	23.0%
Duration of Response	n=168
Median in months (range)	63.2 (1.9+, 63.9+)
% with duration ≥12 months	77%
% with duration ≥36 months	39%

* Median follow-up time of 20.1 months (range 0.1 to 71.4 months)
† Of the 7 pediatric patients from KEYNOTE-051, 1 patient had a radiographic complete response after initial growth of their tumor but is not reflected in the results.
\+ Denotes ongoing response

Table 80: Response by Tumor Type

	N	Objective Response Rate n (%)	95% CI	Duration of Response range (months)
CRC	124	42 (34%)	(26%, 43%)	(4.4, 58.5+)
Non-CRC*	380	126 (33%)	(28%, 38%)	(1.9+, 63.9+)
Endometrial cancer	94	47 (50%)	(40%, 61%)	(2.9, 63.2)
Gastric or GE junction cancer	51	20 (39%)	(26%, 54%)	(1.9+, 63.0+)
Small intestinal cancer	27	16 (59%)	(39%, 78%)	(3.7+, 57.3+)
Brain cancer	27†	1 (4%)‡	(0%, 19%)	18.9
Ovarian cancer	25	8 (32%)	(15%, 54%)	(4.2, 56.6+)
Biliary cancer	22	9 (41%)	(21%, 64%)	(6.2, 49.0+)
Pancreatic cancer	22	4 (18%)	(5%, 40%)	(8.1, 24.3+)
Sarcoma	14	3 (21%)	(5%, 51%)	(35.4+, 57.2+)
Breast cancer	13	1 (8%)	(0%,36%)	24.3+
Other§	13	4 (31%)	(9%, 61%)	(6.2+, 32.3+)
Cervical cancer	11	1 (9%)	(0%, 41%)	63.9+
Neuroendocrine cancer	11	1 (9%)	(0%, 41%)	13.3
Prostate cancer	8	1 (13%)	(0%, 53%)	24.5+
Adrenocortical cancer	7	1 (14%)	(0%, 58%)	4.2
Mesothelioma	7	0 (0%)	(0%, 41%)	
Thyroid cancer	7	1 (14%)	(0%, 58%)	8.2
Small cell lung cancer	6	2 (33%)	(4%, 78%)	(20.0, 47.5)
Bladder cancer	6	3 (50%)	(12%, 88%)	(35.6+, 57.5+)
Salivary cancer	5	2 (40%)	(5%, 85%)	(42.6+, 57.8+)
Renal cell cancer	4	1 (25%)	(0%, 81%)	22.0

* Results include patients in Cohort K of KEYNOTE-158 that were later determined to be pMMR or not MSI-H by central testing

† Includes 6 pediatric patients with brain cancer

‡ In addition to the 1 adult responder, 1 pediatric patient had a radiographic complete response after initial growth of their tumor.

§ Includes tumor type (n): anal (3), HNSCC (1), nasopharyngeal (1), retroperitoneal (1), testicular (1), vaginal (1), vulvar (1), appendiceal adenocarcinoma, NOS (1), hepatocellular carcinoma (1), and carcinoma of unknown origin (1). Includes 1 pediatric patient with abdominal adenocarcinoma.

\+ Denotes ongoing response

Exploratory analysis by TMB

In an exploratory analysis performed in 138 patients (Cohort K of KEYNOTE-158) who were tested retrospectively for tumor mutation burden (TMB) using an FDA-approved test, 45 (33%) had tumors with TMB score of <10 mut/Mb; ORR in these 45 patients was 6.7% (95% CI: 1.4, 18.3). Among the 45 patients with TMB score of <10 mut/Mb, 39 of the patients were not MSI-H/dMMR when tested using an FDA-approved test.

14.8 Microsatellite Instability-High or Mismatch Repair Deficient Colorectal Cancer

The efficacy of KEYTRUDA was investigated in KEYNOTE-177 (NCT02563002), a multicenter, randomized, open-label, active-controlled trial that enrolled 307 patients with previously untreated unresectable or metastatic MSI-H or dMMR CRC. MSI or MMR tumor status was determined locally using polymerase chain reaction (PCR) or immunohistochemistry (IHC), respectively. Patients with autoimmune disease or a medical condition that required immunosuppression were ineligible.

Patients were randomized (1:1) to receive KEYTRUDA 200 mg intravenously every 3 weeks or investigator's choice of the following chemotherapy regimens given intravenously every 2 weeks:

- mFOLFOX6 (oxaliplatin, leucovorin, and FU) or mFOLFOX6 in combination with either bevacizumab or cetuximab: Oxaliplatin 85 mg/m^2, leucovorin 400 mg/m^2 (or levoleucovorin 200 mg/m^2), and FU 400 mg/m^2 bolus on Day 1, then FU 2400 mg/m^2 over 46-48 hours. Bevacizumab 5 mg/kg on Day 1 or cetuximab 400 mg/m^2 on first infusion, then 250 mg/m^2 weekly.
- FOLFIRI (irinotecan, leucovorin, and FU) or FOLFIRI in combination with either bevacizumab or cetuximab: Irinotecan 180 mg/m^2, leucovorin 400 mg/m^2 (or levoleucovorin 200 mg/m^2), and FU 400 mg/m^2 bolus on Day 1, then FU 2400 mg/m^2 over 46-48 hours. Bevacizumab 5 mg/kg on Day 1 or cetuximab 400 mg/m^2 on first infusion, then 250 mg/m^2 weekly.

Reference ID: 5425674

Treatment with KEYTRUDA or chemotherapy continued until RECIST v1.1-defined progression of disease as determined by the investigator or unacceptable toxicity. Patients treated with KEYTRUDA without disease progression could be treated for up to 24 months. Assessment of tumor status was performed every 9 weeks. Patients randomized to chemotherapy were offered KEYTRUDA at the time of disease progression. The main efficacy outcome measures were PFS (as assessed by BICR according to RECIST v1.1, modified to follow a maximum of 10 target lesions and a maximum of 5 target lesions per organ) and OS. Additional efficacy outcome measures were ORR and DoR.

A total of 307 patients were enrolled and randomized to KEYTRUDA (n=153) or chemotherapy (n=154). The baseline characteristics of these 307 patients were: median age of 63 years (range: 24 to 93), 47% age 65 or older; 50% male; 75% White and 16% Asian; 52% had an ECOG PS of 0 and 48% had an ECOG PS of 1; and 27% received prior adjuvant or neoadjuvant chemotherapy. Among 154 patients randomized to receive chemotherapy,143 received chemotherapy per the protocol. Of the 143 patients, 56% received mFOLFOX6, 44% received FOLFIRI, 70% received bevacizumab plus mFOLFOX6 or FOLFIRI, and 11% received cetuximab plus mFOLFOX6 or FOLFIRI.

The trial demonstrated a statistically significant improvement in PFS for patients randomized to KEYTRUDA compared with chemotherapy. There was no statistically significant difference between KEYTRUDA and chemotherapy in the final OS analysis. Sixty percent of the patients who had been randomized to receive chemotherapy had crossed over to receive subsequent anti-PD-1/PD-L1 therapies including KEYTRUDA. The median follow-up time at the final analysis was 38.1 months (range: 0.2 to 58.7 months). Table 81 and Figure 18 summarize the key efficacy measures for KEYNOTE-177.

Table 81: Efficacy Results in Patients with MSI-H or dMMR CRC in KEYNOTE-177

Endpoint	**KEYTRUDA 200 mg every 3 weeks n=153**	**Chemotherapy n=154**
PFS		
Number (%) of patients with event	82 (54%)	113 (73%)
Median in months (95% CI)	16.5 (5.4, 32.4)	8.2 (6.1, 10.2)
Hazard ratio* (95% CI)	0.60 (0.45, 0.80)	
p-Value†	0.0004	
OS‡		
Number (%) of patients with event	62 (41%)	78 (51%)
Median in months (95% CI)	NR (49.2, NR)	36.7 (27.6, NR)
Hazard ratio* (95% CI)	0.74 (0.53, 1.03)	
p-Value§	0.0718	
Objective Response Rate¶		
ORR (95% CI)	44% (35.8, 52.0)	33% (25.8, 41.1)
Complete response rate	11%	4%
Partial response rate	33%	29%
Duration of Response¶,#		
Median in months (range)	NR (2.3+, 41.4+)	10.6 (2.8, 37.5+)
% with duration ≥12 months[Þ]	75%	37%
% with duration ≥24 months[Þ]	43%	18%

* Based on Cox regression model
† Two-sided p-Value based on log-rank test (compared to a significance level of 0.0234)
‡ Final OS analysis
§ Two-sided p-Value based on log-rank test (compared to a significance level of 0.0492)
¶ Based on confirmed response by BICR review
\# Based on n=67 patients with a response in the KEYTRUDA arm and n=51 patients with a response in the chemotherapy arm
Þ Based on observed duration of response
\+ Denotes ongoing response
NR = not reached

Figure 18: Kaplan-Meier Curve for PFS in KEYNOTE-177

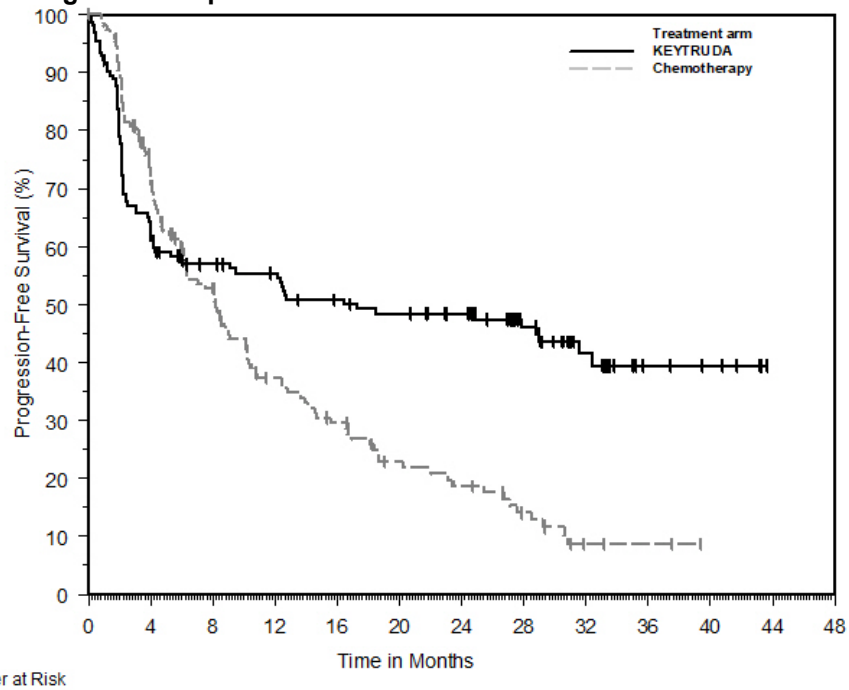

Number at Risk													
KEYTRUDA:	153	96	77	72	64	60	55	37	20	7	5	0	0
Chemotherapy:	154	100	68	43	33	22	18	11	4	3	0	0	0

14.9 Gastric Cancer

First-line Treatment of Locally Advanced Unresectable or Metastatic HER2-Positive Gastric or Gastroesophageal Junction Adenocarcinoma

The efficacy of KEYTRUDA in combination with trastuzumab plus fluoropyrimidine and platinum chemotherapy was investigated in KEYNOTE-811 (NCT03615326), a multicenter, randomized, double-blind, placebo-controlled trial that enrolled 698 patients with HER2-positive advanced gastric or gastroesophageal junction (GEJ) adenocarcinoma who had not previously received systemic therapy for metastatic disease. PD-L1 status was determined using the PD-L1 IHC 22C3 pharmDx™ kit. Patients with an autoimmune disease that required systemic therapy within 2 years of treatment or a medical condition that required immunosuppression were ineligible. Randomization was stratified by PD-L1 expression (CPS ≥1 or CPS <1), chemotherapy regimen (5-FU plus cisplatin [FP] or capecitabine plus oxaliplatin [CAPOX]), and geographic region (Europe/Israel/North America/Australia, Asia, or Rest of the World). Patients were randomized (1:1) to one of the following treatment arms:

- KEYTRUDA 200 mg, trastuzumab 8 mg/kg on first infusion and 6 mg/kg in subsequent cycles, followed by investigator's choice of combination chemotherapy of cisplatin 80 mg/m^2 for up to 6 cycles and 5-FU 800 mg/m^2/day for 5 days (FP) or oxaliplatin 130 mg/m^2 up to 6-8 cycles and capecitabine 1000 mg/m^2 bid for 14 days (CAPOX). KEYTRUDA was administered prior to trastuzumab and chemotherapy on Day 1 of each cycle.
- Placebo, trastuzumab 8 mg/kg on first infusion and 6 mg/kg in subsequent cycles, followed by investigator's choice of combination chemotherapy of cisplatin 80 mg/m^2 for up to 6 cycles and 5-FU 800 mg/m^2/day for 5 days (FP) or oxaliplatin 130 mg/m^2 up to 6-8 cycles and capecitabine 1000 mg/m^2 bid for 14 days (CAPOX).

All study medications, except oral capecitabine, were administered as an intravenous infusion every 3-week cycle. Treatment with KEYTRUDA continued until RECIST v1.1-defined progression of disease as determined by BICR, unacceptable toxicity, or a maximum of 24 months. In an interim efficacy analysis, the major outcome measures assessed were ORR and DoR by BICR using RECIST v1.1, modified to follow a maximum of 10 target lesions and a maximum of 5 target lesions per organ.

At the time of the interim analysis, ORR and DoR were assessed in the first 264 patients randomized. Among the 264 patients, the population characteristics were: median age of 62 years (range: 19 to 84), 41% age 65 or older; 82% male; 63% White, 31% Asian, and 0.8% Black; 47% ECOG PS of 0 and 53% ECOG PS of 1. Ninety-seven percent of patients had metastatic disease (Stage IV) and 3% had locally advanced unresectable disease. Ninety-one percent (n=240) had tumors that were not MSI-H, 1% (n=2) had tumors that were MSI-H, and in 8% (n=22) the status was not known. Eighty-seven percent of patients received CAPOX.

A statistically significant improvement in ORR was demonstrated in patients randomized to KEYTRUDA in combination with trastuzumab and chemotherapy compared with placebo in combination with trastuzumab and chemotherapy. Efficacy results are summarized in Table 82.

Table 82: Efficacy Results for KEYNOTE-811

Endpoint	**KEYTRUDA 200 mg every 3 weeks Trastuzumab Fluoropyrimidine and Platinum Chemotherapy n=133**	**Placebo Trastuzumab Fluoropyrimidine and Platinum Chemotherapy n=131**
Objective Response Rate		
ORR* (95% CI)	74% (66, 82)	52% (43, 61)
Complete response rate	11%	3.1%
Partial response rate	63%	49%
p-Value†	<0.0001	
Duration of Response	n=99	n=68
Median in months (range)	10.6 (1.1+, 16.5+)	9.5 (1.4+, 15.4+)
% with duration ≥ 6 months‡	65%	53%

* Response: Best objective response as confirmed complete response or partial response
† p-Value based on stratified Miettinen and Nurminen method (compared to an alpha boundary of 0.002)
‡ Based on observed duration of response
\+ Denotes ongoing response

In a pre-specified subgroup analysis of ORR based on PD-L1 status, the ORR in patients with PD-L1-positive disease (CPS ≥1) was 76% (95% CI: 67, 83) in the pembrolizumab arm (n=117) versus 51% (95% CI: 41, 60) in the control arm (n=112). In patients with tumors that were PD-L1 CPS<1, the ORR was 63% (95% CI: 35, 85) in the pembrolizumab arm (n=16) versus 58% (95% CI: 34, 80) in the control arm (n=19).

In a subsequent interim analysis of pre-specified subgroups based on PD-L1 status in the full study population (n=698), the HR for PFS and OS in patients with PD-L1 CPS<1 (N=104) was 1.03 (95% CI: 0.65, 1.64) and 1.41 (95% CI: 0.90, 2.20), respectively.

First-line Treatment of Locally Unresectable or Metastatic HER2-Negative Gastric or Gastroesophageal Junction Adenocarcinoma

The efficacy of KEYTRUDA in combination with fluoropyrimidine- and platinum-containing chemotherapy was investigated in KEYNOTE-859 (NCT03675737), a multicenter, randomized, double-blind, placebo-controlled trial that enrolled 1579 patients with HER2-negative advanced gastric or GEJ adenocarcinoma who had not previously received systemic therapy for metastatic disease. Patients with an autoimmune disease that required systemic therapy within 2 years of treatment or a medical condition that required immunosuppression were ineligible. Randomization was stratified by PD-L1 expression (CPS ≥1 or CPS <1), chemotherapy regimen (FP or CAPOX), and geographic region (Europe/Israel/North America/Australia, Asia, or Rest of the World). Patients were randomized (1:1) to one of the following treatment arms; treatment was administered prior to chemotherapy on Day 1 of each cycle:

- KEYTRUDA 200 mg, investigator's choice of combination chemotherapy of cisplatin 80 mg/m^2 and 5-FU 800 mg/m^2/day for 5 days (FP) or oxaliplatin 130 mg/m^2 and capecitabine 1000 mg/m^2 bid for 14 days (CAPOX).

- Placebo, investigator's choice of combination chemotherapy of cisplatin 80 mg/m^2 and 5-FU 800 mg/m^2/day for 5 days (FP) or oxaliplatin 130 mg/m^2 and capecitabine 1000 mg/m^2 bid for 14 days (CAPOX).

All study medications, except oral capecitabine, were administered as an intravenous infusion every 3-week cycle. Platinum agents could be administered for 6 or more cycles following local guidelines. Treatment with KEYTRUDA continued until RECIST v1.1-defined progression of disease as determined by BICR, unacceptable toxicity, or a maximum of 24 months. The major efficacy outcome measure was OS. Additional secondary efficacy outcome measures included PFS, ORR, and DoR as assessed by BICR using RECIST v1.1, modified to follow a maximum of 10 target lesions and a maximum of 5 target lesions per organ.

The population characteristics were: median age of 62 years (range: 21 to 86), 39% age 65 or older; 68% male and 32% female; 55% White, 34% Asian, 4.6% Multiple, 4.2% American Indian or Alaskan Native, 1.3% Black, and 0.2% Native Hawaiian or other Pacific Islander; 76% Not Hispanic or Latino and 21% Hispanic or Latino; 37% ECOG PS of 0 and 63% ECOG PS of 1. Ninety-seven percent of patients had metastatic disease (Stage IV) and 3% had locally advanced unresectable disease. Seventy-eight percent had tumors that expressed PD-L1 with a CPS ≥1 and 5% (n=74) had tumors that were MSI-H. Eighty-six percent of patients received CAPOX.

A statistically significant improvement in OS, PFS, and ORR was demonstrated in patients randomized to KEYTRUDA in combination with chemotherapy compared with placebo in combination with chemotherapy at the time of a pre-specified interim analysis of OS. Efficacy results are summarized in Table 83 and Figures 19 and 20.

Reference ID: 5425674

Table 83: Efficacy Results* for KEYNOTE-859

Endpoint	KEYTRUDA 200 mg every 3 weeks and FP or CAPOX n=790	Placebo and FP or CAPOX n=789	KEYTRUDA 200 mg every 3 weeks and FP or CAPOX n=618	Placebo and FP or CAPOX n=617	KEYTRUDA 200 mg every 3 weeks and FP or CAPOX n=279	Placebo and FP or CAPOX n=272
	All Patients		**CPS≥1**		**CPS≥10**	
OS						
Number (%) of patients with event	603 (76)	666 (84)	464 (75)	526 (85)	188 (67)	226 (83)
Median in months (95% CI)	12.9 (11.9, 14.0)	11.5 (10.6, 12.1)	13.0 (11.6, 14.2)	11.4 (10.5, 12.0)	15.7 (13.8, 19.3)	11.8 (10.3, 12.7)
Hazard ratio† (95% CI)	0.78 (0.70, 0.87)		0.74 (0.65, 0.84)		0.65 (0.53, 0.79)	
p-Value (stratified log-rank)‡	<0.0001		<0.0001		<0.0001	
PFS						
Number (%) of patients with event	572 (72)	608 (77)	443 (72%)	483 (78%)	190 (68)	210 (77)
Median in months (95% CI)	6.9 (6.3, 7.2)	5.6 (5.5, 5.7)	6.9 (6.0, 7.2)	5.6 (5.4, 5.7)	8.1 (6.8, 8.5)	5.6 (5.4, 6.7)
Hazard ratio† (95% CI)	0.76 (0.67, 0.85)		0.72 (0.63, 0.82)		0.62 (0.51, 0.76)	
p-Value (stratified log-rank)‡	<0.0001		<0.0001		<0.0001	
Objective Response Rate						
ORR§ (95% CI)	51% (48, 55)	42% (38, 45)	52% (48, 56)	43% (39, 47)	61% (55, 66)	43% (37, 49)
Complete response rate	9%	6%	10%	6%	13%	5%
Partial response rate	42%	36%	42%	37%	48%	38%
p-Value¶	<0.0001		0.0004		<0.0001	
Duration of Response	n=405	n=331	n=322	n=263	n=169	n=117
Median in months# (95% CI)	8.0 (7.0, 9.7)	5.7 (5.5, 6.9)	8.3 (7.0, 10.9)	5.6 (5.4, 6.9)	10.9 (8.0, 13.8)	5.8 (5.3, 7.0)
Range in months	1.2+, 41.5+	1.3+, 34.7+	1.2+, 41.5+	1.3+, 34.2+	1.2+, 41.5+	1.4+, 31.2+

* Based on a pre-specified interim analysis
† Based on the stratified Cox proportional hazard model
‡ One-sided p-Value based on stratified log-rank test
§ Response: Best objective response as confirmed complete response or partial response
¶ One-sided p-Value based on stratified Miettinen & Nurminen method
\# Based on Kaplan-Meier estimates
\+ Denotes ongoing response

Figure 19: Kaplan-Meier Curve for Overall Survival by Treatment Arm in KEYNOTE-859

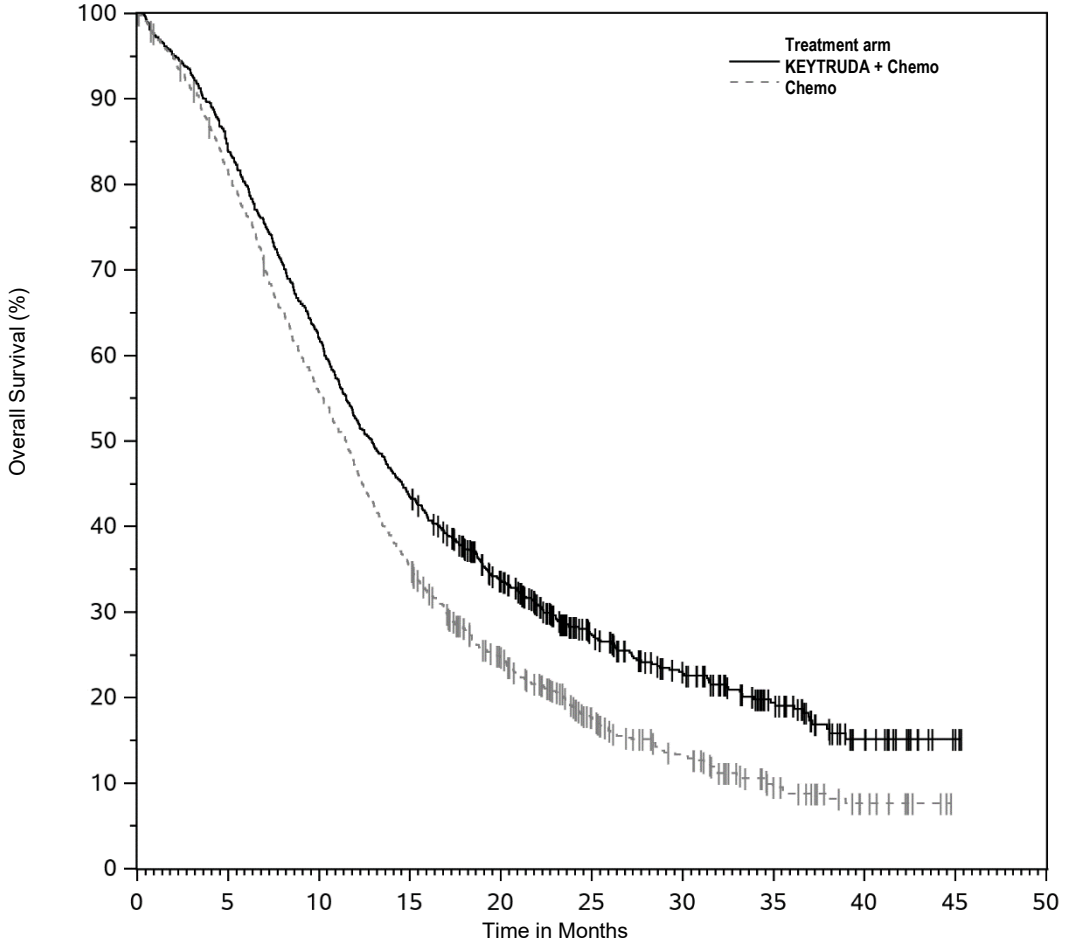

Number at Risk

KEYTRUDA + Chemo	790	663	490	343	240	143	95	55	19	3	0
Chemo	789	636	434	274	169	95	58	26	10	0	0

Reference ID: 5425674

Figure 20: Kaplan-Meier Curve for Overall Survival in KEYNOTE-859 (CPS≥1)

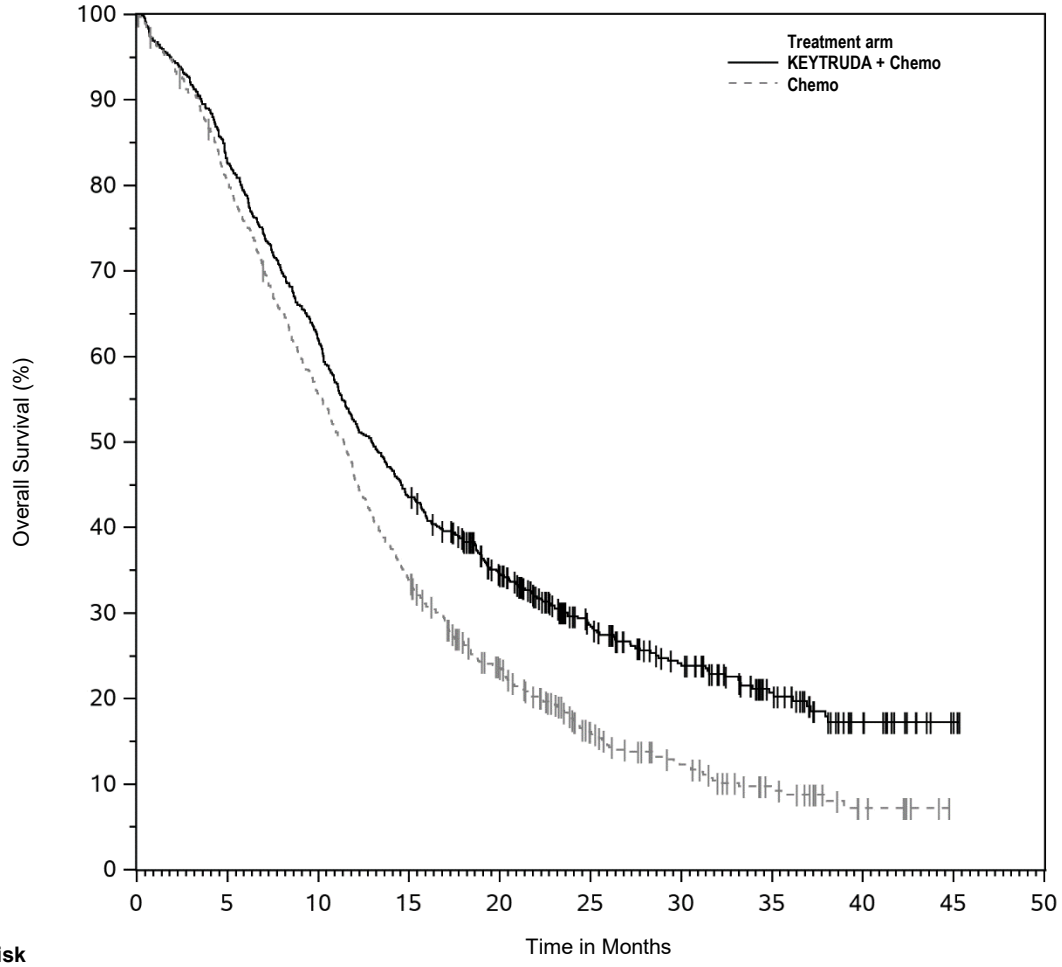

Number at Risk											
KEYTRUDA + Chemo	618	511	383	269	192	121	81	46	17	3	0
Chemo	617	493	339	206	126	66	41	20	7	0	0

In an exploratory subgroup analysis in patients with PD-L1 CPS<1 (n=344) at the time of the pre-specified interim analysis of OS, the median OS was 12.7 months (95% CI: 11.4, 15.0) for the KEYTRUDA arm and 12.2 months (95% CI: 9.5, 14.0) for the placebo arm, with a HR of 0.92 (95% CI: 0.73, 1.17).

14.10 Esophageal Cancer

First-line Treatment of Locally Advanced Unresectable or Metastatic Esophageal/Gastroesophageal Junction Cancer

KEYNOTE-590

The efficacy of KEYTRUDA was investigated in KEYNOTE-590 (NCT03189719), a multicenter, randomized, placebo-controlled trial that enrolled 749 patients with metastatic or locally advanced esophageal or gastroesophageal junction (tumors with epicenter 1 to 5 centimeters above the GEJ) carcinoma who were not candidates for surgical resection or definitive chemoradiation. PD-L1 status was centrally determined in tumor specimens in all patients using the PD-L1 IHC 22C3 pharmDx kit. Patients with active autoimmune disease, a medical condition that required immunosuppression, or who received

prior systemic therapy in the locally advanced or metastatic setting were ineligible. Randomization was stratified by tumor histology (squamous cell carcinoma vs. adenocarcinoma), geographic region (Asia vs. ex-Asia), and ECOG performance status (0 vs. 1).

Patients were randomized (1:1) to one of the following treatment arms; all study medications were administered via intravenous infusion:

- KEYTRUDA 200 mg on Day 1 of each three-week cycle in combination with cisplatin 80 mg/m^2 IV on Day 1 of each three-week cycle for up to six cycles and FU 800 mg/m^2 IV per day on Day 1 to Day 5 of each three-week cycle, or per local standard for FU administration, for up to 24 months.
- Placebo on Day 1 of each three-week cycle in combination with cisplatin 80 mg/m^2 IV on Day 1 of each three-week cycle for up to six cycles and FU 800 mg/m^2 IV per day on Day 1 to Day 5 of each three-week cycle, or per local standard for FU administration, for up to 24 months.

Treatment with KEYTRUDA or chemotherapy continued until unacceptable toxicity or disease progression. Patients could be treated with KEYTRUDA for up to 24 months in the absence of disease progression. The major efficacy outcome measures were OS and PFS as assessed by the investigator according to RECIST v1.1 (modified to follow a maximum of 10 target lesions and a maximum of 5 target lesions per organ). The study pre-specified analyses of OS and PFS based on squamous cell histology, CPS ≥10, and in all patients. Additional efficacy outcome measures were ORR and DoR, according to modified RECIST v1.1, as assessed by the investigator.

The study population characteristics were: median age of 63 years (range: 27 to 94), 43% age 65 or older; 83% male; 37% White, 53% Asian, and 1% Black; 40% had an ECOG PS of 0 and 60% had an ECOG PS of 1. Ninety-one percent had M1 disease and 9% had M0 disease. Seventy-three percent had a tumor histology of squamous cell carcinoma, and 27% had adenocarcinoma.

The trial demonstrated a statistically significant improvement in OS and PFS for patients randomized to KEYTRUDA in combination with chemotherapy, compared to chemotherapy.

Table 84 and Figure 21 summarize the efficacy results for KEYNOTE-590 in all patients.

Reference ID: 5425674

Table 84: Efficacy Results in Patients with Locally Advanced Unresectable or Metastatic Esophageal Cancer in KEYNOTE-590

Endpoint	KEYTRUDA 200 mg every 3 weeks Cisplatin FU n=373	Placebo Cisplatin FU n=376
OS		
Number (%) of events	262 (70)	309 (82)
Median in months (95% CI)	12.4 (10.5, 14.0)	9.8 (8.8, 10.8)
Hazard ratio* (95% CI)	0.73 (0.62, 0.86)	
p-Value†	<0.0001	
PFS		
Number of events (%)	297 (80)	333 (89)
Median in months (95% CI)	6.3 (6.2, 6.9)	5.8 (5.0, 6.0)
Hazard ratio* (95% CI)	0.65 (0.55, 0.76)	
p-Value†	<0.0001	
Objective Response Rate		
ORR, %‡ (95% CI)	45 (40, 50)	29 (25, 34)
Number (%) of complete responses	24 (6)	9 (2.4)
Number (%) of partial responses	144 (39)	101 (27)
p-Value§	<0.0001	
Duration of Response		
Median in months (range)	8.3 (1.2+, 31.0+)	6.0 (1.5+, 25.0+)

* Based on the stratified Cox proportional hazard model
† Based on a stratified log-rank test
‡ Confirmed complete response or partial response
§ Based on the stratified Miettinen and Nurminen method

Figure 21: Kaplan-Meier Curve for Overall Survival in KEYNOTE-590

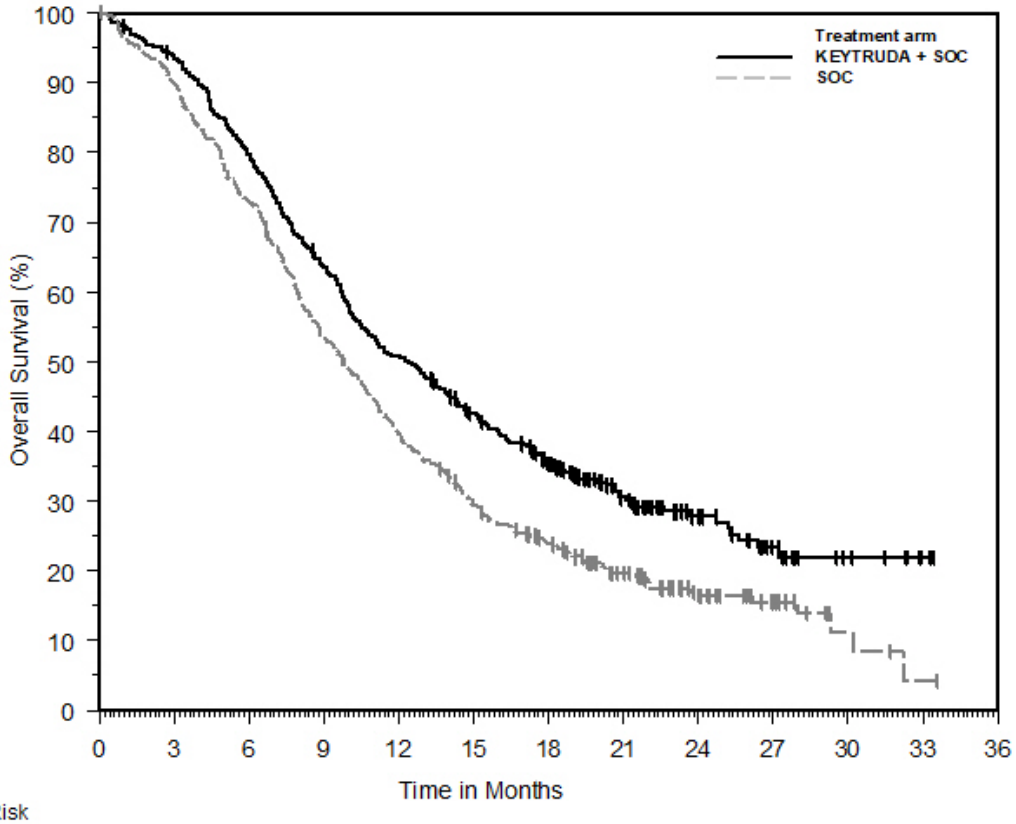

Number at Risk													
KEYTRUDA + SOC:	373	348	295	235	187	151	118	68	36	17	7	2	0
SOC:	376	338	274	200	147	108	82	51	28	15	4	1	0

In a pre-specified formal test of OS in patients with PD-L1 CPS ≥ 10 (n=383), the median was 13.5 months (95% CI: 11.1, 15.6) for the KEYTRUDA arm and 9.4 months (95% CI: 8.0, 10.7) for the placebo arm, with a HR of 0.62 (95% CI: 0.49, 0.78; p-Value < 0.0001). In an exploratory analysis, in patients with PD-L1 CPS < 10 (n=347), the median OS was 10.5 months (95% CI: 9.7, 13.5) for the KEYTRUDA arm and 10.6 months (95% CI: 8.8, 12.0) for the placebo arm, with a HR of 0.86 (95% CI: 0.68, 1.10).

Previously Treated Recurrent Locally Advanced or Metastatic Esophageal Cancer

KEYNOTE-181

The efficacy of KEYTRUDA was investigated in KEYNOTE-181 (NCT02564263), a multicenter, randomized, open-label, active-controlled trial that enrolled 628 patients with recurrent locally advanced or metastatic esophageal cancer who progressed on or after one prior line of systemic treatment for advanced disease. Patients with HER2/neu positive esophageal cancer were required to have received treatment with approved HER2/neu targeted therapy. All patients were required to have tumor specimens for PD-L1 testing at a central laboratory; PD-L1 status was determined using the PD-L1 IHC 22C3 pharmDx kit. Patients with a history of non-infectious pneumonitis that required steroids or current pneumonitis, active autoimmune disease, or a medical condition that required immunosuppression were ineligible.

Patients were randomized (1:1) to receive either KEYTRUDA 200 mg every 3 weeks or investigator's choice of any of the following chemotherapy regimens, all given intravenously: paclitaxel 80-100 mg/m^2 on Days 1, 8, and 15 of every 4-week cycle, docetaxel 75 mg/m^2 every 3 weeks, or irinotecan 180 mg/m^2 every 2 weeks. Randomization was stratified by tumor histology (esophageal squamous cell carcinoma [ESCC] vs. esophageal adenocarcinoma [EAC]/Siewert type I EAC of the gastroesophageal junction [GEJ]), and geographic region (Asia vs. ex-Asia). Treatment with KEYTRUDA or chemotherapy continued

until unacceptable toxicity or disease progression. Patients randomized to KEYTRUDA were permitted to continue beyond the first RECIST v1.1 (modified to follow a maximum of 10 target lesions and a maximum of 5 target lesions per organ)-defined disease progression if clinically stable until the first radiographic evidence of disease progression was confirmed at least 4 weeks later with repeat imaging. Patients treated with KEYTRUDA without disease progression could be treated for up to 24 months. Assessment of tumor status was performed every 9 weeks. The major efficacy outcome measure was OS evaluated in the following co-primary populations: patients with ESCC, patients with tumors expressing PD-L1 CPS ≥10, and all randomized patients. Additional efficacy outcome measures were PFS, ORR, and DoR, according to RECIST v1.1, modified to follow a maximum of 10 target lesions and a maximum of 5 target lesions per organ, as assessed by BICR.

A total of 628 patients were enrolled and randomized to KEYTRUDA (n=314) or investigator's treatment of choice (n=314). Of these 628 patients, 167 (27%) had ESCC that expressed PD-L1 with a CPS ≥10. Of these 167 patients, 85 patients were randomized to KEYTRUDA and 82 patients to investigator's treatment of choice [paclitaxel (n=50), docetaxel (n=19), or irinotecan (n=13)]. The baseline characteristics of these 167 patients were: median age of 65 years (range: 33 to 80), 51% age 65 or older; 84% male; 32% White and 68% Asian; 38% had an ECOG PS of 0 and 62% had an ECOG PS of 1. Ninety percent had M1 disease and 10% had M0 disease. Prior to enrollment, 99% of patients had received platinum-based treatment and 84% had also received treatment with a fluoropyrimidine. Thirty-three percent of patients received prior treatment with a taxane.

The observed OS hazard ratio was 0.77 (95% CI: 0.63, 0.96) in patients with ESCC, 0.70 (95% CI: 0.52, 0.94) in patients with tumors expressing PD-L1 CPS ≥10, and 0.89 (95% CI: 0.75, 1.05) in all randomized patients. On further examination in patients whose ESCC tumors expressed PD-L1 (CPS ≥10), an improvement in OS was observed among patients randomized to KEYTRUDA as compared with chemotherapy. Table 85 and Figure 22 summarize the key efficacy measures for KEYNOTE-181 for patients with ESCC CPS ≥10.

Table 85: Efficacy Results in Patients with Recurrent or Metastatic ESCC (CPS ≥10) in KEYNOTE-181

Endpoint	KEYTRUDA 200 mg every 3 weeks n=85	Chemotherapy n=82
OS		
Number (%) of patients with event	68 (80%)	72 (88%)
Median in months (95% CI)	10.3 (7.0, 13.5)	6.7 (4.8, 8.6)
Hazard ratio* (95% CI)	0.64 (0.46, 0.90)	
PFS		
Number (%) of patients with event	76 (89%)	76 (93%)
Median in months (95% CI)	3.2 (2.1, 4.4)	2.3 (2.1, 3.4)
Hazard ratio* (95% CI)	0.66 (0.48, 0.92)	
Objective Response Rate		
ORR (95% CI)	22 (14, 33)	7 (3, 15)
Number (%) of complete responses	4 (5)	1 (1)
Number (%) of partial responses	15 (18)	5 (6)
Median duration of response in months (range)	9.3 (2.1+, 18.8+)	7.7 (4.3, 16.8+)

* Based on the Cox regression model stratified by geographic region (Asia vs. ex-Asia)

Figure 22: Kaplan-Meier Curve for Overall Survival in KEYNOTE-181 (ESCC CPS ≥10)

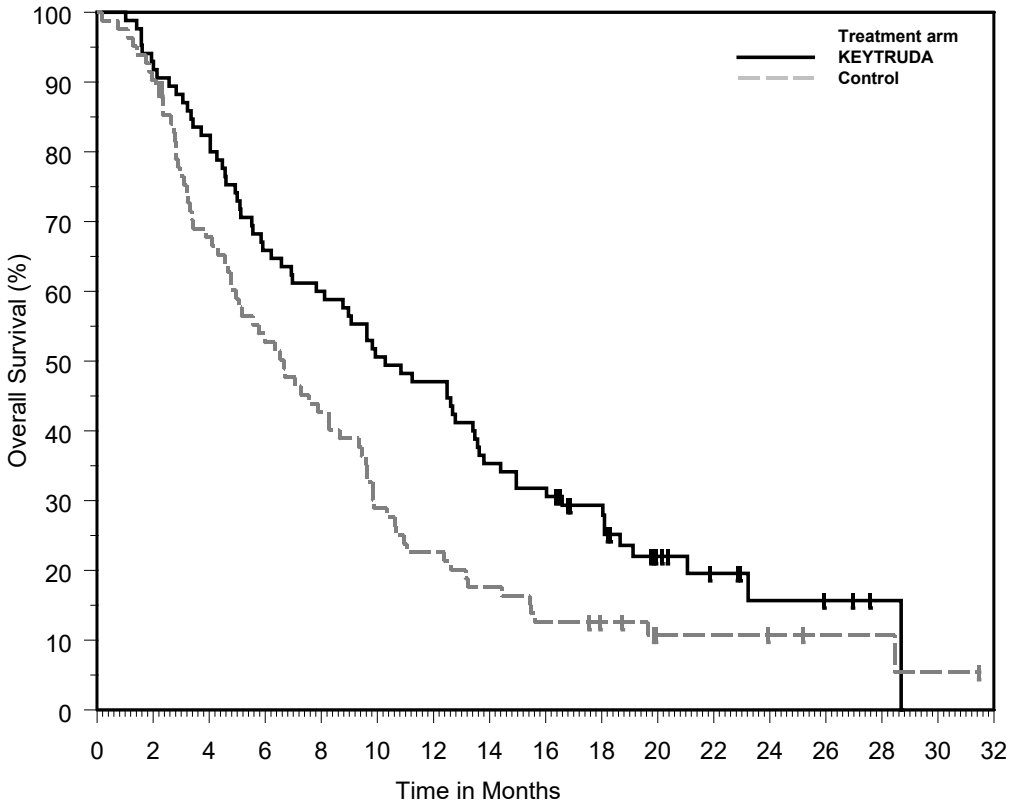

Number at Risk																	
KEYTRUDA:	85	79	70	56	51	43	40	30	27	21	11	7	4	3	1	0	0
Control:	82	74	54	42	34	23	18	14	10	8	4	4	3	2	2	1	0

KEYNOTE-180

The efficacy of KEYTRUDA was investigated in KEYNOTE-180 (NCT02559687), a multicenter, non-randomized, open-label trial that enrolled 121 patients with locally advanced or metastatic esophageal cancer who progressed on or after at least 2 prior systemic treatments for advanced disease. With the exception of the number of prior lines of treatment, the eligibility criteria were similar to and the dosage regimen identical to KEYNOTE-181.

The major efficacy outcome measures were ORR and DoR according to RECIST v1.1, modified to follow a maximum of 10 target lesions and a maximum of 5 target lesions per organ, as assessed by BICR.

Among the 121 patients enrolled, 29% (n=35) had ESCC that expressed PD-L1 CPS ≥10. The baseline characteristics of these 35 patients were: median age of 65 years (range: 47 to 81), 51% age 65 or older; 71% male; 26% White and 69% Asian; 40% had an ECOG PS of 0 and 60% had an ECOG PS of 1. One hundred percent had M1 disease.

The ORR in the 35 patients with ESCC expressing PD-L1 was 20% (95% CI: 8, 37). Among the 7 responding patients, the DoR ranged from 4.2 to 25.1+ months, with 5 patients (71%) having responses of 6 months or longer and 3 patients (57%) having responses of 12 months or longer.

14.11 Cervical Cancer

FIGO 2014 Stage III-IVA Cervical Cancer with Chemoradiotherapy

The efficacy of KEYTRUDA in combination with CRT (cisplatin and external beam radiation therapy [EBRT] followed by brachytherapy [BT]) was investigated in KEYNOTE-A18 (NCT04221945), a multicenter, randomized, double-blind, placebo-controlled trial that enrolled 1060 patients with cervical

cancer who had not previously received any definitive surgery, radiation, or systemic therapy for cervical cancer. There were 596 patients with FIGO 2014 Stage III-IVA (tumor involvement of the lower vagina with or without extension onto pelvic sidewall or hydronephrosis/non-functioning kidney or has spread to adjacent pelvic organs) with either node-positive or node-negative disease, and 462 patients with FIGO 2014 Stage IB2-IIB (tumor lesions >4 cm or clinically visible lesions that have spread beyond the uterus but have not extended onto the pelvic wall or to the lower third of vagina) with node-positive disease; two patients had FIGO 2014 Stage IVB disease. Randomization was stratified by planned type of EBRT (Intensity-modulated radiation therapy [IMRT] or volumetric modulated arc therapy [VMAT] vs. non-IMRT and non-VMAT), stage at screening of cervical cancer (FIGO 2014 Stage IB2-IIB vs. FIGO 2014 Stage III-IVA), and planned total radiotherapy dose (EBRT + brachytherapy dose of <70 Gy vs. ≥70 Gy as per equivalent dose [EQD2]).

Patients were randomized (1:1) to one of two treatment arms:

- KEYTRUDA 200 mg IV every 3 weeks (5 cycles) concurrent with cisplatin 40 mg/m^2 IV weekly (5 cycles, an optional sixth infusion could be administered per local practice), and radiotherapy (EBRT followed by BT), followed by KEYTRUDA 400 mg IV every 6 weeks (15 cycles)
- Placebo IV every 3 weeks (5 cycles) concurrent with cisplatin 40 mg/m^2 IV weekly (5 cycles, an optional sixth infusion could be administered per local practice), and radiotherapy (EBRT followed by BT), followed by placebo IV every 6 weeks (15 cycles)

Treatment continued until RECIST v1.1-defined progression of disease as determined by investigator or unacceptable toxicity.

Assessment of tumor status was performed every 12 weeks from completion of CRT for the first two years, followed by every 24 weeks in year 3, and then annually. The major efficacy outcome measures were PFS as assessed by investigator according to RECIST v1.1, modified to follow a maximum of 10 target lesions and a maximum of 5 target lesions per organ, or histopathologic confirmation, and OS.

Among the 596 patients with FIGO 2014 Stage III-IVA disease, the baseline characteristics were: median age of 52 years (range: 22 to 87), 17% age 65 or older; 36% White, 34% Asian, 1% Black; 38% Hispanic or Latino; 68% ECOG PS 0 and 32% ECOG PS 1; 93% with CPS ≥1; 70% had positive pelvic and/or positive para-aortic lymph node(s) and 30% had neither positive pelvic nor para-aortic lymph node(s); 83% had squamous cell carcinoma and 17% had non-squamous histology. Regarding radiation, 85% of patients received IMRT or VMAT EBRT, and the median EQD2 dose was 87 Gy (range: 7 to 114).

The trial demonstrated a statistically significant improvement in PFS in the overall population. In an exploratory subgroup analysis for the 462 patients (44%) with FIGO 2014 Stage IB2-IIB disease, the PFS HR estimate was 0.91 (95% CI: 0.63, 1.31), indicating that the PFS improvement in the overall population was primarily attributed to the results seen in the subgroup of patients with FIGO 2014 Stage III-IVA disease. OS data were not mature at the time of PFS analysis, with 10% deaths in the overall population.

The efficacy results in the exploratory subgroup analysis of 596 patients with FIGO 2014 Stage III-IVA disease are summarized in Table 86 and Figure 23.

Table 86: Efficacy Results in KEYNOTE-A18 (Patients with FIGO 2014 Stage III-IVA Cervical Cancer)

Endpoint	KEYTRUDA 200 mg every 3 weeks and 400 mg every 6 weeks with CRT n=293	Placebo with CRT n=303
PFS by Investigator		
Number of patients with event (%)	61 (21%)	94 (31%)
Median in months (95% CI)	NR (NR, NR)	NR (18.8, NR)
12-month PFS rate (95% CI)	81% (75, 85)	70% (64, 76)
Hazard ratio* (95% CI)	0.59 (0.43, 0.82)	

* Based on the unstratified Cox proportional hazard model
CRT = Chemoradiotherapy
NR = not reached

Reference ID: 5425674

Figure 23: Kaplan-Meier Curve for Progression-Free Survival in KEYNOTE-A18 (Patients with FIGO 2014 Stage III-IVA Cervical Cancer)

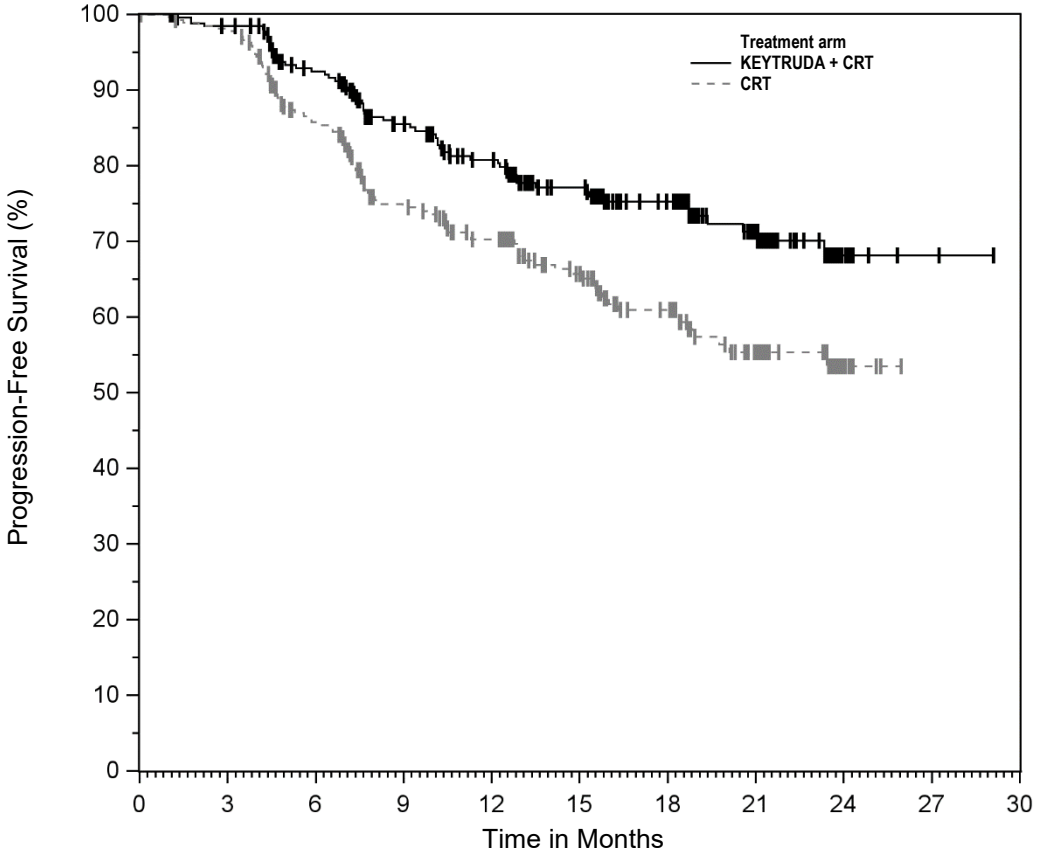

Number at Risk											
KEYTRUDA + CRT	293	254	223	186	163	129	96	62	11	2	0
CRT	303	261	209	163	142	109	78	46	8	0	0

Persistent, Recurrent, or Metastatic Cervical Cancer

The efficacy of KEYTRUDA in combination with paclitaxel and cisplatin or paclitaxel and carboplatin, with or without bevacizumab, was investigated in KEYNOTE-826 (NCT03635567), a multicenter, randomized, double-blind, placebo-controlled trial that enrolled 617 patients with persistent, recurrent, or first-line metastatic cervical cancer who had not been treated with chemotherapy except when used concurrently as a radio-sensitizing agent. Patients were enrolled regardless of tumor PD-L1 expression status. Patients with autoimmune disease that required systemic therapy within 2 years of treatment or a medical condition that required immunosuppression were ineligible. Randomization was stratified by metastatic status at initial diagnosis, investigator decision to use bevacizumab, and PD-L1 status (CPS <1 vs. CPS 1 to <10 vs. CPS ≥10). Patients were randomized (1:1) to one of the two treatment groups:

- Treatment Group 1: KEYTRUDA 200 mg plus chemotherapy with or without bevacizumab
- Treatment Group 2: Placebo plus chemotherapy with or without bevacizumab

The investigator selected one of the following four treatment regimens prior to randomization:

1. Paclitaxel 175 mg/m^2 + cisplatin 50 mg/m^2

2. Paclitaxel 175 mg/m^2 + cisplatin 50 mg/m^2 + bevacizumab 15 mg/kg
3. Paclitaxel 175 mg/m^2 + carboplatin AUC 5 mg/mL/min
4. Paclitaxel 175 mg/m^2 + carboplatin AUC 5 mg/mL/min + bevacizumab 15 mg/kg

All study medications were administered as an intravenous infusion. All study treatments were administered on Day 1 of each 3-week treatment cycle. Cisplatin could be administered on Day 2 of each 3-week treatment cycle. Treatment with KEYTRUDA continued until RECIST v1.1-defined progression of disease, unacceptable toxicity, or a maximum of 24 months. Administration of KEYTRUDA was permitted beyond RECIST-defined disease progression if the patient was clinically stable and considered to be deriving clinical benefit by the investigator. Assessment of tumor status was performed every 9 weeks for the first year, followed by every 12 weeks thereafter. The main efficacy outcome measures were OS and PFS as assessed by investigator according to RECIST v1.1, modified to follow a maximum of 10 target lesions and a maximum of 5 target lesions per organ. Additional efficacy outcome measures were ORR and DoR, according to RECIST v1.1, as assessed by investigator.

Of the 617 enrolled patients, 548 patients (89%) had tumors expressing PD-L1 with a CPS ≥1. Among these 548 enrolled patients with tumors expressing PD-L1, 273 patients were randomized to KEYTRUDA in combination with chemotherapy with or without bevacizumab, and 275 patients were randomized to placebo in combination with chemotherapy with or without bevacizumab. Sixty-three percent of the 548 patients received bevacizumab as part of study treatment. The baseline characteristics of the 548 patients were: median age of 51 years (range: 22 to 82), 16% age 65 or older; 59% White, 18% Asian, 6% American Indian or Alaska Native, and 1% Black; 37% Hispanic or Latino; 56% ECOG performance status 0 and 43% ECOG performance status 1. Seventy-five percent had squamous cell carcinoma, 21% adenocarcinoma, and 5% adenosquamous histology, and 32% of patients had metastatic disease at diagnosis. At study entry, 21% of patients had metastatic disease only and 79% had persistent or recurrent disease with or without distant metastases, of whom 39% had received prior chemoradiation only and 17% had received prior chemoradiation plus surgery.

A statistically significant improvement in OS and PFS was demonstrated in patients randomized to receive KEYTRUDA compared with patients randomized to receive placebo. An updated OS analysis was conducted at the time of final analysis when 354 deaths in the CPS ≥1 population were observed. Table 87 and Figure 24 summarize the key efficacy measures for KEYNOTE-826 for patients with tumors expressing PD-L1 (CPS ≥1).

Reference ID: 5425674

Table 87: Efficacy Results in Patients with Persistent, Recurrent, or Metastatic Cervical Cancer (CPS ≥1) in KEYNOTE-826

Endpoint	KEYTRUDA 200 mg every 3 weeks and chemotherapy* with or without bevacizumab n=273	Placebo and chemotherapy* with or without bevacizumab n=275
OS		
Number of patients with event (%)	118 (43.2)	154 (56.0)
Median in months (95% CI)	NR (19.8, NR)	16.3 (14.5, 19.4)
Hazard ratio† (95% CI)	0.64 (0.50, 0.81)	
p-Value‡	0.0001	
Updated OS		
Number of patients with event (%)	153 (56.0%)	201 (73.1%)
Median in months (95% CI)	28.6 (22.1, 38.0)	16.5 (14.5, 20.0)
Hazard ratio† (95% CI)	0.60 (0.49, 0.74)	
PFS		
Number of patients with event (%)	157 (57.5)	198 (72.0)
Median in months (95% CI)	10.4 (9.7, 12.3)	8.2 (6.3, 8.5)
Hazard ratio† (95% CI)	0.62 (0.50, 0.77)	
p-Value§	< 0.0001	
Objective Response Rate		
ORR¶ (95% CI)	68% (62, 74)	50% (44, 56)
Complete response rate	23%	13%
Partial response rate	45%	37%
Duration of Response		
Median in months (range)	18.0 (1.3+, 24.2+)	10.4 (1.5+, 22.0+)

* Chemotherapy (paclitaxel and cisplatin or paclitaxel and carboplatin)
† Based on the stratified Cox proportional hazard model
‡ p-Value (one-sided) is compared with the allocated alpha of 0.0055 for this interim analysis (with 72% of the planned number of events for final analysis)
§ p-Value (one-sided) is compared with the allocated alpha of 0.0014 for this interim analysis (with 82% of the planned number of events for final analysis)
¶ Response: Best objective response as confirmed complete response or partial response
\+ Denotes ongoing response
NR = not reached

Figure 24: Kaplan-Meier Curve for Overall Survival in KEYNOTE-826 (CPS ≥1)*,†

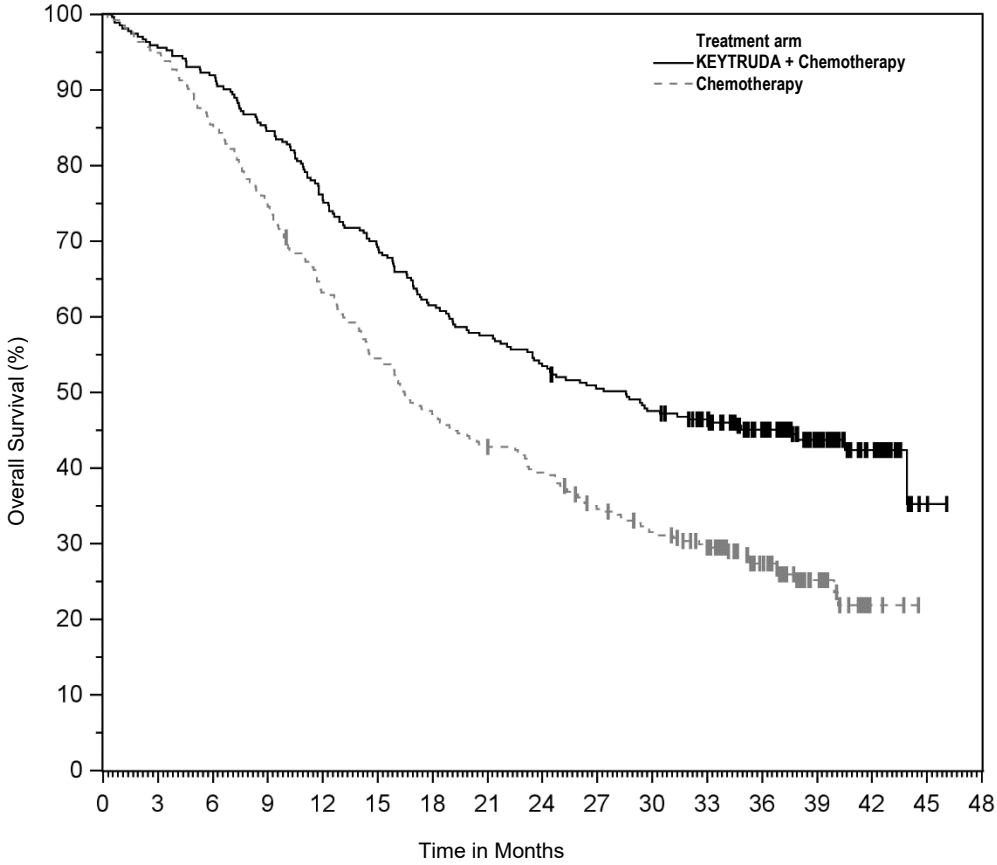

Number at Risk																	
KEYTRUDA + Chemotherapy	273	261	251	231	206	189	168	157	146	136	128	116	90	52	22	2	0
Chemotherapy	275	261	235	207	173	149	129	117	107	91	81	68	45	24	3	0	0

*Treatment arms include KEYTRUDA plus chemotherapy, with or without bevacizumab, versus placebo plus chemotherapy, with or without bevacizumab.
†Based on the protocol-specified final OS analysis

Previously Treated Recurrent or Metastatic Cervical Cancer

The efficacy of KEYTRUDA was investigated in 98 patients with recurrent or metastatic cervical cancer enrolled in a single cohort (Cohort E) in KEYNOTE-158 (NCT02628067), a multicenter, non-randomized, open-label, multi-cohort trial. The trial excluded patients with autoimmune disease or a medical condition that required immunosuppression. Patients received KEYTRUDA 200 mg intravenously every 3 weeks until unacceptable toxicity or documented disease progression. Patients with initial radiographic disease progression could receive additional doses of treatment during confirmation of progression unless disease progression was symptomatic, was rapidly progressive, required urgent intervention, or occurred with a decline in performance status. Patients without disease progression could be treated for up to 24 months. Assessment of tumor status was performed every 9 weeks for the first 12 months, and every 12 weeks thereafter. The major efficacy outcome measures were ORR according to RECIST v1.1, modified to follow a maximum of 10 target lesions and a maximum of 5 target lesions per organ, as assessed by BICR, and DoR.

Among the 98 patients in Cohort E, 77 (79%) had tumors that expressed PD-L1 with a CPS ≥ 1 and received at least one line of chemotherapy in the metastatic setting. PD-L1 status was determined using the IHC 22C3 pharmDx kit. The baseline characteristics of these 77 patients were: median age of 45 years (range: 27 to 75); 81% White, 14% Asian, and 3% Black; 32% ECOG PS of 0 and 68% ECOG PS of 1; 92% had squamous cell carcinoma, 6% adenocarcinoma, and 1% adenosquamous histology;

95% had M1 disease and 5% had recurrent disease; and 35% had one and 65% had two or more prior lines of therapy in the recurrent or metastatic setting.

No responses were observed in patients whose tumors did not have PD-L1 expression (CPS <1). Efficacy results are summarized in Table 88 for patients with PD-L1 expression (CPS ≥1).

Table 88: Efficacy Results in Patients with Recurrent or Metastatic Cervical Cancer (CPS ≥1) in KEYNOTE-158

Endpoint	KEYTRUDA 200 mg every 3 weeks n=77*
Objective Response Rate	
ORR (95% CI)	14.3% (7.4, 24.1)
Complete response rate	2.6%
Partial response rate	11.7%
Duration of Response	
Median in months (range)	NR (4.1, 18.6+)†
% with duration ≥6 months	91%

* Median follow-up time of 11.7 months (range 0.6 to 22.7 months)
† Based on patients (n=11) with a response by independent review
\+ Denotes ongoing response
NR = not reached

14.12 Hepatocellular Carcinoma

Previously Treated HCC

The efficacy of KEYTRUDA was investigated in KEYNOTE-394 (NCT03062358), a multicenter, randomized, placebo-controlled, double-blind trial conducted in Asia in patients with Barcelona Clinic Liver Cancer (BCLC) Stage B or C HCC, who were previously treated with sorafenib or oxaliplatin-based chemotherapy and who were not amenable to or were refractory to local-regional therapy. Patients were also required to have Child-Pugh A liver function.

Patients with hepatitis B had treated controlled disease (HBV viral load <2000 IU/mL or $<10^4$ copies/mL). Patients with an autoimmune disease that required systemic therapy within 2 years of treatment or a medical condition that required immunosuppression were ineligible. Patients with hepatic encephalopathy, main branch portal venous invasion, clinically apparent ascites, or esophageal or gastric variceal bleeding within the last 6 months were also ineligible.

Randomization was stratified by prior treatment: sorafenib vs. oxaliplatin-based chemotherapy, macrovascular invasion, and etiology (active HBV vs. others (active HCV, non-infected)). Patients were randomized (2:1) to receive pembrolizumab 200 mg intravenously every 3 weeks or placebo.

Treatment with KEYTRUDA continued until RECIST v1.1-defined progression of disease as determined by BICR, unacceptable toxicity, or a maximum of 24 months. Assessment of tumor status was performed every 6 weeks. The main efficacy outcome measure was OS. Additional efficacy outcome measures were PFS, ORR, and DoR, as assessed by BICR using RECIST v1.1, modified to follow a maximum of 10 target lesions and a maximum of 5 target lesions per organ.

The study enrolled 453 patients, and 360 (79%) had active hepatitis B. The population characteristics in patients with active hepatitis B were: median age of 52 years (range: 23 to 82), 16% age 65 or older; 86% male; 100% Asian; 42% ECOG PS of 0 and 58% ECOG PS of 1; 90% received prior sorafenib and 10% received prior oxaliplatin-based chemotherapy. Patient characteristics also included extrahepatic disease (77%), macrovascular invasion (10%), BCLC stage C (93%) and B (7%), and baseline AFP ≥200 ng/mL (57%).

KEYNOTE-394 demonstrated improved OS in patients with HCC secondary to hepatitis B randomized to KEYTRUDA compared with placebo. Efficacy results are summarized in Table 89 and Figure 25.

Reference ID: 5425674

Table 89: Efficacy Results in Patients with Hepatocellular Carcinoma in KEYNOTE-394

Endpoint	KEYTRUDA 200 mg every 3 weeks n=236	Placebo n=124
OS*		
Number (%) of patients with events	172 (73)	105 (85)
Median in months (95% CI)	13.9 (12.5, 17.9)	13.0 (10.1, 15.6)
Hazard ratio† (95% CI)	0.78 (0.61, 0.99)	
PFS‡		
Number (%) of patients with events	189 (80)	108 (87)
Median in months (95% CI)	2 (1.4, 2.7)	2.3 (1.4, 2.8)
Hazard ratio† (95% CI)	0.78 (0.61, 1.00)	
Objective Response Rate‡		
ORR§ (95% CI)	11% (7, 16)	1.6% (0.2, 5.7)
Number (%) of complete responses	2 (0.9%)	1 (0.8%)
Number (%) of partial responses	24 (10%)	1 (0.8%)
Duration of Response*	n=28	n=2
Median in months¶ (range)	23.9 (2.6+, 44.4+)	5.6 (3.0+, 5.6)

* Results at the pre-specified final OS analysis
† Based on the stratified Cox proportional hazard model
‡ Results at pre-specified interim OS analysis
§ Confirmed complete response or partial response
¶ Based on Kaplan-Meier estimate
\+ Denotes ongoing response

Reference ID: 5425674

Figure 25: Kaplan-Meier Curve for Overall Survival in KEYNOTE-394

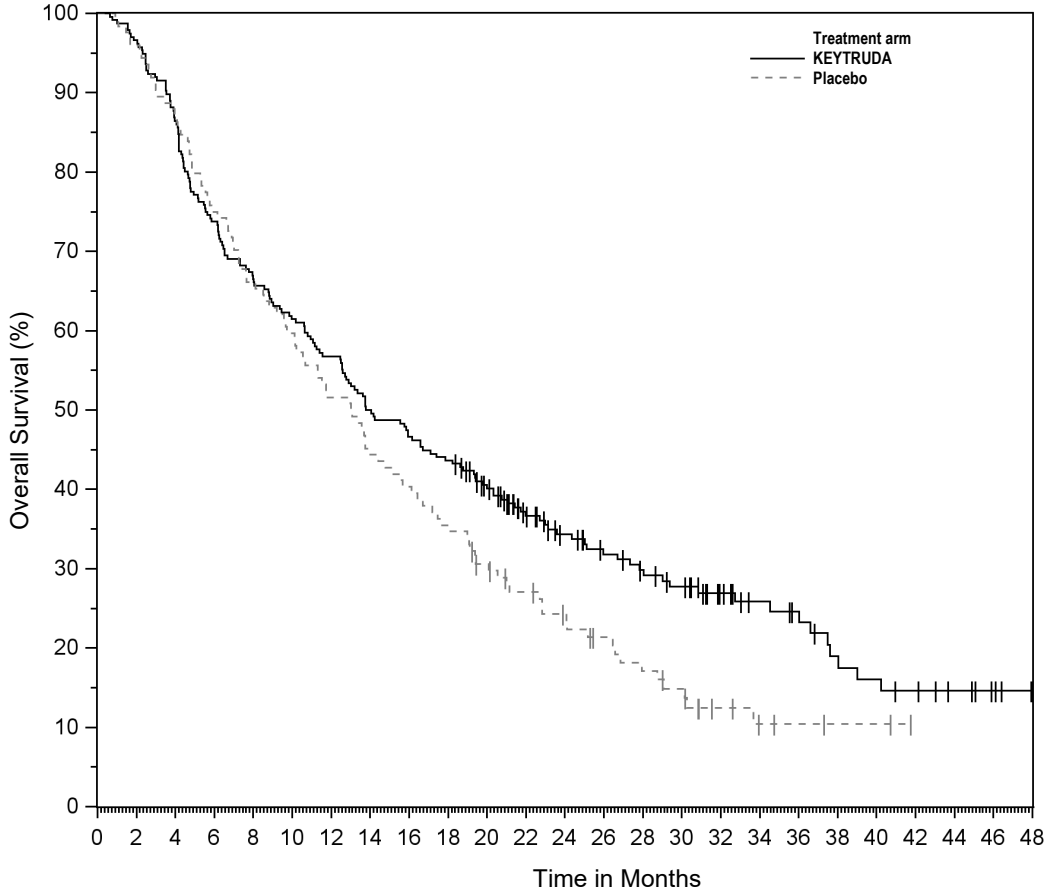

Number at Risk

KEYTRUDA	236	228	204	174	157	145	134	118	110	103	89	68	57	49	44	38	28	21	18	13	11	9	6	3	0
Placebo	124	119	108	93	82	74	64	55	50	44	36	30	25	20	16	13	7	4	3	2	2	0	0	0	0

14.13 Biliary Tract Cancer

The efficacy of KEYTRUDA in combination with gemcitabine and cisplatin chemotherapy was investigated in KEYNOTE-966 (NCT04003636), a multicenter, randomized, double-blind, placebo-controlled trial that enrolled 1069 patients with locally advanced unresectable or metastatic BTC, who had not received prior systemic therapy in the advanced disease setting. Patients with autoimmune disease that required systemic therapy within 2 years of treatment or a medical condition that required immunosuppression were ineligible. Randomization was stratified by region (Asia vs. non-Asia), locally advanced versus metastatic, and site of origin (gallbladder, intrahepatic or extrahepatic cholangiocarcinoma).

Patients were randomized (1:1) to KEYTRUDA 200 mg on Day 1 plus gemcitabine 1000 mg/m^2 and cisplatin 25 mg/m^2 on Day 1 and Day 8 every 3 weeks, or placebo on Day 1 plus gemcitabine 1000 mg/m^2 and cisplatin 25 mg/m^2 on Day 1 and Day 8 every 3 weeks. Study medications were administered via intravenous infusion. Treatment continued until unacceptable toxicity or disease progression. For pembrolizumab, treatment continued for a maximum of 35 cycles, or approximately 24 months. For gemcitabine, treatment could be continued beyond 8 cycles while for cisplatin, treatment could be administered for a maximum of 8 cycles.

Administration of KEYTRUDA with chemotherapy was permitted beyond RECIST-defined disease progression if the patient was clinically stable and considered by the investigator to be deriving clinical benefit. Assessment of tumor status was performed at baseline and then every 6 weeks through 54 weeks, followed by every 12 weeks thereafter.

Study population characteristics were median age of 64 years (range: 23 to 85), 47% age 65 or older; 52% male; 49% White, 46% Asian, 1.3% Black or African American; 10% Hispanic or Latino; 46% ECOG PS of 0 and 54% ECOG PS of 1; 31% of patients had a history of hepatitis B infection, and 3% had a history of hepatitis C infection.

The major efficacy outcome measure was OS. Additional efficacy outcome measures were PFS, ORR and DoR as assessed by BICR according to RECIST v1.1, modified to follow a maximum of 10 target lesions and a maximum of 5 target lesions per organ.

Table 90 and Figure 26 summarize the efficacy results for KEYNOTE-966.

Table 90: Efficacy Results in KEYNOTE-966

Endpoint	**KEYTRUDA 200 mg every 3 weeks with gemcitabine/cisplatin n=533**	**Placebo with gemcitabine/cisplatin n=536**
OS*		
Number of patients with event (%)	414 (78%)	443 (83%)
Median in months (95% CI)	12.7 (11.5, 13.6)	10.9 (9.9, 11.6)
Hazard ratio† (95% CI)	0.83 (0.72, 0.95)	
p-Value‡	0.0034	
PFS§		
Number (%) of patients with event	361 (68%)	391 (73%)
Median in months (95% CI)	6.5 (5.7, 6.9)	5.6 (5.1, 6.6)
Hazard ratio† (95% CI)	0.86 (0.75, 1.00)	
p-Value‡	NS	
Objective Response Rate§		
ORR¶ (95% CI)	29% (25, 33)	29% (25, 33)
Number (%) of complete responses	11 (2.1%)	7 (1.3%)
Number (%) of partial responses	142 (27%)	146 (27%)
p-Value #	NS	
Duration of Response*	n=156	n=152
Median in months Þ (95% CI)	8.3 (6.9, 10.2)	6.8 (5.7, 7.1)

* Results at the pre-specified final OS analysis
† Based on the stratified Cox proportional hazard model
‡ One-sided p-Value based on a stratified log-rank test
§ Results at pre-specified final analysis of PFS and ORR
¶ Confirmed complete response or partial response
\# One-sided p-Value based on the stratified Miettinen and Nurminen analysis
Þ Based on Kaplan-Meier estimate
NS = not significant

Figure 26: Kaplan-Meier Curve for Overall Survival in KEYNOTE-966

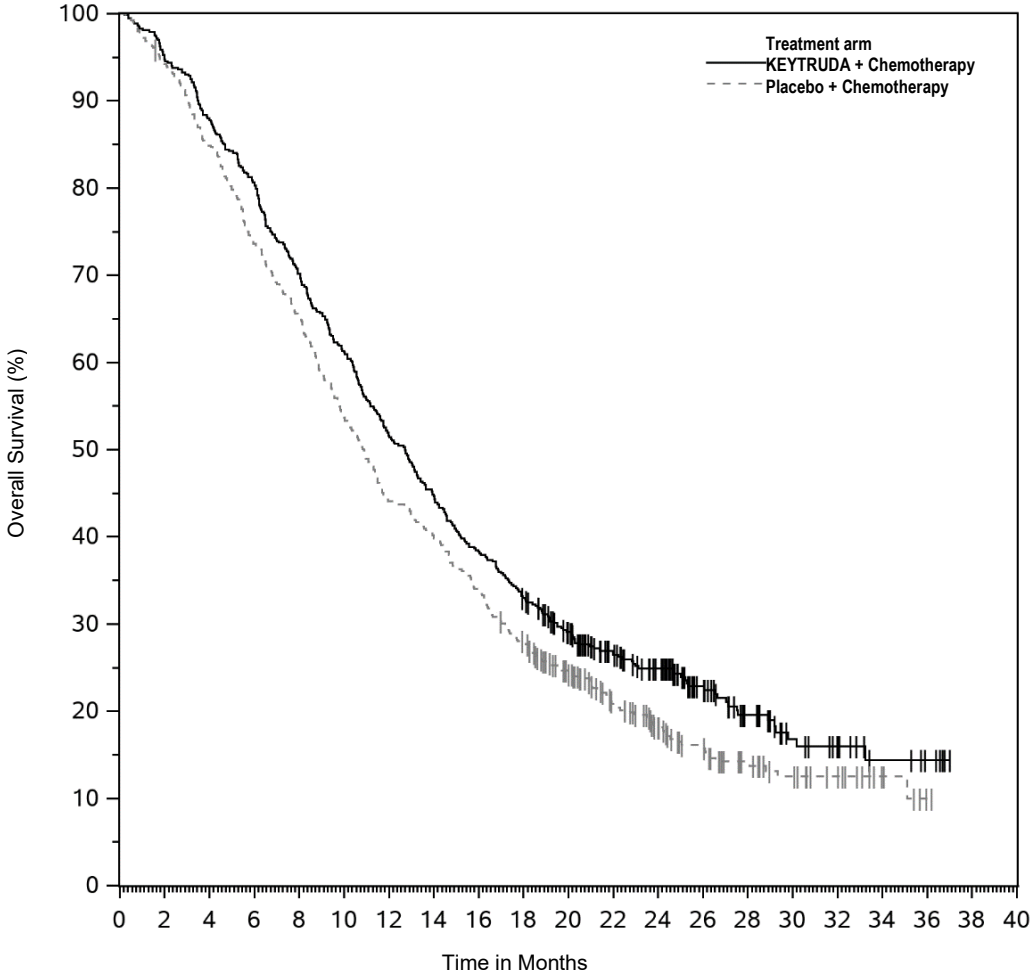

Number at Risk																				
KEYTRUDA + Chemotherapy	533	505	469	430	374	326	275	238	204	175	142	108	88	56	35	21	16	8	5	0	0
Placebo + Chemotherapy	536	504	454	394	349	287	236	213	181	148	115	81	59	43	28	20	14	7	1	0	0

14.14 Merkel Cell Carcinoma

The efficacy of KEYTRUDA was investigated in KEYNOTE-017 (NCT02267603) and KEYNOTE-913 (NCT03783078), two multicenter, non-randomized, open-label trials that enrolled 105 patients with recurrent locally advanced or metastatic MCC who had not received prior systemic therapy for their advanced disease. Patients with active autoimmune disease or a medical condition that required immunosuppression were ineligible.

Patients received KEYTRUDA 2 mg/kg (KEYNOTE-017) or 200 mg (KEYNOTE-913) every 3 weeks until unacceptable toxicity or disease progression that was symptomatic, rapidly progressive, required urgent intervention, occurred with a decline in performance status, or was confirmed at least 4 weeks later with repeat imaging. Patients without disease progression were treated for up to 24 months.

The major efficacy outcome measures were ORR and DoR as assessed by BICR per RECIST v1.1.

Among the 105 patients enrolled, the median age was 73 years (range: 38 to 91), 79% were age 65 or older; 62% were male; 80% were White, race in 19% was unknown or missing, and 1% were Asian; 53% had ECOG PS of 0, and 47% had ECOG PS of 1. Thirteen percent had stage IIIB disease and 84% had stage IV. Seventy-six percent of patients had prior surgery and 51% had prior radiation therapy.

Efficacy results are summarized in Table 91.

Table 91: Efficacy Results in KEYNOTE-017 and KEYNOTE-913

Endpoint	KEYNOTE-017 KEYTRUDA 2 mg/kg every 3 weeks n=50	KEYNOTE-913 KEYTRUDA 200 mg or 2 mg/kg every 3 weeks n=55
Objective Response Rate		
ORR (95% CI)	56% (41, 70)	49% (35, 63)
Complete responses, n (%)	12 (24%)	9 (16%)
Partial responses, n (%)	16 (32%)	18 (33%)
Duration of Response	**n=28**	**n=27**
Median DoR in months (range)	NR (5.9, 34.5+)	NR (4.8, 25.4+)
Patients with duration ≥6 months, n (%)	27 (96%)	25 (93%)
Patients with duration ≥12 months, n (%)	15 (54%)	19 (70%)

\+ Denotes ongoing response
NR = not reached

14.15 Renal Cell Carcinoma

First-line treatment with axitinib

KEYNOTE-426

The efficacy of KEYTRUDA in combination with axitinib was investigated in KEYNOTE-426 (NCT02853331), a randomized, multicenter, open-label trial conducted in 861 patients who had not received systemic therapy for advanced RCC. Patients were enrolled regardless of PD-L1 tumor expression status. Patients with active autoimmune disease requiring systemic immunosuppression within the last 2 years were ineligible. Randomization was stratified by International Metastatic RCC Database Consortium (IMDC) risk categories (favorable versus intermediate versus poor) and geographic region (North America versus Western Europe versus “Rest of the World”).

Patients were randomized (1:1) to one of the following treatment arms:

- KEYTRUDA 200 mg intravenously every 3 weeks up to 24 months in combination with axitinib 5 mg orally, twice daily. Patients who tolerated axitinib 5 mg twice daily for 2 consecutive cycles (6 weeks) could increase to 7 mg and then subsequently to 10 mg twice daily. Axitinib could be interrupted or reduced to 3 mg twice daily and subsequently to 2 mg twice daily to manage toxicity.
- Sunitinib 50 mg orally, once daily for 4 weeks and then off treatment for 2 weeks.

Treatment with KEYTRUDA and axitinib continued until RECIST v1.1-defined progression of disease or unacceptable toxicity. Administration of KEYTRUDA and axitinib was permitted beyond RECIST-defined disease progression if the patient was clinically stable and considered to be deriving clinical benefit by the investigator. Assessment of tumor status was performed at baseline, after randomization at Week 12, then every 6 weeks thereafter until Week 54, and then every 12 weeks thereafter.

The study population characteristics were: median age of 62 years (range: 26 to 90), 38% age 65 or older; 73% male; 79% White and 16% Asian; 20% and 80% of patients had a baseline KPS of 70 to 80 and 90 to 100, respectively; and patient distribution by IMDC risk categories was 31% favorable, 56% intermediate, and 13% poor.

The main efficacy outcome measures were OS and PFS as assessed by BICR according to RECIST v1.1, modified to follow a maximum of 10 target lesions and a maximum of 5 target lesions per organ. Additional efficacy outcome measures included ORR, as assessed by BICR. A statistically significant improvement in OS was demonstrated at the first pre-specified interim analysis in patients randomized to KEYTRUDA in combination with axitinib compared with sunitinib. The trial also demonstrated statistically significant improvements in PFS and ORR. An updated OS analysis was conducted when 418 deaths were observed based on the planned number of deaths for the pre-specified final analysis. Table 92 and Figure 27 summarize the efficacy results for KEYNOTE-426.

Table 92: Efficacy Results in KEYNOTE-426

Endpoint	KEYTRUDA 200 mg every 3 weeks and Axitinib n=432	Sunitinib n=429
OS		
Number of patients with event (%)	59 (14%)	97 (23%)
Median in months (95% CI)	NR (NR, NR)	NR (NR, NR)
Hazard ratio* (95% CI)	0.53 (0.38, 0.74)	
p-Value†	<0.0001‡	
Updated OS		
Number of patients with event (%)	193 (45%)	225 (52%)
Median in months (95% CI)	45.7 (43.6, NR)	40.1 (34.3, 44.2)
Hazard ratio* (95% CI)	0.73 (0.60, 0.88)	
PFS		
Number of patients with event (%)	183 (42%)	213 (50%)
Median in months (95% CI)	15.1 (12.6, 17.7)	11.0 (8.7, 12.5)
Hazard ratio* (95% CI)	0.69 (0.56, 0.84)	
p-Value†	0.0001§	
Objective Response Rate		
ORR¶ (95% CI)	59% (54, 64)	36% (31, 40)
Complete response rate	6%	2%
Partial response rate	53%	34%
p-Value#	<0.0001	

* Based on the stratified Cox proportional hazard model
† Based on stratified log-rank test
‡ p-Value (one-sided) is compared with the allocated alpha of 0.0001 for this interim analysis (with 39% of the planned number of events for final analysis).
§ p-Value (one-sided) is compared with the allocated alpha of 0.0013 for this interim analysis (with 81% of the planned number of events for final analysis).
¶ Response: Best objective response as confirmed complete response or partial response
\# Based on Miettinen and Nurminen method stratified by IMDC risk group and geographic region
NR = not reached

Reference ID: 5425674

Figure 27: Kaplan-Meier Curve for Updated Overall Survival in KEYNOTE-426

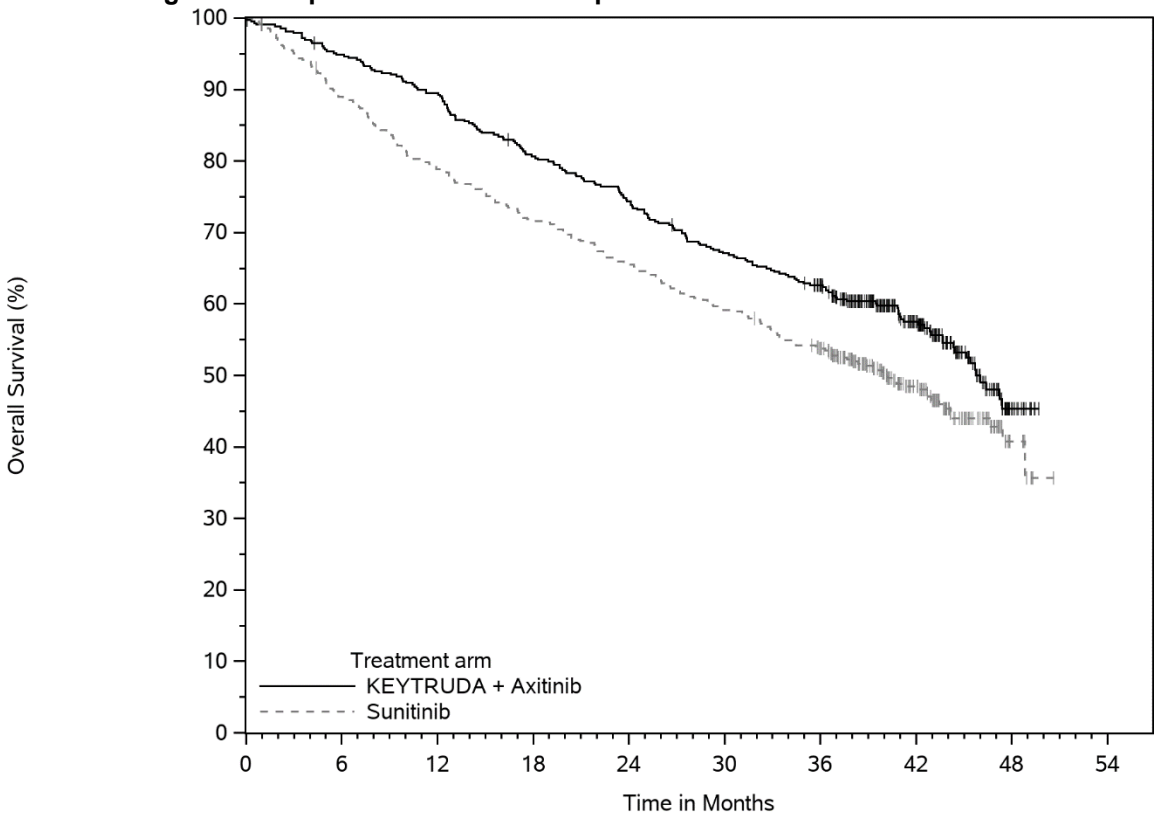

Number at Risk

KEYTRUDA + Axitinib	432	407	384	345	318	286	259	141	16	0
Sunitinib	429	379	336	306	279	252	224	110	12	0

In an exploratory analysis, the updated analysis of OS in patients with IMDC favorable, intermediate, intermediate/poor, and poor risk demonstrated a HR of 1.17 (95% CI: 0.76, 1.80), 0.67 (95% CI: 0.52, 0.86), 0.64 (95% CI: 0.52, 0.80), and 0.51 (95% CI: 0.32, 0.81), respectively.

First-line treatment with lenvatinib

KEYNOTE-581

The efficacy of KEYTRUDA in combination with lenvatinib was investigated in KEYNOTE-581 (NCT02811861), a multicenter, open-label, randomized trial conducted in 1069 patients with advanced RCC in the first-line setting. Patients were enrolled regardless of PD-L1 tumor expression status. Patients with active autoimmune disease or a medical condition that required immunosuppression were ineligible. Randomization was stratified by geographic region (North America versus Western Europe versus “Rest of the World”) and Memorial Sloan Kettering Cancer Center (MSKCC) prognostic groups (favorable versus intermediate versus poor risk).

Patients were randomized (1:1:1) to one of the following treatment arms:

- KEYTRUDA 200 mg intravenously every 3 weeks up to 24 months in combination with lenvatinib 20 mg orally once daily.
- Lenvatinib 18 mg orally once daily in combination with everolimus 5 mg orally once daily.
- Sunitinib 50 mg orally once daily for 4 weeks then off treatment for 2 weeks.

Treatment continued until unacceptable toxicity or disease progression. Administration of KEYTRUDA with lenvatinib was permitted beyond RECIST-defined disease progression if the patient was clinically stable and considered by the investigator to be deriving clinical benefit. KEYTRUDA was continued for a

maximum of 24 months; however, treatment with lenvatinib could be continued beyond 24 months. Assessment of tumor status was performed at baseline and then every 8 weeks.

The study population characteristics were: median age of 62 years (range: 29 to 88 years), 42% age 65 or older; 75% male; 74% White, 21% Asian, 1% Black, and 2% other races; 18% and 82% of patients had a baseline KPS of 70 to 80 and 90 to 100, respectively; patient distribution by MSKCC risk categories was 27% favorable, 64% intermediate, and 9% poor. Common sites of metastases in patients were lung (68%), lymph node (45%), and bone (25%).

The major efficacy outcome measures were PFS, as assessed by independent radiologic review (IRC) according to RECIST v1.1, and OS. Additional efficacy outcome measures included confirmed ORR as assessed by IRC. KEYTRUDA in combination with lenvatinib demonstrated statistically significant improvements in PFS, OS, and ORR compared with sunitinib. An updated OS analysis was conducted when 304 deaths were observed based on the planned number of deaths for the pre-specified final analysis. Table 93 and Figures 28 and 29 summarize the efficacy results for KEYNOTE-581.

Table 93: Efficacy Results in KEYNOTE-581

Endpoint	**KEYTRUDA 200 mg every 3 weeks and Lenvatinib n=355**	**Sunitinib n=357**
Progression-Free Survival (PFS)		
Number of events, n (%)	160 (45%)	205 (57%)
Progressive disease	145 (41%)	196 (55%)
Death	15 (4%)	9 (3%)
Median PFS in months (95% CI)	23.9 (20.8, 27.7)	9.2 (6.0, 11.0)
Hazard ratio* (95% CI)	0.39 (0.32, 0.49)	
p-Value†	<0.0001	
Overall Survival (OS)		
Number of deaths, n (%)	80 (23%)	101 (28%)
Median OS in months (95% CI)	NR (33.6, NR)	NR (NR, NR)
Hazard ratio* (95% CI)	0.66 (0.49, 0.88)	
p-Value†	0.0049	
Updated OS		
Number of deaths, n (%)	149 (42%)	159 (45%)
Median OS in months (95% CI)	53.7 (48.7, NR)	54.3 (40.9, NR)
Hazard ratio* (95% CI)	0.79 (0.63, 0.99)	
Objective Response Rate (Confirmed)		
ORR, n (%)	252 (71%)	129 (36%)
(95% CI)	(66, 76)	(31, 41)
Complete response rate	16%	4%
Partial response rate	55%	32%
p-Value‡	<0.0001	

Tumor assessments were based on RECIST 1.1; only confirmed responses are included for ORR.
Data cutoff date = 28 Aug 2020, Updated OS cutoff date = 31 July 2022
CI = confidence interval; NR= Not reached
* Hazard ratio is based on a Cox Proportional Hazards Model. Stratified by geographic region and MSKCC prognostic groups.
† Two-sided p-Value based on stratified log-rank test.
‡ Two-sided p-Value based upon CMH test.

Figure 28: Kaplan-Meier Curve for PFS in KEYNOTE-581

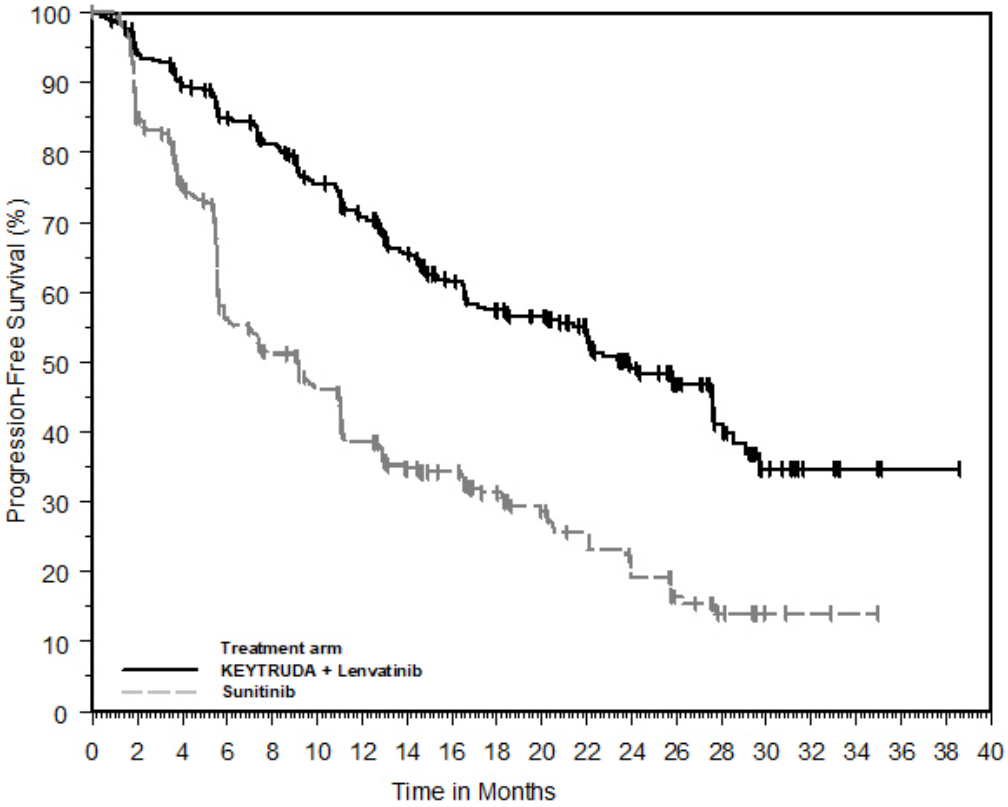

Number at Risk

KEYTRUDA + Lenvatinib:	355	321	300	276	259	235	213	186	160	136	126	106	80	56	30	14	6	3	1	1	0
Sunitinib:	357	262	218	145	124	107	85	69	62	49	42	32	25	16	9	3	2	1	0	0	0

Figure 29: Kaplan-Meier Curve for Updated Overall Survival in KEYNOTE-581

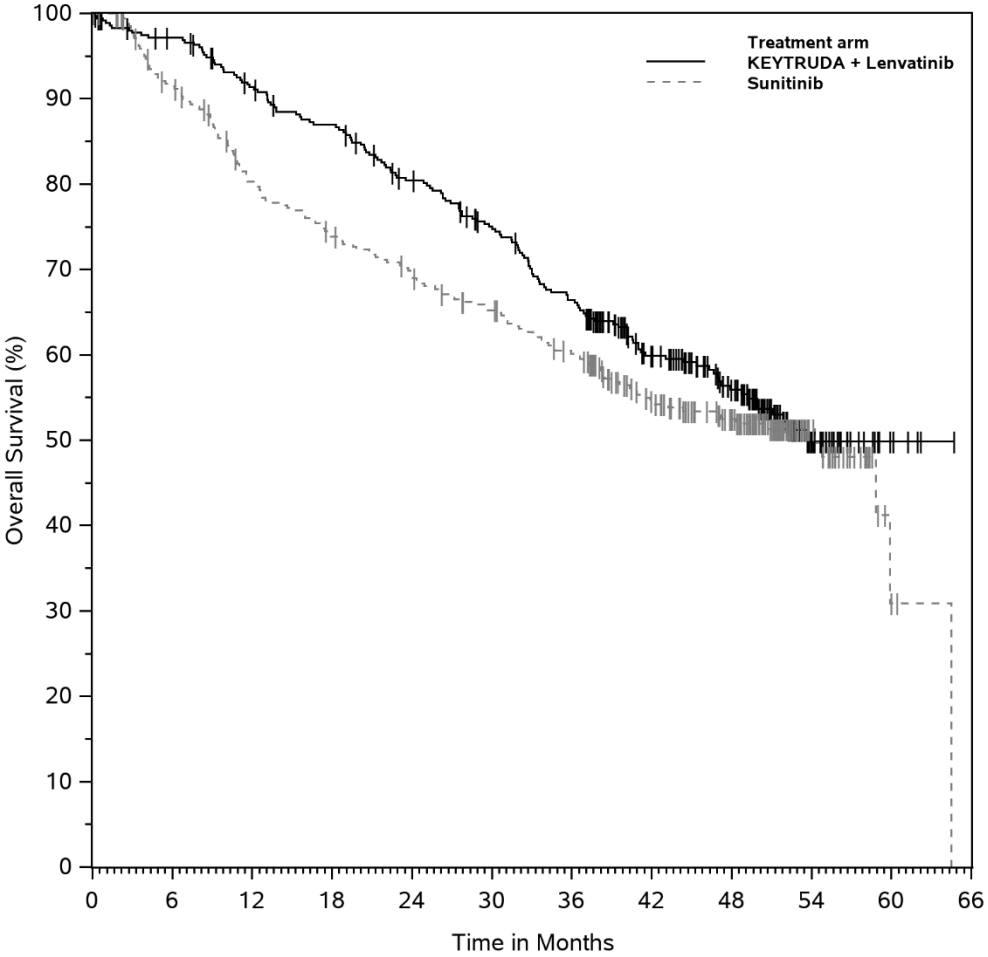

Number at Risk												
KEYTRUDA + Lenvatinib	355	338	313	296	269	245	216	158	117	34	5	0
Sunitinib	357	308	264	242	226	208	188	145	108	33	3	0

KEYNOTE-B61

The efficacy of KEYTRUDA in combination with lenvatinib was investigated in KEYNOTE-B61 (NCT04704219), a multicenter, single-arm trial that enrolled 160 patients with advanced or metastatic non-clear cell RCC in the first-line setting. Patients with active autoimmune disease or a medical condition that required immunosuppression were ineligible.

Patients received KEYTRUDA 400 mg every 6 weeks in combination with lenvatinib 20 mg orally once daily. KEYTRUDA was continued for a maximum of 24 months; however, lenvatinib could be continued beyond 24 months. Treatment continued until unacceptable toxicity or disease progression. Administration of KEYTRUDA with lenvatinib was permitted beyond RECIST-defined disease progression if the patient was considered by the investigator to be deriving clinical benefit.

Among the 158 treated patients, the baseline characteristics were: median age of 60 years (range: 24 to 87 years); 71% male; 86% White, 8% Asian, and 3% Black; <1% Hispanic or Latino; 22% and 78% of patients had a baseline KPS of 70 to 80 and 90 to 100, respectively; histologic subtypes were 59% papillary, 18% chromophobe, 4% translocation, <1% medullary, 13% unclassified, and 6% other; patient distribution by IMDC risk categories was 35% favorable, 54% intermediate, and 10% poor. Common sites of metastases in patients were lymph node (65%), lung (35%), bone (30%), and liver (21%).

Reference ID: 5425674

The major efficacy outcome measure was ORR as assessed by BICR using RECIST 1.1. Additional efficacy outcome measures included DOR as assessed by BICR using RECIST 1.1. Efficacy results are summarized in Table 94.

Table 94: Efficacy Results in KEYNOTE-B61

Endpoint	KEYTRUDA 400 mg every 6 weeks and Lenvatinib n=158
Objective Response Rate (Confirmed)	
ORR (95% CI)	51% (43, 59)
Complete response	8%
Partial response	42%
Duration of Response*	
Median in months (range)	19.5 (1.5+, 23.5+)

CI = confidence interval
* Based on Kaplan-Meier estimates
\+ Denotes ongoing response

Adjuvant Treatment of RCC (KEYNOTE-564)

The efficacy of KEYTRUDA was investigated as adjuvant therapy for RCC in KEYNOTE-564 (NCT03142334), a multicenter, randomized (1:1), double-blind, placebo-controlled trial in 994 patients with intermediate-high or high risk of recurrence of RCC, or M1 no evidence of disease (NED). The intermediate-high risk category included: pT2 with Grade 4 or sarcomatoid features; pT3, any Grade without nodal involvement (N0) or distant metastases (M0). The high risk category included: pT4, any Grade N0 and M0; any pT, any Grade with nodal involvement and M0. The M1 NED category included patients with metastatic disease who had undergone complete resection of primary and metastatic lesions. Patients must have undergone a partial nephroprotective or radical complete nephrectomy (and complete resection of solid, isolated, soft tissue metastatic lesion(s) in M1 NED participants) with negative surgical margins ≥4 weeks prior to the time of screening. Patients were excluded from the trial if they had received prior systemic therapy for advanced RCC. Patients with active autoimmune disease or a medical condition that required immunosuppression were also ineligible. Patients were randomized to KEYTRUDA 200 mg administered intravenously every 3 weeks or placebo for up to 1 year until disease recurrence or unacceptable toxicity. Randomization was stratified by metastasis status (M0, M1 NED); M0 group was further stratified by ECOG PS (0,1) and geographic region (US, non-US).

The study population characteristics were: median age of 60 years (range: 25 to 84), 33% age 65 or older; 71% male; 75% White, 14% Asian, 9% Unknown, 1% Black or African American, 1% American Indian or Alaska Native, 1% Multiracial; 13% Hispanic or Latino, 78% Not Hispanic or Latino, 8% Unknown; and 85% ECOG PS of 0 and 15% ECOG PS of 1. Ninety-four percent of patients enrolled had N0 disease; 11% had sarcomatoid features; 86% were intermediate-high risk; 8% were high risk; and 6% were M1 NED. Ninety-two percent of patients had a radical nephrectomy, and 8% had a partial nephrectomy.

The major efficacy outcome measure was investigator-assessed disease-free survival (DFS), defined as time to recurrence, metastasis, or death. An additional outcome measure was OS. Statistically significant improvements in DFS and OS were demonstrated at pre-specified interim analyses in patients randomized to the KEYTRUDA arm compared with placebo. Efficacy results are summarized in Table 95 and Figures 30 and 31.

Reference ID: 5425674

Table 95: Efficacy Results in KEYNOTE-564

Endpoint	KEYTRUDA 200 mg every 3 weeks n=496	Placebo n=498
DFS		
Number (%) of patients with event	109 (22%)	151 (30%)
Median in months (95% CI)	NR	NR
Hazard ratio* (95% CI)	0.68 (0.53, 0.87)	
p-Value†	0.0010‡	
24-month DFS rate (95% CI)	77% (73, 81)	68% (64, 72)
OS		
Number (%) of patients with event	55 (11%)	86 (17%)
Median in months (95% CI)	NR (NR, NR)	NR (NR, NR)
Hazard ratio* (95% CI)	0.62 (0.44, 0.87)	
p-Value†	0.0024§	
48-month OS rate (95% CI)	91% (88, 93)	86% (83, 89)

* Based on the stratified Cox proportional hazard model
† Based on stratified log-rank test
‡ p-Value (one-sided) is compared with a boundary of 0.0114.
§ p-Value (one-sided) is compared with a boundary of 0.0072.
NR = not reached

Figure 30: Kaplan-Meier Curve for Disease-Free Survival in KEYNOTE-564

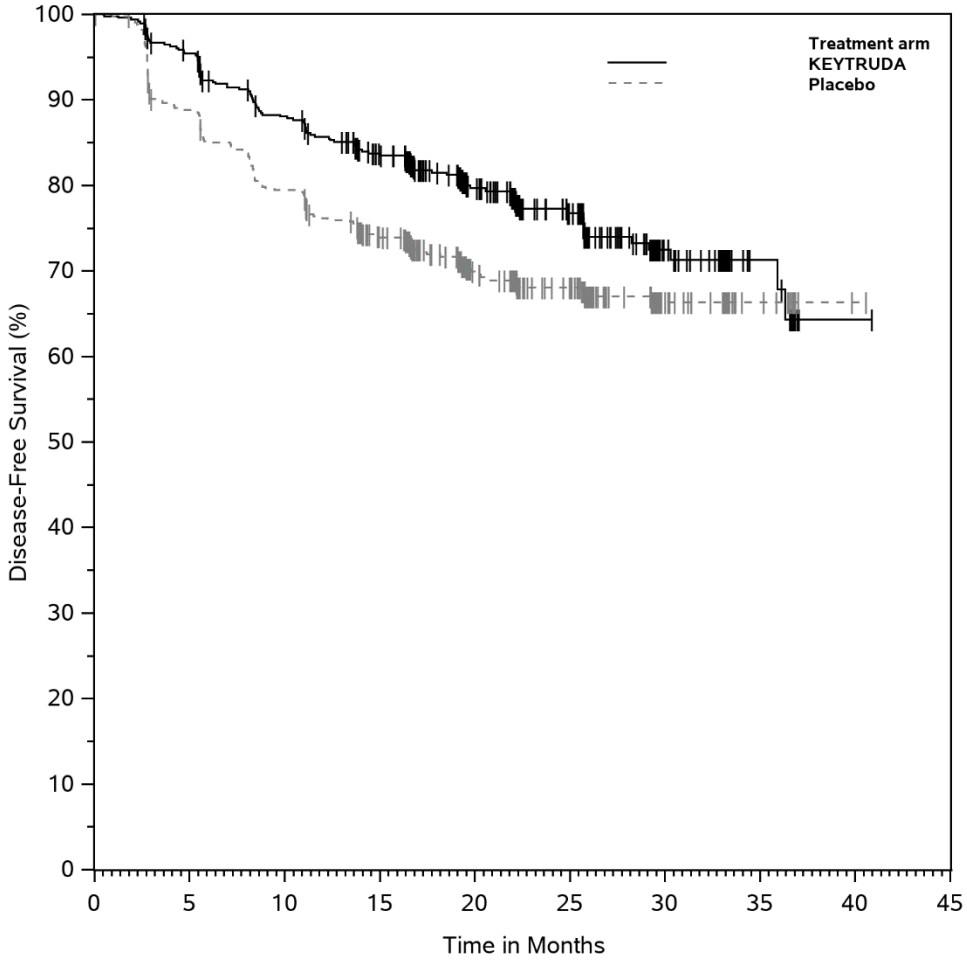

Number at Risk

KEYTRUDA	496	457	414	371	233	151	61	21	1	0
Placebo	498	436	389	341	209	145	56	19	1	0

Figure 31: Kaplan-Meier Curve for Overall Survival in KEYNOTE-564

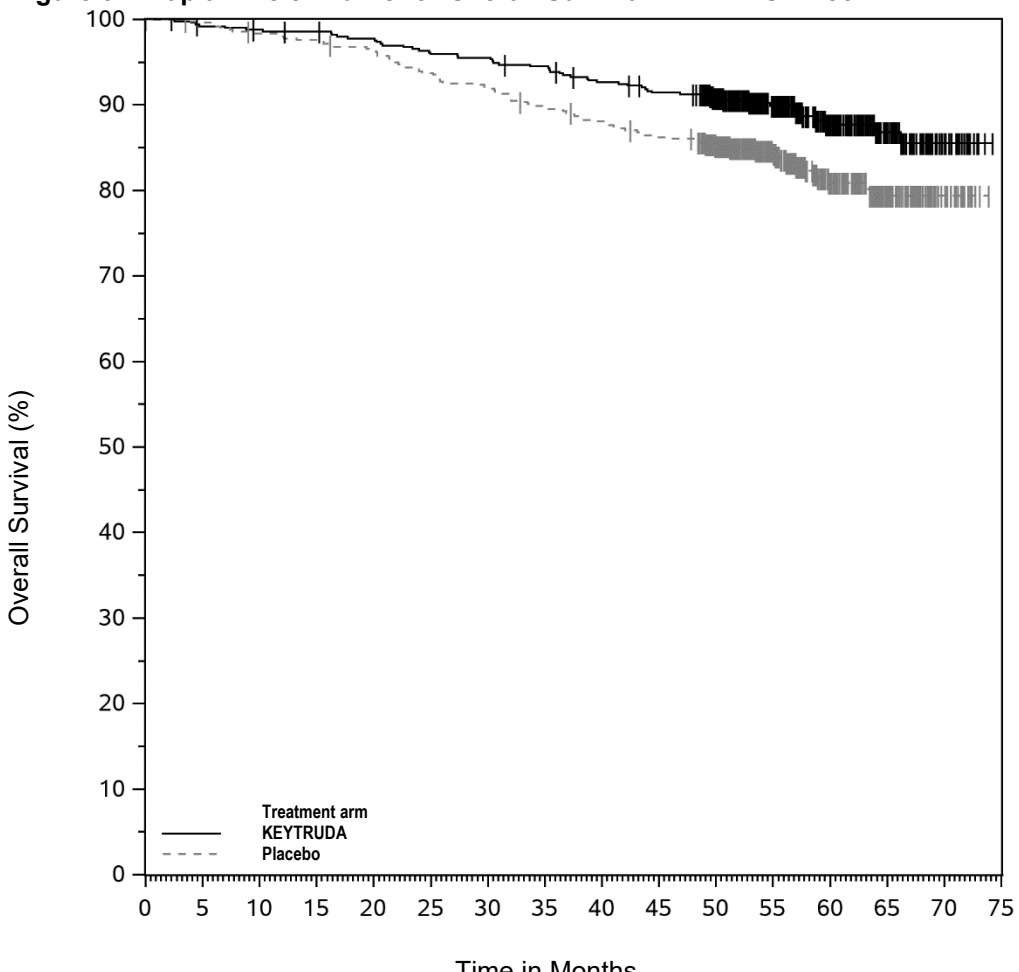

Number at Risk																
KEYTRUDA	496	489	486	484	479	470	468	462	451	443	397	270	168	81	22	0
Placebo	498	494	487	483	476	463	455	441	433	423	382	248	155	79	22	0

14.16 Endometrial Carcinoma

<u>In Combination with Paclitaxel and Carboplatin for the Treatment of Primary Advanced or Recurrent Endometrial Carcinoma</u>

The efficacy of KEYTRUDA in combination with paclitaxel and carboplatin was investigated in KEYNOTE-868/NRG-GY018 (NCT03914612), a multicenter, randomized, double-blind, placebo-controlled trial in 810 patients with advanced or recurrent endometrial carcinoma. The study design included two separate cohorts based on MMR status; 222 (27%) patients were in dMMR cohort, 588 (73%) patients were in pMMR cohort. The trial enrolled measurable Stage III, measurable Stage IVA, Stage IVB or recurrent endometrial cancer (with or without measurable disease). Patients who had not received prior systemic therapy or had received prior chemotherapy in the adjuvant setting were eligible. Patients who had received prior adjuvant chemotherapy were only eligible if their chemotherapy-free interval was at least 12 months. Patients with endometrial sarcoma, including carcinosarcoma, or patients with active autoimmune disease or a medical condition that required immunosuppression were ineligible. Randomization was stratified according to MMR status, ECOG PS (0 or 1 vs. 2), and prior adjuvant chemotherapy.

Patients were randomized (1:1) to one of the following treatment arms:

- KEYTRUDA 200 mg every 3 weeks, paclitaxel 175 mg/m^2 and carboplatin AUC 5 mg/mL/min for 6 cycles, followed by KEYTRUDA 400 mg every 6 weeks for up to 14 cycles.
- Placebo every 3 weeks, paclitaxel 175 mg/m^2 and carboplatin AUC 5 mg/mL/min for 6 cycles, followed by placebo every 6 weeks for up to 14 cycles.

All study medications were administered as an intravenous infusion on Day 1 of each treatment cycle. Treatment continued until disease progression, unacceptable toxicity, or a maximum of 20 cycles (up to approximately 24 months). Patients with measurable disease who had RECIST-defined stable disease or partial response at the completion of cycle 6 were permitted to continue receiving paclitaxel and carboplatin with KEYTRUDA or placebo for up to 10 cycles as determined by the investigator. Assessment of tumor status was performed every 9 weeks for the first 9 months and then every 12 weeks thereafter. The major efficacy outcome measure was PFS as assessed by the investigator according to RECIST 1.1. An additional efficacy outcome measure was OS.

The dMMR population characteristics were: median age of 66 years (range: 37 to 86), 55% age 65 or older; 79% White, 9% Black, and 3% Asian; 5% Hispanic or Latino; 64% ECOG PS of 0, 33% ECOG PS of 1, and 3% ECOG PS of 2; 61% had recurrent disease and 39% had primary or persistent disease; 5% received prior adjuvant chemotherapy and 43% received prior radiotherapy. The histologic subtypes were endometrioid carcinoma (81%), adenocarcinoma NOS (11%), serous carcinoma (2%), and other (6%).

The pMMR population characteristics were: median age of 66 years (range: 29 to 94), 54% age 65 or older; 72% White, 16% Black, and 5% Asian; 6% Hispanic or Latino; 67% ECOG PS of 0, 30% ECOG PS of 1, and 3% ECOG PS of 2; 56% had recurrent disease and 44% had primary or persistent disease; 26% received prior adjuvant chemotherapy and 41% received prior radiotherapy. The histologic subtypes were endometrioid carcinoma (52%), serous carcinoma (26%), adenocarcinoma NOS (10%), clear cell carcinoma (7%), and other (5%).

The trial demonstrated statistically significant improvements in PFS for patients randomized to KEYTRUDA in combination with paclitaxel and carboplatin compared to placebo in combination with paclitaxel and carboplatin in both the dMMR and pMMR populations. Table 96 and Figures 32 and 33 summarize the efficacy results for KEYNOTE-868 by MMR status. At the time of the PFS analysis, OS data were not mature with 12% deaths in the dMMR population and 17% deaths in the pMMR population.

Table 96: Efficacy Results in KEYNOTE-868

Endpoint	dMMR Population		pMMR Population	
	KEYTRUDA with paclitaxel and carboplatin n=110	**Placebo with paclitaxel and carboplatin n=112**	**KEYTRUDA with paclitaxel and carboplatin n=294**	**Placebo with paclitaxel and carboplatin n=294**
PFS*				
Number (%) of patients with event	26 (24%)	57 (51%)	91 (31%)	124 (42%)
Median in months (95% CI)	NR (30.7, NR)	6.5 (6.4, 8.7)	11.1 (8.7, 13.5)	8.5 (7.2, 8.8)
Hazard ratio† (95% CI)	0.30 (0.19, 0.48)		0.60 (0.46, 0.78)	
p-Value‡	<0.0001		<0.0001	

* Based on interim PFS analysis; the information fractions for interim analyses were 49% for dMMR and 55% for pMMR.
† Based on the stratified Cox proportional hazard model
‡ Based on the stratified log-rank test
NR = not reached

Reference ID: 5425674

Figure 32: Kaplan-Meier Curve for Progression-Free Survival in KEYNOTE-868 (dMMR Population)

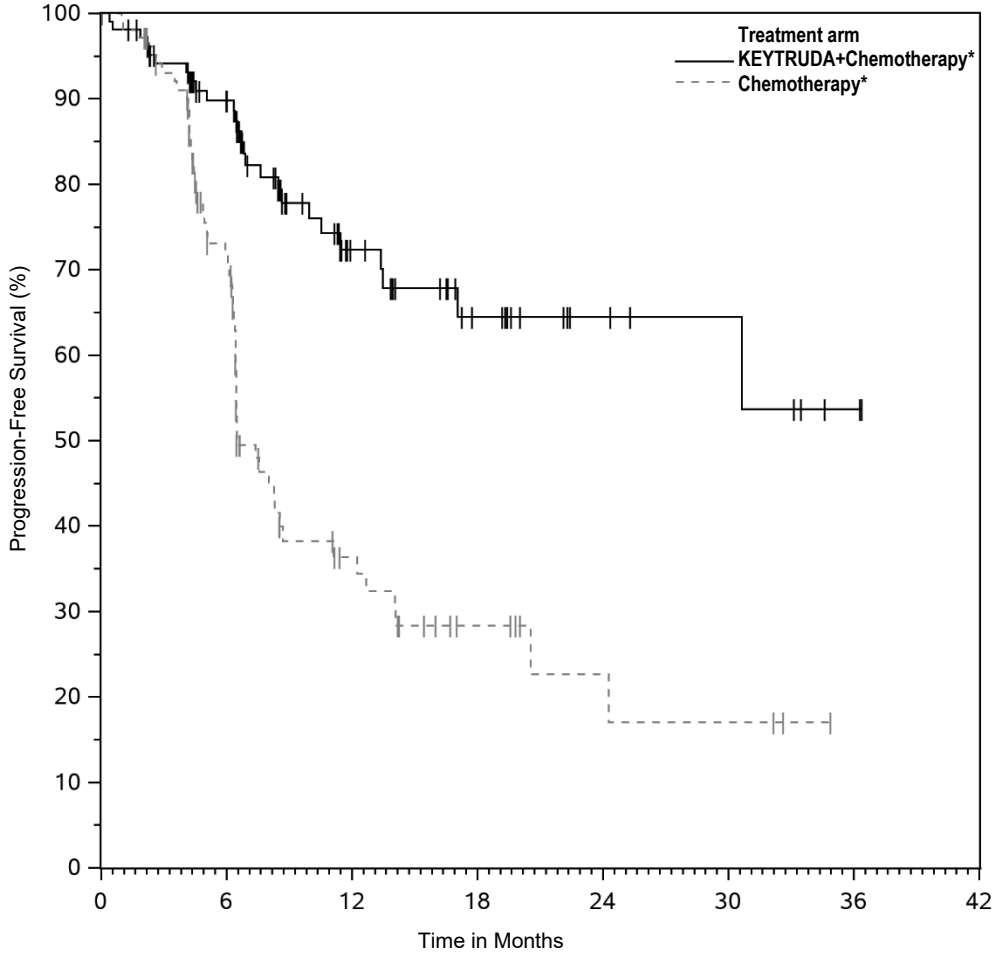

Number at Risk								
KEYTRUDA+Chemotherapy*	110	78	33	17	8	6	2	0
Chemotherapy*	112	58	18	8	4	3	0	0

*Chemotherapy (paclitaxel and carboplatin)

Figure 33: Kaplan-Meier Curve for Progression-Free Survival in KEYNOTE-868 (pMMR Population)

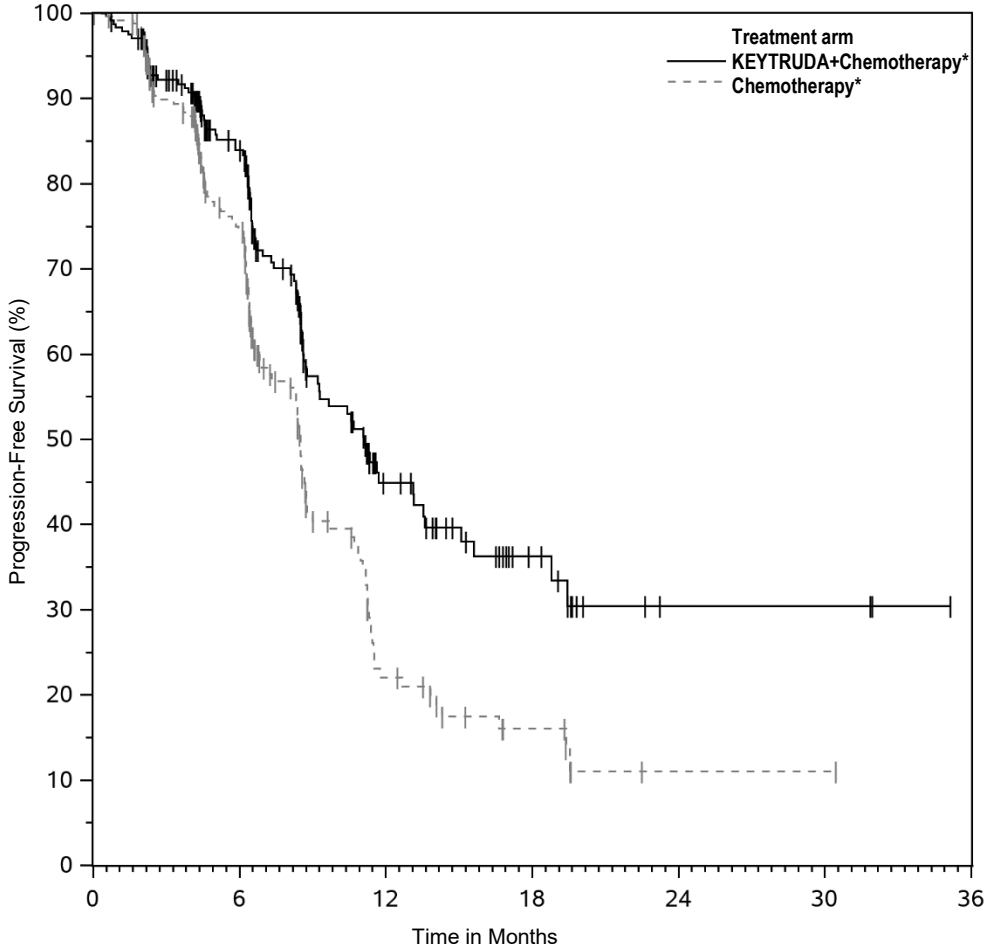

*Chemotherapy (paclitaxel and carboplatin)

<u>In Combination with Lenvatinib for the Treatment of Advanced Endometrial Carcinoma That Is pMMR or Not MSI-H</u>

The efficacy of KEYTRUDA in combination with lenvatinib was investigated in KEYNOTE-775 (NCT03517449), a multicenter, open-label, randomized, active-controlled trial that enrolled 827 patients with advanced endometrial carcinoma who had been previously treated with at least one prior platinum-based chemotherapy regimen in any setting, including in the neoadjuvant and adjuvant settings. Patients with endometrial sarcoma, including carcinosarcoma, or patients who had active autoimmune disease or a medical condition that required immunosuppression were ineligible. Patients with endometrial carcinoma that were pMMR (using the VENTANA MMR RxDx Panel test) or not MSI-H were stratified by ECOG performance status, geographic region, and history of pelvic radiation. Patients were randomized (1:1) to one of the following treatment arms:

- KEYTRUDA 200 mg intravenously every 3 weeks in combination with lenvatinib 20 mg orally once daily.
- Investigator's choice, consisting of either doxorubicin 60 mg/m^2 every 3 weeks or paclitaxel 80 mg/m^2 given weekly, 3 weeks on/1 week off.

Reference ID: 5425674

Treatment with KEYTRUDA and lenvatinib continued until RECIST v1.1-defined progression of disease as verified by BICR, unacceptable toxicity, or for KEYTRUDA, a maximum of 24 months. Treatment was permitted beyond RECIST v1.1-defined disease progression if the treating investigator considered the patient to be deriving clinical benefit, and the treatment was tolerated. Assessment of tumor status was performed every 8 weeks. The major efficacy outcome measures were OS and PFS as assessed by BICR according to RECIST v1.1, modified to follow a maximum of 10 target lesions and a maximum of 5 target lesions per organ. Additional efficacy outcome measures included ORR and DoR, as assessed by BICR.

Among the 697 pMMR patients, 346 patients were randomized to KEYTRUDA in combination with lenvatinib, and 351 patients were randomized to investigator's choice of doxorubicin (n=254) or paclitaxel (n=97). The pMMR population characteristics were: median age of 65 years (range: 30 to 86), 52% age 65 or older; 62% White, 22% Asian, and 3% Black; 60% ECOG PS of 0 and 40% ECOG PS of 1. The histologic subtypes were endometrioid carcinoma (55%), serous (30%), clear cell carcinoma (7%), mixed (4%), and other (3%). All 697 of these patients received prior systemic therapy for endometrial carcinoma: 67% had one, 30% had two, and 3% had three or more prior systemic therapies. Thirty-seven percent of patients received only prior neoadjuvant or adjuvant therapy.

Efficacy results for the pMMR or not MSI-H patients are summarized in Table 97 and Figures 34 and 35.

Table 97: Efficacy Results in KEYNOTE-775

	Endometrial Carcinoma (pMMR or not MSI-H)	
Endpoint	**KEYTRUDA 200 mg every 3 weeks and Lenvatinib n=346**	**Doxorubicin or Paclitaxel n=351**
OS		
Number (%) of patients with event	165 (48%)	203 (58%)
Median in months (95% CI)	17.4 (14.2, 19.9)	12.0 (10.8, 13.3)
Hazard ratio* (95% CI)	0.68 (0.56, 0.84)	
p-Value†	0.0001	
PFS		
Number (%) of patients with event	247 (71%)	238 (68%)
Median in months (95% CI)	6.6 (5.6, 7.4)	3.8 (3.6, 5.0)
Hazard ratio* (95% CI)	0.60 (0.50, 0.72)	
p-Value†	<0.0001	
Objective Response Rate		
ORR‡ (95% CI)	30% (26, 36)	15% (12, 19)
Complete response rate	5%	3%
Partial response rate	25%	13%
p-Value§	<0.0001	
Duration of Response	n=105	n=53
Median in months (range)	9.2 (1.6+, 23.7+)	5.7 (0.0+, 24.2+)

* Based on the stratified Cox regression model
† Based on stratified log-rank test
‡ Response: Best objective response as confirmed complete response or partial response
§ Based on Miettinen and Nurminen method stratified by ECOG performance status, geographic region, and history of pelvic radiation

Reference ID: 5425674

Figure 34: Kaplan-Meier Curve for Overall Survival in KEYNOTE-775 (pMMR or Not MSI-H)

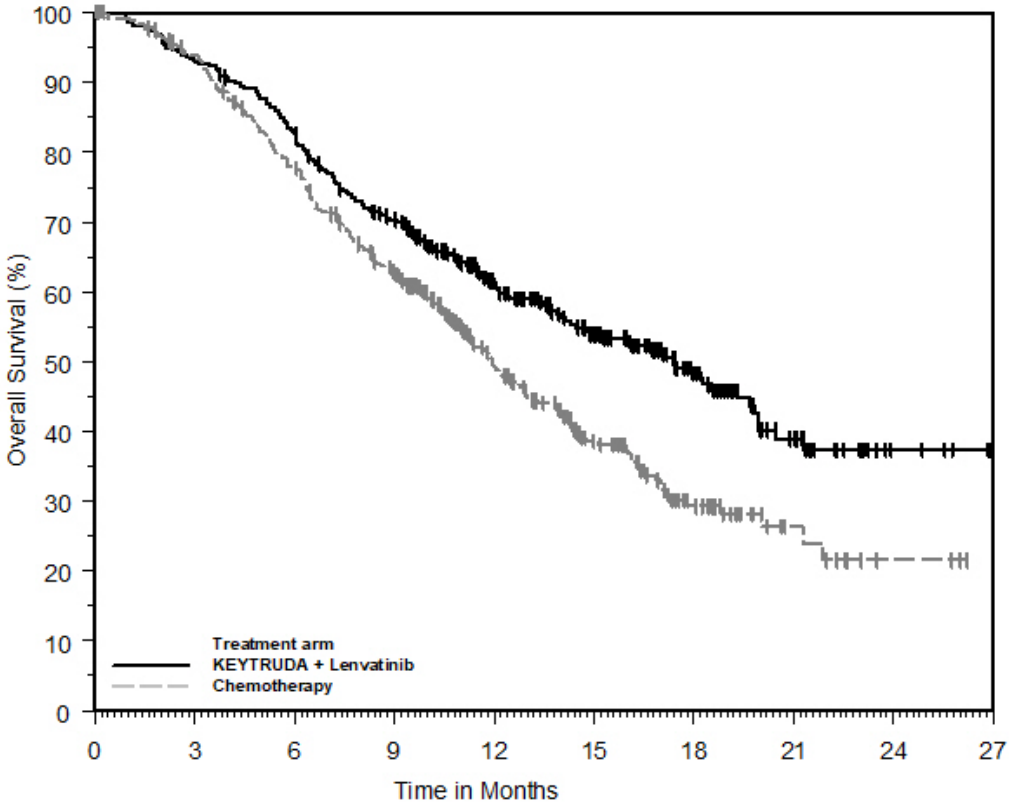

Number at Risk										
KEYTRUDA + Lenvatinib:	346	322	285	232	160	109	62	28	5	0
Chemotherapy:	351	319	262	201	120	70	33	11	3	0

Reference ID: 5425674

Figure 35: Kaplan-Meier Curve for Progression-Free Survival in KEYNOTE-775 (pMMR or Not MSI-H)

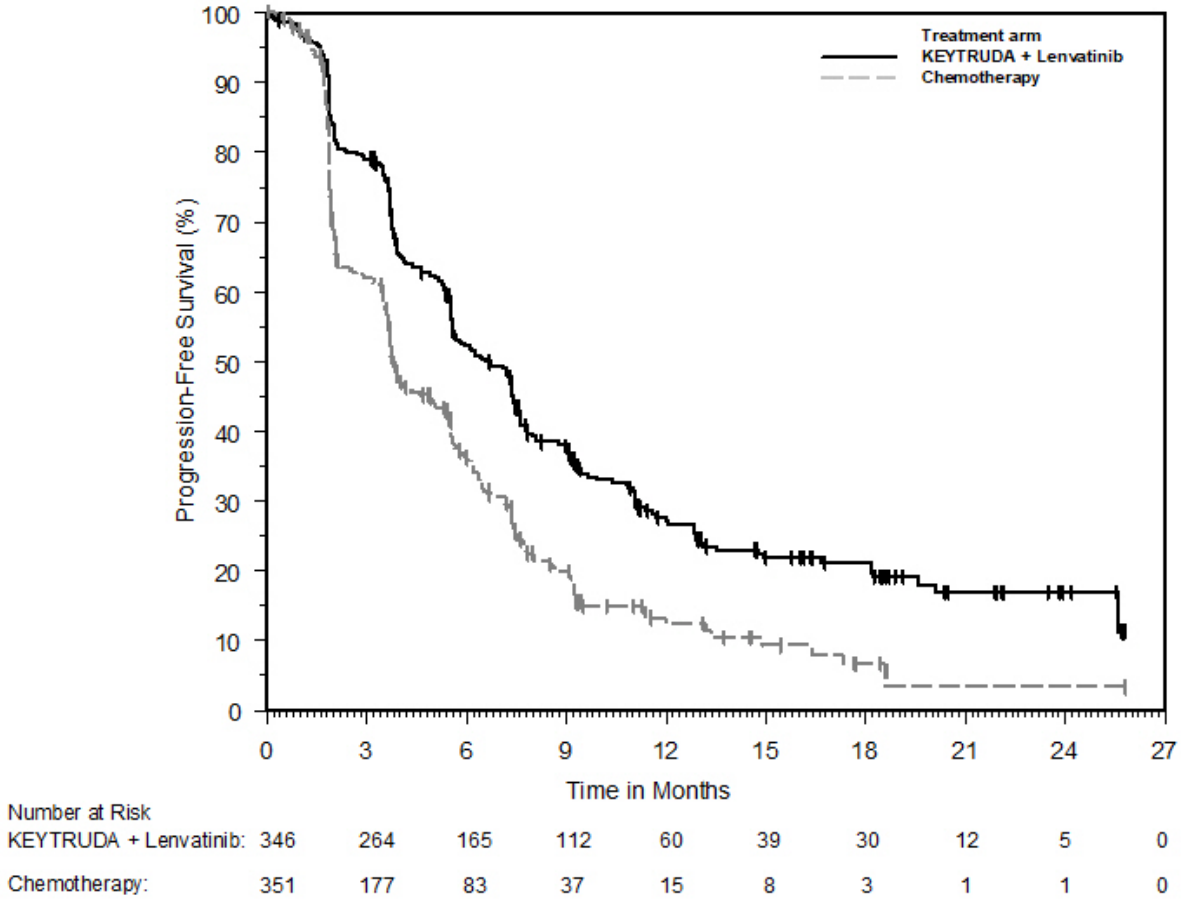

As a Single Agent for the Treatment of Advanced MSI-H or dMMR Endometrial Carcinoma

The efficacy of KEYTRUDA was investigated in KEYNOTE-158 (NCT02628067), a multicenter, non-randomized, open-label, multi-cohort trial. The trial enrolled 90 patients with unresectable or metastatic MSI-H or dMMR endometrial carcinoma in Cohorts D and K who received at least one dose of KEYTRUDA. MSI or MMR tumor status was determined using polymerase chain reaction (PCR) or immunohistochemistry (IHC), respectively. Patients with autoimmune disease or a medical condition that required immunosuppression were ineligible. Patients received KEYTRUDA 200 mg intravenously every 3 weeks until unacceptable toxicity or documented disease progression. Patients treated with KEYTRUDA without disease progression could be treated for up to 24 months. Assessment of tumor status was performed every 9 weeks for the first 12 months, and every 12 weeks thereafter. The major efficacy outcome measures were ORR and DoR as assessed by BICR according to RECIST v1.1, modified to follow a maximum of 10 target lesions and a maximum of 5 target lesions per organ.

Among the 90 patients evaluated, the baseline characteristics were: median age of 64 years (range: 42 to 86); 83% White, 8% Asian, and 3% Black; 12% Hispanic or Latino; 39% ECOG PS of 0 and 61% ECOG PS of 1; 96% had M1 disease and 4% had M0 disease at study entry; and 51% had one and 48% had two or more prior lines of therapy. Nine patients received only adjuvant therapy and one patient received only neoadjuvant and adjuvant therapy before participating in the study.

Efficacy results are summarized in Table 98.

Table 98: Efficacy Results in Patients with Advanced MSI-H or dMMR Endometrial Carcinoma in KEYNOTE-158

Endpoint	KEYTRUDA n=90*
Objective Response Rate	
ORR (95% CI)	46% (35, 56)
Complete response rate	12%
Partial response rate	33%
Duration of Response	n=41
Median in months (range)	NR (2.9, 55.7+)
% with duration ≥12 months	68%
% with duration ≥24 months	44%

* Median follow-up time of 16.0 months (range 0.5 to 62.1 months)
\+ Denotes ongoing response
NR = not reached

14.17 Tumor Mutational Burden-High Cancer

The efficacy of KEYTRUDA was investigated in a prospectively-planned retrospective analysis of 10 cohorts (A through J) of patients with various previously treated unresectable or metastatic solid tumors with high tumor mutation burden (TMB-H) who were enrolled in a multicenter, non-randomized, open-label trial, KEYNOTE-158 (NCT02628067). The trial excluded patients who previously received an anti-PD-1 or other immune-modulating monoclonal antibody, or who had an autoimmune disease, or a medical condition that required immunosuppression. Patients received KEYTRUDA 200 mg intravenously every 3 weeks until unacceptable toxicity or documented disease progression. Assessment of tumor status was performed every 9 weeks for the first 12 months and every 12 weeks thereafter.

The statistical analysis plan pre-specified ≥10 and ≥13 mutations per megabase using the FoundationOne CDx assay as cutpoints to assess TMB. Testing of TMB was blinded with respect to clinical outcomes. The major efficacy outcome measures were ORR and DoR in patients who received at least one dose of KEYTRUDA as assessed by BICR according to RECIST v1.1, modified to follow a maximum of 10 target lesions and a maximum of 5 target lesions per organ.

In KEYNOTE-158, 1050 patients were included in the efficacy analysis population. TMB was analyzed in the subset of 790 patients with sufficient tissue for testing based on protocol-specified testing requirements. Of the 790 patients, 102 (13%) had tumors identified as TMB-H, defined as TMB ≥10 mutations per megabase. Among the 102 patients with TMB-H advanced solid tumors, the study population characteristics were: median age of 61 years (range: 27 to 80), 34% age 65 or older; 34% male; 81% White; and 41% ECOG PS of 0 and 58% ECOG PS of 1. Fifty-six percent of patients had at least two prior lines of therapy.

Efficacy results are summarized in Tables 99 and 100.

Table 99: Efficacy Results for Patients with TMB-H Cancer in KEYNOTE-158

Endpoint	KEYTRUDA 200 mg every 3 weeks	
	TMB ≥10 mut/Mb n=102*	TMB ≥13 mut/Mb n=70
Objective Response Rate		
ORR (95% CI)	29% (21, 39)	37% (26, 50)
Complete response rate	4%	3%
Partial response rate	25%	34%
Duration of Response	n=30	n=26
Median in months (range)†	NR (2.2+, 34.8+)	NR (2.2+, 34.8+)
% with duration ≥12 months	57%	58%
% with duration ≥24 months	50%	50%

* Median follow-up time of 11.1 months
† From product-limit (Kaplan-Meier) method for censored data
\+ Denotes ongoing response
NR = not reached

Table 100: Response by Tumor Type (TMB ≥10 mut/Mb)

	N	Objective Response Rate n (%)	95% CI	Duration of Response range (months)
Overall*	102	30 (29%)	(21%, 39%)	(2.2+, 34.8+)
Small cell lung cancer	34	10 (29%)	(15%, 47%)	(4.1, 32.5+)
Cervical cancer	16	5 (31%)	(11%, 59%)	(3.7+, 34.8+)
Endometrial cancer	15	7 (47%)	(21%, 73%)	(8.4+, 33.9+)
Anal cancer	14	1 (7%)	(0.2%, 34%)	18.8+
Vulvar cancer	12	2 (17%)	(2%, 48%)	(8.8, 11.0)
Neuroendocrine cancer	5	2 (40%)	(5%, 85%)	(2.2+, 32.6+)
Salivary cancer	3	PR, SD, PD		31.3+
Thyroid cancer	2	CR, CR		(8.2, 33.2+)
Mesothelioma cancer	1	PD		

* No TMB-H patients were identified in the cholangiocarcinoma cohort
CR = complete response
PR = partial response
SD = stable disease
PD = progressive disease

In an exploratory analysis in 32 patients enrolled in KEYNOTE-158 whose cancer had TMB ≥10 mut/Mb and <13 mut/Mb, the ORR was 13% (95% CI: 4%, 29%), including two complete responses and two partial responses.

14.18 Cutaneous Squamous Cell Carcinoma

The efficacy of KEYTRUDA was investigated in patients with recurrent or metastatic cSCC or locally advanced cSCC enrolled in KEYNOTE-629 (NCT03284424), a multicenter, multi-cohort, non-randomized, open-label trial. The trial excluded patients with autoimmune disease or a medical condition that required immunosuppression.

Patients received KEYTRUDA 200 mg intravenously every 3 weeks until documented disease progression, unacceptable toxicity, or a maximum of 24 months. Patients with initial radiographic disease progression could receive additional doses of KEYTRUDA during confirmation of progression unless disease progression was symptomatic, rapidly progressive, required urgent intervention, or occurred with a decline in performance status.

Assessment of tumor status was performed every 6 weeks during the first year, and every 9 weeks during the second year. The major efficacy outcome measures were ORR and DoR as assessed by BICR according to RECIST v1.1, modified to follow a maximum of 10 target lesions and a maximum of 5 target lesions per organ.

Among the 105 patients with recurrent or metastatic cSCC treated, the study population characteristics were: median age of 72 years (range: 29 to 95), 71% age 65 or older; 76% male; 71% White, 25% race

unknown; 34% ECOG PS of 0 and 66% ECOG PS of 1. Forty-five percent of patients had locally recurrent only cSCC, 24% had metastatic only cSCC, and 31% had both locally recurrent and metastatic cSCC. Eighty-seven percent received one or more prior lines of therapy; 74% received prior radiation therapy.

Among the 54 patients with locally advanced cSCC treated, the study population characteristics were: median age of 76 years (range: 35 to 95), 80% age 65 or older; 72% male; 83% White, 13% race unknown; 41% ECOG PS of 0 and 59% ECOG PS of 1. Twenty-two percent received one or more prior lines of therapy; 63% received prior radiation therapy.

Efficacy results are summarized in Table 101.

Table 101: Efficacy Results in KEYNOTE-629

Endpoint	KEYTRUDA Recurrent or Metastatic cSCC n=105	KEYTRUDA Locally Advanced cSCC n=54
Objective Response Rate		
ORR (95% CI)	35% (26, 45)	50% (36, 64)
Complete response rate	11%	17%
Partial response rate	25%	33%
Duration of Response*	n=37	n=27
Median in months (range)	NR (2.7, 30.4+)	NR (1.0+, 17.2+)
% with duration ≥6 months	76%	81%
% with duration ≥12 months	68%	37%

* Median follow-up time: recurrent or metastatic cSCC: 23.8 months; locally advanced cSCC: 13.4 months

\+ Denotes ongoing response

14.19 Triple-Negative Breast Cancer

Neoadjuvant and Adjuvant Treatment of High-Risk Early-Stage TNBC

The efficacy of KEYTRUDA in combination with neoadjuvant chemotherapy followed by surgery and continued adjuvant treatment with KEYTRUDA as a single agent was investigated in KEYNOTE-522 (NCT03036488), a randomized (2:1), multicenter, double-blind, placebo-controlled trial conducted in 1174 patients with newly diagnosed previously untreated high-risk early-stage TNBC (tumor size >1 cm but ≤2 cm in diameter with nodal involvement or tumor size >2 cm in diameter regardless of nodal involvement). Patients were enrolled regardless of tumor PD-L1 expression. Patients with active autoimmune disease that required systemic therapy within two years of treatment or a medical condition that required immunosuppression were ineligible. Randomization was stratified by nodal status (positive vs. negative), tumor size (T1/T2 vs. T3/T4), and choice of carboplatin (dosed every 3 weeks vs. weekly).

Patients were randomized (2:1) to one of the following two treatment arms; all study medications were administered intravenously:

- **Arm 1:**
  - Four cycles of preoperative KEYTRUDA 200 mg every 3 weeks on Day 1 of cycles 1-4 of treatment regimen in combination with:
    - Carboplatin
      - AUC 5 mg/mL/min every 3 weeks on Day 1 of cycles 1-4 of treatment regimen

        -or-
      - AUC 1.5 mg/mL/min every week on Days 1, 8, and 15 of cycles 1-4 of treatment regimen

        -and-
    - Paclitaxel 80 mg/m^2 every week on Days 1, 8, and 15 of cycles 1-4 of treatment regimen

Reference ID: 5425674

- Followed by four additional cycles of preoperative KEYTRUDA 200 mg every 3 weeks on Day 1 of cycles 5-8 of treatment regimen in combination with:
    - Doxorubicin 60 mg/m^2 ***-or-*** epirubicin 90 mg/m^2 every 3 weeks on Day 1 of cycles 5-8 of treatment regimen ***-and-***
    - Cyclophosphamide 600 mg/m^2 every 3 weeks on Day 1 of cycles 5-8 of treatment regimen
- Following surgery, nine cycles of KEYTRUDA 200 mg every 3 weeks were administered.

- **Arm 2:**
    - Four cycles of preoperative placebo every 3 weeks on Day 1 of cycles 1-4 of treatment regimen in combination with:
        - Carboplatin
            - AUC 5 mg/mL/min every 3 weeks on Day 1 of cycles 1-4 of treatment regimen

              -or-
            - AUC 1.5 mg/mL/min every week on Days 1, 8, and 15 of cycles 1-4 of treatment regimen

              -and-
        - Paclitaxel 80 mg/m^2 every week on Days 1, 8, and 15 of cycles 1-4 of treatment regimen
    - Followed by four cycles of preoperative placebo every 3 weeks on Day 1 of cycles 5-8 of treatment regimen in combination with:
        - Doxorubicin 60 mg/m^2 ***-or-*** epirubicin 90 mg/m^2 every 3 weeks on Day 1 of cycles 5-8 of treatment regimen ***-and-***
        - Cyclophosphamide 600 mg/m^2 every 3 weeks on Day 1 of cycles 5-8 of treatment regimen
    - Following surgery, nine cycles of placebo every 3 weeks were administered.

The main efficacy outcomes were pCR rate and EFS. pCR was defined as absence of invasive cancer in the breast and lymph nodes (ypT0/Tis ypN0) and was assessed by the blinded local pathologist at the time of definitive surgery. EFS was defined as the time from randomization to the first occurrence of any of the following events: progression of disease that precludes definitive surgery, local or distant recurrence, second primary malignancy, or death due to any cause. An additional efficacy outcome was overall survival (OS).

The study population characteristics were: median age of 49 years (range: 22 to 80), 11% age 65 or older; 99.9% female; 64% White, 20% Asian, 4.5% Black, and 1.8% American Indian or Alaska Native; 87% ECOG PS of 0 and 13% ECOG PS of 1; 56% were pre-menopausal status and 44% were post-menopausal status; 7% were primary Tumor 1 (T1), 68% T2, 19% T3, and 7% T4; 49% were nodal involvement 0 (N0), 40% N1, 11% N2, and 0.2% N3; 75% of patients were overall Stage II and 25% were Stage III.

Table 102 and Figure 36 summarize the efficacy results for KEYNOTE-522. At the protocol pre-specified IA4 interim analysis of OS, OS data were not mature with 45% of the required events for the final analysis.

Reference ID: 5425674

Table 102: Efficacy Results in KEYNOTE-522

Endpoint	KEYTRUDA 200 mg every 3 weeks with chemotherapy/KEYTRUDA n=784	Placebo with chemotherapy/Placebo n=390
pCR (ypT0/Tis ypN0)*		
Number of patients with pCR	494	217
pCR Rate (%), (95% CI)	63.0 (59.5, 66.4)	55.6 (50.6, 60.6)
Treatment difference (%) estimate (95% CI)[†,‡]	7.5 (1.6, 13.4)	
EFS		
Number of patients with event (%)	123 (16%)	93 (24%)
Hazard ratio (95% CI)[§]	0.63 (0.48, 0.82)	
p-Value[¶,#]	0.00031	

* Based on the entire intention-to-treat population n=1174 patients

† Based on a pre-specified pCR interim analysis in n=602 patients, the pCR rate difference was statistically significant (p=0.00055 compared to a significance level of 0.003).

‡ Based on Miettinen and Nurminen method stratified by nodal status, tumor size, and choice of carboplatin

§ Based on stratified Cox regression model

¶ Based on a pre-specified EFS interim analysis (compared to a significance level of 0.0052)

\# Based on log-rank test stratified by nodal status, tumor size, and choice of carboplatin

Figure 36: Kaplan-Meier Curve for Event-Free Survival in KEYNOTE-522

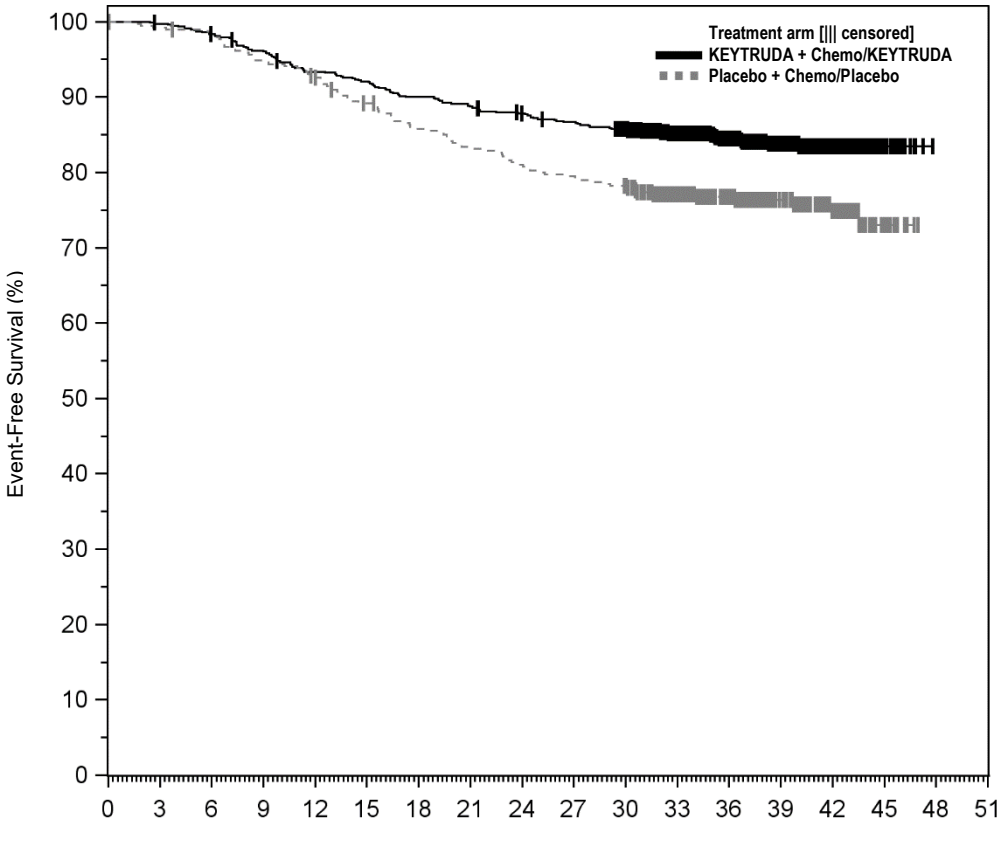

Number at Risk																		
KEYTRUDA + Chemo/KEYTRUDA:	784	781	769	751	728	718	702	692	681	671	652	551	433	303	165	28	0	0
Placebo + Chemo/Placebo:	390	386	382	368	358	342	328	319	310	304	297	250	195	140	83	17	0	0

Locally Recurrent Unresectable or Metastatic TNBC

The efficacy of KEYTRUDA in combination with paclitaxel, paclitaxel protein-bound, or gemcitabine and carboplatin was investigated in KEYNOTE-355 (NCT02819518), a multicenter, double-blind, randomized, placebo-controlled trial conducted in 847 patients with locally recurrent unresectable or metastatic TNBC, regardless of tumor PD-L1 expression, who had not been previously treated with chemotherapy in the metastatic setting. Patients with active autoimmune disease that required systemic therapy within 2 years of treatment or a medical condition that required immunosuppression were ineligible. Randomization was stratified by chemotherapy treatment (paclitaxel or paclitaxel protein-bound vs. gemcitabine and carboplatin), tumor PD-L1 expression (CPS ≥1 vs. CPS <1) according to the PD-L1 IHC 22C3 pharmDx kit, and prior treatment with the same class of chemotherapy in the neoadjuvant setting (yes vs. no).

Patients were randomized (2:1) to one of the following treatment arms; all study medications were administered via intravenous infusion:

- KEYTRUDA 200 mg on Day 1 every 3 weeks in combination with paclitaxel protein-bound 100 mg/m^2 on Days 1, 8 and 15 every 28 days, paclitaxel 90 mg/m^2 on Days 1, 8, and 15 every 28 days, or gemcitabine 1000 mg/m^2 and carboplatin AUC 2 mg/mL/min on Days 1 and 8 every 21 days.

- Placebo on Day 1 every 3 weeks in combination with paclitaxel protein-bound 100 mg/m^2 on Days 1, 8 and 15 every 28 days, paclitaxel 90 mg/m^2 on Days 1, 8, and 15 every 28 days, or gemcitabine 1000 mg/m^2 and carboplatin AUC 2 mg/mL/min on Days 1 and 8 every 21 days.

Assessment of tumor status was performed at Weeks 8, 16, and 24, then every 9 weeks for the first year, and every 12 weeks thereafter. The main efficacy outcome measures were OS and PFS as assessed by BICR according to RECIST v1.1, modified to follow a maximum of 10 target lesions and a maximum of 5 target lesions per organ, tested in the subgroup of patients with CPS ≥10. Additional efficacy outcome measures were ORR and DoR as assessed by BICR.

The study population characteristics for patients were: median age of 53 years (range: 22 to 85), 21% age 65 or older; 100% female; 68% White, 21% Asian, and 4% Black; 60% ECOG PS of 0 and 40% ECOG PS of 1; and 68% were post-menopausal status. Seventy-five percent of patients had tumor PD-L1 expression CPS ≥1 and 38% had tumor PD-L1 expression CPS ≥10.

Table 103 and Figures 37 and 38 summarize the efficacy results for KEYNOTE-355.

Table 103: Efficacy Results in KEYNOTE-355 (CPS ≥10)

Endpoint	**KEYTRUDA 200 mg every 3 weeks with chemotherapy n=220**	**Placebo every 3 weeks with chemotherapy n=103**
OS*		
Number of patients with event (%)	155 (70%)	84 (82%)
Median in months (95% CI)	23 (19.0, 26.3)	16.1 (12.6, 18.8)
Hazard ratio† (95% CI)	0.73 (0.55, 0.95)	
p-Value‡	0.0093	
PFS§		
Number of patients with event (%)	136 (62%)	79 (77%)
Median in months (95% CI)	9.7 (7.6, 11.3)	5.6 (5.3, 7.5)
Hazard ratio† (95% CI)	0.65 (0.49, 0.86)	
p-Value¶	0.0012	
Objective Response Rate (Confirmed)*		
ORR (95% CI)	53% (46, 59)	41% (31, 51)
Complete response rate	17%	14%
Partial response rate	35%	27%
Duration of Response*	**n=116**	**n=42**
Median in months (95% CI)	12.8 (9.9, 25.9)	7.3 (5.5, 15.4)

* Based on the pre-specified final analysis
† Based on stratified Cox regression model
‡ One-sided p-Value based on stratified log-rank test (compared to a significance level of 0.0113)
§ Based on a pre-specified interim analysis
¶ One-sided p-Value based on stratified log-rank test (compared to a significance level of 0.00411)

Figure 37: Kaplan-Meier Curve for Overall Survival in KEYNOTE-355 (CPS ≥10)

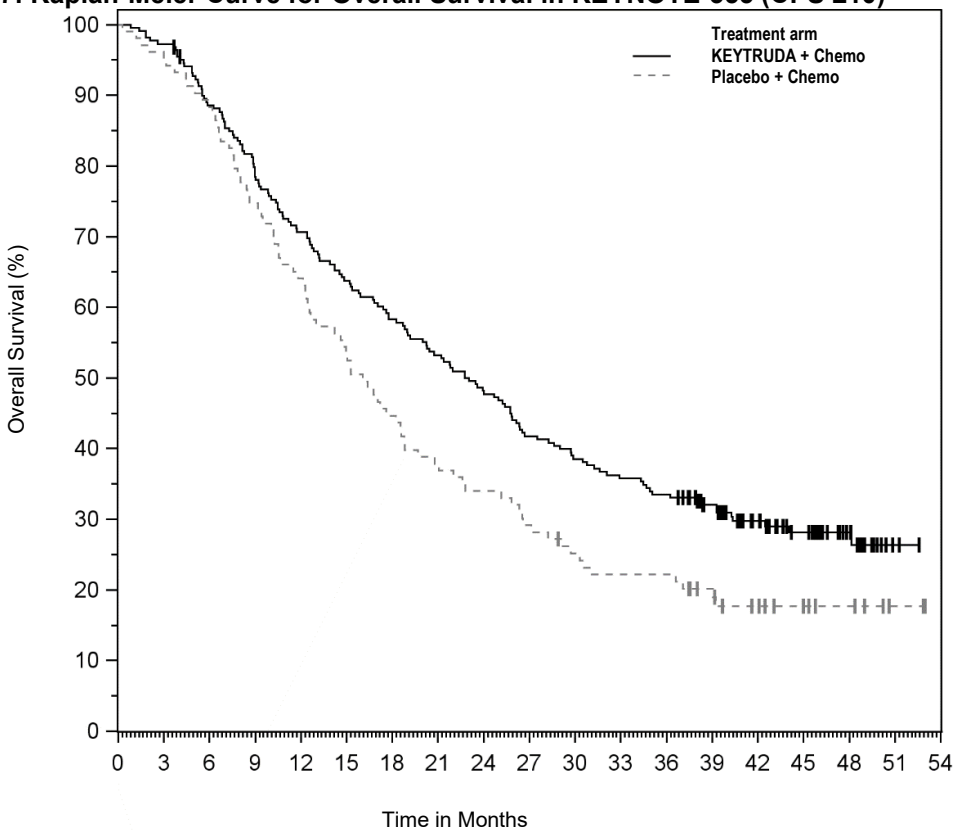

Number at Risk																		
KEYTRUDA + Chemo	220	214	193	171	154	139	127	116	105	91	84	78	73	59	43	31	17	2	0
Placebo + Chemo	103	98	91	77	66	55	46	39	35	30	25	22	22	17	12	8	6	2	0

Reference ID: 5425674

Figure 38: Kaplan-Meier Curve for Progression-Free Survival in KEYNOTE-355 (CPS ≥10)

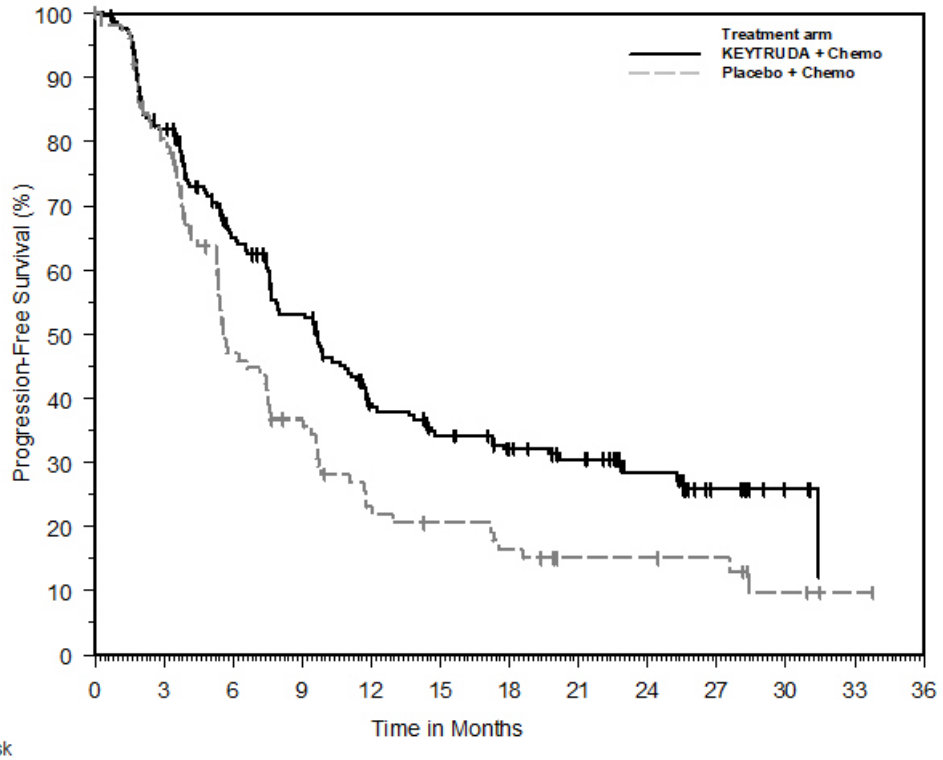

Number at Risk													
KEYTRUDA + Chemo:	220	173	122	96	63	52	44	37	25	12	5	0	0
Placebo + Chemo:	103	80	41	30	18	15	12	8	8	7	3	1	0

14.20 Adult Classical Hodgkin Lymphoma and Adult Primary Mediastinal Large B-Cell Lymphoma: Additional Dosing Regimen of 400 mg Every 6 Weeks

The efficacy and safety of KEYTRUDA using a dosage of 400 mg every 6 weeks for the classical Hodgkin lymphoma and primary mediastinal large B-cell lymphoma indications for adults was primarily based on the dose/exposure efficacy and safety relationships and observed pharmacokinetic data in patients with melanoma *[see Clinical Pharmacology (12.2)].*

16 HOW SUPPLIED/STORAGE AND HANDLING

KEYTRUDA injection (clear to slightly opalescent, colorless to slightly yellow solution):

Carton containing one 100 mg/4 mL (25 mg/mL), single-dose vial (NDC 0006-3026-02)
Carton containing two 100 mg/4 mL (25 mg/mL), single-dose vials (NDC 0006-3026-04)
Store vials under refrigeration at 2°C to 8°C (36°F to 46°F) in original carton to protect from light. Do not freeze. Do not shake.

17 PATIENT COUNSELING INFORMATION

Advise the patient to read the FDA-approved patient labeling (Medication Guide).

<u>Immune-Mediated Adverse Reactions</u>

- Inform patients of the risk of immune-mediated adverse reactions that may be severe or fatal, may occur after discontinuation of treatment, and may require corticosteroid treatment and interruption or discontinuation of KEYTRUDA. These reactions may include:
  - Pneumonitis: Advise patients to contact their healthcare provider immediately for new or worsening cough, chest pain, or shortness of breath *[see Warnings and Precautions (5.1)]*.

- Colitis: Advise patients to contact their healthcare provider immediately for diarrhea or severe abdominal pain *[see Warnings and Precautions (5.1)]*.
- Hepatitis: Advise patients to contact their healthcare provider immediately for jaundice, severe nausea or vomiting, or easy bruising or bleeding *[see Warnings and Precautions (5.1)]*.
- Endocrinopathies: Advise patients to contact their healthcare provider immediately for signs or symptoms of adrenal insufficiency, hypophysitis, hypothyroidism, hyperthyroidism, or Type 1 diabetes mellitus *[see Warnings and Precautions (5.1)]*.
- Nephritis: Advise patients to contact their healthcare provider immediately for signs or symptoms of nephritis *[see Warnings and Precautions (5.1)]*.
- Severe skin reactions: Advise patients to contact their healthcare provider immediately for any signs or symptoms of severe skin reactions, SJS or TEN *[see Warnings and Precautions (5.1)]*.
- Other immune-mediated adverse reactions:
  - Advise patients that immune-mediated adverse reactions can occur and may involve any organ system, and to contact their healthcare provider immediately for any new or worsening signs or symptoms *[see Warnings and Precautions (5.1)]*.
  - Advise patients of the risk of solid organ transplant rejection and other transplant (including corneal graft) rejection. Advise patients to contact their healthcare provider immediately for signs or symptoms of organ transplant rejection and other transplant (including corneal graft) rejection *[see Warnings and Precautions (5.1)]*.

<u>Infusion-Related Reactions</u>

- Advise patients to contact their healthcare provider immediately for signs or symptoms of infusion-related reactions *[see Warnings and Precautions (5.2)]*.

<u>Complications of Allogeneic HSCT</u>

- Advise patients of the risk of post-allogeneic hematopoietic stem cell transplantation complications *[see Warnings and Precautions (5.3)]*.

<u>Embryo-Fetal Toxicity</u>

- Advise females of reproductive potential of the potential risk to a fetus and to inform their healthcare provider of a known or suspected pregnancy *[see Warnings and Precautions (5.5), Use in Specific Populations (8.1, 8.3)]*.
- Advise females of reproductive potential to use effective contraception during treatment with KEYTRUDA and for 4 months after the last dose *[see Warnings and Precautions (5.5), Use in Specific Populations (8.1, 8.3)]*.

<u>Lactation</u>

- Advise women not to breastfeed during treatment with KEYTRUDA and for 4 months after the last dose *[see Use in Specific Populations (8.2)]*.

<u>Laboratory Tests</u>

- Advise patients of the importance of keeping scheduled appointments for blood work or other laboratory tests *[see Warnings and Precautions (5.1)]*.

Manufactured by: Merck Sharp & Dohme LLC
Rahway, NJ 07065, USA
U.S. License No. 0002

For patent information: www.msd.com/research/patent

The trademarks depicted herein are owned by their respective companies.

Copyright © 2014-2024 Merck & Co., Inc., Rahway, NJ, USA, and its affiliates.
All rights reserved.

uspi-mk3475-iv-2408r079

MEDICATION GUIDE
KEYTRUDA® (key-true-duh)
(pembrolizumab)
injection

What is the most important information I should know about KEYTRUDA?

KEYTRUDA is a medicine that may treat certain cancers by working with your immune system. KEYTRUDA can cause your immune system to attack normal organs and tissues in any area of your body and can affect the way they work. These problems can sometimes become severe or life-threatening and can lead to death. You can have more than one of these problems at the same time. These problems may happen anytime during treatment or even after your treatment has ended.

Call or see your healthcare provider right away if you develop any new or worsening signs or symptoms, including:

Lung problems

- cough
- shortness of breath
- chest pain

Intestinal problems

- diarrhea (loose stools) or more frequent bowel movements than usual
- stools that are black, tarry, sticky, or have blood or mucus
- severe stomach-area (abdomen) pain or tenderness

Liver problems

- yellowing of your skin or the whites of your eyes
- severe nausea or vomiting
- pain on the right side of your stomach area (abdomen)
- dark urine (tea colored)
- bleeding or bruising more easily than normal

Hormone gland problems

- headaches that will not go away or unusual headaches
- eye sensitivity to light
- eye problems
- rapid heartbeat
- increased sweating
- extreme tiredness
- weight gain or weight loss
- feeling more hungry or thirsty than usual
- urinating more often than usual
- hair loss
- feeling cold
- constipation
- your voice gets deeper
- dizziness or fainting
- changes in mood or behavior, such as decreased sex drive, irritability, or forgetfulness

Kidney problems

- decrease in your amount of urine
- blood in your urine
- swelling of your ankles
- loss of appetite

Skin problems

- rash
- itching
- skin blistering or peeling
- painful sores or ulcers in your mouth or in your nose, throat, or genital area
- fever or flu-like symptoms
- swollen lymph nodes

Problems can also happen in other organs and tissues. These are not all of the signs and symptoms of immune system problems that can happen with KEYTRUDA. Call or see your healthcare provider right away for any new or worsening signs or symptoms, which may include:

- chest pain, irregular heartbeat, shortness of breath, swelling of ankles
- confusion, sleepiness, memory problems, changes in mood or behavior, stiff neck, balance problems, tingling or numbness of the arms or legs
- double vision, blurry vision, sensitivity to light, eye pain, changes in eyesight
- persistent or severe muscle pain or weakness, muscle cramps
- low red blood cells, bruising

Infusion reactions that can sometimes be severe or life-threatening. Signs and symptoms of infusion reactions may include:

- chills or shaking
- itching or rash
- flushing
- shortness of breath or wheezing
- dizziness
- feeling like passing out
- fever
- back pain

Rejection of a transplanted organ or tissue. Your healthcare provider should tell you what signs and symptoms you should report and monitor you depending on the type of organ or tissue transplant that you have had.

Reference ID: 5425674

Complications, including graft-versus-host-disease (GVHD), in people who have received a bone marrow (stem cell) transplant that uses donor stem cells (allogeneic). These complications can be serious and can lead to death. These complications may happen if you underwent transplantation either before or after being treated with KEYTRUDA. Your healthcare provider will monitor you for these complications.

Getting medical treatment right away may help keep these problems from becoming more serious. Your healthcare provider will check you for these problems during treatment with KEYTRUDA. Your healthcare provider may treat you with corticosteroid or hormone replacement medicines. Your healthcare provider may also need to delay or completely stop treatment with KEYTRUDA if you have severe side effects.

What is KEYTRUDA?

KEYTRUDA is a prescription medicine used to treat:

- a kind of skin cancer called melanoma. KEYTRUDA may be used:
  - when your melanoma has spread or cannot be removed by surgery (advanced melanoma), **or**
  - in adults and children 12 years of age and older with Stage IIB, Stage IIC, or Stage III melanoma, to help prevent melanoma from coming back after it and lymph nodes that contain cancer have been removed by surgery.
- a kind of lung cancer called non-small cell lung cancer (NSCLC).
  - KEYTRUDA may be used with the chemotherapy medicines pemetrexed and a platinum as your first treatment when your lung cancer:
    - has spread (advanced NSCLC), **and**
    - is a type called “nonsquamous”, **and**
    - your tumor does not have an abnormal “EGFR” or “ALK” gene.
  - KEYTRUDA may be used with the chemotherapy medicines carboplatin and either paclitaxel or paclitaxel protein-bound as your first treatment when your lung cancer:
    - has spread (advanced NSCLC), **and**
    - is a type called “squamous”.
  - KEYTRUDA may be used alone as your first treatment when your lung cancer:
    - has not spread outside your chest (Stage III) and you cannot have surgery or chemotherapy with radiation **or**
    - your NSCLC has spread to other areas of your body (advanced NSCLC), **and**
    - your tumor tests positive for “PD-L1”, **and**
    - does not have an abnormal “EGFR” or “ALK” gene.
  - KEYTRUDA may also be used alone when:
    - you have received chemotherapy that contains platinum to treat your advanced NSCLC, and it did not work or it is no longer working, **and**
    - your tumor tests positive for “PD-L1”, **and**
    - if your tumor has an abnormal “EGFR” or “ALK” gene, you have also received an EGFR or ALK inhibitor medicine and it did not work or is no longer working.
  - KEYTRUDA may be used in combination with chemotherapy that contains platinum and another chemotherapy medicine:
    - before surgery when you have early-stage NSCLC which can be removed by surgery, **and**
    - then continued alone after surgery to help prevent your lung cancer from coming back.
  - KEYTRUDA may be used alone as a treatment in adults for your lung cancer:
    - to help prevent your lung cancer from coming back after your tumor(s) has been removed by surgery and you have received platinum-based chemotherapy, **and**
    - you have Stage IB and your tumor(s) is 4 cm or greater in size, Stage II, or Stage IIIA NSCLC.
- a kind of cancer called head and neck squamous cell cancer (HNSCC).
  - KEYTRUDA may be used with the chemotherapy medicines fluorouracil and a platinum as your first treatment when your head and neck cancer has spread or returned and cannot be removed by surgery.
  - KEYTRUDA may be used alone as your first treatment when your head and neck cancer:
    - has spread or returned and cannot be removed by surgery, **and**
    - your tumor tests positive for “PD-L1”.
  - KEYTRUDA may be used alone when your head and neck cancer:
    - has spread or returned, **and**
    - you have received chemotherapy that contains platinum and it did not work or is no longer working.
- a kind of cancer called classical Hodgkin lymphoma (cHL):
  - in adults when:
    - your cHL has returned **or**
    - you have tried a treatment and it did not work, **or**
  - in children when:
    - you have tried a treatment and it did not work **o**

        - your cHL has returned after you received 2 or more types of treatment.
- a kind of cancer called primary mediastinal B-cell lymphoma (PMBCL) in adults and children when:
    - you have tried a treatment and it did not work **or**
    - your PMBCL has returned after you received 2 or more types of treatment.
- a kind of bladder and urinary tract cancer called urothelial cancer.
    - KEYTRUDA may be used with the medicine enfortumab vedotin in adults when your bladder or urinary tract cancer has spread or cannot be removed by surgery (advanced urothelial cancer).
    - KEYTRUDA may be used alone when your bladder or urinary tract cancer:
        - has spread or cannot be removed by surgery (advanced urothelial cancer), **and**
        - you are not able to receive chemotherapy that contains platinum (medicines called either cisplatin or carboplatin), **or**
        - you have received chemotherapy that contains platinum, and it did not work or is no longer working.
    - KEYTRUDA may be used alone when your cancer has not spread to nearby tissue in the bladder, but is at high-risk for spreading (high-risk non-muscle-invasive bladder cancer [NMIBC]) when:
        - your tumor is a type called “carcinoma in situ” (CIS), **and**
        - you have tried treatment with Bacillus Calmette-Guerin (BCG) and it did not work, **and**
        - you are not able to or have decided not to have surgery to remove your bladder.
- a kind of cancer that is shown by a laboratory test to be a microsatellite instability-high (MSI-H) or a mismatch repair deficient (dMMR) solid tumor. KEYTRUDA may be used in adults and children to treat:
    - cancer that has spread or cannot be removed by surgery (advanced cancer), **and**
    - has progressed following treatment, and you have no satisfactory treatment options.
- a kind of cancer called colon or rectal cancer. KEYTRUDA may be used when your cancer:
    - has spread or cannot be removed by surgery (advanced colon or rectal cancer), **and**
    - has been shown by a laboratory test to be microsatellite instability-high (MSI-H) or mismatch repair deficient (dMMR).
- a kind of stomach cancer called gastric or gastroesophageal junction (GEJ) adenocarcinoma.
    - KEYTRUDA may be used in adults in combination with the medicine trastuzumab along with fluoropyrimidine and platinum chemotherapy as your first treatment when your stomach cancer:
        - is HER2-positive, **and** your tumor tests positive for “PD-L1”, **and**
        - has spread or cannot be removed by surgery (advanced gastric cancer).
    - KEYTRUDA may be used in adults in combination with fluoropyrimidine and platinum chemotherapy as your first treatment when your stomach cancer:
        - is HER2-negative, **and**
        - has spread or cannot be removed by surgery (advanced gastric cancer).
- a kind of cancer called esophageal or certain gastroesophageal junction (GEJ) carcinomas that cannot be cured by surgery or a combination of chemotherapy and radiation therapy.
    - KEYTRUDA may be used with platinum- and fluoropyrimidine-based chemotherapy medicines.
    - KEYTRUDA may be used alone when:
        - you have received one or more types of treatment, and it did not work or it is no longer working, **and**
        - your tumor is a type called “squamous”, **and**
        - your tumor tests positive for “PD-L1”.
- a kind of cancer called cervical cancer.
    - KEYTRUDA may be used with chemotherapy and radiation therapy when your cervical cancer has spread to nearby tissue or organs or has affected your kidneys (Stage III to IVA cervical cancer based on FIGO 2014 classification).
    - KEYTRUDA may be used with chemotherapy medicines, with or without the medicine bevacizumab, when:
        - your cervical cancer does not go away (persistent), has returned, or has spread (advanced cervical cancer), **and**
        - your tumor tests positive for “PD-L1”.
    - KEYTRUDA may be used alone when your cervical cancer:
        - has returned, or has spread (advanced cervical cancer), **and**
        - you have received chemotherapy, and it did not work or is no longer working, **and**
        - your tumor tests positive for “PD-L1”.
- a kind of liver cancer called hepatocellular carcinoma (HCC). KEYTRUDA may be used when:
    - you have HCC after having hepatitis B, **and**
    - you have received anti-cancer treatment that did not contain a “PD-1” or “PD-L1” blocking medicine.
- a kind of bile duct or gallbladder cancer called biliary tract cancer (BTC). KEYTRUDA may be used with chemotherapy medicines gemcitabine and cisplatin when your biliary tract cancer has spread or cannot be removed by surgery.
- a kind of skin cancer called Merkel cell carcinoma (MCC) in adults and children. KEYTRUDA may be used to treat your skin cancer when it has spread or returned.

- a kind of kidney cancer called renal cell carcinoma (RCC).
  - KEYTRUDA may be used in adults with the medicine axitinib as your first treatment when your kidney cancer has spread or cannot be removed by surgery (advanced RCC).
  - KEYTRUDA may be used in adults with the medicine lenvatinib as your first treatment when your kidney cancer has spread or cannot be removed by surgery (advanced RCC).
  - KEYTRUDA may be used alone if you are at intermediate-high or high risk of your kidney cancer (RCC) coming back after surgery to:
    - remove all or part of your kidney, **or**
    - remove all or part of your kidney and also surgery to remove cancer that has spread to other parts of the body (metastatic lesions).
- a kind of uterine cancer called advanced endometrial carcinoma.
  - KEYTRUDA may be used with the chemotherapy medicines carboplatin and paclitaxel, and then KEYTRUDA may be used alone, in adults:
    - when your cancer has spread (advanced), **or**
    - if your cancer has returned.
  - KEYTRUDA may be used with the medicine lenvatinib in adults:
    - when a laboratory test shows that your tumor is mismatch repair proficient (pMMR) or not microsatellite instability-high (MSI-H), **and**
    - you have received anti-cancer treatment, and it is no longer working, **and**
    - your cancer cannot be cured by surgery or radiation.
  - KEYTRUDA may be used alone in adults:
    - if your cancer is shown by a laboratory test to be microsatellite instability-high (MSI-H) or mismatch repair deficient (dMMR), **and**
    - you have received anti-cancer treatment and it is no longer working, **and**
    - your cancer cannot be cured by surgery or radiation.
- a kind of cancer that is shown by a test to be tumor mutational burden-high (TMB-H). KEYTRUDA may be used in adults and children to treat:
  - solid tumors that have spread or cannot be removed by surgery (advanced cancer), **and**
  - you have received anti-cancer treatment, and it did not work or is no longer working, **and**
  - you have no satisfactory treatment options.

  It is not known if KEYTRUDA is safe and effective in children with TMB-H cancers of the brain or spinal cord (central nervous system cancers).
- a kind of skin cancer called cutaneous squamous cell carcinoma (cSCC). KEYTRUDA may be used when your skin cancer:
  - has returned or spread, **and**
  - cannot be cured by surgery or radiation.
- a kind of cancer called triple-negative breast cancer (TNBC).
  - KEYTRUDA may be used with chemotherapy medicines as treatment before surgery and then continued alone after surgery when you:
    - have early-stage breast cancer, **and**
    - are at high risk of your breast cancer coming back.
  - KEYTRUDA may be used with chemotherapy medicines when your breast cancer:
    - has returned and cannot be removed by surgery or has spread, **and**
    - tests positive for “PD-L1”.

Before receiving KEYTRUDA, tell your healthcare provider about all of your medical conditions, including if you:

- have immune system problems such as Crohn’s disease, ulcerative colitis, or lupus
- have received an organ or tissue transplant, including corneal transplant
- have received or plan to receive a stem cell transplant that uses donor stem cells (allogeneic)
- have received radiation treatment to your chest area
- have a condition that affects your nervous system, such as myasthenia gravis or Guillain-Barré syndrome
- are pregnant or plan to become pregnant. KEYTRUDA can harm your unborn baby.

  Females who are able to become pregnant:
  - Your healthcare provider will give you a pregnancy test before you start treatment with KEYTRUDA.
  - You should use an effective method of birth control during treatment with KEYTRUDA and for 4 months after the last dose of KEYTRUDA. Talk to your healthcare provider about birth control methods that you can use during this time.
  - Tell your healthcare provider right away if you think you may be pregnant or if you become pregnant during treatment with KEYTRUDA.
- are breastfeeding or plan to breastfeed. It is not known if KEYTRUDA passes into your breast milk. Do not breastfeed during treatment with KEYTRUDA and for 4 months after your last dose of KEYTRUDA.

Tell your healthcare provider about all the medicines you take, including prescription and over-the-counter medicines, vitamins, and herbal supplements.

How will I receive KEYTRUDA?

- Your healthcare provider will give you KEYTRUDA into your vein through an intravenous (IV) line over 30 minutes.
- In adults, KEYTRUDA is usually given every 3 weeks or 6 weeks depending on the dose of KEYTRUDA that you are receiving.
- In children, KEYTRUDA is usually given every 3 weeks.
- Your healthcare provider will decide how many treatments you need.
- Your healthcare provider will do blood tests to check you for side effects.
- If you miss any appointments, call your healthcare provider as soon as possible to reschedule your appointment.

What are the possible side effects of KEYTRUDA?

KEYTRUDA can cause serious side effects. See "What is the most important information I should know about KEYTRUDA?"

Common side effects of KEYTRUDA when used alone include: feeling tired, pain, including pain in muscles, rash, diarrhea, fever, cough, decreased appetite, itching, shortness of breath, constipation, bones or joints and stomach-area (abdominal) pain, nausea, and low levels of thyroid hormone.

Side effects of KEYTRUDA when used alone that are more common in children than in adults include: fever, vomiting, headache, stomach area (abdominal) pain, and low levels of white blood cells.

Common side effects of KEYTRUDA when given with certain chemotherapy or chemotherapy with radiation therapy medicines include: feeling tired or weak, nausea, constipation, diarrhea, decreased appetite, rash, vomiting, cough, trouble breathing, fever, hair loss, inflammation of the nerves that may cause pain, weakness, and paralysis in the arms and legs, swelling of the lining of the mouth, nose, eyes, throat, intestines, or vagina, mouth sores, headache, weight loss, stomach-area (abdominal) pain, joint and muscle pain, trouble sleeping, bleeding, blisters, or rash on the palms of your hands and soles of your feet, urinary tract infection, and low levels of thyroid hormone.

Common side effects of KEYTRUDA when given with chemotherapy and bevacizumab include: tingling or numbness of the arms or legs, hair loss, low red blood cell count, feeling tired or weak, nausea, low white blood cell count, diarrhea, high blood pressure, decreased platelet count, constipation, joint aches, vomiting, urinary tract infection, rash, low levels of thyroid hormone, and decreased appetite.

Common side effects of KEYTRUDA when given with axitinib include: diarrhea, feeling tired or weak, high blood pressure, liver problems, low levels of thyroid hormone, decreased appetite, blisters or rash on the palms of your hands and soles of your feet, nausea, mouth sores or swelling of the lining of the mouth, nose, eyes, throat, intestines, or vagina, hoarseness, rash, cough, and constipation.

Common side effects of KEYTRUDA when given with lenvatinib include: low levels of thyroid hormone, high blood pressure, feeling tired, diarrhea, joint and muscle pain, nausea, decreased appetite, vomiting, mouth sores, weight loss, stomach-area (abdominal) pain, urinary tract infection, protein in your urine, constipation, headache, bleeding, blisters or rash on the palms of your hands and soles of your feet, hoarseness, rash, liver problems, and kidney problems.

Common side effects of KEYTRUDA when given with enfortumab vedotin include: rash, tingling or numbness of the arms or legs, feeling tired, itching, diarrhea, hair loss, weight loss, decreased appetite, dry eye, nausea, constipation, changes in sense of taste, and urinary tract infection.

These are not all the possible side effects of KEYTRUDA.

Call your doctor for medical advice about side effects. You may report side effects to FDA at 1-800-FDA-1088.

General information about the safe and effective use of KEYTRUDA

Medicines are sometimes prescribed for purposes other than those listed in a Medication Guide. You can ask your pharmacist or healthcare provider for information about KEYTRUDA that is written for health professionals.

What are the ingredients in KEYTRUDA?

Active ingredient: pembrolizumab

Inactive ingredients: KEYTRUDA injection: L-histidine, polysorbate 80, sucrose, and Water for Injection.

Manufactured by: Merck Sharp & Dohme LLC Rahway, NJ 07065, USA	U.S. License No. 0002 For patent information: www.msd.com/research/patent Copyright © 2014-2024 Merck & Co., Inc., Rahway, NJ, USA, and its affiliates. All rights reserved. usmg-mk3475-iv-2408r065 For more information, go to www.keytruda.com.

This Medication Guide has been approved by the U.S. Food and Drug Administration. Revised: August 2024