US008201243B2

(12) **United States Patent**
Boney

(10) **Patent No.: US 8,201,243 B2**
(45) **Date of Patent: Jun. 12, 2012**

(54) **BACKWARDS RESEARCHING ACTIVITY INDICATIVE OF PESTWARE**

(75) Inventor: **Matthew L. Boney**, Longmont, CO (US)

(73) Assignee: **Webroot Inc.**, Broomfield, CO (US)

(*) Notice: Subject to any disclaimer, the term of this patent is extended or adjusted under 35 U.S.C. 154(b) by 1150 days.

(21) Appl. No.: **11/408,146**

(22) Filed: **Apr. 20, 2006**

(65) **Prior Publication Data**

US 2007/0250817 A1 Oct. 25, 2007

(51) **Int. Cl.**
G06F 21/00 (2006.01)

(52) **U.S. Cl.** **726/22**; 713/164; 713/202; 380/279; 717/124; 726/27

(58) **Field of Classification Search** 726/22
See application file for complete search history.

(56) **References Cited**

U.S. PATENT DOCUMENTS

5,623,600	A	4/1997	Ji et al.
5,920,696	A	7/1999	Brandt et al.
5,951,698	A	9/1999	Chen et al.
6,069,628	A	5/2000	Farry et al.
6,073,241	A	6/2000	Rosenberg et al.
6,092,194	A	7/2000	Touboul
6,154,844	A	11/2000	Touboul
6,167,520	A	12/2000	Touboul
6,310,630	B1	10/2001	Kulkarni et al.
6,397,264	B1	5/2002	Stasnick et al.
6,405,316	B1	6/2002	Krishnan et al.
6,460,060	B1	10/2002	Maddalozzo, Jr. et al.
6,480,962	B1	11/2002	Touboul
6,535,931	B1	3/2003	Celi, Jr.
6,611,878	B2	8/2003	De Armas et al.
6,633,835	B1	10/2003	Moran et al.
6,667,751	B1	12/2003	Wynn et al.
6,701,441	B1	3/2004	Balasubramaniam et al.
6,772,345	B1	8/2004	Shetty
6,785,732	B1	8/2004	Bates et al.
6,804,780	B1	10/2004	Touboul
6,813,711	B1	11/2004	Dimenstein
6,829,654	B1	12/2004	Jungek

(Continued)

FOREIGN PATENT DOCUMENTS

WO	WO 98/45778	10/1998

(Continued)

OTHER PUBLICATIONS

Elements of Computer Security|http://www.google.com/url?sa=t&rct=j&q=&esrc=s&frm=1&source=web&cd=8&ved=0CEwQFjAH&url=http%3A%2F%2Fcms.vle.ase.md%2Fget%2Fpdf%2F7664&ei=_pzyTp3mMeLL0QG7-9zLAg&usg=AFQjCNEmOz7OxykRPyP1_ePiXGgJI1WGWA&sig2=XE_fLI7CTuchuObMdbGYtA|David Salomon|2010.*

(Continued)

Primary Examiner — Taghi Arani
Assistant Examiner — Mahfuzur Rahman
(74) *Attorney, Agent, or Firm* — Cooley LLP

(57) **ABSTRACT**

A system and method for researching an identity of a source of activity that is indicative of pestware is described. In one embodiment the method comprises monitoring the computer for activity that is indicative of pestware, identifying, based upon the activity, an object residing on the computer that is a suspected pestware object; and accessing at least a portion of a recorded history of sources that the computer received files from so as to identify a reference to an identity of a particular source that the suspected pestware object originated from.

14 Claims, 5 Drawing Sheets

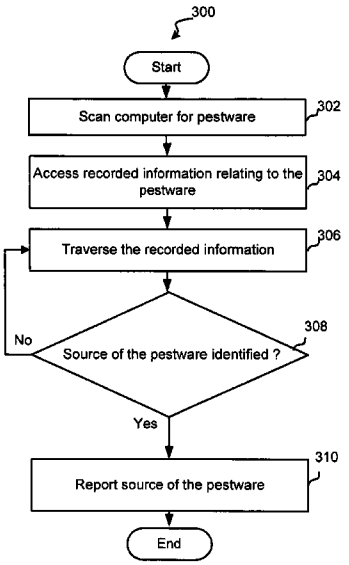

U.S. PATENT DOCUMENTS

6,910,134	B1	6/2005	Maher et al.	
6,965,968	B1	11/2005	Touboul	
7,058,822	B2	6/2006	Edery et al.	
7,058,976	B1 *	6/2006	Dark	726/23
7,107,617	B2	9/2006	Hursey et al.	
7,849,185	B1 *	12/2010	Rockwood	709/224
2002/0078381	A1 *	6/2002	Farley et al.	713/201
2002/0162015	A1	10/2002	Tang	
2002/0162017	A1	10/2002	Sorkin	
2002/0166063	A1	11/2002	Lachman et al.	
2003/0065943	A1 *	4/2003	Geis et al.	713/201
2003/0074581	A1	4/2003	Hursey et al.	
2003/0101381	A1	5/2003	Mateev et al.	
2003/0154399	A1 *	8/2003	Zuk et al.	713/201
2003/0159070	A1 *	8/2003	Mayer et al.	713/201
2003/0217287	A1	11/2003	Kruglenko	
2004/0024864	A1 *	2/2004	Porras et al.	709/224
2004/0030914	A1	2/2004	Kelley et al.	
2004/0034794	A1	2/2004	Mayer et al.	
2004/0064515	A1 *	4/2004	Hockey	709/206
2004/0064736	A1	4/2004	Obrecht et al.	
2004/0080529	A1	4/2004	Wojcik	
2004/0143763	A1	7/2004	Radatti	
2004/0187023	A1	9/2004	Alagna et al.	
2004/0225877	A1 *	11/2004	Huang	713/100
2005/0005160	A1	1/2005	Bates	
2005/0038697	A1	2/2005	Aaron	
2005/0120242	A1 *	6/2005	Mayer et al.	713/201
2005/0138433	A1	6/2005	Linetsky	
2005/0154885	A1	7/2005	Viscomi et al.	
2005/0268112	A1 *	12/2005	Wang et al.	713/188
2006/0085528	A1 *	4/2006	Thomas	709/223
2006/0230290	A1 *	10/2006	Burtscher	713/188
2007/0074289	A1 *	3/2007	Maddaloni	726/23
2007/0094725	A1 *	4/2007	Borders	726/22
2007/0168694	A1 *	7/2007	Maddaloni et al.	714/4
2007/0169198	A1 *	7/2007	Madddaloni et al.	726/24
2007/0220043	A1 *	9/2007	Oliver et al.	707/103 R

FOREIGN PATENT DOCUMENTS

WO	WO 9845778	A2 *	10/1998
WO	PCT/US2006/025378		9/2007
WO	PCT/US2007/067078		11/2007
WO	PCT/US2007/067084		11/2007
WO	PCT/US2006/041798		12/2007

OTHER PUBLICATIONS

PCT/US2007/067076 International Search Report and Written Opinion of the International Searching Authority mailed Nov. 2, 2007.
U.S. Appl. No. 10/956,573, filed Oct. 1, 2004, Steve Thomas.
U.S. Appl. No. 10/956,574, filed Oct. 1, 2004, Steve Thomas.
U.S. Appl. No. 10/956,818, filed Oct. 1, 2004, Matthew Boney.
U.S. Appl. No. 11/257,609, filed Oct. 25, 2005, Michael Burtscher.
U.S. Appl. No. 11/237,291, filed Sep. 28, 2005, Philip Maddaloni.
U.S. Appl. No. 11/408,215, filed Apr. 20, 2006, Matthew Boney.
U.S. Appl. No. 11/408,145, filed Apr. 20, 2006, Matthew Boney.
Codeguru, Three Ways to Inject Your Code Into Another Process, by Robert Kuster, Aug. 4, 2003, 22 pgs.
Codeguru, Managing Low-Level Keyboard Hooks With the Windows API for VB .Net, by Paul Kimmel, Apr. 18, 2004, 10 pgs.
Codeguru, Hooking the Keyboard, by Anoop Thomas, Dec. 13, 2001, 6 pgs.
Illusive Security, Wolves in Sheep's Clothing: malicious DLLs Injected Into trusted Host Applications, Author Unknown, http://home.arcor.de/scheinsicherheit/dll.htm 13 pgs.
DevX.com, Intercepting Systems API Calls, by Seung-Woo Kim, May 13, 2004, 6 pgs.
Microsoft.com, How to Subclass a Window in Windows 95, Article ID 125680, Jul. 11, 2005, 2 pgs.
MSDN, Win32 Hooks by Kyle Marsh, Jul. 29, 1993, 15 pgs.
PCT Search Report, PCT/US05/34874, Jul. 5, 2006, 7 Pages.
Yurcik, William et al., A Planning Framework for Implementing Virtual Private Networks, Jun. 2001, IT Pro, IEEE, pp. 41-44.

* cited by examiner

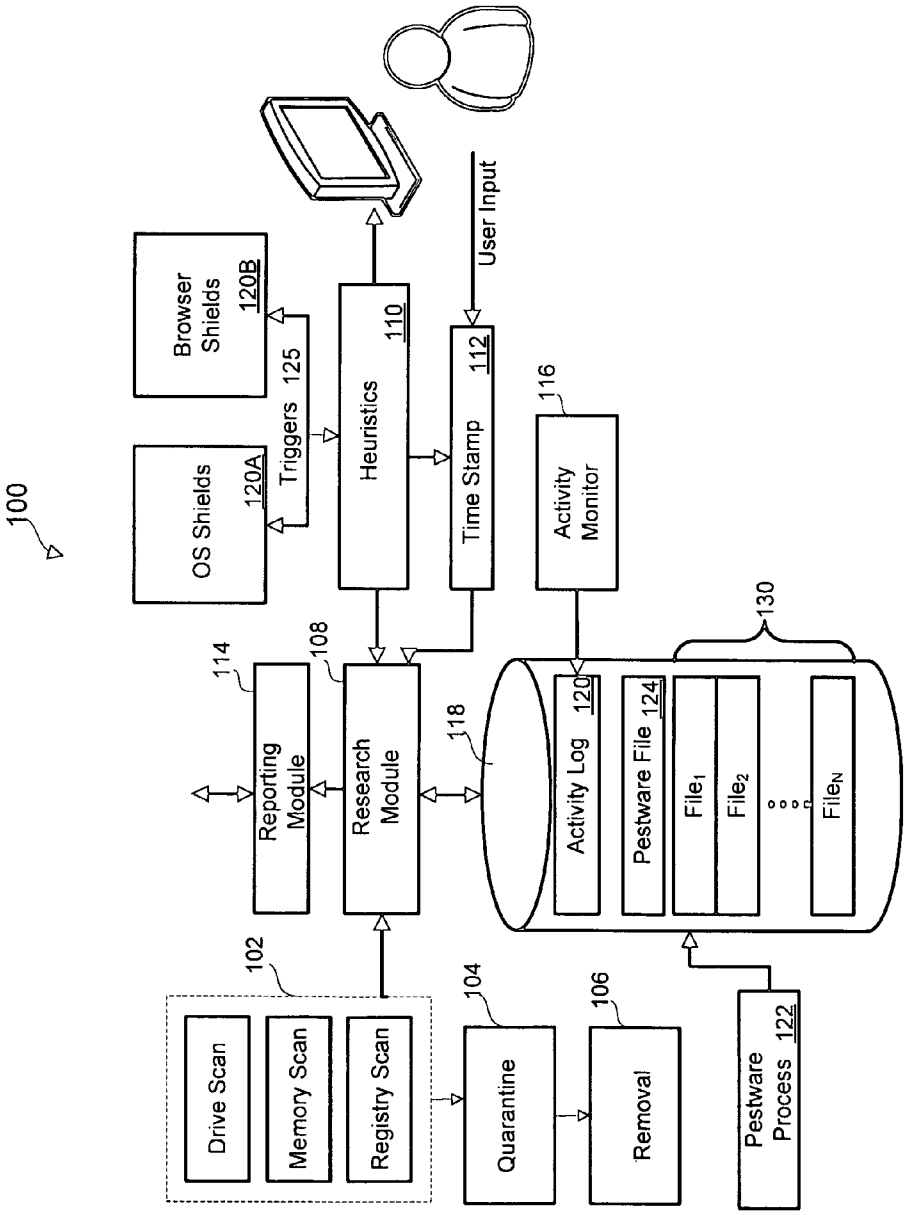
100
OS Shields
120A
Browser Shields
120B
Triggers
125
Heuristics
110
User Input
Time Stamp
112
Activity Monitor
116
114
Reporting Module
108
Research Module
118
Activity Log
120
Pestware File
124
File1
File2
FileN
130
102
Drive Scan
Memory Scan
Registry Scan
104
Quarantine
106
Removal
Pestware Process
122

FIGURE 1

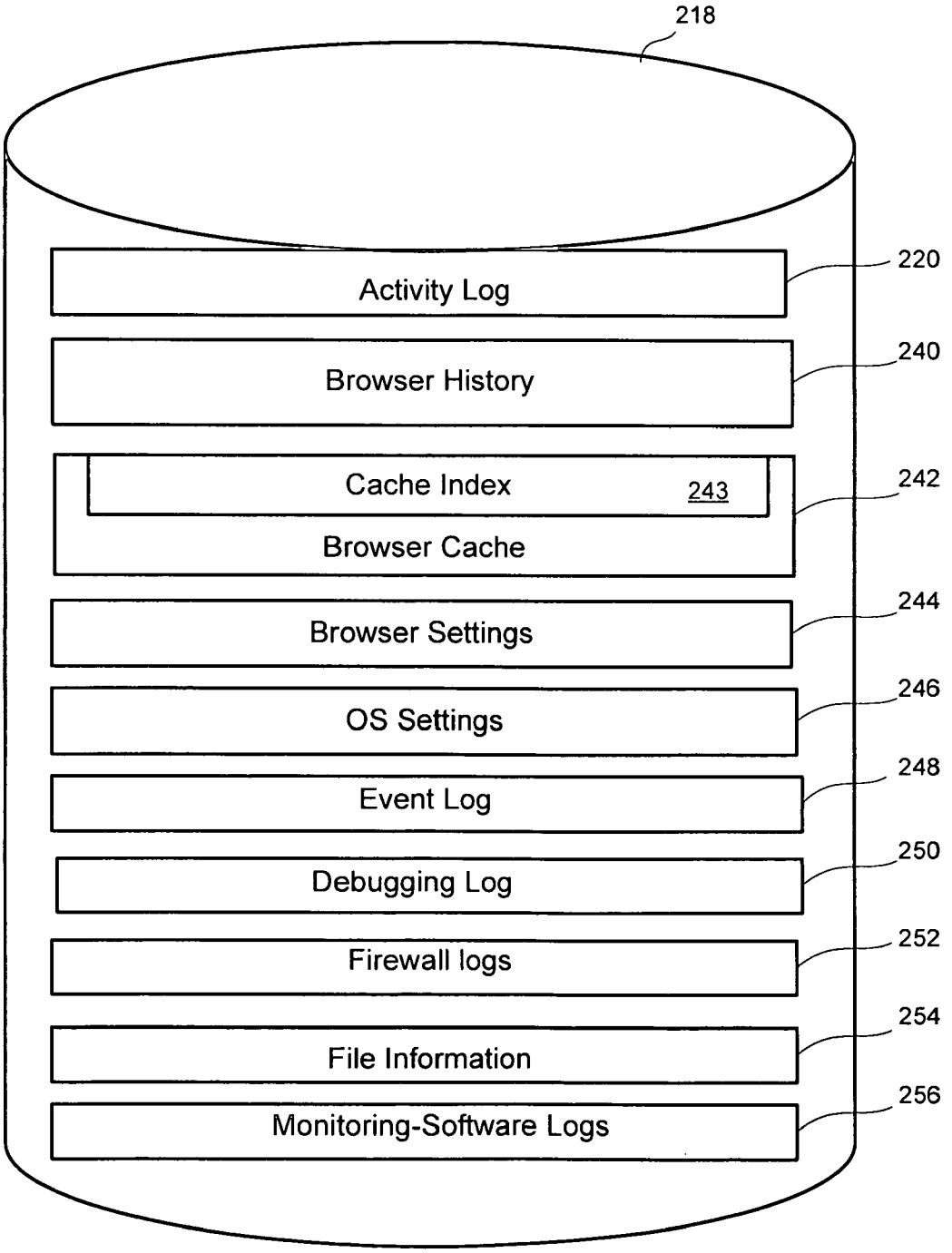
218
Activity Log
220
Browser History
240
Cache Index
243
Browser Cache
242
Browser Settings
244
OS Settings
246
Event Log
248
Debugging Log
250
Firewall logs
252
File Information
254
Monitoring-Software Logs
256

FIGURE 2

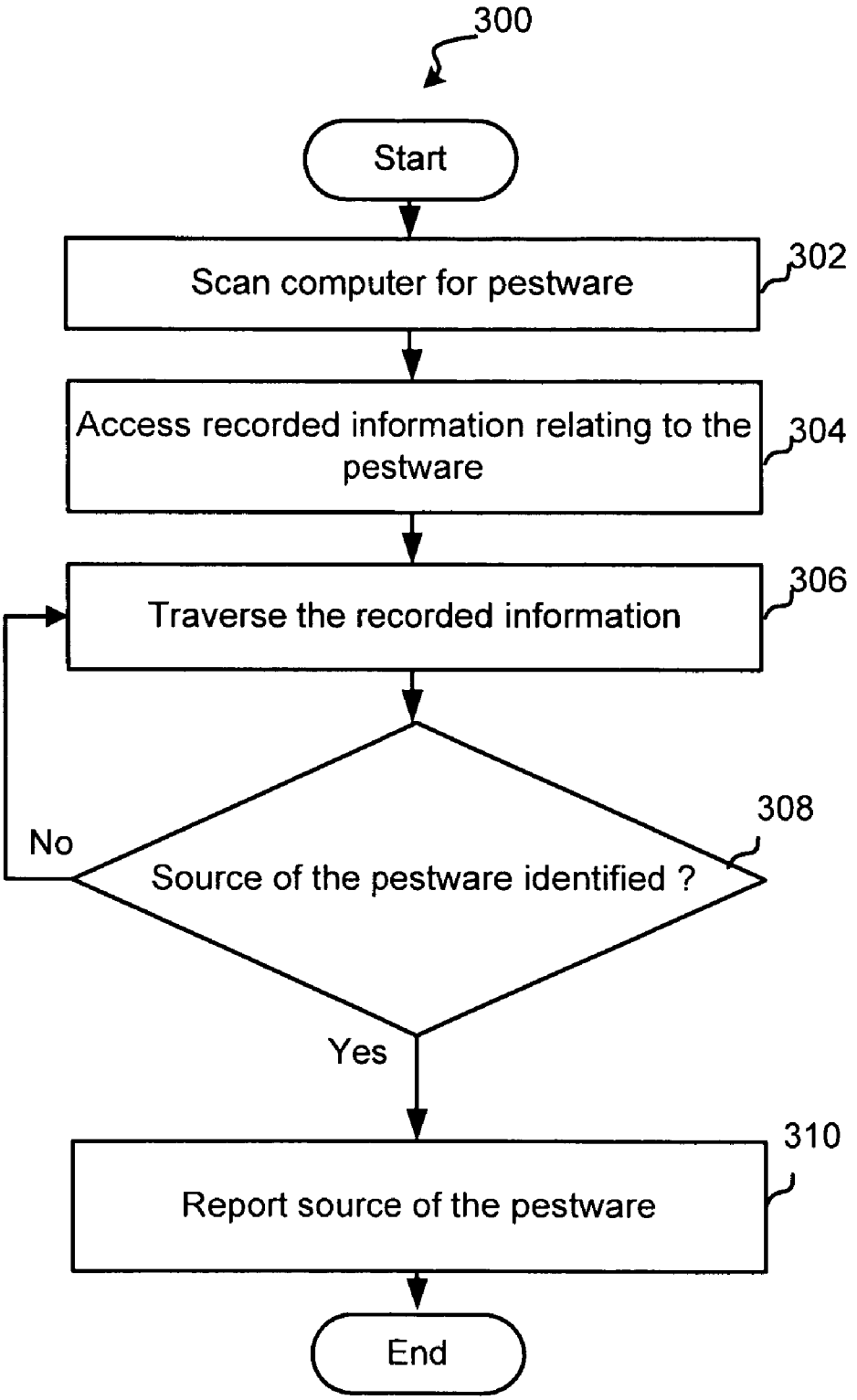
300
Start
Scan computer for pestware
302
Access recorded information relating to the pestware
304
Traverse the recorded information
306
Source of the pestware identified ?
308
No
Yes
Report source of the pestware
310
End

FIGURE 3

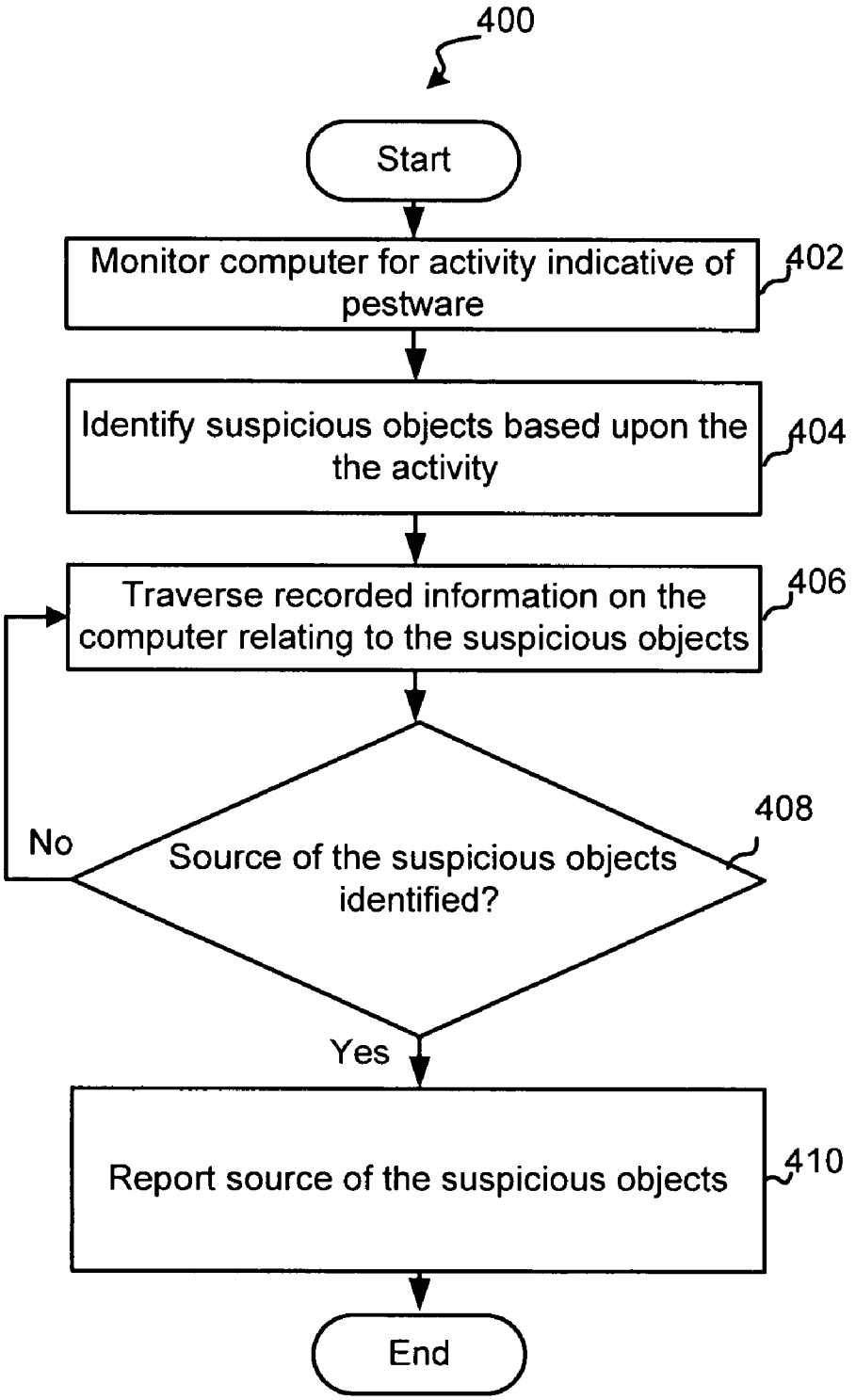
400
Start
Monitor computer for activity indicative of pestware
402
Identify suspicious objects based upon the the activity
404
Traverse recorded information on the computer relating to the suspicious objects
406
Source of the suspicious objects identified?
408
No
Yes
Report source of the suspicious objects
410
End

FIGURE 4

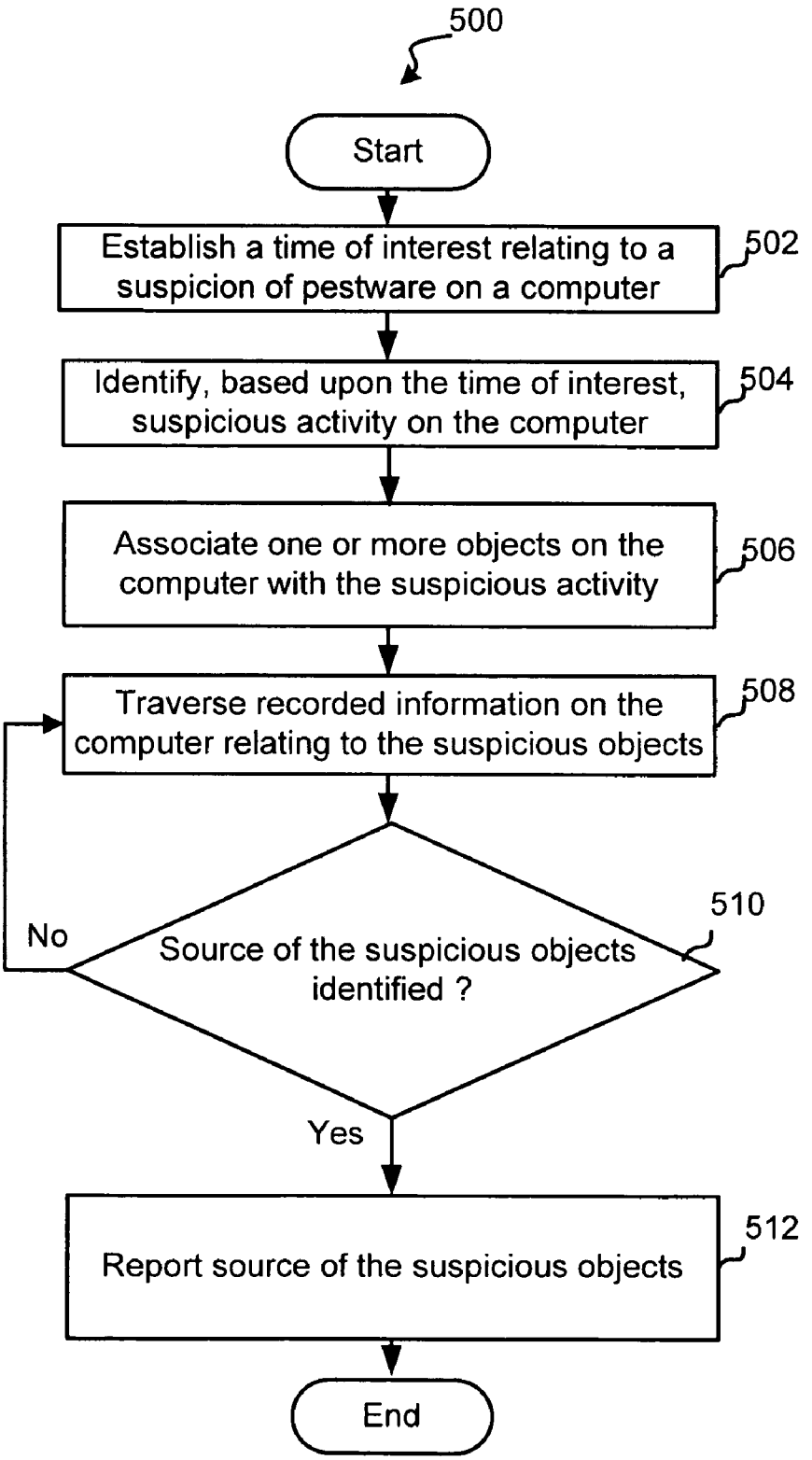
500
Start
Establish a time of interest relating to a suspicion of pestware on a computer
502
Identify, based upon the time of interest, suspicious activity on the computer
504
Associate one or more objects on the computer with the suspicious activity
506
Traverse recorded information on the computer relating to the suspicious objects
508
Source of the suspicious objects identified ?
510
No
Yes
Report source of the suspicious objects
512
End

FIGURE 5

BACKWARDS RESEARCHING ACTIVITY INDICATIVE OF PESTWARE

RELATED APPLICATIONS

The present application is related to commonly owned and assigned application Ser. No. 10/956,573, now U.S. Pat. No. 7,480,683, entitled System and Method For Heuristic Analysis to Identify Pestware; application Ser. No. 10/956,574, now U.S. Pat. No. 7,533,131, entitled System and Method for Pestware Detection and Removal; application Ser. No. 10/956,818, entitled System and Method for Locating Malware and Generating Malware Definitions; application Ser. No. 11/257,609, entitled System and Method for Kernel-Level Pestware Management; application Ser. No. 11/237,291, entitled Client Side Exploit Tracking; application Ser. No. 11/408,215, entitled Backward Researching Existing Pestware, filed herewith; and application Ser. No. 11,408,145, entitled Backward Researching Time Stamped Events to Find an Origin of Pestware, filed herewith, which are incorporated herein by reference.

COPYRIGHT

A portion of the disclosure of this patent document contains material that is subject to copyright protection. The copyright owner has no objection to the facsimile reproduction by anyone of the patent disclosure, as it appears in the Patent and Trademark Office patent files or records, but otherwise reserves all copyright rights whatsoever.

FIELD OF THE INVENTION

The present invention relates to computer system management. In particular, but not by way of limitation, the present invention relates to systems and methods for detecting, controlling and/or removing pestware.

BACKGROUND OF THE INVENTION

Personal computers and business computers are continually attacked by trojans, spyware, and adware, collectively referred to as "malware," "spyware" or "pestware." These types of programs generally act to gather information about a person or organization—often without the person or organization's knowledge. Some pestware is highly malicious. Other pestware is non-malicious but may cause issues with privacy or system performance. And yet other pestware is actually beneficial or wanted by the user. Unless specified otherwise, "pestware" as used herein refers to any of these programs that collects information about a person or an organization.

Software is presently available to detect and remove pestware. But as it evolves, the software to detect and remove it must also evolve. Accordingly, current techniques and software for removing pestware are not always satisfactory and will most certainly not be satisfactory in the future. Additionally, because some pestware is actually valuable to a user, pestware-detection software should, in some cases, be able to handle differences between wanted and unwanted pestware.

Current pestware removal software uses definitions of known pestware to search for and remove files on a protected system. These definitions are often slow and cumbersome to create. Additionally, it is often difficult to initially locate the pestware in order to create the definitions. Accordingly, a system and method are needed to address the shortfalls of present technology and to provide other new and innovative features.

SUMMARY OF THE INVENTION

Exemplary embodiments of the present invention that are shown in the drawings are summarized below. These and other embodiments are more fully described in the Detailed Description section. It is to be understood, however, that there is no intention to limit the invention to the forms described in this Summary of the Invention or in the Detailed Description. One skilled in the art can recognize that there are numerous modifications, equivalents and alternative constructions that fall within the spirit and scope of the invention as expressed in the claims.

The present invention can provide a system and method for researching an identity of a source of activity that is indicative of pestware. In one embodiment the method comprises monitoring the computer for activity that is indicative of pestware, identifying, based upon the activity, an object residing on the computer that is a suspected pestware object and accessing at least a portion of a recorded history of sources that the computer received files from so as to identify a reference to an identity of a particular source that the suspected pestware object originated from.

As previously stated, the above-described embodiments and implementations are for illustration purposes only. Numerous other embodiments, implementations, and details of the invention are easily recognized by those of skill in the art from the following descriptions and claims.

BRIEF DESCRIPTION OF THE DRAWINGS

Various objects and advantages and a more complete understanding of the present invention are apparent and more readily appreciated by reference to the following Detailed Description and to the appended claims when taken in conjunction with the accompanying Drawings wherein:

FIG. **1** illustrates a block diagram of one implementation of the present invention;

FIG. **2** is a block diagram depicting an embodiment of the file storage device of FIG. **1**;

FIG. **3** is a flowchart depicting a method according to an exemplary embodiment;

FIG. **4** is a flowchart depicting another method according to another embodiment;

FIG. **5** is a flowchart depicting yet another method according to yet another embodiment.

DETAILED DESCRIPTION

Referring now to the drawings, where like or similar elements are designated with identical reference numerals throughout the several views, and referring in particular to FIG. **1**, it illustrates a block diagram of one implementation of the present invention. Shown is a protected computer **100** that includes a detection module **102**, quarantine module **104**, removal module **106**, and shields **120**. In addition, a research module **108** is shown coupled to a heuristics module **110**, a time stamp module **112** and a reporting module **114**.

Each of these modules can be implemented in software or hardware. And if implemented in software, the modules can be implemented in a single software package or in multiple software packages. In addition, one of ordinary skill in the art will recognize that the software can be designed to operate on any type of computer system including WINDOWS and

Linux-based systems. Additionally, the software can be configured to operate on personal computers and/or servers. For convenience, embodiments of the present invention are generally described herein with relation to WINDOWS-based systems. Those of skill in the art can easily adapt these implementations for other types of operating systems or computer systems.

Also shown is a file storage device **118** that is coupled to the research module **108** and an activity monitor **116**. In this embodiment the file storage device includes an activity log **120**, a pestware file **124** and a collection of N files **130**. The file storage device **118** is described herein in several implementations as hard disk drive for convenience, but this is certainly not required, and one of ordinary skill in the art will recognize that other storage media may be utilized without departing from the scope of the present invention. In addition, one of ordinary skill in the art will recognize that the storage device **118**, which is depicted for convenience as a single storage device, may be realized by multiple (e.g., distributed) storage devices.

In the exemplary embodiment, the pestware file **124**, corresponds to (e.g., includes data relating to) a pestware process **122** operating in memory. The pestware process **122** is exemplary of pestware processes that are configured to make one or more unauthorized alterations to the computer **100**. For example, the pestware process **122** may make changes to either or both of the browser settings and/or operating system (OS) settings without approval and/or the knowledge of the user.

In accordance with several embodiments, the research module **108** is configured to receive an indication that either known pestware is residing on the computer or activities indicative of pestware have occurred or are occurring on the protected computer. In response, the research module **108** is configured to research the activity log **120** and/or the N files **130**, which include information (e.g., historical logs) relating to events on the computer **100**, to identify a source of the pestware **122**, **124** or pestware-related activities, which may be reported by the reporting module **114** to a centralized data store for subsequent pestware management purposes.

For example, the identities (e.g., I.P. address, URL, email client or program name) of sources (e.g., web sites, email or program) of the pestware may be collected in a centralized data store (not shown) and then subsequently reported to other users. In addition, the sources of the pestware or suspected pestware may be visited to further research how the pestware is being distributed from the URLs and/or to generate new definitions for pestware discovered at these sources.

As described further with reference to FIG. **2**, the N files **130** include one or more files with information that assist the research module **108** in tracing information in the N files **130** to an identity (e.g., URL) of the source of pestware **122**, **124** on the computer **100**. One or more of the N files **130** may be associated with an operating system of the protected computer and/or one or more applications of the protected computer, and may include information such as process IDs, registry entries, file names, cookies and URLs among other information that is used to trace from an identified pestware file, pestware process and/or pestware activity to an originating source (e.g., URL or IP address) of the infection. In one embodiment, one or more of the N files **130** is generated from an application that generates a log of data after examining the computer. An example of such an application is an application distributed under the name HijackThis.

In the exemplary embodiment depicted in FIG. **1**, the research module **108** is configured to receive indications that pestware may be present on the computer from each of the detection engine **102**, the heuristics engine **110** and the time stamp module **112**, but this is certainly not required. In other embodiments, for example, the research module **108** may be configured to communicate only with the detection engine **102** or only with the heuristics engine. In yet other embodiments, the research module **108** may be configured to receive only a time stamp from the time stamp module **112**.

According to several embodiments, pestware-detection functions operating on the protected computer **100** are represented by the detection engine **102**, the quarantine engine **104**, the removal engine **106**, the shields **120** and the heuristic engine **110**. The basic functions of the detection engine **102** is to compare files, processes and registry entries on the protected computer against known pestware definitions and characteristics. When a match is found, in addition to quarantining and removing a pestware object, the detection engine **102** informs the research module **108** of the pestware. Details associated with several embodiments of sweep, quarantine, and removal engines are found in the above-identified application entitled System and Method for Pestware Detection and Removal.

Pestware and pestware activity can also be identified by the shields **120**, which generally run in the background on the computer system. In the exemplary embodiment depicted in FIG. **1**, the shields **120** are divided into the operating system shields **120**A and the browser shields **120**B. The shields **120** are designed to watch for pestware and for typical pestware activity and includes two types of shields: behavior-monitoring shields and definition-based shields.

As an example, the shields **120** monitor the protected computer **100** for certain types of activities that generally correspond to pestware behavior. Particular examples of some of the types of activities that are monitored include a process spawning another process, an alteration to registry entries, communications with remote sites via the Internet, alterations to a start up folder, injection of a DLL into another process, and a change to the browser's home page and/or bookmarks. Some specific examples of shields are disclosed in the above-identified application entitled System and Method for Locating Malware and Generating Malware Definitions. In the exemplary embodiment, the shields **120** inform the heuristics engine **108** about the activities and the heuristics engine **108** determines whether the research module **108** should be informed and/or whether the activity should be blocked.

As an example, the heuristics module **110** may compare the activities on the computer with weighted factors to make decisions relative to activities at the protected computer. Each of these factors may be, for example, associated with a particular activity and each factor may be weighted by the likelihood that the activity is associated with pestware. If the sum of the weighted factors that match the activity history exceed a threshold, then the activity is identified as pestware activity and the heuristics module **110** prompts the research module **108** to initiate research into the origin of the pestware initiating the activity. It should be recognized that this type of heuristics operation is merely one example, and that the heuristics module **110** may use other techniques to analyze activity on the computer. Additional information related to heuristics-based scanning is found in the above-identified applications entitled System and Method For Heuristic Analysis to Identify Pestware and Client Side Exploit Tracking.

In the exemplary embodiment depicted in FIG. **1**, the time stamp module **112** is configured to send a time stamp to the research module **108** in response to a request from a user and/or in response to the heuristics module **108**. In some embodiments for example, the heuristics module **108** pro-

vides the user with information about suspect activity on the computer **100** so that the user has the option as to whether or not the research module **108** will attempt to identify the source of the activity.

In other embodiments, the heuristics module **110** prompts the time stamp module **112** to initiate the generation of a time stamp, without user intervention, in response to activity that is indicative of pestware activity. In one implementation, for example, the heuristics module **110** prompts the research module **108** to initiate tracing of the pestware activity to an origin of the pestware that is associated with the activity, and the heuristics module **110** also prompts the time stamp module **112** to send a time stamp **112** to the research module **108** so that the research module **108** is provided with a time reference as well as information about the pestware activities.

In yet other embodiments, the timestamp module **112** operates independently of the heuristics module **110**. For example, the timestamp module **112** may prompt the research module **108** to initiate a review of the activity log **120** and/or one or more of the N files in response to a user request.

The activity monitor **116** in several embodiments monitors activities on the computer and stores information about the activities in the activity log **120** so as to assist the research module **108** in identifying activities associated with pestware and the source of the pestware. In some embodiments, for example, the activity log **120** includes a list of processes that are running on the protected computer and the files that are associated with the processes. Although not depicted in FIG. **1**, the shields **120** may utilize the activity monitor **116** to detect pestware-related events and intercept efforts by pestware to spawn new processes or alter aspects of the protected computer **100**.

In some variations, the activity monitor **116** may inject code into existing processes so that when a process attempts to call a function of the computer's **100** operating system (not shown) the injected code can check the process to be started and raise a flag if the existing process is attempting to create a new pestware process or attempting to alter one or more settings (e.g., a registry setting) of the protected computer **100**.

In other embodiments, the activity monitor **116** is realized by a kernel-mode driver that may be loaded during a boot sequence for the protected computer or anytime later. In these embodiments, the activity monitor **116** is configured to log API calls in the activity log. In many variations for example, when a process (e.g., the pestware process) attempts to spawn a another pestware process or alter a registry entry, the API call utilized by the process is intercepted before it is carried out by an operating system of the protected computer. In this way, the attempt may be logged in the activity log **120** and the process may be analyzed to determine whether it is known to be a pestware-related process. Additional details of use of a kernel-level driver in connection with pestware management may be found in the above identified application entitled: System and Method for Kernel-Level Pestware Management.

It should be recognized that the block diagram in FIG. **1** depicts functional capabilities associated with several embodiments of the present invention. One of ordinary skill in the art will recognize that the functions described with reference to FIG. **1** may be realized by various implementations of software in connection with hardware or hardware alone. In these implementations several functions may be consolidated into a single module, for example, and as a consequence, may appear different from the block diagram in FIG. **1** without departing from the scope of the present invention.

Referring next to FIG. **2**, shown are exemplary resources, also referred to herein as historical logs, that are available to the research module **108** in accordance with one embodiment of the present invention. In general, these resources are logs of historical events that occurred on the computer, and each of the logs includes information that may be used to reference other information when, for example, activities, processes and files are traced so as to determine an origin of the pestware or suspected pestware. As shown, a file storage device **218** in this embodiment includes an activity log **220**, which may be generated by an activity monitor (e.g., the activity monitor **116**) and may include information about processes running on the computer **100** and files corresponding to the processes. In variations, the activity log **220** includes a history of API calls and respective times made by processes running on the protected computer, but this is certainly not required.

In addition, the file storage device **218** includes a browser history **240**, browser cache **242**, browser settings **244**, OS settings **246**, an event log **248**, a debugging log **250**, a firewall log **252**, file information **254** and monitoring software logs **256**. One or more of these exemplary files **240-256** may be implemented for one or more of the N files **130** described with reference to FIG. **1**.

The browser history **240** in this embodiment includes a listing of web sites and respective times that the web sites were visited by the user. The browser cache **242** in this embodiment includes files, cookies, and other objects cached in connection with use of a browser of the protected computer (e.g., Internet Explorer or Mozilla (not shown)). As depicted, the browser cache **242** includes a cache index **243** that includes a listing, which associates the content of the browser cache **242** with URLs and time stamps. As discussed further herein, the cache index **243** provides an efficient means for identifying the times objects were retrieved and the URLs that the objects were retrieved from.

The browser settings **244** include information about settings associated with a browser and may include a home page setting and list of user favorites. The browser settings **244** are monitored by the shields **120** for changes. Those settings also contain URLs that may be referenced in time stamped logs, firewall logs, browser histories, etc.

The operating system (OS) settings **246** may include registry entries, a start up folder and other information utilized by an operating system of the protected computer. As discussed further herein, data included in the OS settings **246** may include time stamps, which indicate when changes were made to the settings.

The event log **248** in this embodiment includes a log of events that is maintained by an operating system of the protected computer **100**. For example, the event log **248** may include event information including errors, user log-in history, a listing of processes that have been launched (and the users that launched the processes), path information, information about which process (and which users) accessed a secure area and other information relating to operations of the computer **100**.

Also shown in FIG. **2** is a debugging log **250** that includes application errors, which point to a process and the address where the error occurred. Some techniques employed by pestware forcibly shut down applications, or cause applications to crash when their memory space is injected with pestware code. The infected applications like "explorer.exe" will crash, or some times restart spontaneously. These events/occurrences show up in debugging logs. These are time stamped events, that also reference files on the system.

The firewall log **252** is this embodiment is a collection of information relating to network-related events on the pro-

tected computer. The firewall log **252**, may for example, include time stamps of network activities on the protected computer, which may be utilized by the research module **108** to locate pestware or indicia of pestware.

Also shown in the data storage device **218** is a collection of file information **254**, also known as the file system, which includes a database that the operating system uses to locate and store information about files. For example, the file information **254** may include the date and time a file is created, a date and time the file was last modified, the date and time the files was last accessed and the size of the file.

The monitoring-software logs **256** includes information collected from one or more pieces of monitoring software that are configured to monitor activity on the computer. As an example, the monitoring logs **256** may be generated from a filter driver, a module interfacing with a layer service provider and/or browser helper objects. It should be recognized that the logs **220**, **240-256** depicted in FIG. **2** are merely exemplary and these logs are by no means representative all the potential logs that may be accessed to research origins of pestware and/or suspected-pestware.

Referring next to FIG. **3**, shown is a flowchart depicting a method in accordance with one embodiment. Although reference will be made to FIGS. **1** and **2** for exemplary purposes, it should be recognized that the method described with reference to FIG. **3** is certainly not limited to the specific embodiments described with reference to FIGS. **1** and **2**. As shown, in this embodiment a scan of a computer (e.g., the computer **100**) for pestware is initially carried out (Block **302**). In several embodiments for example, the detection engine **102** scans the file storage device **118**, the operating system registry and executable memory of the protected computer for indicia of pestware (e.g., processes or files matching pestware definitions and/or alterations to a registry entry that are consistent with pestware).

As shown in FIG. **3**, if pestware indicia is found, then recorded information (e.g., the activity log **120** and/or the N files **130**) that may include traces of the pestware is accessed (Block **304**), and traversed to search for information leading to the identification of the source of the pestware (Block **306**). In some instances, the origin of the pestware may be identified by simply referencing one piece of data that is stored in connection with the identification of the pestware source. In other instances, however, it may be necessary to access several pieces of referential data, which may be located in one or more of the files **220-256** before arriving at the identity of the source of the pestware.

As an example, if a pestware file is found on the file storage device **118**, then the cache index **243** of the browser cache **242** may be searched to identify the name of the file, and if the originating URL is stored in connection with the file, the URL is identified as the source of the file. As another example, if a pestware process is identified, a search of the activity log **220** may lead to the identity of a second process that spawned the pestware process, and additional searching of the activity log **220** using the name of the second process may lead to the identification of a pestware file associated with the second process. In turn, a search of the cache index **243** for the name of the pestware file may lead to the URL from which the pestware file was downloaded.

As shown in FIG. **3**, if the source of the pestware is identified (Block **308**), then the source of the pestware is reported (Block **310**). In some embodiments, it is contemplate that several other computers configured in accordance with the protected computer **100** depicted in FIG. **1** may also report sources of pestware to a centralized location where the URLs may be added to a list of "bad URLs." In addition, the identified URLs may be actively searched to learn more about the pestware generated at the sites, which may help generate definitions for the pestware and may provide information about how pestware infections occur.

Referring next to FIG. **4**, shown is a flowchart depicting a method in accordance with another embodiment of the present invention. Again, reference will be made to FIGS. **1** and **2** for exemplary purposes, but it should be recognized that the method described with reference to FIG. **4** is certainly not limited to the specific embodiments described with reference to FIGS. **1** and **2**. As shown, in this embodiment activity on a computer is monitored for indicia of pestware (Block **402**), and if potential pestware-related activity is detected, recorded information related to the activity is searched to identify one or more suspicious objects (e.g., files and/or processes) that are related to the activity (Block **404**). In some embodiments, the shields **120** (described with reference to FIG. **1**) may monitor the protected computer **100** for activities, and if the activity is identified as potential pestware activity (e.g., by the heuristics module **110**), then the research module **108** searches the activity log **120** and/or one or more of the N files for information relating to the pestware-related activity.

As shown in FIG. **4**, recorded information (e.g., one or more of the N files) is then traversed to trace through information related to the suspicious objects that leads to an origin of the suspicious objects (Block **406**). In one embodiment for example, the suspicious activity leads to a search for suspicious processes and/or files related to the activity (e.g., using the activity log **120**), which then leads to a search of one or more of the N files **130** (e.g., the cache index **243**) for an indication of the source of the suspicious process and/or files.

As depicted in FIG. **4**, if the source of the suspicious object(s) is identified (Block **408**), then the source of the suspicious object(s) is then reported (e.g., to a pestware research entity). In this way, the suspicious objects and the web sites originating the suspicious objects may be further researched to establish the extent to which they may be a threat.

As an example of pestware-related activity that may trigger the search for a source of the activity, if a series of particular API calls is made in a pattern known to be associated with pestware, the process(es) making the calls may be identified using, for example, the activity log **120**. In turn, the activity log **120** may be used to identify the file(s) associated with the process(es), and the cache index **243** may be utilized to search for a source of the file(es). It should be recognized that this is merely one example of the type of activity that may trigger backwards researching of logs on a computer, and that patterns in process creation, downloaded files, changes to an operating system registry and browser settings, for example, may trigger a search of the computer's logs.

Referring next to FIG. **5**, shown is a flowchart depicting yet another method in accordance with another embodiment of the present invention. While referring to FIG. **5**, simultaneous reference will be made to FIGS. **1** and **2** for exemplary purposes, but it should be recognized that the method described with reference to FIG. **5** is certainly not limited to the specific embodiments described with reference to FIGS. **1** and **2**.

As shown, in this embodiment a time of interest is initially established based upon a suspicion that pestware has infected a computer (Block **502**). In some embodiments, for example, a user may establish the time of interest based upon events the user observed (e.g., pop-ups or a system crash). In one embodiment, as discussed with reference to FIG. **1**, in response to a user request, the time stamp module **112** may issue a time stamp and initiate research that is related to activity occurring at or around the time of the time stamp. In

variations, the user is provide with an alert in response to the heuristics module **110** identifying an activity that is suspicious and the user is given an option to initiate research at or around the time of interest.

In other embodiments, the time stamp module **112** automatically generates a time stamp in response to a report of suspicious activity (e.g., from the shields **120** or heuristics module **110**).

As shown in FIG. **5**, once a time of interest is established, suspicious activity is identified on the computer based upon the time of interest (Block **504**). The time of interest may be established, for example, to include a time period before the time stamp is issued so that a search for suspicious activity is limited to a particular time period. In some embodiments, the activity log **130** and/or one or more of the N files **130** are accessed and analyzed to determine whether any activity during the time of interest is suspicious (e.g., the activity indicates in some way that it may be associated with pestware). As an example, if any logged information (e.g., in the activity log **130** and/or one or more of the N files **130**) indicates that during the time of interest that, for example, access to the registry was carried out in connection with a downloaded file or the launch of a process, the activities may identified as being suspect and further research relative to the process and the file may carried out.

Beneficially, many of the logs accessed include time-stamped information, which enables an activity that occurred during the time of interest to be readily identified and analyzed either alone or in connection with other activities occurring during the time of interest. As an example, the activity log **220**, the browser history **240**, browser cache **242**, operating system setting **246**, the event log **248**, the debugging log **250** the firewall log **252**, the file information **254** and the monitoring software logs **256** include time stamped information that provides insight into the activities that occurred on the computer during the time of interest.

As depicted in FIG. **5**, once one or more activities are identified as being suspicious (Block **504**), one or more objects (e.g., processes or files) on the computer are associated with the suspicious activity (Block **506**). For example, the research module **108** may search the activity log **120** and/or one or more of the N files for information that associates the suspicious activity to one or more processes and the processes may be related to one or more files.

As shown in FIG. **5**, recorded information on the computer is then traversed in order to trace to an origin of one or more of the objects (Block **508**). For example, a search of one or more of the N files **130** (e.g., the cache index **243**) may be carried out to identify the source of a suspicious process and/or files. Once the source of the suspicious object(s) is identified (Block **510**), the source is then reported (e.g., to a remote research entity)(Block **512**).

It should be recognized that the methods described with reference to FIGS. **3**, **4** and **5** are merely exemplary and are certainly not the only modes of operation that are contemplated. As an example, the establishment of a time of interest, as discussed with reference to FIG. **5**, may be useful in the method described with reference to FIGS. **3** and **4** for identifying information that leads to the source of the pestware or pestware-related activities. Moreover, it is contemplated that aspects from all three of the methods described with reference to FIGS. **3**, **4** and **5** may be combined.

In conclusion, the present invention provides, among other things, a system and method for identifying a source of pestware or suspected pestware on a computer. Those skilled in the art can readily recognize that numerous variations and substitutions may be made in the invention, its use and its configuration to achieve substantially the same results as achieved by the embodiments described herein. Accordingly, there is no intention to limit the invention to the disclosed exemplary forms. Many variations, modifications and alternative constructions fall within the scope and spirit of the disclosed invention as expressed in the claims.

What is claimed is:

1. A method for identifying an origin of activity on a computer that is indicative of pestware comprising:

monitoring, using a kernel-mode driver, the computer for activity that is indicative of pestware, wherein the monitoring includes monitoring API calls and storing a history of at least a portion of the API calls in an activity log;

analyzing, heuristically, computer activity to determine whether one or more weighted factors associated with an activity exceeds a threshold so as to arrive at a determination that the activity is indicative of pestware;

identifying, based upon the activity, an object residing on the computer that is a suspected pestware object;

accessing, in response to the identifying an object, at least a portion of a recorded history of externally networked sources that the computer received files from so as to identify a reference to an identity of a particular externally networked source that the suspected pestware object originated from; and

reporting the identity of the particular externally networked source to an externally networked pestware research entity so as to enable the externally networked pestware research entity to research whether the particular externally networked source is a source of pestware.

2. The method of claim **1**, wherein the particular externally networked source is identified by an identifier selected from the group consisting of an I.P. address and a URL.

3. The method of claim **2**, wherein the identifying includes accessing an activity log that includes information that relates the activity to the suspected pestware object.

4. The method of claim **1**, wherein the recorded history resides in a browser cache, which includes information about files downloaded to the computer and a source of each of the files.

5. The method of claim **1**, wherein the recorded history resides in at least one log selected from the group consisting of an activity log, a browser history, browser cache, browser settings, operating system settings, an event log, a debugging log, a firewall log, file information and monitoring software logs.

6. A system for identifying a source of activity on a computer that is indicative of pestware including:

an activity monitor configured to monitor API calls and to store a history of at least a portion of the API calls in an activity log, wherein the activity monitor includes a kernel-mode driver adapted to intercept the API calls;

a heuristics module configured to identify an activity on the computer that is indicative of pestware residing on the computer and to analyze the activity to determine whether one or more weighted factors associated with the activity exceeds a threshold; and

a research portion configured to access, in response to a prompt from the heuristics module, a first set of recorded information on the computer that relates the activity to at least one file residing on the computer, and wherein the research portion is configured to access a second set of recorded information on the computer that relates the at least one file to an externally networked source from which the file was received; and

a reporting portion configured to generate a report that identifies the externally networked source of the file and

to report an identity of the externally networked source to an externally networked pestware research entity so as to enable the externally networked pestware research entity to research whether the externally networked source is a source of pestware.

7. The system of claim **6**, wherein activity monitor is configured to store an identity of each process that made each of the API calls in the stored history, and wherein the activity monitor is configured to store an identity of each file that corresponds to each the processes that made the API calls in the stored history so as to create a relation between each API call and at least one file.

8. The system of claim **6**, wherein the heuristics module is configured to receive information about the API calls from the activity monitor and determine whether the API calls are indicative of pestware.

9. The system of claim **6**, wherein the first set of recorded information and the second set of recorded information reside in the same log file on a file storage device of the computer.

10. The system of claim **6**, wherein the externally networked source is identified by an identifier selected from the group consisting of an I.P. address and a URL.

11. The system of claim **6** wherein the recorded history resides in at least one log selected from the group consisting of an activity log, a browser history, browser cache, browser settings, operating system settings, an event log, a debugging log, a firewall log, file information and monitoring software logs.

12. A non-transitory computer-readable medium including processor-executable instructions for identifying an origin of activity on a computer that is indicative of pestware, the instructions including instructions for:

monitoring, with a kernel-mode driver, the computer for activity that is indicative of pestware, wherein the instructions for monitoring include instructions for monitoring API calls and storing a history of at least a portion of the API calls in an activity log;

analyzing, heuristically, computer activity to determine whether one or more weighted factors associated with an activity exceeds a threshold so as to arrive at a determination that the activity is indicative of pestware;

identifying, based upon the activity, an object residing on the computer that is a suspected pestware object;

accessing, in response to the identifying an object, at least a portion of a recorded history of externally networked sources that the computer received files from so as to identify a reference to an identity of a particular externally networked source that the suspected pestware object originated from; and

reporting the identity of the particular externally networked source to an externally networked pestware research entity so as to enable the externally networked pestware research entity to research whether the particular externally networked source is a source of pestware.

13. The non-transitory computer-readable medium of claim **12**, wherein the particular externally networked source is identified by an identifier selected from the group consisting of an I.P. address and a URL.

14. The non-transitory computer-readable medium of claim **12**, wherein the recorded history resides in at least one log selected from the group consisting of an activity log, a browser history, browser cache, browser settings, operating system settings, an event log, a debugging log, a firewall log, file information and monitoring software logs.

* * * * *