Search

PCMag editors select and review products independently. If you buy through affiliate links, we may earn commissions, which help support our testing.

How to Use Nearby Sharing in Windows 10

Nearby Sharing in the Windows 10 April 2018 update sends files with minimum hassle. No emailing, message attachments, or plugging and unplugging USB drives.

By Michael Muchmore

May 4, 2018

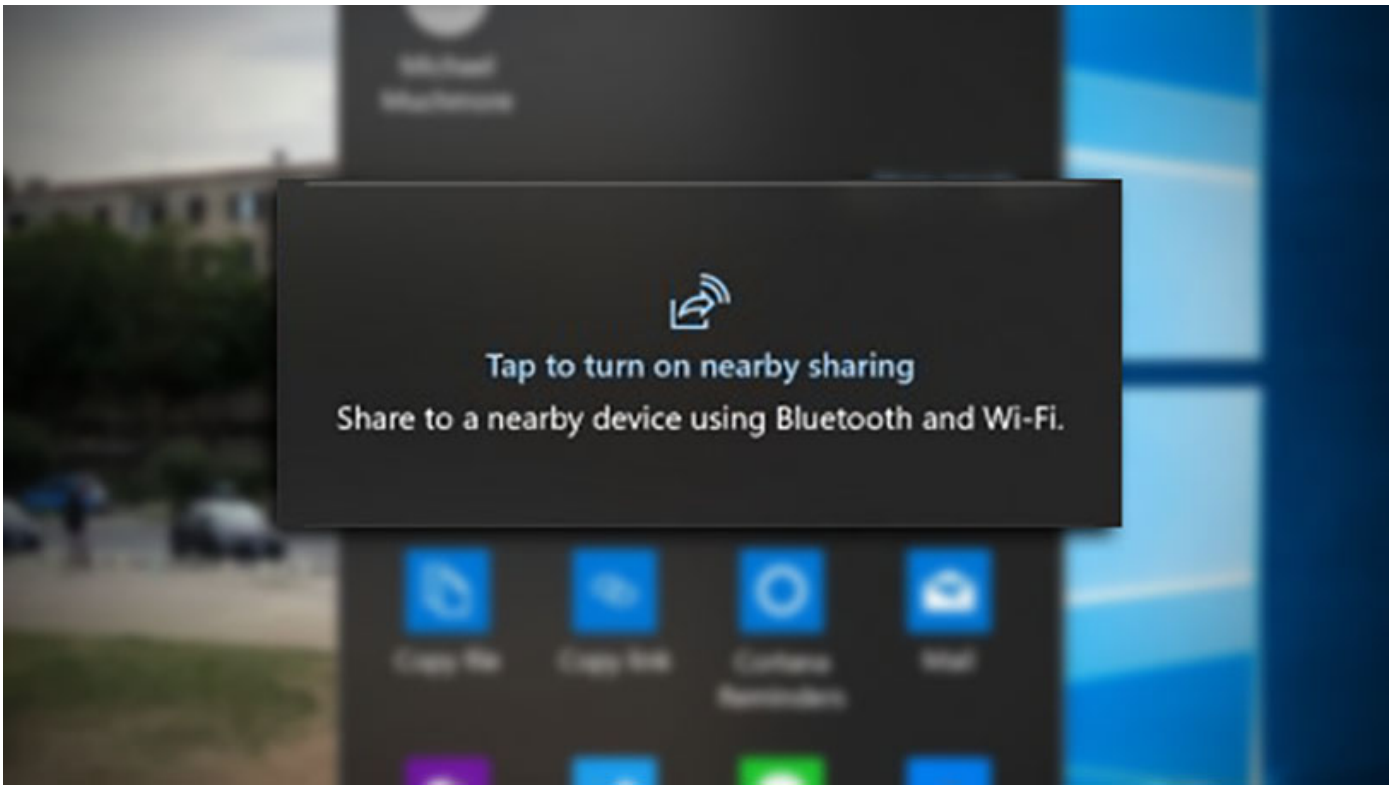

I've long been a fan of Apple's AirDrop feature, which lets you send a photo, file, or website address to anyone nearby, even if you're not connected to the internet. Now Windows users can enjoy the

InterDigital Exhibit 2054, p. 1
Microsoft v. InterDigital
IPR2024-00305

same convenience, with the April 2018 update's Nearby sharing capability.

The feature uses Bluetooth and peer-to-peer Wi-Fi, meaning you don't even need to be connected to a Wi-Fi router, let alone to the internet, to transfer files. As you'll see below, Nearby sharing isn't a separate feature but an option on the share panel, just like Apple.

Setup is easy, so if you have some files you want to share to a nearby PC, do yourself a favor and give Nearby sharing a try. Here's how.

ADVERTISEMENT

1. Start the Process

InterDigital Exhibit 2054, p. 2
Microsoft v. InterDigital
IPR2024-00305

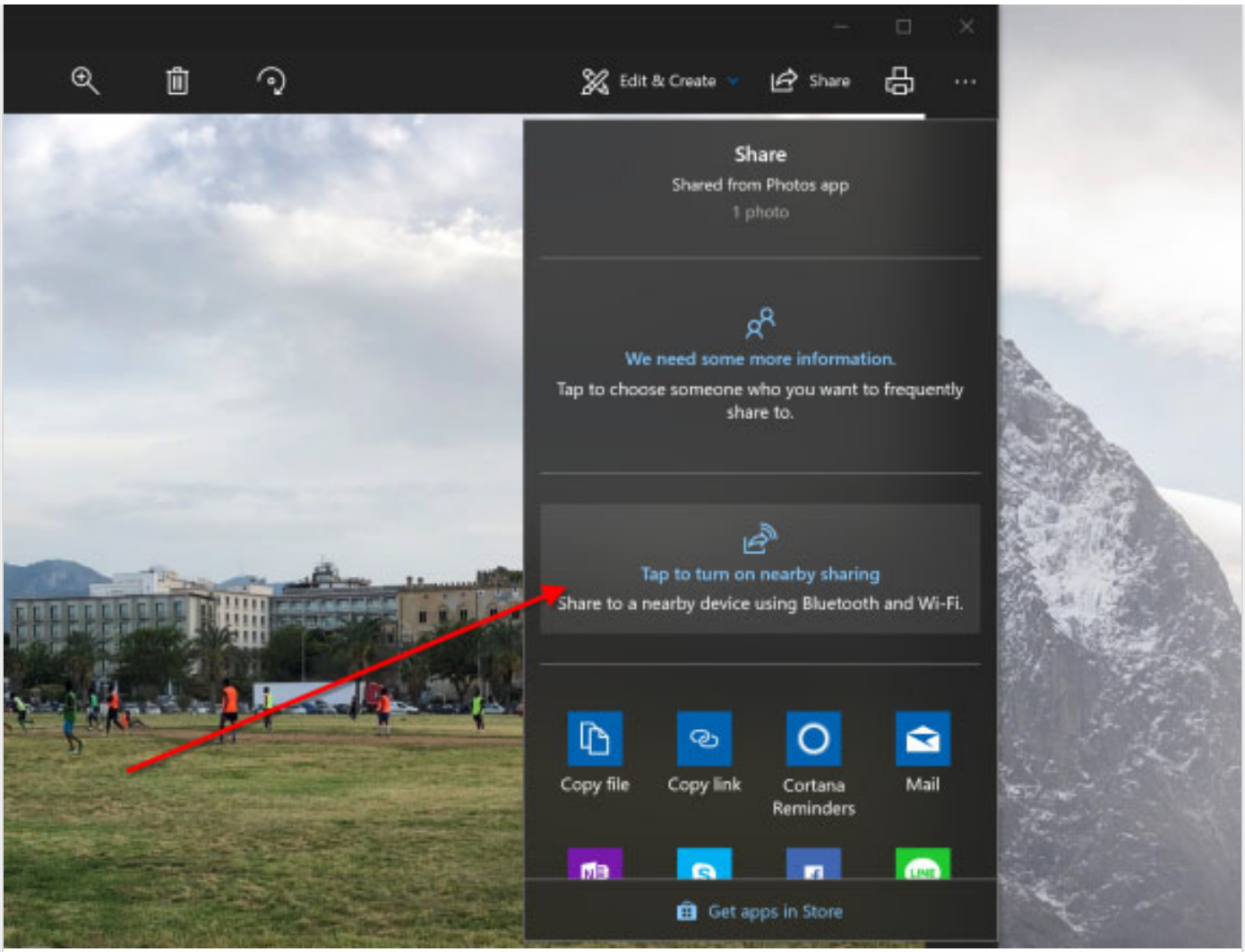

ADVERTISEMENT

InterDigital Exhibit 2054, p. 3
Microsoft v. InterDigital
IPR2024-00305

2. Looking for Nearby Devices

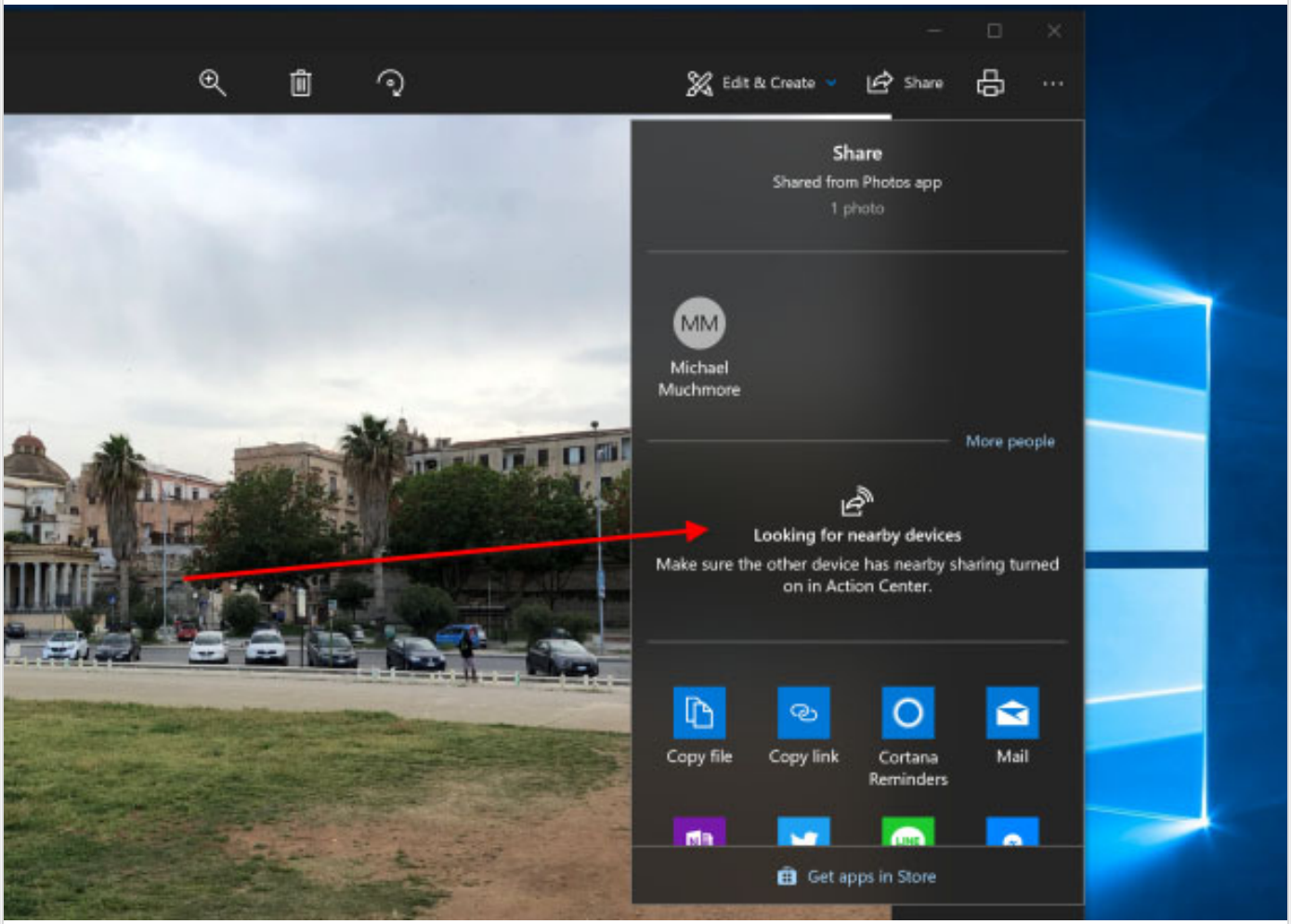

After you've enabled the feature, its spot in the share dialog will say "Looking for nearby devices," along with "Make sure the other device has nearby sharing turned on in Action Center."

3. Nearby Desktop Found

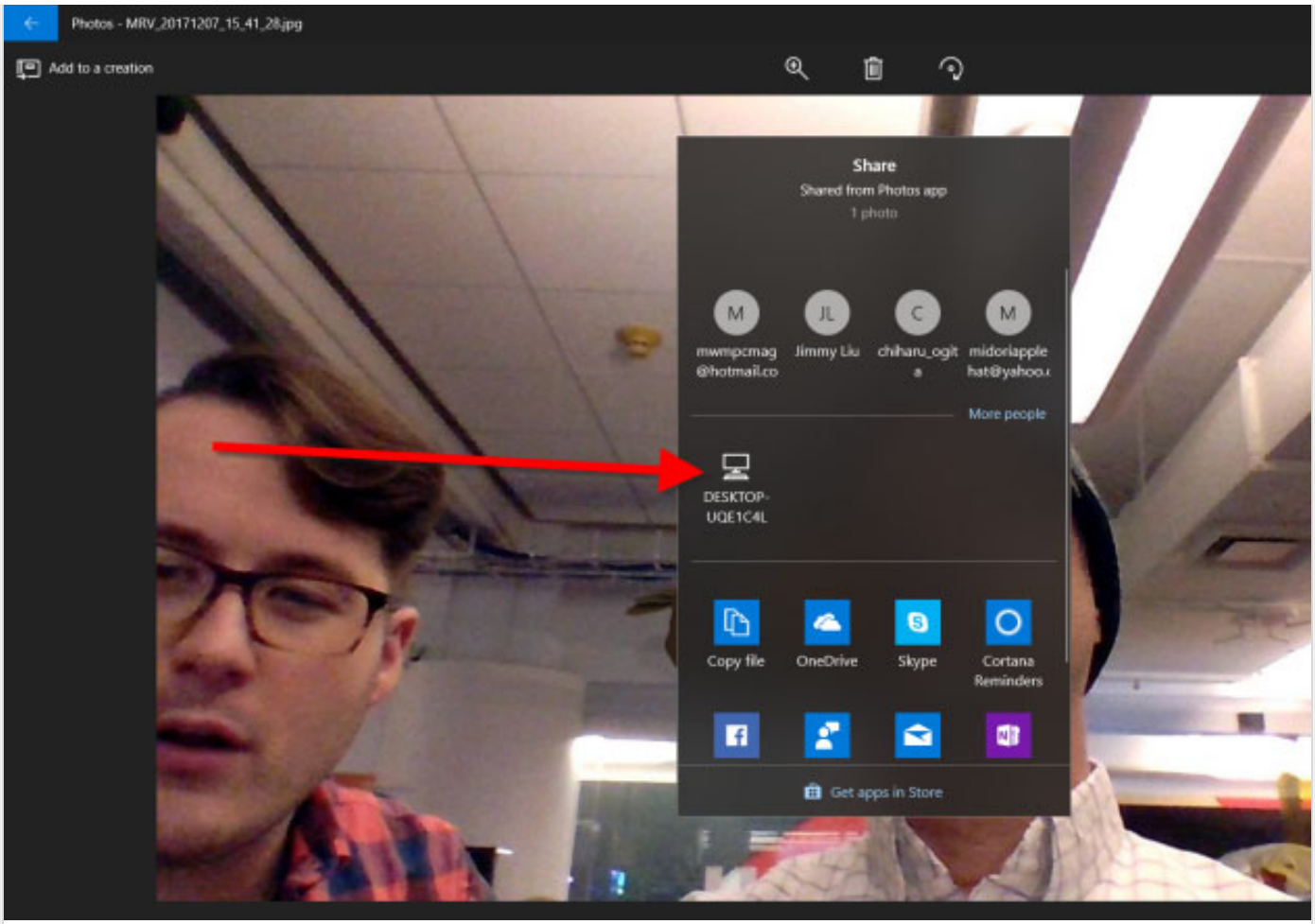

Here you can see that the "Looking for..." message has been replaced with the device name of a nearby PC. When another device with nearby sharing enabled is found, you'll see its computer name in the share dialog. This could be a weird name like "LAPTOP-DG435GF" generated by your computer manufacturer.

You can find your PC's name in Settings > System > About in the Device name section. That

Nearby Desktop Found

InterDigital Exhibit 2054, p. 5
Microsoft v. InterDigital
IPR2024-00305

4. Sending Nearby

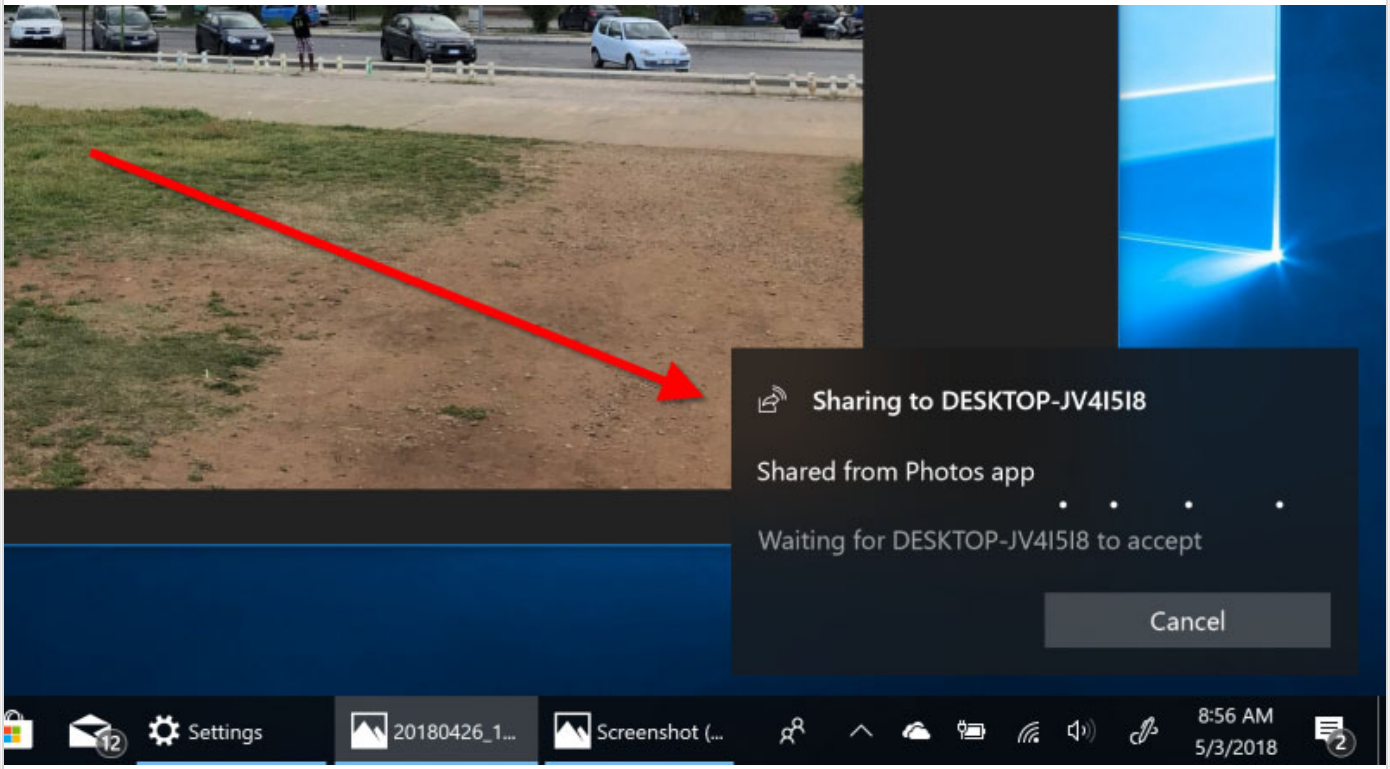

When you send something, you'll see this notification in the lower-right corner of the screen. Send by accident? You can cancel the operation if you do so before the recipient accepts the share.

5. Receiving PC

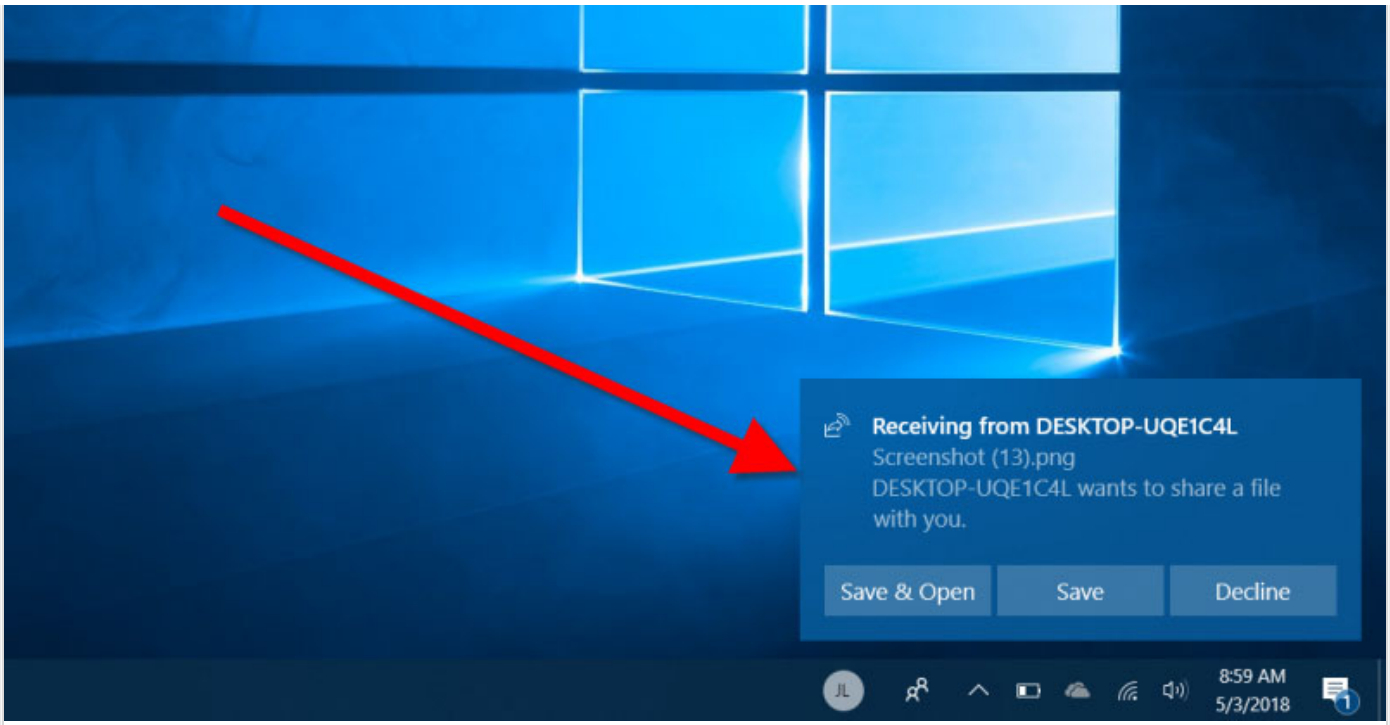

The receiving PC sees this notification in the lower-right corner of the screen. It can either Decline, Save, or Save and Open the shared file. Note that if you share OneDrive-stored

ADVERTISEMENT

6. Shared Settings

For the true Nearby Sharing mavens out there, you can tinker with settings for the feature, in the Settings > System > Shared experiences page. Here, you can decide whether you want to receive items only from your own devices or from anyone nearby. For me, the feature only worked best when I allowed everyone to share; not really a problem since you have to approve what's sent Finally you can choose which folder files land in when you accept them

Like What You're Reading?

Sign up for **Tips & Tricks** newsletter for expert advice to get the most out of your technology.

Enter your email Sign Up

This newsletter may contain advertising, deals, or affiliate links. Subscribing to a newsletter indicates your consent to our Terms of Use and Privacy Policy. You may unsubscribe from the newsletters at any time.

18 People Reacted

Was this article helpful?

Yes **9**

No **18**

AdChoices Sponsored

Conversation

Log in Sign up

Be the first to comment...

No one seems to have shared their thoughts on this topic yet

Leave a comment so your voice will be heard first.

Powered by OpenWeb

Terms | Privacy | Feedback

Popular in the Community

AdChoices Sponsored

FURTHER READING

How to Use Microsoft's Copilot AI, and 10 Things to Try Right Away

BY LANCE WHITNEY

No Microsoft Account Needed: How to Set Up Windows With a Local Account

BY LANCE WHITNEY

How to Edit Images i the Windows Photos (and Enhance Them AI)

BY LANCE WHITNEY

TRENDING

Take Over $100 Off a Refurbished Surface 3 with 256GB Storage

BY STACKCOMMERCE TEAM

Microsoft's DirectSR to Harness Super Resolution Tech From Nvidia, AMD

BY MICHAEL KAN

Nvidia Deletes RTX 4 From Its China Site Export Ban Takes Eff

BY MICHAEL KAN

InterDigital Exhibit 2054, p. 11
Microsoft v. InterDigital
IPR2024-00305

About Michael Muchmore

Lead Software Analyst

PC hardware is nice, but it's not much use without innovative software. I've been reviewing software for PCMag since 2008, and I still get a kick out of seeing what's new in video and photo editing software, and how operating systems change over time. I was privileged to byline the cover story of the last print issue of *PC Magazine*, the Windows 7 review, and I've witnessed every Microsoft win and misstep up to the latest Windows 11.

Prior to my current role, I covered software and apps for ExtremeTech, and before that I headed up PCMag's enterprise software team, but I'm happy to be back in the more accessible realm of consumer software. I've attended trade shows of Microsoft, Google, and Apple and written about all of them and their products.

I'm an avid bird photographer and traveler—I've been to 40 countries, many with great birds! Because I'm also a classical fan and former performer, I've reviewed streaming services that emphasize classical music.

Read Michael's full bio

Read the latest from Michael Muchmore

- How to Restore Old Pictures With Photoshop
- How to Take a Screenshot in Windows 10

InterDigital Exhibit 2054, p. 12
Microsoft v. InterDigital
IPR2024-00305

- 7 Easy Ways to Take Screenshots in Windows 11
- How to Add Widgets to Your Mac Desktop in Sonoma
- How to Remove People or Objects From Pictures in Photoshop
- More from Michael Muchmore

PCMag Newsletters

Our Best Stories in Your Inbox →

Follow PCMag

HONEST, OBJECTIVE, LAB-TESTED REVIEWS

PCMag.com is a leading authority on technology, delivering lab-based, independent reviews of the latest products and services. Our expert industry analysis and practical solutions help you make better buying decisions and get more from technology.

How We Test Editorial Principles

Reviews Best Products

Categories Brands

Events
Series
Encyclopedia
Sitemap
About PCMag
Careers
Contact Us
Press Center

askmen
EXTREMETECH
IGN
lifehacker
Mashable
Offers.com
RetailMeNot
SPEEDTEST

GROUPBLACK

PCMag supports Group Black and its mission to increase greater diversity in media voices and media ownerships.

© 1996-2024 ZIFF DAVIS, LLC., A ZIFF DAVIS COMPANY. ALL RIGHTS RESERVED.

PCMag, PCMag.com and PC Magazine are among the federally registered trademarks of Ziff Davis and may not be used by third parties without explicit permission. The display of third-party trademarks and trade names on this site does not necessarily indicate any affiliation or the endorsement of PCMag. If you click an affiliate link and buy a product or service, we may be paid a fee by that merchant.

About Ziff Davis
Privacy Policy
Terms of Use
Advertise
Accessibility
Do Not Sell My Personal Information

AdChoices

InterDigital Exhibit 2054, p. 14
Microsoft v. InterDigital
IPR2024-00305