(12) INTERNATIONAL APPLICATION PUBLISHED UNDER THE PATENT COOPERATION TREATY (PCT)

(19) World Intellectual Property Organization
International Bureau

(43) International Publication Date
10 November 2005 (10.11.2005)

PCT

(10) International Publication Number
WO 2005/107285 A1

(51) International Patent Classification[7]: H04Q 7/20, 7/38

(21) International Application Number: PCT/US2004/009940

(22) International Filing Date: 30 March 2004 (30.03.2004)

(25) Filing Language: English

(26) Publication Language: English

(71) Applicants *(for all designated States except US)*: **KINOMA, INC.** [US/US]; 167 Hamilton Avenue, Palo Alto, CA 94301 (US). **SONY CORPORATION** [JP/JP]; 7-35 Kitashinagawa 6-Chome, Shinagawa-ku, Tokyo 141 (JP).

(72) Inventor; and
(75) Inventor/Applicant *(for US only)*: **HODDIE, J., Peter** [US/US]; 167 Hamilton Avenue, Palo Alto, CA 94301 (US).

(74) Agent: **FROMMER, William, S.**; Frommer Lawrence & Haug LLP, 745 Fifth Avenue, New York, NY 10151 (US).

(81) Designated States *(unless otherwise indicated, for every kind of national protection available)*: AE, AG, AL, AM, AT, AU, AZ, BA, BB, BG, BR, BW, BY, BZ, CA, CH, CN, CO, CR, CU, CZ, DE, DK, DM, DZ, EC, EE, EG, ES, FI, GB, GD, GE, GH, GM, HR, HU, ID, IL, IN, IS, JP, KE, KG, KP, KR, KZ, LC, LK, LR, LS, LT, LU, LV, MA, MD, MG, MK, MN, MW, MX, MZ, NA, NI, NO, NZ, OM, PG, PH, PL, PT, RO, RU, SC, SD, SE, SG, SK, SL, SY, TJ, TM, TN, TR, TT, TZ, UA, UG, US, UZ, VC, VN, YU, ZA, ZM, ZW.

(84) Designated States *(unless otherwise indicated, for every kind of regional protection available)*: ARIPO (BW, GH, GM, KE, LS, MW, MZ, SD, SL, SZ, TZ, UG, ZM, ZW), Eurasian (AM, AZ, BY, KG, KZ, MD, RU, TJ, TM), European (AT, BE, BG, CH, CY, CZ, DE, DK, EE, ES, FI, FR, GB, GR, HU, IE, IT, LU, MC, NL, PL, PT, RO, SE, SI, SK,

[Continued on next page]

(54) Title: INTERFACE NEGOTIATION

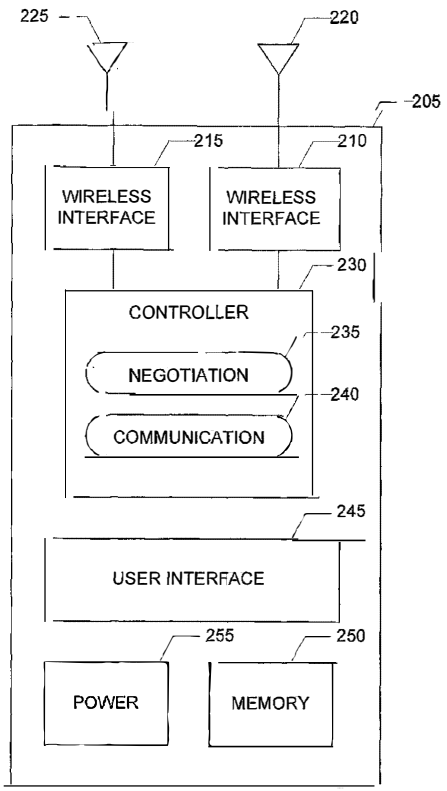

(57) Abstract: Methods and apparatus for interface negotiation using a device supporting multiple communication interfaces. In one implementation, a wireless device (205) includes: a wireless communication interface (210, 215) supporting communication across a wireless connection; and a controller (230) connected to said wireless interface supporting a negotiation service (235) and communication service (240); wherein said negotiation service (235) provides interface negotiation for using said wireless interface to negotiate with another device to select a communication interface for communication with said another device, and said communication service (240) provides control and management of communication with said another device across a connection established using said negotiation service.

WO 2005/107285 A1

Petitioner has added line numbering to all pages, romanettes to pages (i)-(ii) and numbering to pages 24-30. Otherwise, it leaves the original page numbering.

MICROSOFT CORP.
EXHIBIT 1006

TR), OAPI (BF, BJ, CF, CG, CI, CM, GA, GN, GQ, GW, ML, MR, NE, SN, TD, TG).

Published:
— *with international search report*

For two-letter codes and other abbreviations, refer to the "Guidance Notes on Codes and Abbreviations" appearing at the beginning of each regular issue of the PCT Gazette.

INTERFACE NEGOTIATION

BACKGROUND

Some wireless devices provide multiple interfaces for communication. For example, a wireless device may include a PAN interface (personal area network) and a wireless LAN interface (local area network), such as Bluetooth and Wi-Fi (e.g., IEEE 802.11.b). When a user of such a multiple interface device wants to communicate with a user of another device, the user typically manually determines what common interface is available, such as by directly talking with the second user. After determining the common interface, the users typically manually configure the devices to establish a connection for communication. To change or end the connection, the users again manually adjust the configuration of the devices. While the users have been able to establish communication, for some users the manual configuration and control may prove difficult.

SUMMARY

The present invention provides methods and apparatus for interface negotiation using a device supporting multiple communication interfaces. In one implementation, a wireless device includes: a wireless communication interface supporting communication across a wireless connection; and a controller connected to said wireless interface supporting a negotiation service and a communication service; wherein said negotiation service provides interface negotiation for using said wireless interface to negotiate with another

device to select a communication interface for communication with said another device, and said communication service provides control and management of communication with said another device across a connection established using said negotiation service.

In another implementation, a method of interface negotiation includes: searching for a second device using a default interface of a first device; establishing a negotiation connection between said first device and said second device using said default interface; negotiating to select a communication interface using said negotiation connection; establishing a communication connection using said selected interface; communicating between said first device and said second device using said communication connection; and closing said communication connection; wherein said default interface is a wireless interface.

BRIEF DESCRIPTION OF THE DRAWINGS

Figure 1 shows a representation of a network environment including a first wireless device and a second wireless device.

Figure 2 shows a block diagram of one implementation of a wireless device supporting interface negotiation.

Figure 3 shows a flowchart of one implementation of communicating between two wireless devices using interface negotiation.

Figure 4 shows a flowchart of one implementation of negotiating to select an interface for a communication connection.

Figure 5 shows a flowchart of one implementation of using a beacon signal for interface negotiation.

DETAILED DESCRIPTION

The present invention provides methods and apparatus for interface negotiation using a device supporting multiple communication interfaces. In one implementation, a wireless device includes two wireless interfaces: a low-speed interface and a high-speed interface. To communicate with a similar device, the first device opens a connection to the second device using the low-speed interface. The two devices negotiate how to continue communication, such as based on how much data is to be sent. If the devices determine to use the high-speed interface, the devices open a second connection using the high-speed interface and proceed to communicate across the second connection. When the communication is complete, the devices close the open connection(s).

Several illustrative examples of implementations are presented below. These examples are not exhaustive and additional examples and variations are also described later.

In one example, a PDA (a personal digital assistant, such as the CLIÉ™ by Sony Corporation) includes components to support communication using a PAN interface and a wireless LAN interface, such as Bluetooth or UWB (ultra wideband) and Wi-Fi. A laptop computer (such as a portable computer in the VAIO™ series by Sony Corporation) also includes components to support communication using Bluetooth and Wi-Fi. A user of the PDA wants to send a data file to a user of the laptop. Using the user interface of the PDA, the PDA user selects a "send file" operation and a file to send. In response, the PDA activates the Bluetooth components and the PDA searches for other devices available for communication using Bluetooth. The laptop user has previously activated the Bluetooth components of the laptop and so the PDA recognizes the laptop as an available device.

The PDA and laptop open a Bluetooth connection to negotiate further communication. The PDA confirms with the PDA user that the laptop is the intended recipient of the selected file. After receiving the confirmation to proceed, the PDA and laptop determine the available interface(s) of the other device through queries sent to the other device. In this case, the PDA and laptop find that each supports Wi-Fi communication. The devices then use the Bluetooth connection to negotiate how to send the file. The PDA recognizes that the size of the file would make it more appropriate to send the file to the laptop across a Wi-Fi connection (because of the improved bandwidth of the Wi-Fi connection compared to a Bluetooth connection) and so the PDA and laptop agree on setting up a Wi-Fi connection. In this example, the devices determine that an access point to the Internet or a LAN is not available and agree on the details of setting up an "ad hoc" wireless network (e.g., a service set identifier (SSID) and encryption settings) to open the Wi-Fi connection. The devices open the Wi-Fi connection and keep the Bluetooth connection open (e.g., as a control channel). Once the connection is open, the PDA sends the file to the laptop across the Wi-Fi connection. When the file transfer is complete, the devices use the Bluetooth connection to agree that the Wi-Fi connection is no longer needed and the devices close the Wi-Fi connection. The devices maintain the Bluetooth connection while it is available (e.g., subject to transmission range limitations).

In another example, a PDA includes components to support communication using Bluetooth and Wi-Fi. A user of the PDA activates the Bluetooth interface and brings the PDA into a store. The store has one or more wireless devices broadcasting information about the store and merchandise using Bluetooth. For example, one device broadcasts the business information of the store (e.g., address and

telephone information) and information needed to connect to a wireless LAN provided by wireless access points positioned in the store (e.g., an SSID). Another set of devices broadcasts information about particular products, such as price, availability, and a URL (uniform resource locator) for a network resource providing more information about the product. The PDA user walks up to a product of interest in the store and views on the PDA some basic information provided by the Bluetooth device corresponding to that product (e.g., where the Bluetooth device is attached to the product display). If the user wants more information on the product, the user can select a "more information" option in the displayed information. In response, the PDA uses the provided wireless LAN information to open a connection to the wireless LAN of the store and the URL provided by the product's Bluetooth device to access a network resource (e.g., an HTML page) across the LAN connection. The user can then access more information about the product through the Wi-Fi connection.

In another example, a digital camera includes components to support communication using Bluetooth and Wi-Fi. A laptop computer also includes components to support communication using Bluetooth and Wi-Fi. A user has activated the Bluetooth interfaces for the camera and the laptop. The user takes a picture using the camera, storing the digital image as a data file in the storage of the camera. The user selects a "store" operation for the camera indicating an image file and a storage location on the laptop (such as by using previously stored information about the laptop). The camera opens a Bluetooth connection to the laptop (or uses an already open connection). Using the Bluetooth connection, the camera and laptop negotiate a transfer of the image file from the camera to the laptop. In this example, the image file data size is large, so the

camera and laptop open a Wi-Fi connection and transfer the file. After the transfer is complete, the camera and the laptop close the Wi-Fi connection. The user then adds a title to the image using the camera user interface and selects an "update" operation, indicating the image file stored on the laptop. The camera and laptop negotiate a transfer of the title information from the camera to the laptop. The data size of the title information is small, so the camera and laptop use the open Bluetooth connection to transfer the title information. The devices maintain the Bluetooth connection while it is available.

Figure 1 shows a representation of a network environment 100 including a first wireless device 105 and a second wireless device 110. The first wireless device 105 includes two wireless interfaces: a short-range wireless interface 115 and a medium-range wireless interface 120. The second wireless device 110 includes a wired interface 125, a short-range wireless interface 130, and a medium-range wireless interface 135. In one implementation, the short-range wireless interfaces 115 and 130 are personal area network interfaces, such as Bluetooth, and the medium-range wireless interfaces 120 and 135 are local area network interfaces, such as Wi-Fi. In one implementation, the wired interface 125 is a network cable interface, such as an RJ-45 connection supporting an Ethernet interface. In other implementations, a wireless device can include more, less, or different interfaces then those shown in Figure 1.

In the network environment 100 shown in Figure 1, the wireless devices 105 and 110 can establish connections for direct communication using the short-range wireless interfaces 115 and 130 or the medium-range wireless interfaces 120 and 135. The wireless devices 105 and 110 can also establish connections for indirect communication

through a network 140 using the medium-range wireless interface 120 of the first wireless device 105 and either the medium-range wireless interface 135 or the wired interface 125 of the second wireless device 110. As described below, the wireless devices 105 and 110 can use the short-range wireless interfaces 115 and 130 to initially establish communication and negotiate how to proceed with further communication. For example, the wireless devices 105 and 110 may agree to use a connection through the network 140, where the first wireless device 105 establishes a connection to the network 140 using the medium-range wireless interface 120 to connect to a wireless access point of the network 140 and the second wireless device 110 establishes a connection to the network 140 through the wired interface 125.

Figure 2 shows a block diagram of one implementation of a wireless device 205 supporting interface negotiation. The wireless device 205 can be implemented in various forms, such as a PDA, a cellular or PCS mobile phone, a laptop computer, or some other portable or fixed system. The wireless device 205 includes a first wireless interface 210 and a second wireless interface 215. The two wireless interfaces 210 and 215 are different in one or more ways, such as being short-range and medium-range, high-power and low-power, high-cost and low-cost (e.g., an interface cost and/or a usage cost), high-bandwidth and low-bandwidth, or high-speed and low-speed, etc. For example, the first wireless interface 210: is a short-range, low-power, low-bandwidth interface (e.g., Bluetooth) and the second wireless interface 215 is a medium-range, high-power, high-bandwidth interface (e.g., Wi-Fi). The wireless interfaces 210 and 215 are connected to respective antennas 220 and 225. In one implementation, two or more wireless interfaces

share an internal or external antenna. Each wireless interface operates with its antenna to support wireless connections according to the wireless technology of the interface, such as in a typical wireless interface of the same type. In other implementations, the wireless device can include different types or numbers of wireless or wired interfaces. Examples of interfaces include, but are not limited to: Wi-Fi (IEEE 802.11 family interfaces), WiMAX, Bluetooth, ultra wide band (UWB), cellular or PCS telephony or data interfaces, non-radio-based wireless interfaces (e.g. infrared), local area or wide area wired interfaces (e.g., coaxial or network cable connections or ISDN connections).

The wireless device 205 includes a controller 230 connected to each of the wireless interfaces 210 and 215. The controller 230 controls the operation of the wireless device 205 and its components. The controller 230 provides a negotiation service 235 and a communication service 240 (represented in Figure 2 by rounded boxes inside of the controller 230). The negotiation service 235 controls the selection of interfaces for communication and the negotiation with another wireless device to determine available interfaces and agree upon an interface, as described below. The communication service 240 controls the communication and interaction across a selected interface. The negotiation service 235 and communication service 240 are implemented as software components of the controller 230. Alternatively, these service can be implemented as separate components or hardware components of the wireless device.

The wireless device 205 also includes a user interface 245, memory 250, and a power source 255. The user interface 245 (e.g., a display and input buttons) supports user interactions with the wireless device 205. The memory 250

(e.g., RAM and ROM memory or removable memory) provides storage for the components of the wireless device 205. The power source 255 (e.g., a battery or external power connection) provides power to components of a wireless device 205. The interconnections among the user interface 245, memory 250 and power source 255 and other components of the wireless device 205 are not shown in Figure 2 for clarity.

Figure 3 shows a flowchart 300 of one implementation of communicating between two wireless devices using interface negotiation. Initially, a wireless device having at least two wireless interfaces is within range of a second wireless device having at least one wireless interface compatible with an interface of the first device. The first device and the second device both have at least one compatible wireless interface active.

The first device finds the second device using a default interface, block 305. One of the wireless interfaces of the first device is a default interface. The first device uses the default interface for initially searching for and establishing connections with other devices for interface negotiation. In one implementation, the default interface is a low-power or inexpensive interface, such as Bluetooth. If the first device does not find the second device, the first device continues to search for the second device by periodically polling the area using the default interface. In one implementation, if the first device does not find the second device (or any other device) using the default interface, the first device searches for the second device using each of the remaining interfaces until another device is found. In this case, while no other device is found the first device continues to cycle through the available interfaces. In one implementation, the first

device searches for a particular device using a particular interface according to a request input by a user of the wireless device. In another implementation, the first device periodically polls the local area using the default interface for available and compatible devices. For example, a device periodically sends out a beacon signal using a Bluetooth interface to find nearby and available Bluetooth-compatible devices and maintains a list of available devices.

Having found the second device, the first device establishes a negotiation connection with the second device using the default interface, block 310. The two devices use the negotiation connection to investigate information and capabilities of the other device. The two devices can also use the negotiation connection as a control channel while other connections are opened.

The two devices use the negotiation connection to negotiate to select an interface for further communication, block 315. One implementation of negotiating to select an interface is described below referring to Figure 4.

After selecting an interface, the first device establishes a communication connection with the second device using the selected interface, block 320. In the course of the negotiation, the two devices have agreed upon a compatible and available interface and operation mode for communication. The two devices establish the communication connection according to that agreement.

Once the communication connection has been established, the two devices proceed to communicate across the open communication connection, block 325. The communication across the communication connection proceeds according to the operation of the selected interface and agreed upon communication. If the negotiation connection is still open, the two devices can also exchange information across the

negotiation connection while the communication connection is open. For example, the two devices can use the negotiation connection to adjust the operation of the communication connection.

When the two devices have completed the communication, the first device closes the communication connection, block 330. The two devices can agree across the communication connection that communication has completed or according to conditions agreed upon during negotiation. In one implementation, the two devices keep the negotiation connection open during communication across the communication connection and use information on the negotiation connection to determine when to close the communication connection.

In one implementation, the wireless device performs the management, selection, and negotiation of connections and interfaces automatically on behalf of the user. As a result, the user does not need to attempt to select or configure connections for communication. For example, in one implementation, a wireless device periodically polls local area for available devices and maintains an updated list of located devices. When a user requests a communication operation (e.g., requesting a file transfer), the wireless device confirms a target device (e.g., by presenting a list of available devices to the user through the user interface) and begins communication with that device. The wireless device opens a negotiation connection, negotiates to establish a communication connection and opens the communication connection automatically (e.g., as described referring to Figure 3 and Figure 4). Once the communication connection has been established, the wireless device presents a confirmation to the user indicating that communication is open. If the type of communication request by the user requires further user action, the user provides

the needed information to the wireless device and communication proceeds. If additional information from the user is not necessary, the wireless device proceeds with the communication. When communication is complete, the wireless device closes the communication connection and presents a confirmation of the completion to the user. In other implementations, different levels of user interaction can be provided or the level user interaction can be customized, such as through preferences set by the user.

Figure 4 shows a flowchart 400 of one implementation of negotiating to select an interface for a communication connection. Initially, two wireless devices have established a negotiation connection using a first wireless interface, such as in block 310 of Figure 3.

The two devices determine the available interfaces, block 405. The first device sends a request to the second device for a list of available interfaces, and the second device sends a similar request to the first device. Each device maintains a list of its own available interfaces. In response to the request, the second device provides a list of the interfaces for the second device to the first device, and the first device sends a similar list to the second device.

The devices determine compatible interfaces, block 410. The first device compares the received list of the second device's available interfaces and the list of the first device's available interfaces. The first device determines which interfaces are available for both the first device and second device. These commonly available interfaces are compatible interfaces. In addition, interfaces that are different but compatible are also considered to be compatible interfaces (e.g., an interface supporting in IEEE 802.11b is compatible with an interface supporting IEEE

802.11g). The second device performs a similar determination.

The devices select a compatible interface using one more communication criteria, block 415. In one implementation, the devices use a proposal and counterproposal negotiation. The first device selects one of the compatible interfaces using communication criteria and sends a proposal to the second device. Using its own communication criteria, the second device agrees to the proposed interface or provides a counterproposal to the first device. This negotiation continues until the two devices agree upon a compatible interface or agree to end the communication. The devices may agree to use the open negotiation connection and that interface as a communication connection. Examples of communication criteria include, but are not limited to: signal strength, speed, bandwidth, data rate, power consumption, power availability, data size requirements, quality of service requirements, cost, user preferences, device manufacturer preferences, service provider preferences, licensing conditions, and advertising agreements.

After agreeing upon a compatible interface, the devices select a communication mode for the selected interface, block 420. In one implementation, the two devices use a similar process of proposal and counterproposal to agree upon a communication mode according to their communication criteria, which may be different for this aspect of the negotiation than for selecting a compatible interface. Examples of communication modes include, but are not limited to: direct communication between devices (e.g., in an ad hoc network), indirect communication (e.g., using a server or network device such as a wireless access point), a particular type of encoding, or a particular type of encryption.

In one implementation, the interface negotiation is prompted through a signal received by a wireless device. The signal provides information for establishing a connection for further communication. For example, a beacon source regularly broadcasts a beacon signal compatible with the default interface of a wireless device, so that when a wireless device comes within range of the beacon source the wireless device can receive the beacon signal and proceed with communication.

Figure 5 shows a flowchart 500 of one implementation of using a beacon signal for interface negotiation. Initially, a beacon source is positioned in a fixed location and has a wireless beacon interface. A wireless device having a wireless interface compatible with the beacon interface is within range of the beacon source. The compatible interface of the wireless device is the default interface of the wireless device.

The beacon source broadcasts a beacon signal using the wireless beacon interface, block 505. In one implementation, the beacon source uses a short-range wireless interface for broadcasting the beacon signal, such as Bluetooth. The beacon signal includes information indicating a resource and connection information for accessing that resource. The connection information indicates a target device, a target interface, and details on how to set up a connection (e.g., an SSID or URL) to the target device through the target interface. The target device can be different from the beacon source. The beacon signal can also include information for multiple resources or connections. For example, one beacon signal indicates that a particular data file can be accessed through a URL and that a Wi-Fi connection is available in the current physical location as well.

The wireless device receives the beacon signal using the default interface of the wireless device, block 510. The wireless device determines the target device and the interface from the beacon signal, block 515. The wireless device presents information from the beacon signal to a user and whether the target interface is currently available. The user can select to open a connection according to the beacon signal. If the user requests to open a connection to the target device, the wireless device establishes a connection to the target device through the target interface, block 520. The wireless device uses the information from the beacon signal to establish the connection to the target device. In one implementation, the connection opened to the target device is a negotiation connection for further interface negotiation as described above.

In an alternative implementation, the beacon signal is supplied upon request or is accessed by the wireless device. For example, when a compatible wireless device enters the range of a beacon source, the device informs the beacon source of the device's presence and the beacon source sends the beacon signal to the wireless device. In another example, the beacon signal is provided as information readable through an infrared interface and a compatible device can read the beacon information as needed.

The various implementations of the invention are realized in electronic hardware, computer software, or combinations of these technologies. Some implementations include one or more computer programs executed by a programmable processor or computer. For example, referring to Figure 2, in one implementation, the wireless device 205 includes one or more programmable processors. In general, each computer includes one or more processors, one or more

data-storage components (e.g., volatile or non-volatile memory modules and persistent optical and magnetic storage devices, such as hard and floppy disk drives, CD-ROM drives, and magnetic tape drives), one or more input devices (e.g., mice and keyboards), and one or more output devices (e.g., display consoles and printers).

The computer programs include executable code that is usually stored in a persistent storage medium and then copied into memory at run-time. The processor executes the code by retrieving program instructions from memory in a prescribed order. When executing the program code, the computer receives data from the input and/or storage devices, performs operations on the data, and then delivers the resulting data to the output and/or storage devices.

Various illustrative implementations of the present invention have been described. However, one of ordinary skill in the art will see that additional implementations are also possible and within the scope of the present invention. For example, while the above description focuses on implementations using portable consumer electronic devices, fixed (e.g., in public spaces) or embedded systems (e.g., in transportation systems) can also be used. In addition, rather than radio-based interfaces, other communication interfaces can also be used, such as light, magnetic, or electrical. Accordingly, the present invention is not limited to only those implementations described above.

What is claimed is:

1. A wireless device, comprising:
   a wireless communication interface supporting communication across a wireless connection; and
   a controller connected to said wireless interface supporting a negotiation service and a communication service;
   wherein said negotiation service provides interface negotiation for using said wireless interface to negotiate with another device to select a communication interface for communication with said another device, and
   said communication service provides control and management of communication with said another device across a connection established using said negotiation service.

2. The wireless device of claim 1, wherein:
   said wireless interface support Bluetooth.

3. The wireless device of claim 1, further comprising:
   a second communication interface.

4. The wireless device of claim 3, wherein:
   said second communication interface supports Wi-Fi.

5. The wireless device of claim 3, wherein:
   each of said wireless interface and said second communication interface support respective types of wireless communication.

6. The wireless device of claim 5, further comprising:
a third communication interface supporting a wired connection.

7. The wireless device of claim 3, wherein:
said second communication interface provides a higher data rate than said wireless interface.

8. The wireless device of claim 3, wherein:
said second communication interface uses more power than said wireless interface.

9. The wireless device of claim 3, wherein:
a first connection opened using said negotiation service and said wireless interface is kept open while a second connection opened using said communication service and said second communication interface is open.

10. The wireless device of claim 1, wherein:
said negotiation service provides interface negotiation automatically.

11. The wireless device of claim 10, wherein:
said negotiation service provides interface negotiation in response to a request by a user.

12. The wireless device of claim 10, wherein:
said negotiation service selects a communication interface without user input.

13. The wireless device of claim 10, wherein:
said negotiation service selects a communication interface using settings previously provided by a user.

14. The wireless device of claim 1, wherein:
said wireless interface supports a direct connection to said another device.

15. The wireless device of claim 14, wherein:
said direct connection is a newly established ad hoc network established with said another device.

16. The wireless device of claim 1, wherein:
said wireless interface supports an indirect connection to said another device using a network.

17. The wireless device of claim 1, wherein:
said wireless interface supports receiving a beacon signal from a beacon source, and
said negotiation service uses said beacon signal to open communication.

18. The wireless device of claim 17, wherein:
said beacon signal indicates said another device as a target device and a target interface, and
said another device is different from said beacon source.

19. A method of interface negotiation, comprising:
searching for a second device using a default interface of a first device;
establishing a negotiation connection between said first device and said second device using said default interface;

negotiating to select a communication interface using said negotiation connection;
establishing a communication connection using said selected interface;
communicating between said first device and said second device using said communication connection; and
closing said communication connection;
wherein said default interface is a wireless interface.

20. The method of claim 19, further comprising:
searching for said second device using a secondary interface.

21. The method of claim 19, wherein:
said negotiation connection is open while said communication connection is open.

22. The method of claim 19, wherein negotiating to select a communication interface includes:
determining one or more available interfaces;
determining one or more compatible interfaces from among said one or more available interfaces; and
selecting one of said one or more compatible interfaces as said communication interface using one or more communication criteria.

23. The method of claim 22, wherein:
said communication criteria include data rate and power use.

24. The method of claim 22, wherein negotiating to select a communication interface also includes:
selecting a communication mode.

25. The method of claim 24, wherein:
said communication mode indicates whether to use a direct connection between said first device and said second device or an indirect connection between said first device and said second device for said communication connection.

26. The method of claim 24, wherein:
said communication mode indicates a type of encryption to use for said communication connection.

27. The method of claim 19, further comprising:
receiving a beacon signal from a beacon source at said first device; and
determining a target device and a target interface using said beacon signal;
wherein said target device is said second device and said target interface is said default interface.

28. The method of claim 27, wherein:
said target device is different from said beacon source.

29. A system for interface negotiation, comprising:
means for searching for a second device using a default interface of a first device;
means for establishing a negotiation connection between said first device and said second device using said default interface;
means for negotiating to select a communication interface using said negotiation connection;
means for establishing a communication connection using said selected interface;

means for communicating between said first device and said second device using said communication connection; and

means for closing said communication connection;

wherein said default interface is a wireless interface.

30. The system of claim 29, further comprising:

means for determining one or more available interfaces;

means for determining one or more compatible interfaces from among said one or more available interfaces; and

means for selecting one of said one or more compatible interfaces as said communication interface using one or more communication criteria.

31. The system of claim 30, further comprising:

means for selecting a communication mode.

32. The system of claim 29, further comprising:

means for receiving a beacon signal from a beacon source at said first device; and

means for determining a target device and a target interface using said beacon signal;

wherein said target device is said second device and said target interface is said default interface.

33. A computer program, stored on a tangible storage medium, for use in interface negotiation, the program comprising executable instructions that cause a computer to:

search for a second device using a default interface of a first device;

establish a negotiation connection between said first device and said second device using said default interface;

negotiate to select a communication interface using said negotiation connection;

establish a communication connection using said selected interface;

communicate between said first device and said second device using said communication connection; and

close said communication connection;

wherein said default interface is a wireless interface.

100

FIG. 1

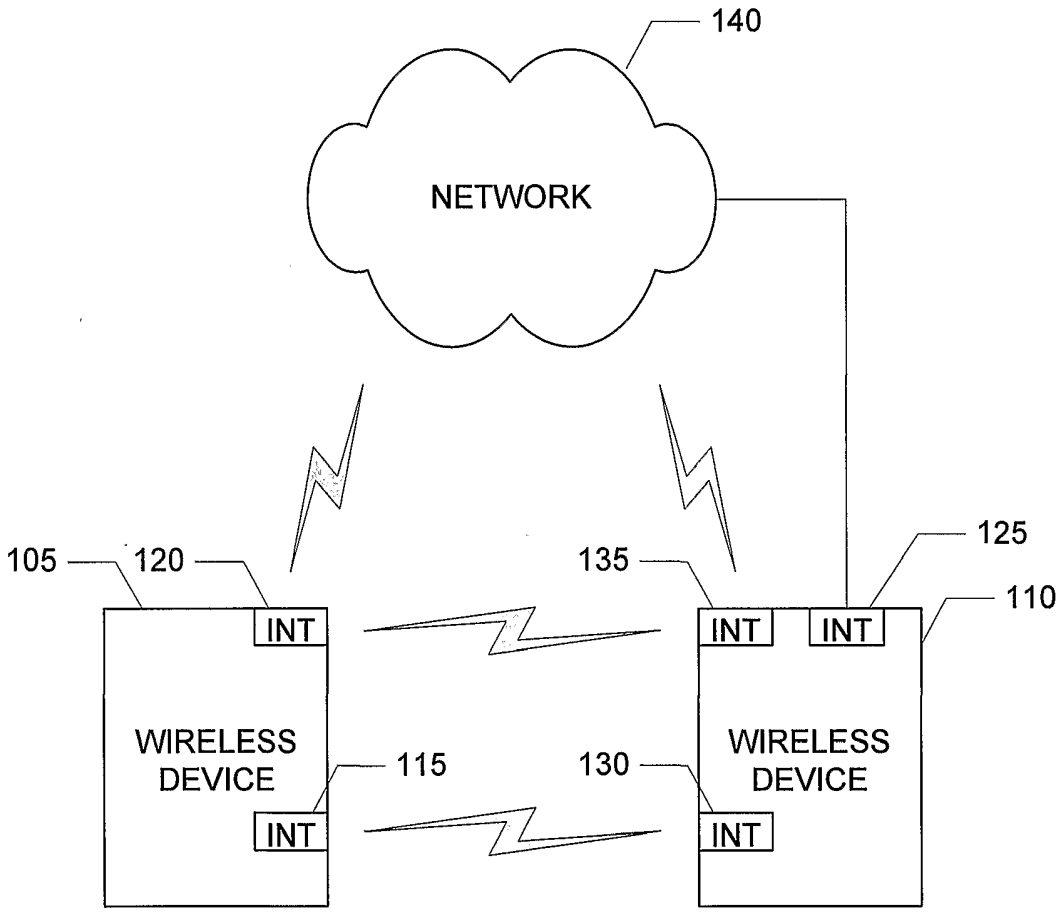
140
NETWORK
105
120
135
125
110
INT
INT
INT
INT
WIRELESS DEVICE
115
130
WIRELESS DEVICE
INT
INT

FIG. 2

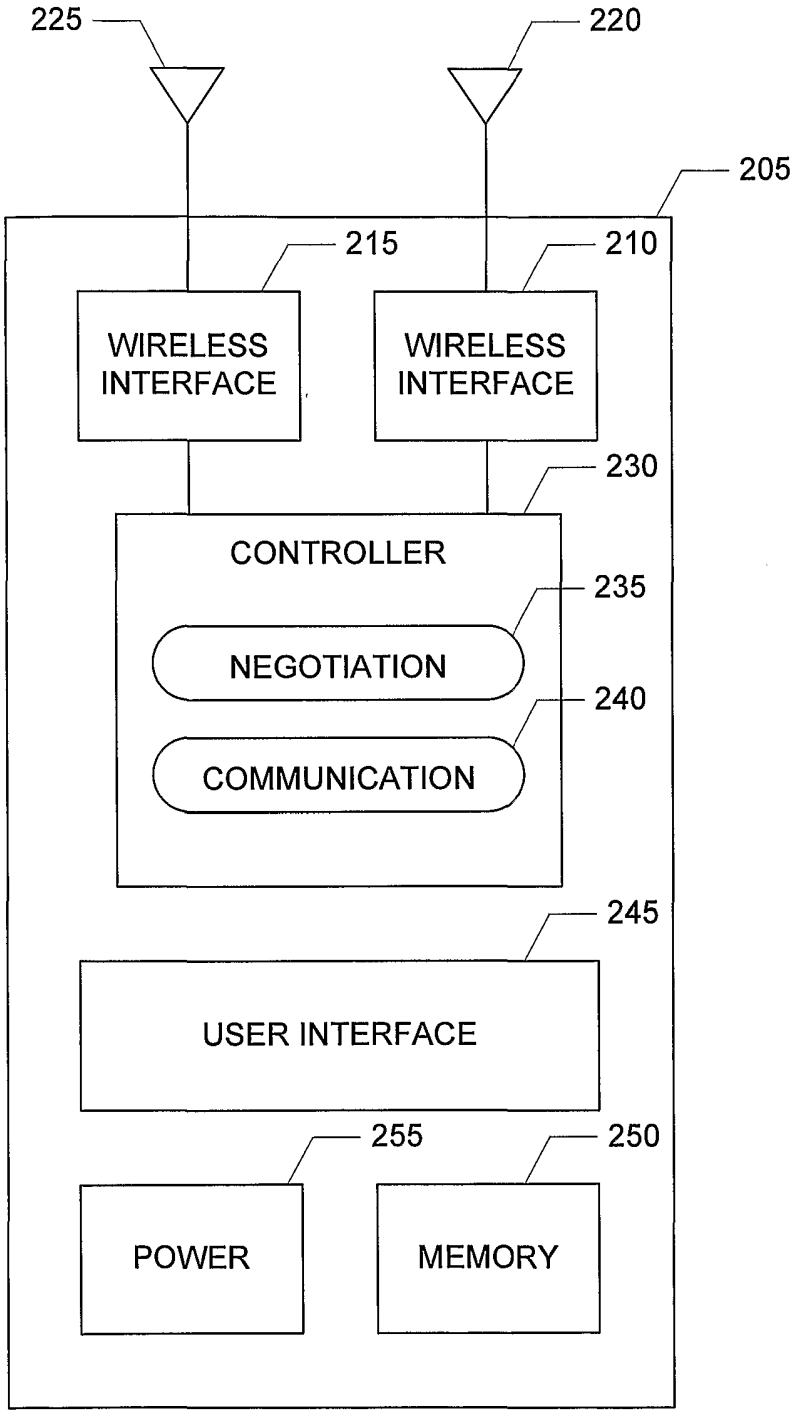
225
220
205
215
210
WIRELESS INTERFACE
WIRELESS INTERFACE
230
CONTROLLER
235
NEGOTIATION
240
COMMUNICATION
245
USER INTERFACE
255
250
POWER
MEMORY

FIG. 3

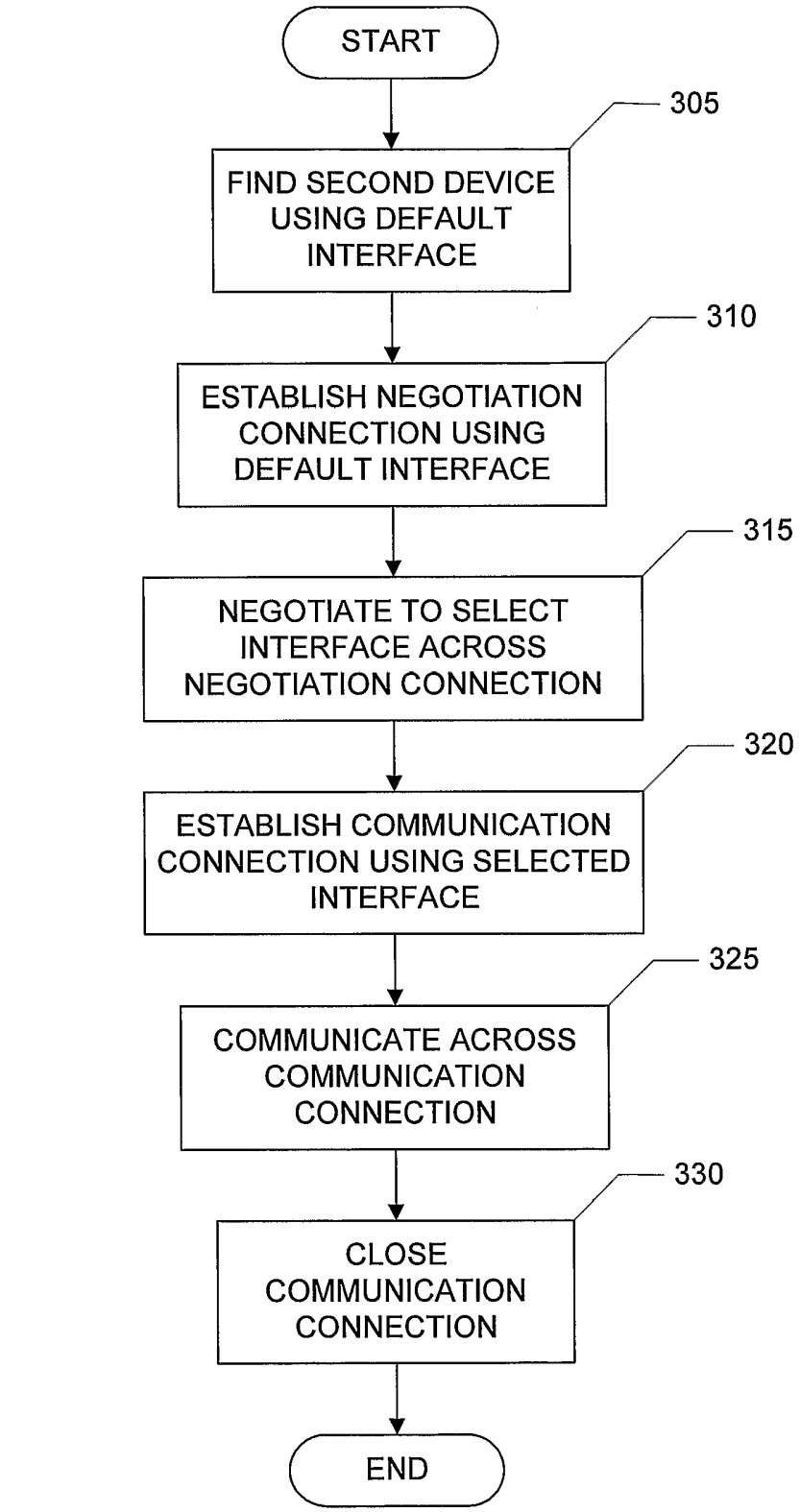
300
START
305
FIND SECOND DEVICE USING DEFAULT INTERFACE
310
ESTABLISH NEGOTIATION CONNECTION USING DEFAULT INTERFACE
315
NEGOTIATE TO SELECT INTERFACE ACROSS NEGOTIATION CONNECTION
320
ESTABLISH COMMUNICATION CONNECTION USING SELECTED INTERFACE
325
COMMUNICATE ACROSS COMMUNICATION CONNECTION
330
CLOSE COMMUNICATION CONNECTION
END

400

FIG. 4

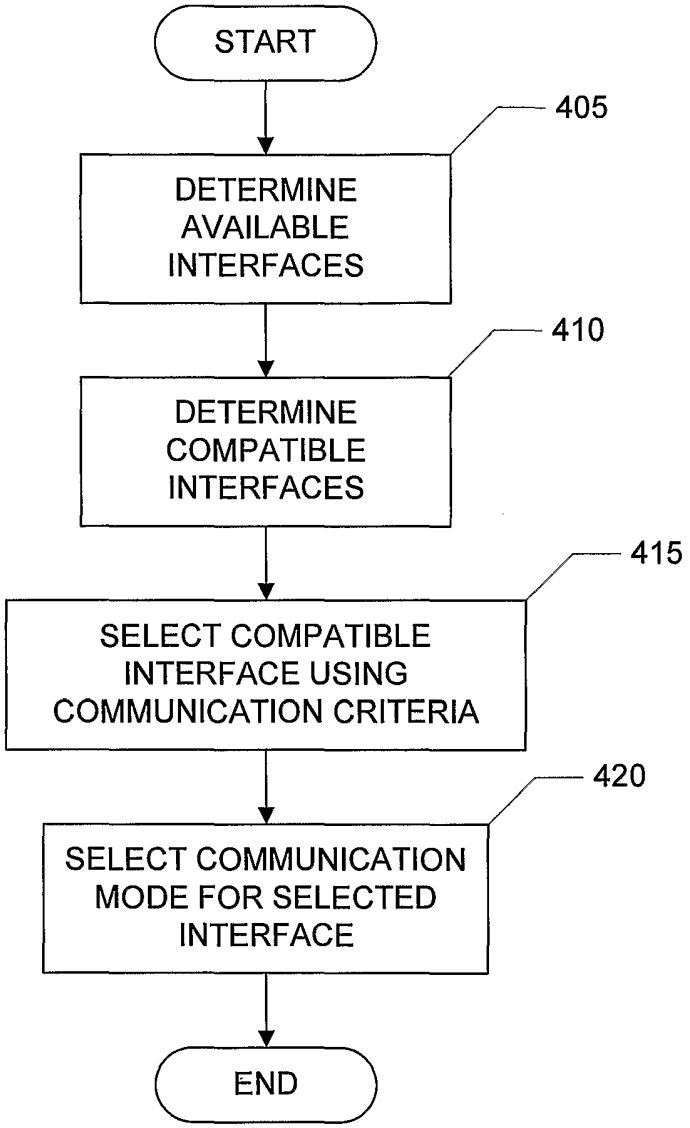
START
405
DETERMINE AVAILABLE INTERFACES
410
DETERMINE COMPATIBLE INTERFACES
415
SELECT COMPATIBLE INTERFACE USING COMMUNICATION CRITERIA
420
SELECT COMMUNICATION MODE FOR SELECTED INTERFACE
END

500

FIG. 5

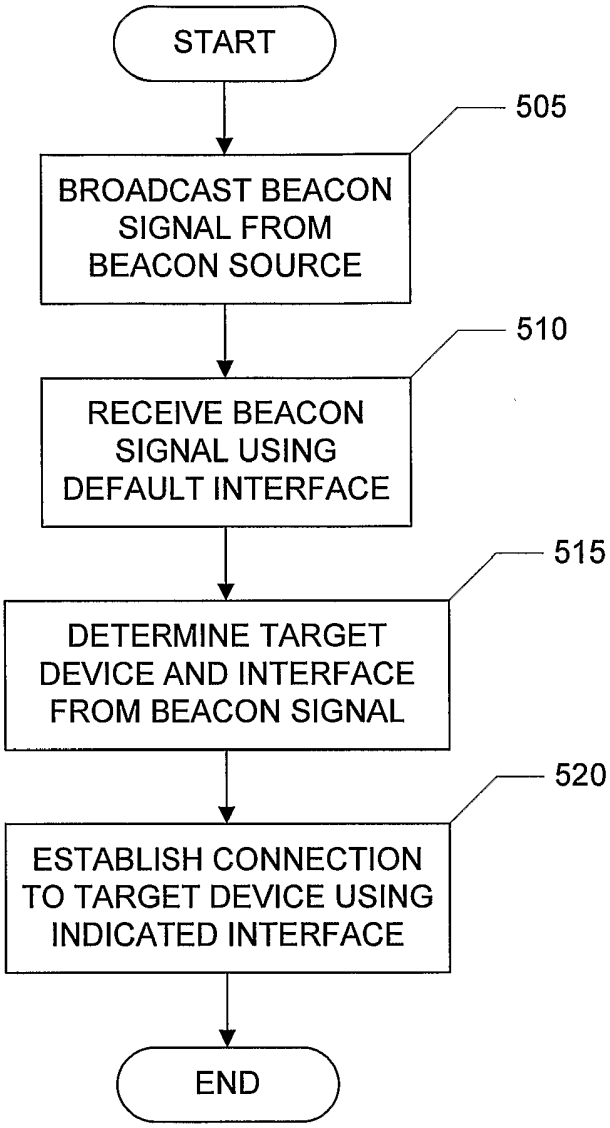
START
505
BROADCAST BEACON SIGNAL FROM BEACON SOURCE
510
RECEIVE BEACON SIGNAL USING DEFAULT INTERFACE
515
DETERMINE TARGET DEVICE AND INTERFACE FROM BEACON SIGNAL
520
ESTABLISH CONNECTION TO TARGET DEVICE USING INDICATED INTERFACE
END

INTERNATIONAL SEARCH REPORT

International application No.
PCT/US04/09940

A. CLASSIFICATION OF SUBJECT MATTER

IPC(7) : H04Q 7/20, 7/38
US CL : 370/465, 466, 467

According to International Patent Classification (IPC) or to both national classification and IPC

B. FIELDS SEARCHED

Minimum documentation searched (classification system followed by classification symbols)
U.S. : 370/465, 466, 467

Documentation searched other than minimum documentation to the extent that such documents are included in the fields searched

Electronic data base consulted during the international search (name of data base and, where practicable, search terms used)
Please See Continuation Sheet

C. DOCUMENTS CONSIDERED TO BE RELEVANT

Category *	Citation of document, with indication, where appropriate, of the relevant passages	Relevant to claim No.
X	US 2004/0023652 A1 (SHAH et al) 05 February 2004 (05.02.2004), Figure 2 and paragraphs 0057-0063.	1-33

☐ Further documents are listed in the continuation of Box C. ☐ See patent family annex.

* Special categories of cited documents:

"A" document defining the general state of the art which is not considered to be of particular relevance

"E" earlier application or patent published on or after the international filing date

"L" document which may throw doubts on priority claim(s) or which is cited to establish the publication date of another citation or other special reason (as specified)

"O" document referring to an oral disclosure, use, exhibition or other means

"P" document published prior to the international filing date but later than the priority date claimed

"T" later document published after the international filing date or priority date and not in conflict with the application but cited to understand the principle or theory underlying the invention

"X" document of particular relevance; the claimed invention cannot be considered novel or cannot be considered to involve an inventive step when the document is taken alone

"Y" document of particular relevance; the claimed invention cannot be considered to involve an inventive step when the document is combined with one or more other such documents, such combination being obvious to a person skilled in the art

"&" document member of the same patent family

Date of the actual completion of the international search	Date of mailing of the international search report
07 September 2004 (07.09.2004)	12 OCT 2004
Name and mailing address of the ISA/US Mail Stop PCT, Attn: ISA/US Commissioner for Patents P.O. Box 1450 Alexandria, Virginia 22313-1450 Facsimile No. (703) 305-3230	Authorized officer Melvin Marcelo Telephone No. 571-272-2600

Form PCT/ISA/210 (second sheet) (July 1998)

Continuation of B. FIELDS SEARCHED Item 3:
EAST
search terms: wireless, mobile, bluetooth, wi-fi