notifications and alerts appears on your screen.

You can quickly toggle Focus Assist on or off from a quick action button in the Action Center. Or, to set up your rules with Focus Assist, just go to display settings > Focus Assist to pick which scenarios will automatically turn on this feature.

Microsoft Edge

We're also helping you focus on the web with updates to Microsoft Edge, from muting tabs to auto-filling cards on web forms. Here's a look at what's new in Microsoft Edge with this update.

- **Mute-a-tab.** Simply click the audio icon or right-click the tab to mute and unmute the tab that is playing sound.
- **Autofill cards on web forms.** Use Microsoft Edge to securely save your address, credit card, and other information on top retail sites so that you have the option of autofill on web payment forms.[5]
- **Clutter-free printing.** Print web pages from Microsoft Edge without pop-ups and other unnecessary clutter. Enable the "Clutter-free printing" option in the print dialog and print only the content you want.[6]
- **Full-screen reading experience.** Take Books, PDFs, and Reading view pages full-screen, for a distraction-free reading experience. To enable full-screen reading, you can click on the double-arrow icon on the reading bar, or in the more menu or hit F11 on your keyboard.
- **More EPUB book options.** Save EPUB books you've downloaded for free or bought at Microsoft Store, add bookmarks and manage them all at the Books tab on the Microsoft Edge hub. You'll also find suggestions there, based on your reading habits, for new EPUB books, that you can find in Microsoft Store with one click.
- **Grammar tools.** Microsoft Edge has added Grammar tools support in reading mode for web pages and books to help improve reading comprehension to create a more inclusive reading experience.
- **Fluent Design.** Microsoft Edge now supports an updated Dark theme and much better contrast with all colors, text, and icons.
- **Microsoft Edge on your phone and tablet.** Get Microsoft Edge on

Make the most of your time with the new Windows 10 update
Read more

Make the most of your time with the new Windows 10 update
Read more

Make the most of your time with the new Windows 10 update
Read more

Microsoft Edge on your phone and tablet. Get Microsoft Edge on your Android phone, tablet, iPhone, or iPad. Just go to the apps store on your device and download Microsoft Edge for free. Then use Microsoft Edge on your phone or tablet to read EPUB books you've saved, currently a preview feature. Or start reading a webpage on phone or tablet, send the page to your PC, and pick up reading right where you left off.[7]

Windows Ink

Tap to ink and ink acceleration are new with this update. Here's how they work:

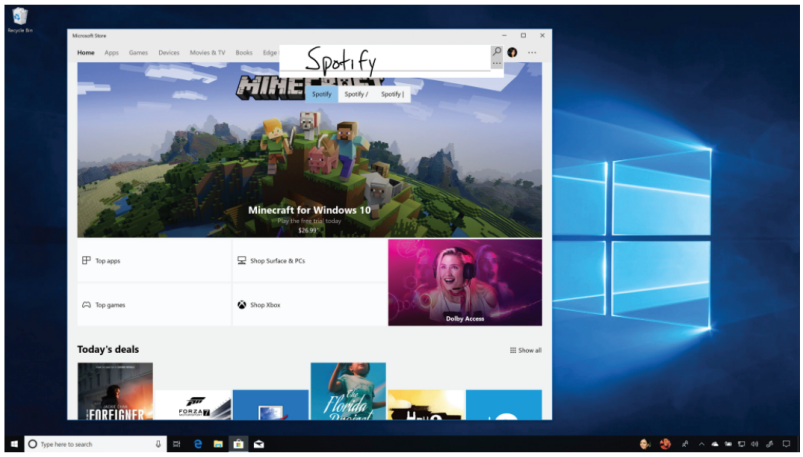

- **Tap to ink.** Now you can choose to ink instead of type. Use your digital pen to write directly in text fields for a more natural experience. Just tap a space, like a search box, and it expands to give you a comfortable area in which to write. You can even edit what you've written with simple, intuitive gestures. Go to **Settings** > **Devices** > **Pen & Windows Ink** > select, "**Write directly into text field**", then tap on a new text field to try the experience.[8]
- **Ink acceleration**. Designed to reduce the delay and improve latency of your digital pen by up to 30-50%. With virtually no latency, using a pen is almost like drawing on paper. This is the fastest Windows Ink yet.[9]

Windows Mixed Reality



Make the most of your time with the new Windows 10 update
Read more

Make the most of your time with the new Windows 10 update
Read more

Make the most of your time with the new Windows 10 update
Read more

In this update, we're pleased to share that Windows Mixed Reality for Steam®VR is coming out of "early access," and we have further improved our integration with haptic motion controller feedback. It's also now easier to take photos of your mixed reality experiences (hold the Windows button and tap the trigger). Plus, it's simpler to personalize and manipulate content inside of Cliff House or Skyloft. What's Skyloft? A brand new virtual place for you to make your own and expand your mixed reality experience in addition to the Cliff House. Visit **this link to learn more about Windows Mixed Reality**.[10]

Windows Hello

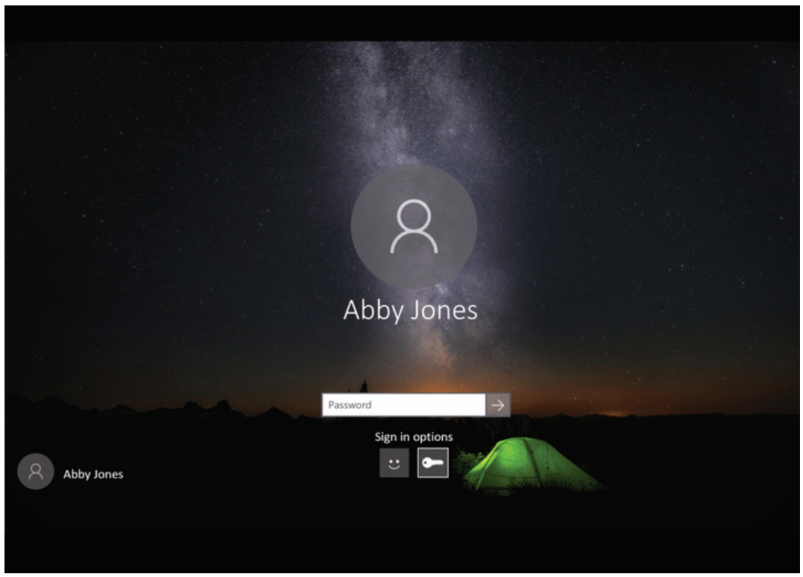

We've made it easier for Microsoft account users to set up Windows Hello on their compatible devices for faster and more secure sign-in. Previously, you had to navigate deep into Settings to find Windows Hello. Now, you can set up Windows Hello Face, Fingerprint or PIN straight from your lock screen by clicking the Windows Hello tile under Sign-in options.

Microsoft Photos

Here's what's new in the Microsoft Photos app:

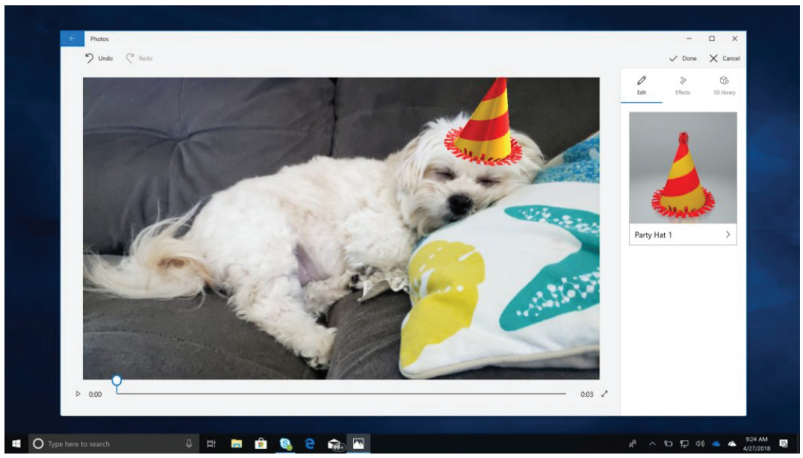

Make the most of your time with the new Windows 10 update
Read more

Make the most of your time with the new Windows 10 update
Read more

Make the most of your time with the new Windows 10 update
Read more

Make the most of your time with the new Windows 10 update

InterDigital Exhibit 2055, p. 172
Microsoft v. InterDigital
IPR2024-00306

- **Add 3D to your creation.** Using the Photos built-in video editor, you can now add 3D effects right into your photo or video. Need some inspiration? The built-in 3D Library lets you choose a 3D model from one of your favorite artists in the Remix 3D community to add a whole new dimension to your creation.
- **Search and find more quickly.** The Photos app automatically groups pictures of people to help you organize your photos and videos and find exactly what you're looking for more quickly. It even helps you combine multiple photos of the same person by merging them into one contact.

3D in Windows 10



- **Animations in Mixed Reality Viewer.** Record a video with animated 3D objects. Capture a flying saucer hovering over your friend's shoulder or a dinosaur lurking around the corner. It's easy. Just click the Remix 3D button to find animated objects you can drop into your video. Or from the bottom right of the app, you can find one click animations to make static 3D objects come to life.

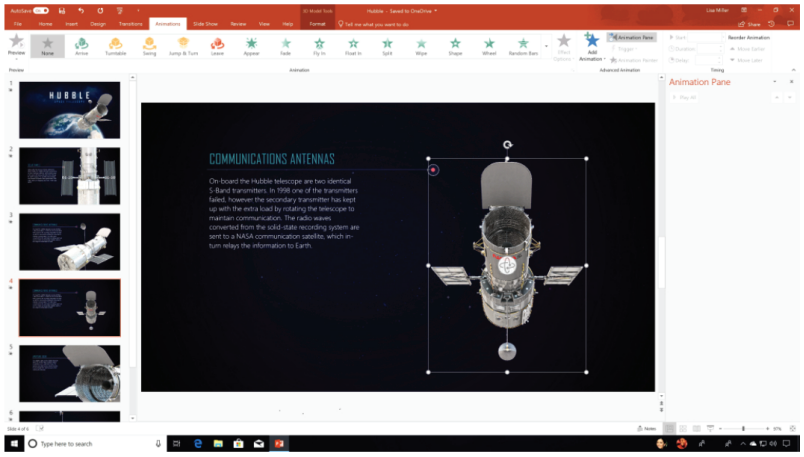

- **3D Animations in PowerPoint.** With your Office 365 subscription, you can add 3D animation to static 3D models you've added to your PowerPoint. Just click on Animations and choose from an auto-rotating Turntable to Jump & Turn to give movement to your 3D models.
- **Edit your snips directly in Paint 3D.** With the new "edit in Paint 3D" button built into the Snipping Tool, you can take your snip to

Read more

Make the most of your time with the new Windows 10 update
Read more

Make the most of your time with the new Windows 10 update
Read more

Make the most of your time with the new Windows 10 update
Read more

InterDigital Exhibit 2055, p. 173
Microsoft v. InterDigital
IPR2024-00306

the next level via Paint 3D. Move (or remove) objects with Magic select, augment and annotate with realistic brushes, bring in 3D objects from Remix 3D, and more.

Cortana

Turn up the heat and the beat. Cortana now lets you manage your smart home and play your favorite music and playlists on Spotify from your PC using just your voice.[11] Cortana has expanded home automation skills, making it even easier for you to control your smart home devices while you're on the go. For example, want to come home to a warm house from a long day at work? Just tap Cortana on your PC and say "Hey Cortana, set the living room thermostat to 72 degrees" to control your **ecobee3**, **ecobee3 lite**, **ecobee4**, **Honeywell Lyric**, **Honeywell Total Connect Comfort**, **Nest Learning Thermostat**, **Nest Thermostat E** and more. To set up your connected home with Cortana, open Cortana on Windows 10 or go to the Cortana app on your phone, click the Notebook icon, then click Connected Home. From there, you can connect your favorite smart home accounts and control your devices from anywhere you use Cortana.[12]

With Spotify now available with Cortana on PC, you can use the power of your voice to play your favorite music. For example, if you want to kick back and relax after a long day of work, simply tap on the microphone icon on your Windows 10 taskbar or say "Hey Cortana" then say "Play some chill music on Spotify" and she's on it. To get started, simply try saying "Hey Cortana, play some chill music on Spotify" and Cortana will guide you through linking your Spotify account to Cortana. Or, open Cortana on Windows 10, click the Notebook icon, then click Music and link your favorite provider, like Spotify, TuneIn or iHeartRadio.

PC Gaming



Make the most of your time with the new Windows 10 update
Read more

Make the most of your time with the new Windows 10 update
Read more

Make the most of your time with the new Windows 10 update
Read more

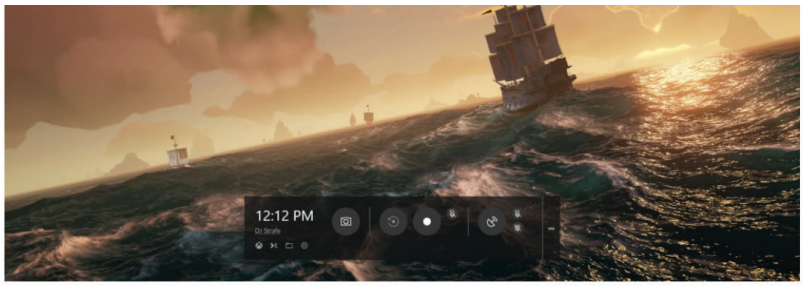

Improved Game bar. We've given Game bar a makeover so it's even easier to find what you're looking for. Go to your captures, toggle your microphone and camera, choose a theme, and edit the title of your Mixer stream—all from new buttons on Game bar. You can also and choose a theme (dark, light, or your current Windows theme), and quickly check the time using the new clock. And of course, start a Mixer stream from the Game bar without any extra hardware or software.

Stay productive

- **Dictation**. Natural computing experiences enable us to speak directly to our devices to accomplish tasks, without typing. One way we've done this is with Dictation. It's now easier than ever to take a note or write a paper, with just your voice using your device's microphone[13]. With your cursor in any text field either in Windows 10 or in an app, simply press Win + H and start talking. The improved Dictation feature in Windows 10 will capture your thoughts quickly and accurately so that brilliant idea you just riffed

Make the most of your time with the new Windows 10 update
Read more

Make the most of your time with the new Windows 10 update
Read more

Make the most of your time with the new Windows 10 update
Read more

thoughts quickly and accurately so that brilliant idea you just filed on with your colleagues or the speech you're practicing for your best friend's wedding isn't lost forever.

- **My People**
  - **Drag and drop.** You can now drag and drop contacts to rearrange them in the taskbar.
  - **You decide how many contacts to show in the taskbar, up to ten.** You can find People settings under Settings > Personalization > Taskbar.
  - **Animations for people in overflow.** To improve discoverability, you'll now see an animation across the People icon to let you know when someone is pinned to the overflow list in the flyout.
  - **Improving app discoverability.** As developers work to integrate My People support into their apps, we'll now suggest apps that you might be interested in. There's an option to turn this on or off in the People settings under Settings > Personalization > Taskbar.
- **The Start menu is better than ever**. We've made it even easier to find your stuff by default pinning documents and pictures and adding flexibility for you to pin your frequent destinations like downloads, music, and videos.
- **HDR Video on more Windows PCs with Windows HD Color.** HDR video delivers an immersive, ultra-realistic viewing experience, with a stunning range of possible brightness and color.

HDR Video

SDR Video

Make the most of your time with the new Windows 10 update
Read more

Make the most of your time with the new Windows 10 update
Read more

Make the most of your time with the new Windows 10 update
Read more

Windows HD Color is all about bringing HDR content to your Windows devices. With our latest update, Windows HD Color is now bringing HDR video to more and more users. You can now enjoy HDR video on many new types of laptop or external displays, as long as it is a **compatible Windows device**. If you are enjoying your HDR video on your laptop display, you can also personalize that experience using our **new calibration feature**.

- **Touch Keyboard improvements**
  - **The standard touch keyboard layout option comes to 190+ more keyboards.** The touch keyboard now supports the standard keyboard layout. If you want to switch between wide, one-handed, and the standard touch keyboard layouts, just tap the button on the top left of the keyboard. This includes adding the standard keyboard layout to the following keyboards and more: English (United Kingdom), Irish, Czech, Danish, Greek, Canadian French, Finnish, Hebrew, Hungarian, Latvian, Dutch, and Polish.
  - **Shape-writing with wide touch keyboard.** Shape-writing is now available when using the wide keyboard.
  - **Multilingual text support in Windows.** If you type in more than one Latin script languages on Windows, you're going to like this new feature. With the Touch Keyboard, you do not have to manually switch the language anymore. Simply continue typing in multiple languages and Windows will assist you by showing predictions from multiple languages to make you more productive. You can turn the feature off by going to Settings > Devices > Typing > Multilingual Text Prediction.
  - **Text Prediction support for more languages.** If you're using the touch keyboard in any of the following languages, you'll now see words suggested as you type: Assamese, Bashkir, Belarusian, Greenlandic, Hawaiian, Icelandic, Igbo, Irish, Kyrgyz, Luxembourgish, Maltese, Maori, Mongolian, Nepali, Pashto, Sakha, Tajik, Tatar, Tswana, Turkmen, Urdu, Uyghur, Welsh, Xhosa, Yoruba, and Zulu.
  - **Emoji data overhaul for the touch keyboard.** We've taken a look at the emoji data across all of the languages we support and have updated it so that more of the emoji you love will appear as you're typing related words with the touch keyboard. We've also added support for a number of languages that didn't previously support emoji candidates. This release includes new and updated emoji data for over 150 languages. *Note: To see the emoji predictions as you type in a particular language, as well as typing predictions, you will need to have the optional typing feature applied for that language. It should download on its own as long as you have an internet connection when you add the language to your language list, or once you connect to the internet thereafter. If you're not seeing predictions and have internet connectivity, try removing the language and then adding it back again.*
  - **Now you can use Emoji Panel to insert multiple emoji at once.** Based on feedback, we're adjusting the design of the Emoji Panel so that after opening up the panel by pressing

Make the most of your time with the new Windows 10 update
Read more

Make the most of your time with the new Windows 10 update
Read more

Make the most of your time with the new Windows 10 update
Read more

Emoji Panel so that after opening up the panel by pressing hotkey Windows logo key + "." or ";", you could browse, search and then select more than one emoji. The panel won't go away until you click close button or press "Esc" key.
    - **Emoji search comes to more languages**. You can find an emoji by keyword in more than 150 locales, including English (Great Britain), French (France), German (Germany), Spanish (Spain), and more. This will help you get the emoji you want easily and quickly.
    - **You can also use the Emoji Panel in more languages.** We've added support for more languages and you can now use the emoji over 190 locals – 151 of which have tooltip support when you hover over each emoji. This includes English (Great Britain), French (France), German (Germany), Spanish (Spain), and more.
- **Handwriting improvements**
    - **Split layout comes to the touch keyboard.** As many of you know **we redesigned the touch keyboard to be XAML-based** for the Windows 10 Fall Creators Update. We've been hard at work addressing feedback and are happy to share that the touch keyboard now supports the split layout – an ergonomic layout designed to be used with both hands, one on each side of your tablet.
    - **Personalize the handwriting panel.** You can now change the font that your handwriting converts to in the handwriting panel. Go to Settings > Devices > Pen & Windows Ink > "Change the font of the handwriting experience", select your preferred font from the drop-down, then write in the handwriting panel to see your chosen font.
- **Fluent Design.** We've redesigned the Action Center, My People, Settings, Start, Taskbar, and the Touch Keyboard to leverage Fluent Design.
- **Save notification drafts in Action Center.** Now, if you're writing a response in a notification (such as one from Skype), and the notification gets dismissed with unsubmitted text, your draft will be saved; open the action center and your text will now be saved with the notification.

Accessibility improvements

The April 2018 Update is for each us, so it also includes enhanced and new accessibility features that let you be more creative, collaborative, and connected in a way that fits your individual needs and style. Many of the accessibility features can now be found in one place with related features organized under Vision, Hearing, and Interaction. Additionally, you can enable text suggestions to get help constructing sentences. As you type on a keyboard, you'll see three suggested words and can pick one to insert. This is a great feature for English language learners or anyone who'd like a little help with their writing.

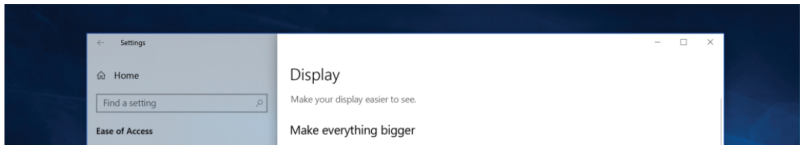

Make the most of your time with the new Windows 10 update
Read more

Make the most of your time with the new Windows 10 update
Read more

Make the most of your time with the new Windows 10 update
Read more