US009510040B2

(12) **United States Patent**
Selim et al.

(10) **Patent No.: US 9,510,040 B2**
(45) **Date of Patent: Nov. 29, 2016**

(54) **GLOBAL PANEL**

(71) Applicant: **Flextronics AP, LLC**, San Jose, CA (US)

(72) Inventors: **Mohammed Selim**, Oakville (CA); **Sanjiv Sirpal**, Oakville (CA); **Fuqu Wu**, Burlington (CA); **Salvador Soto**, Toronto (CA)

(73) Assignee: **Flextronics AP, LLC**, San Jose, CA (US)

(*) Notice: Subject to any disclaimer, the term of this patent is extended or adjusted under 35 U.S.C. 154(b) by 0 days.

(21) Appl. No.: **14/834,316**

(22) Filed: **Aug. 24, 2015**

(65) **Prior Publication Data**

US 2016/0057480 A1 Feb. 25, 2016

Related U.S. Application Data

(63) Continuation of application No. 13/970,374, filed on Aug. 19, 2013, now abandoned, and a continuation of application No. 13/968,665, filed on Aug. 16, 2013, now Pat. No. 9,247,174, and a continuation of application No. 13/969,179, filed on Aug. 16, 2013,

(Continued)

(51) **Int. Cl.**
H04N 21/478 (2011.01)
H04N 21/431 (2011.01)
(Continued)

(52) **U.S. Cl.**
CPC ***H04N 21/4316*** (2013.01); ***G06F 3/017*** (2013.01); ***G06F 3/0481*** (2013.01); ***G06F 3/04817*** (2013.01); ***G06F 3/04842*** (2013.01); ***G06F 3/04883*** (2013.01); ***H04L 51/32*** (2013.01); ***H04N 1/00448*** (2013.01); ***H04N 5/44*** (2013.01); ***H04N 5/4401*** (2013.01); ***H04N 5/4403*** (2013.01); ***H04N 5/445*** (2013.01); ***H04N 5/44591*** (2013.01); ***H04N 5/45*** (2013.01); ***H04N 5/50*** (2013.01); ***H04N 17/04*** (2013.01); ***H04N 21/2187*** (2013.01); ***H04N 21/235*** (2013.01); ***H04N 21/2543*** (2013.01); ***H04N 21/25808*** (2013.01); ***H04N 21/25891*** (2013.01); ***H04N 21/26291*** (2013.01); ***H04N 21/414*** (2013.01);
(Continued)

(58) **Field of Classification Search**
USPC 725/38, 46
See application file for complete search history.

(56) **References Cited**

U.S. PATENT DOCUMENTS

5,539,479	A	7/1996	Bertram
5,933,141	A	8/1999	Smith

(Continued)

FOREIGN PATENT DOCUMENTS

EP	2328346	6/2011
EP	2487922	8/2012
WO	WO 99/21308	4/1999

OTHER PUBLICATIONS

U.S. Appl. No. 14/822,705, filed Aug. 10, 2015, Sirpal et al.

(Continued)

Primary Examiner — Kieu Oanh T Bui
(74) *Attorney, Agent, or Firm* — Sheridan Ross P.C.

(57) **ABSTRACT**

The present disclosure is related to methods and systems of displaying content on a television, including: receiving an indication associated with a selection by a user; determining, based on the received indication, a global panel to display via the television; retrieving from memory, a first content information for display in the global panel; and displaying, via the television, the retrieved content information in the specified global panel.

22 Claims, 34 Drawing Sheets

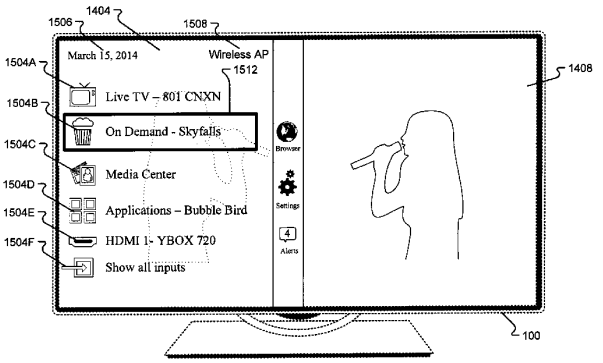

Related U.S. Application Data

now Pat. No. 9,432,742, and a continuation of application No. 13/969,588, filed on Aug. 18, 2013, now abandoned, and a continuation of application No. 13/970,355, filed on Aug. 19, 2013, now Pat. No. 9,172,896, and a continuation of application No. 14/418,969, filed as application No. PCT/US2013/036826 on Apr. 16, 2013.

(60) Provisional application No. 61/684,672, filed on Aug. 17, 2012, provisional application No. 61/702,650, filed on Sep. 18, 2012, provisional application No. 61/697,710, filed on Sep. 6, 2012, provisional application No. 61/700,182, filed on Sep. 12, 2012, provisional application No. 61/736,692, filed on Dec. 13, 2012, provisional application No. 61/798,821, filed on Mar. 15, 2013, provisional application No. 61/804,942, filed on Mar. 25, 2013, provisional application No. 61/804,998, filed on Mar. 25, 2013, provisional application No. 61/804,971, filed on Mar. 25, 2013, provisional application No. 61/804,990, filed on Mar. 25, 2013, provisional application No. 61/805,003, filed on Mar. 25, 2013, provisional application No. 61/805,053, filed on Mar. 25, 2013, provisional application No. 61/805,030, filed on Mar. 25, 2013, provisional application No. 61/805,027, filed on Mar. 25, 2013, provisional application No. 61/805,042, filed on Mar. 25, 2013, provisional application No. 61/805,038, filed on Mar. 25, 2013.

(51) **Int. Cl.**

H04N 21/422	(2011.01)
H04N 21/462	(2011.01)
H04N 1/00	(2006.01)
H04N 17/04	(2006.01)
H04N 5/44	(2011.01)
H04N 21/482	(2011.01)
H04N 5/50	(2006.01)
H04N 21/43	(2011.01)
H04N 21/262	(2011.01)
H04N 21/437	(2011.01)
H04N 21/81	(2011.01)
H04N 21/442	(2011.01)
H04N 21/485	(2011.01)
H04N 21/472	(2011.01)
H04N 21/4788	(2011.01)
H04N 21/475	(2011.01)
H04N 21/84	(2011.01)
H04N 21/8358	(2011.01)
H04N 5/445	(2011.01)
G06F 3/0481	(2013.01)
H04N 21/488	(2011.01)
H04N 21/61	(2011.01)
H04N 21/439	(2011.01)
H04N 21/435	(2011.01)
H04N 21/432	(2011.01)
H04N 21/47	(2011.01)
H04L 12/58	(2006.01)
H04N 21/258	(2011.01)
H04N 21/45	(2011.01)
G06F 3/01	(2006.01)
G06F 3/0488	(2013.01)
H04N 5/45	(2011.01)
H04N 21/4782	(2011.01)
H04N 21/2543	(2011.01)
H04N 21/441	(2011.01)
H04N 21/2187	(2011.01)
H04N 21/4415	(2011.01)
H04N 21/658	(2011.01)
H04N 21/235	(2011.01)
H04N 21/426	(2011.01)
G06F 3/0484	(2013.01)
H04N 21/414	(2011.01)
H04N 21/433	(2011.01)

(52) **U.S. Cl.**

CPC ***H04N 21/4221*** (2013.01); ***H04N 21/42204*** (2013.01); ***H04N 21/42207*** (2013.01); ***H04N 21/42222*** (2013.01); ***H04N 21/42225*** (2013.01); ***H04N 21/42684*** (2013.01); ***H04N 21/432*** (2013.01); ***H04N 21/433*** (2013.01); ***H04N 21/435*** (2013.01); ***H04N 21/4307*** (2013.01); ***H04N 21/437*** (2013.01); ***H04N 21/4312*** (2013.01); ***H04N 21/4396*** (2013.01); ***H04N 21/441*** (2013.01); ***H04N 21/442*** (2013.01); ***H04N 21/4415*** (2013.01); ***H04N 21/44204*** (2013.01); ***H04N 21/44213*** (2013.01); ***H04N 21/44222*** (2013.01); ***H04N 21/4532*** (2013.01); ***H04N 21/462*** (2013.01); ***H04N 21/4622*** (2013.01); ***H04N 21/47*** (2013.01); ***H04N 21/472*** (2013.01); ***H04N 21/475*** (2013.01); ***H04N 21/478*** (2013.01); ***H04N 21/4753*** (2013.01); ***H04N 21/4755*** (2013.01); ***H04N 21/4756*** (2013.01); ***H04N 21/4782*** (2013.01); ***H04N 21/4788*** (2013.01); ***H04N 21/47202*** (2013.01); ***H04N 21/47205*** (2013.01); ***H04N 21/482*** (2013.01); ***H04N 21/485*** (2013.01); ***H04N 21/488*** (2013.01); ***H04N 21/4821*** (2013.01); ***H04N 21/4823*** (2013.01); ***H04N 21/4826*** (2013.01); ***H04N 21/4828*** (2013.01); ***H04N 21/4858*** (2013.01); ***H04N 21/4882*** (2013.01); ***H04N 21/6125*** (2013.01); ***H04N 21/6175*** (2013.01); ***H04N 21/6582*** (2013.01); ***H04N 21/8126*** (2013.01); ***H04N 21/8133*** (2013.01); ***H04N 21/8166*** (2013.01); ***H04N 21/8173*** (2013.01); ***H04N 21/8358*** (2013.01); ***H04N 21/84*** (2013.01); *G06F 2203/04804* (2013.01); *H04N 21/42219* (2013.01); *H04N 21/4332* (2013.01); *H04N 2005/4407* (2013.01); *H04N 2005/4414* (2013.01); *H04N 2005/4432* (2013.01)

(56) **References Cited**

U.S. PATENT DOCUMENTS

6,661,468	B2	12/2003	Alten et al.	
6,978,473	B1	12/2005	Nsonwu et al.	
7,152,236	B1 *	12/2006	Wugofski	H04N 5/44543 348/E5.105
7,487,529	B1	2/2009	Orlick	
7,493,641	B2	2/2009	Klosterman et al.	
7,685,520	B2	3/2010	Rashkovskiy et al.	
7,880,077	B2	2/2011	Pauws et al.	
7,900,228	B2	3/2011	Stark et al.	
7,908,635	B2	3/2011	Barton et al.	
8,166,511	B2	4/2012	Griggs	
8,220,021	B1	7/2012	Look et al.	
8,352,983	B1	1/2013	Chane et al.	
2001/0056577	A1	12/2001	Gordon et al.	
2002/0026637	A1	2/2002	Markel et al.	
2002/0067376	A1	6/2002	Martin et al.	
2002/0188944	A1	12/2002	Noble	
2002/0188958	A1	12/2002	Miller	
2003/0070171	A1	4/2003	Jeon et al.	

(56) **References Cited**

U.S. PATENT DOCUMENTS

2004/0216156	A1	10/2004	Wagner	
2005/0097622	A1*	5/2005	Zigmond	H04N 5/4401 725/135
2006/0117343	A1	6/2006	Novak et al.	
2007/0199022	A1	8/2007	Moshiri et al.	
2007/0261090	A1	11/2007	Miller et al.	
2008/0022309	A1	1/2008	Begeja et al.	
2008/0120635	A1	5/2008	Trimper et al.	
2008/0155613	A1	6/2008	Benya et al.	
2009/0158375	A1	6/2009	Rodriguez et al.	
2009/0160764	A1	6/2009	Myllymäki	
2009/0228919	A1	9/2009	Zott et al.	
2009/0271823	A1	10/2009	Jung et al.	
2010/0013997	A1	1/2010	Whang	
2010/0037267	A1	2/2010	Bennett	
2011/0119626	A1	5/2011	Faenger et al.	
2011/0145860	A1	6/2011	Wei	
2011/0179453	A1	7/2011	Poniatowski	
2011/0289419	A1	11/2011	Yu et al.	
2012/0030317	A1	2/2012	Smyth et al.	
2012/0144416	A1	6/2012	Wetzer et al.	
2012/0144422	A1	6/2012	Han et al.	
2012/0174039	A1	7/2012	Rhoads et al.	
2012/0200574	A1	8/2012	Hill et al.	
2012/0221972	A1	8/2012	Dougall et al.	
2012/0257108	A1	10/2012	Friedlander et al.	
2012/0260284	A1	10/2012	Friedlander et al.	
2014/0053198	A1	2/2014	Sirpal et al.	
2014/0059605	A1	2/2014	Sirpal et al.	
2014/0059606	A1	2/2014	Selim et al.	
2014/0059615	A1	2/2014	Sirpal et al.	
2014/0059635	A1	2/2014	Sirpal et al.	
2014/0068674	A1	3/2014	Sirpal et al.	

OTHER PUBLICATIONS

U.S. Appl. No. 14/841,199, filed Aug. 31, 2015, Sirpal et al.
International Search Report and Written Opinion for International (PCT) Patent Application No. PCT/US2013/055294, mailed Dec. 2, 2013 10 pages.
International Preliminary Report on Patentability for International (PCT) Patent Application No. PCT/US2013/055294, mailed Feb. 26, 2015 10 pages.
International Search Report and Written Opinion for International (PCT) Patent Application No. PCT/US2013/055296, mailed Nov. 29, 2013 9 pages.
International Search Report and Written Opinion for International (PCT) Patent Application No. PCT/US13/55493, mailed Nov. 7, 2013 9 pages.
International Preliminary Report on Patentability for International (PCT) Patent Application No. PCT/US13/55493, mailed Feb. 26, 2015 8 pages.
International Search Report and Written Opinion for International (PCT) Patent Application No. PCT/US13/55509, mailed Nov. 8, 2013 9 pages.
International Preliminary Report on Patentability for International (PCT) Patent Application No. PCT/US13/55509, mailed Feb. 26, 2015 8 pages.
International Search Report and Written Opinion for International (PCT) Patent Application No. PCT/US2013/055303, mailed Dec. 5, 2013 8 pages.
International Preliminary Report on Patentability for International (PCT) Patent Application No. PCT/US2013/055303, mailed Feb. 26, 2015 7 pages.
International Search Report and Written Opinion for International (PCT) Patent Application No. PCT/US2013/055280, mailed Jan. 10, 2014 10 pages.
Official Action for U.S. Appl. No. 13/968,948 mailed May 6, 2014 11 pages.
Official Action for U.S. Appl. No. 13/968,948, mailed Nov. 24, 2014 13 pages.
Official Action for U.S. Appl. No. 13/968,948, mailed Mar. 11, 2015 13 pages.
Official Action for U.S. Appl. No. 13/968,929, mailed Apr. 29, 2015 12 pages.
Official Action for U.S. Appl. No. 13/969,588, mailed Nov. 10, 2014 11 pages.
Official Action for U.S. Appl. No. 13/969,588, mailed Mar. 11, 2015 12 pages.
Official Action for U.S. Appl. No. 13/970,374, mailed Jun. 6, 2014 7 pages.
Official Action for U.S. Appl. No. 13/970,374, mailed Dec. 9, 2014 9 pages.
Official Action for U.S. Appl. No. 13/970,374, mailed May 22, 2015 11 pages.
Official Action for U.S. Appl. No. 13/968,897, mailed Aug. 15, 2014 15 pages.
Official Action for U.S. Appl. No. 13/968,897, mailed Jan. 28, 2015 18 pages.
Sohail, "Smart TV-A Late Bloomer," Harwarezonw.com, Apr. 1, 2011, 2 pages.
International Preliminary Report on Patentability for International (PCT) Patent Application No. PCT/US2013/055296, mailed Feb. 26, 2015 8 pages.
International Preliminary Report on Patentability for International (PCT) Patent Application No. PCT/US2013/055280, mailed Jun. 11, 2015 9 pages.
Official Action for U.S. Appl. No. 13/968,948, mailed Jul. 17, 2015 13 pages.
Official Action for U.S. Appl. No. 13/969,588, mailed Aug. 17, 2015 13 pages.
Official Action for U.S. Appl. No. 13/968,897, mailed May 8, 2015 21 pages.
Notice of Allowance for U.S. Appl. No. 13/968,948, mailed Mar. 28, 2016 7 pages.
Official Action for U.S. Appl. No. 13/968,665, mailed Oct. 9, 2014 12 pages.
Official Action for U.S. Appl. No. 13/968,665, mailed May 7, 2015 11 pages.
Notice of Allowance for U.S. Appl. No. 13/968,665, mailed Sep. 4, 2015 8 pages.
Official Action for U.S. Appl. No. 14/822,705, mailed Mar. 11, 2016 21 pages.

* cited by examiner

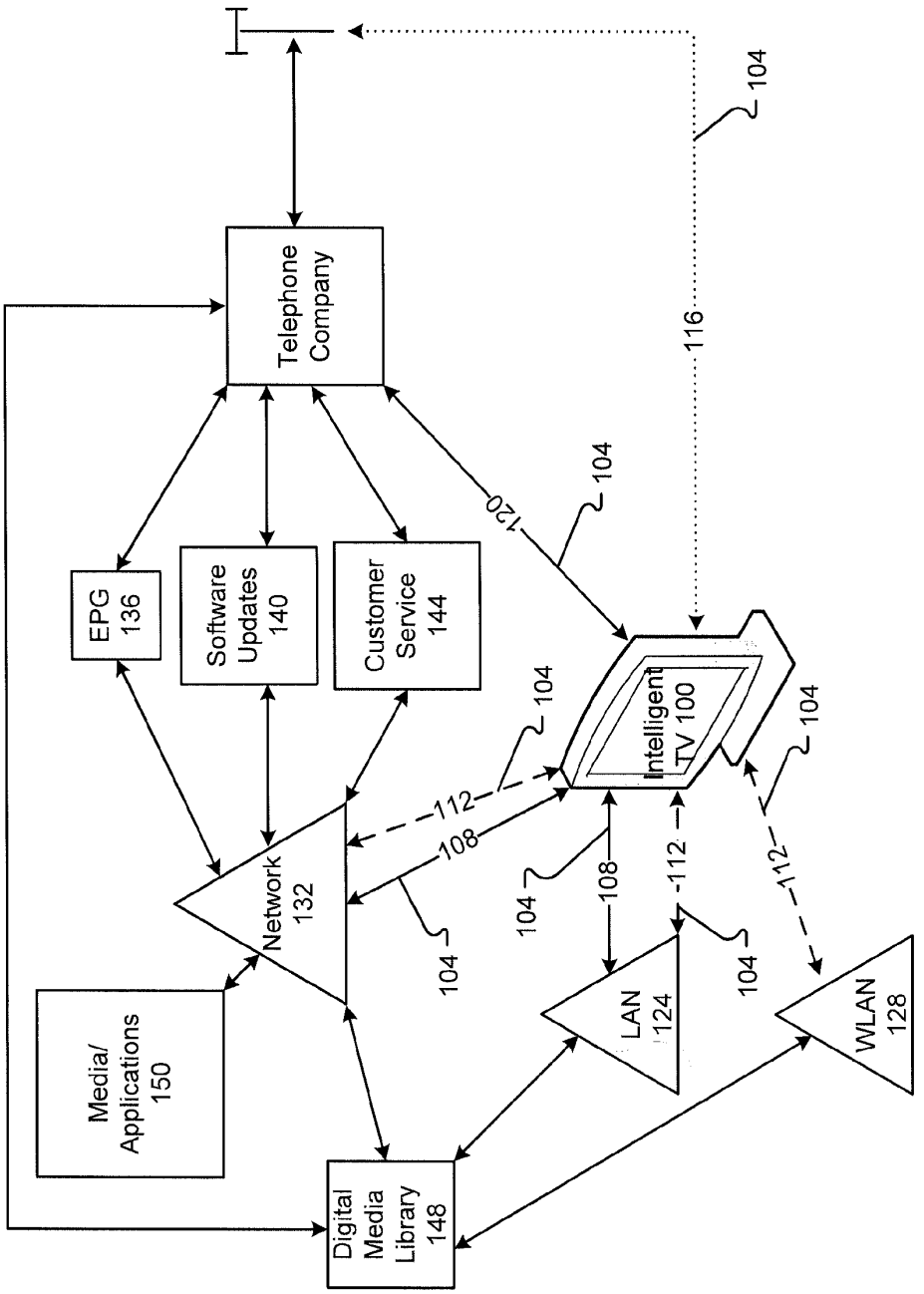
Telephone Company
EPG 136
Software Updates 140
Customer Service 144
Network 132
Media/ Applications 150
Digital Media Library 148
LAN 124
WLAN 128
Intelligent TV 100
104
116
120
112
108

Fig. 1A

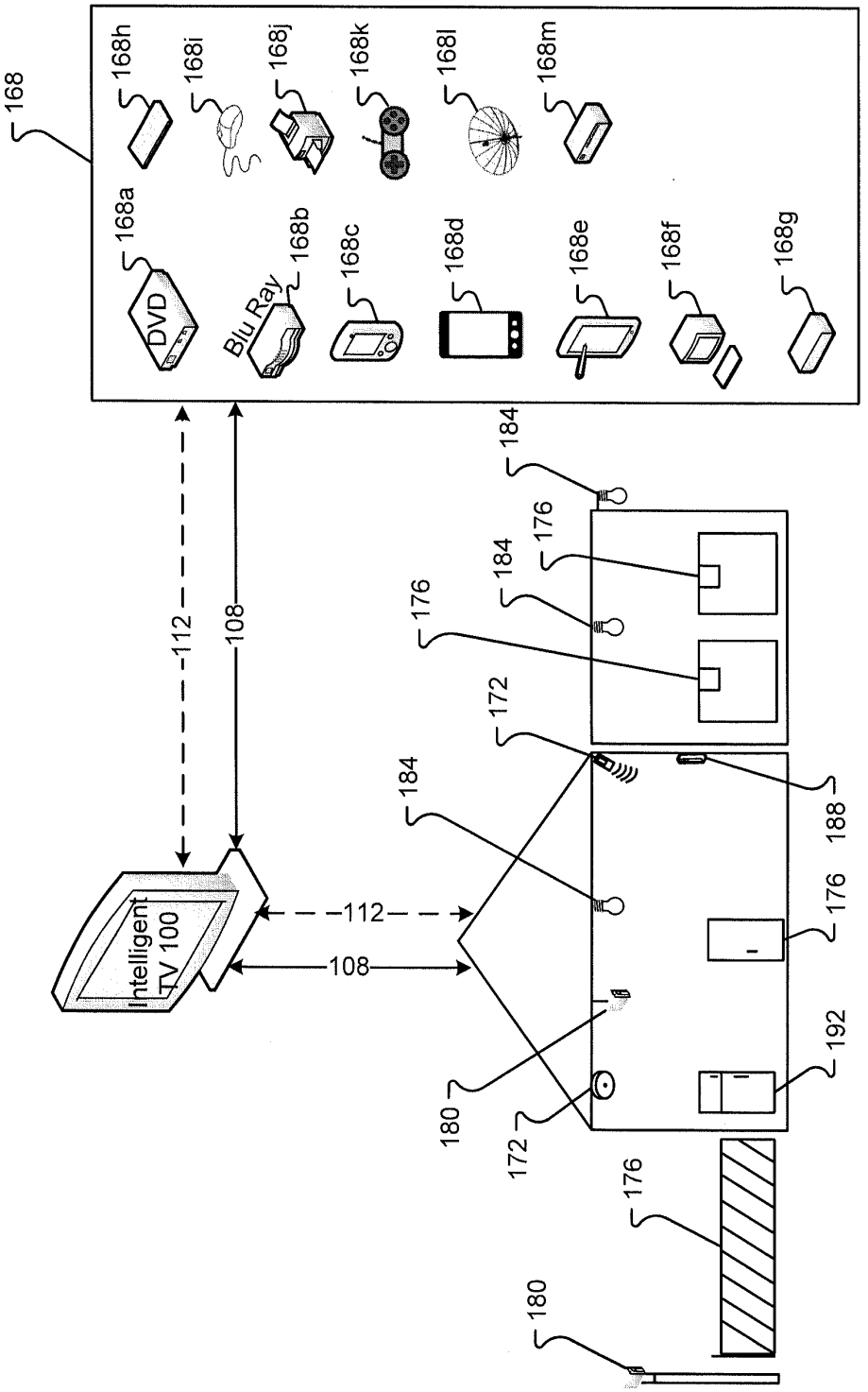
168
168a
DVD
168b
Blu Ray
168c
168d
168e
168f
168g
168h
168i
168j
168k
168l
168m
112
108
Intelligent TV 100
112
108
184
176
184
176
172
184
188
176
192
180
172
176
180

Fig. 1B

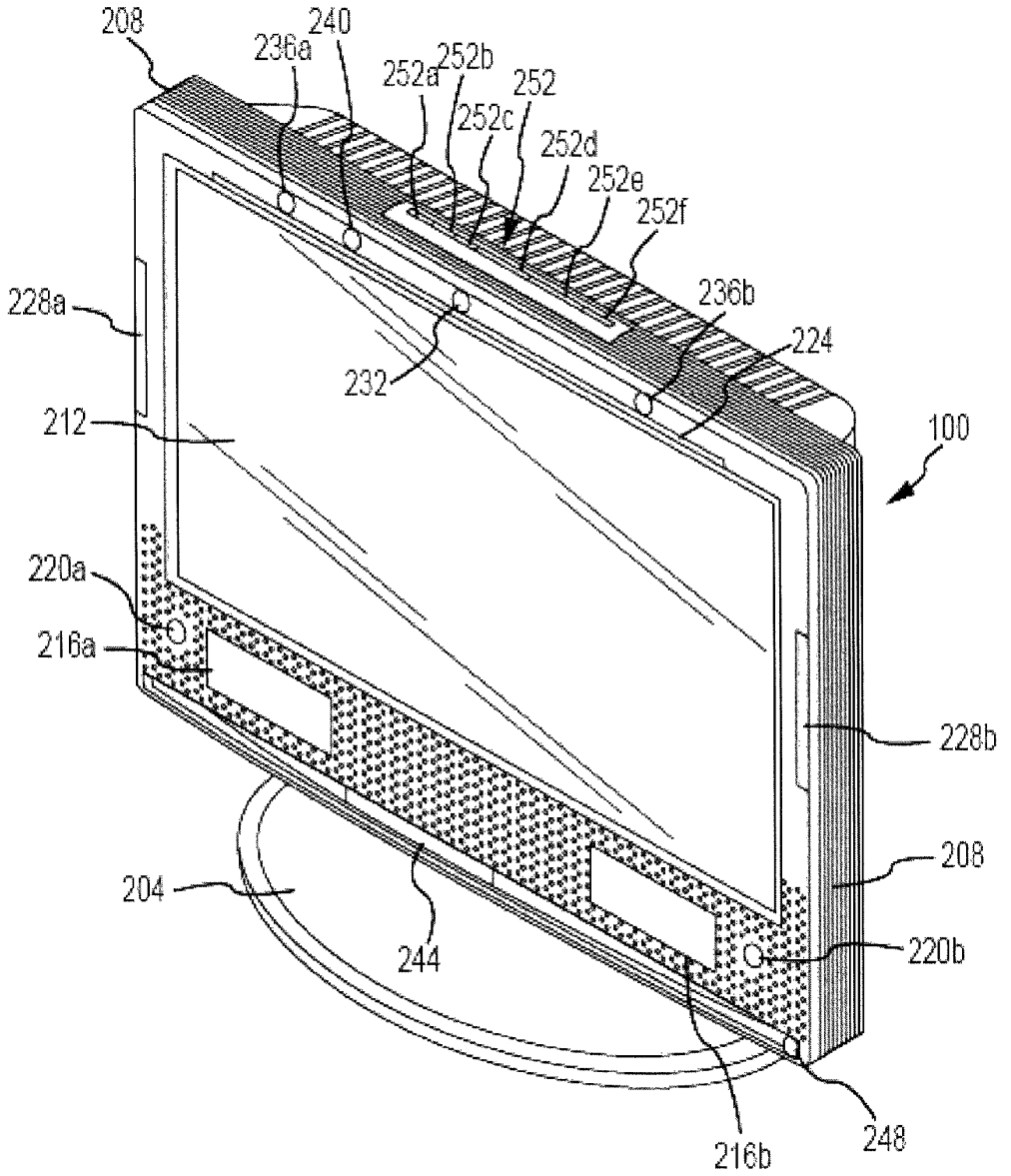
208
240
236a
252a
252b
252
252c
252d
252e
252f
236b
224
228a
232
212
100
220a
216a
228b
208
204
244
220b
248
216b

Fig. 2A

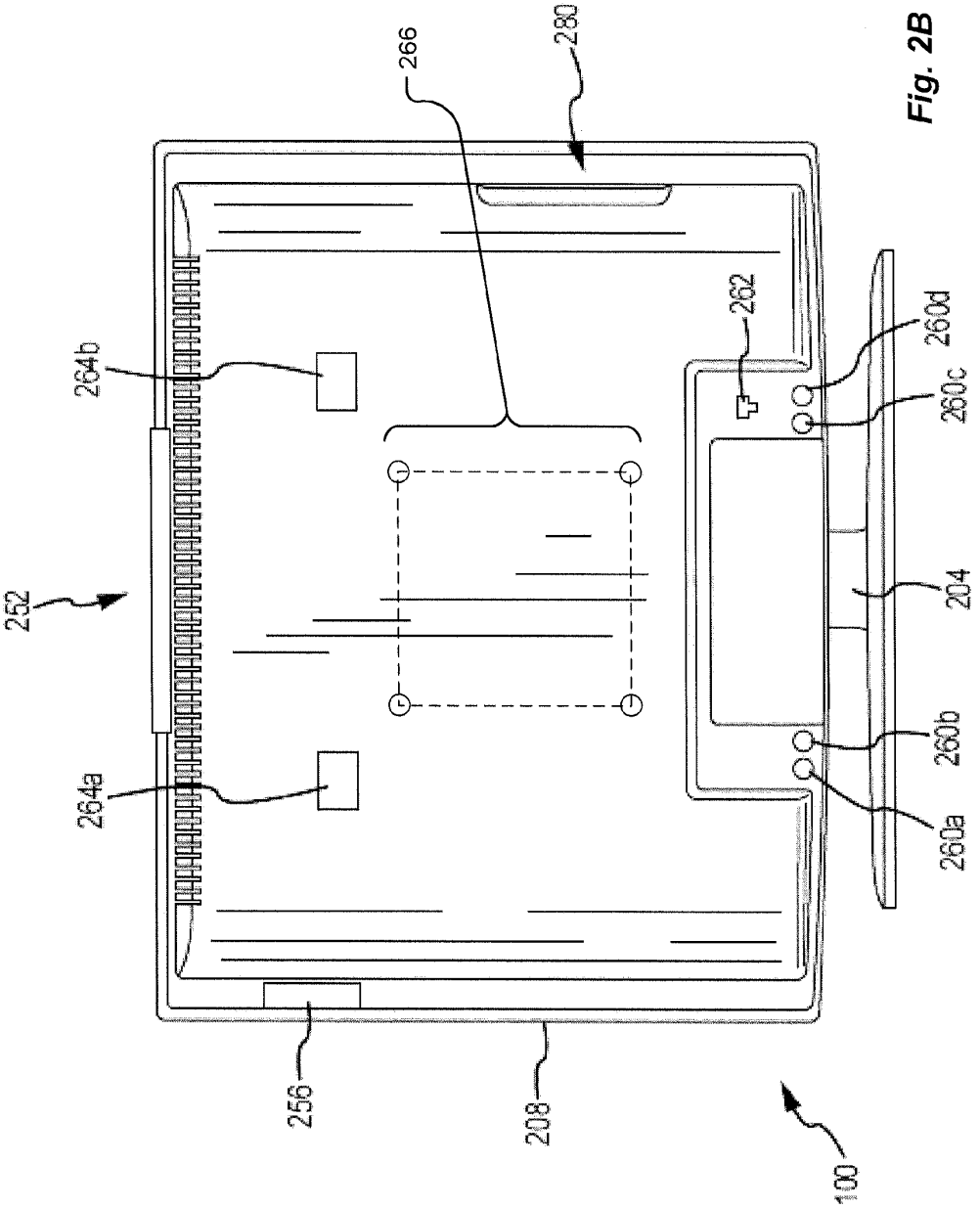

Fig. 2B

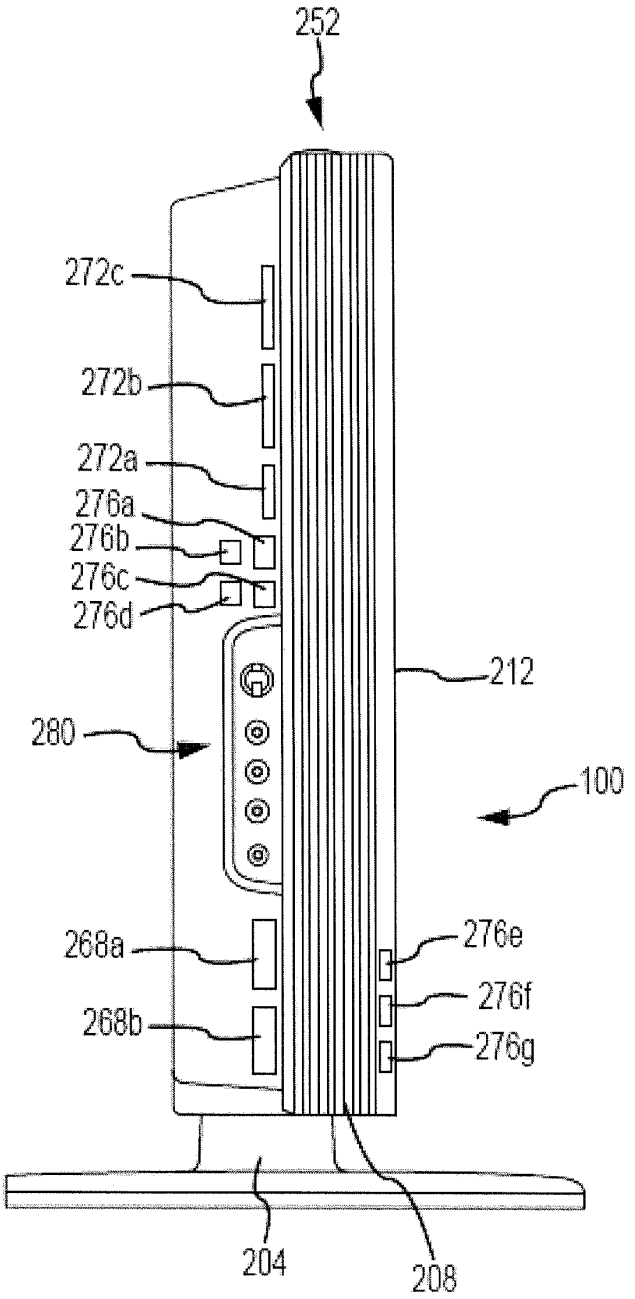
252
272c
272b
272a
276a
276b
276c
276d
212
280
100
268a
276e
276f
268b
276g
204
208

Fig. 2C

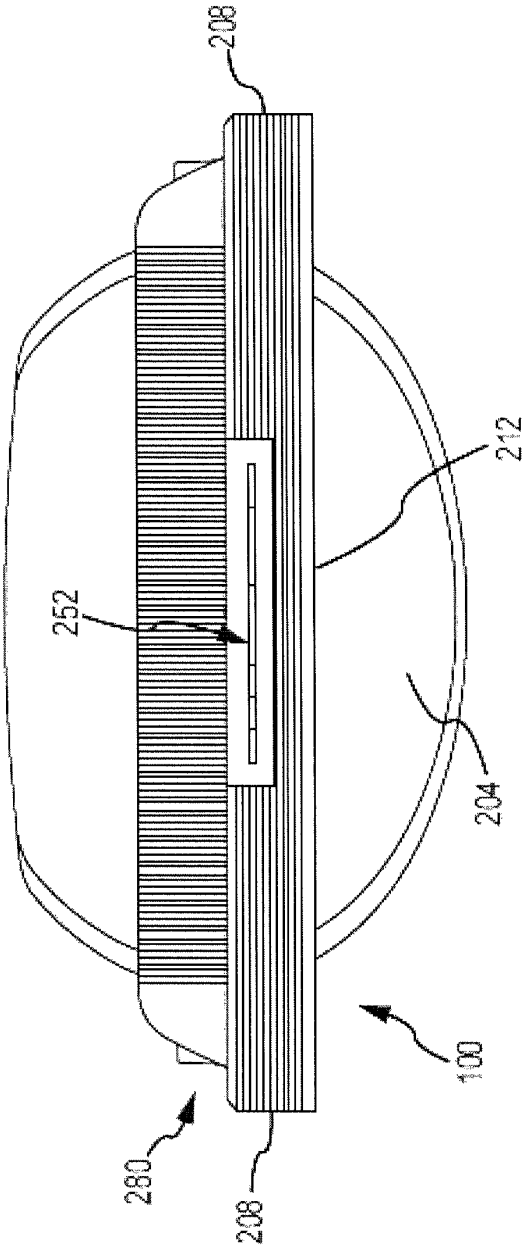

Fig. 2D

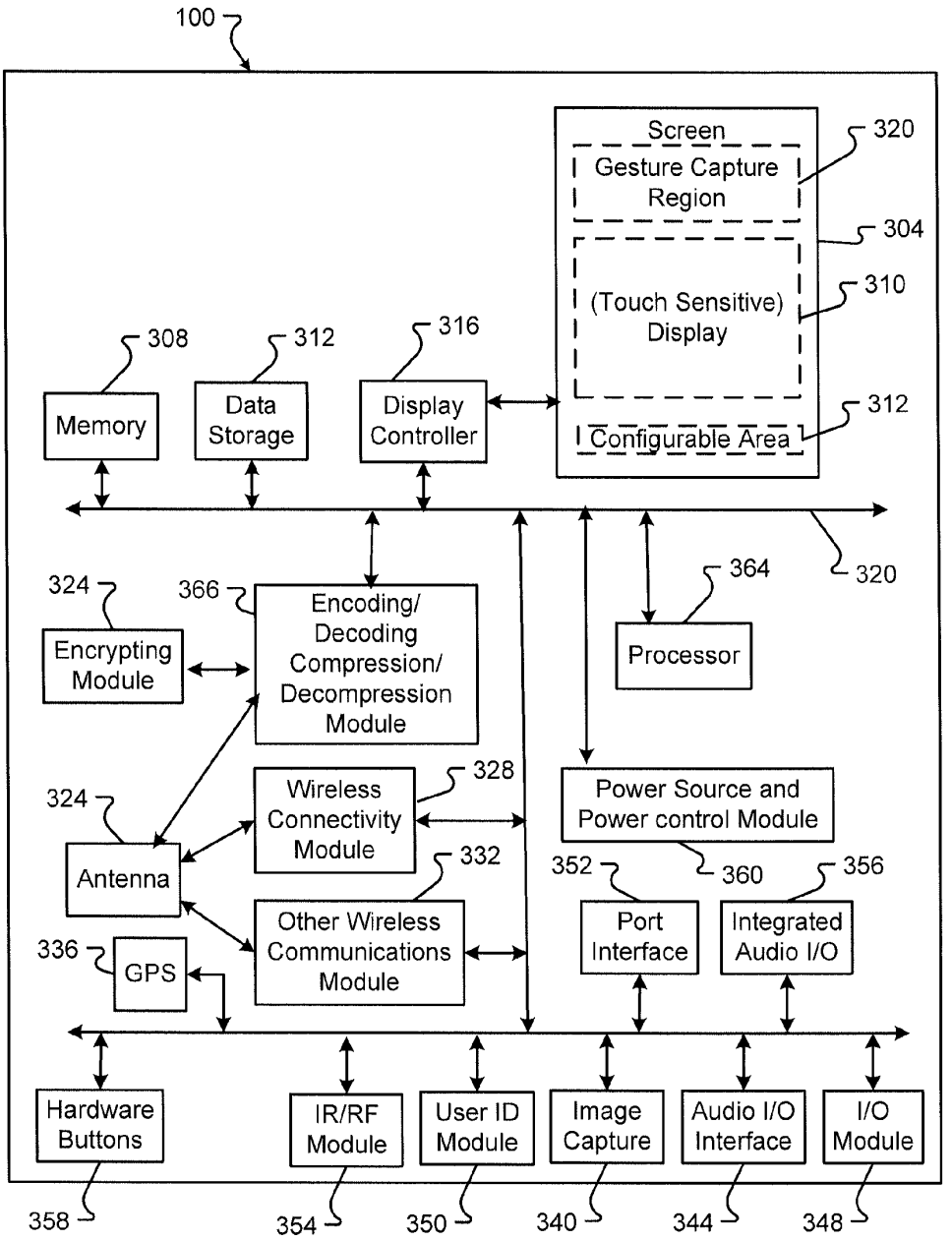
100
Screen
Gesture Capture Region
320
304
(Touch Sensitive) Display
310
Configurable Area
312
308
Memory
312
Data Storage
316
Display Controller
320
324
Encrypting Module
366
Encoding/ Decoding Compression/ Decompression Module
364
Processor
324
Antenna
Wireless Connectivity Module
328
Power Source and Power control Module
360
352
Port Interface
356
Integrated Audio I/O
332
Other Wireless Communications Module
336
GPS
Hardware Buttons
IR/RF Module
User ID Module
Image Capture
Audio I/O Interface
I/O Module
358
354
350
340
344
348

FIG. 3

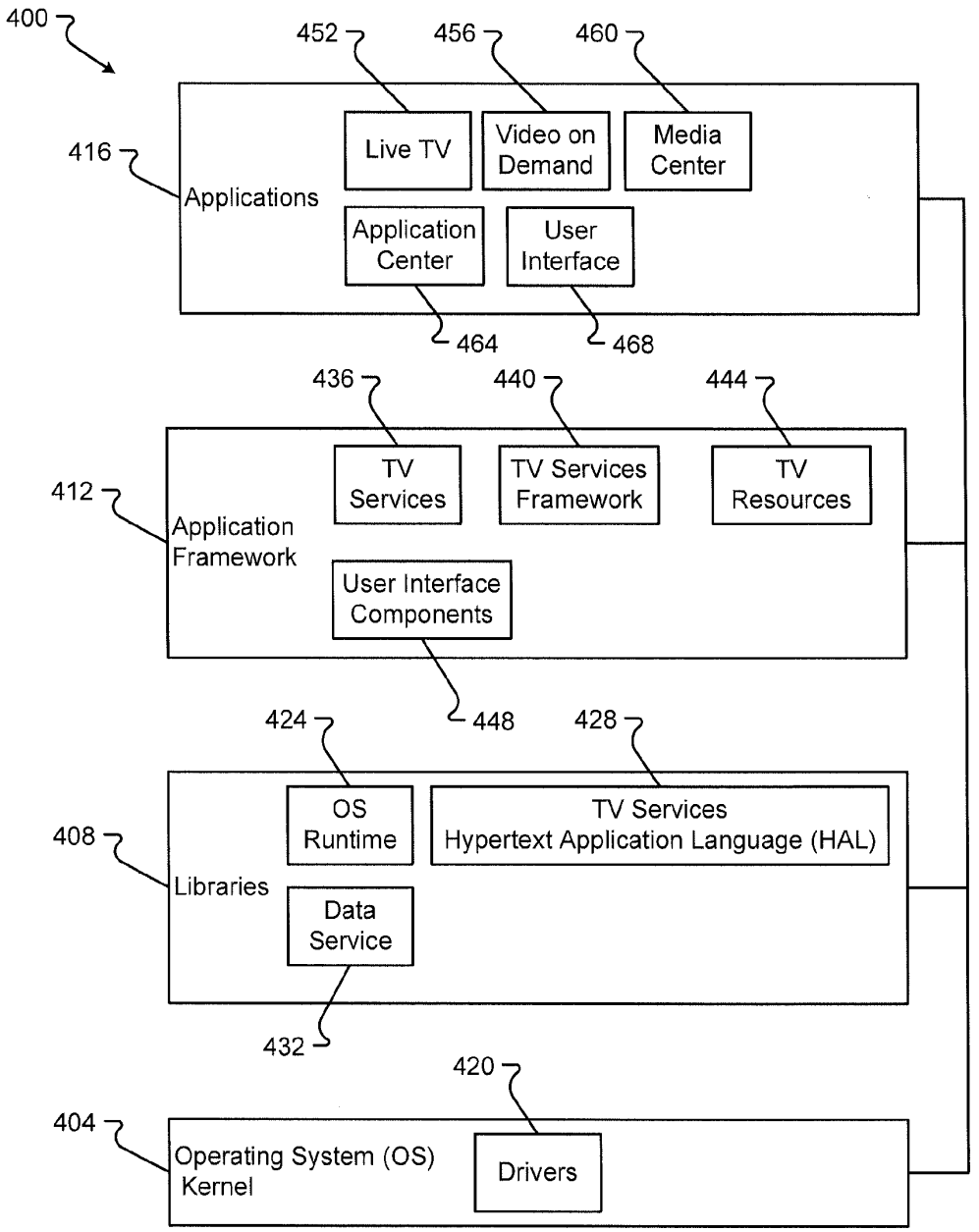
400
452
456
460
416
Applications
Live TV
Video on Demand
Media Center
Application Center
User Interface
464
468
436
440
444
412
Application Framework
TV Services
TV Services Framework
TV Resources
User Interface Components
448
424
428
408
Libraries
OS Runtime
TV Services Hypertext Application Language (HAL)
Data Service
432
420
404
Operating System (OS) Kernel
Drivers

FIG. 4

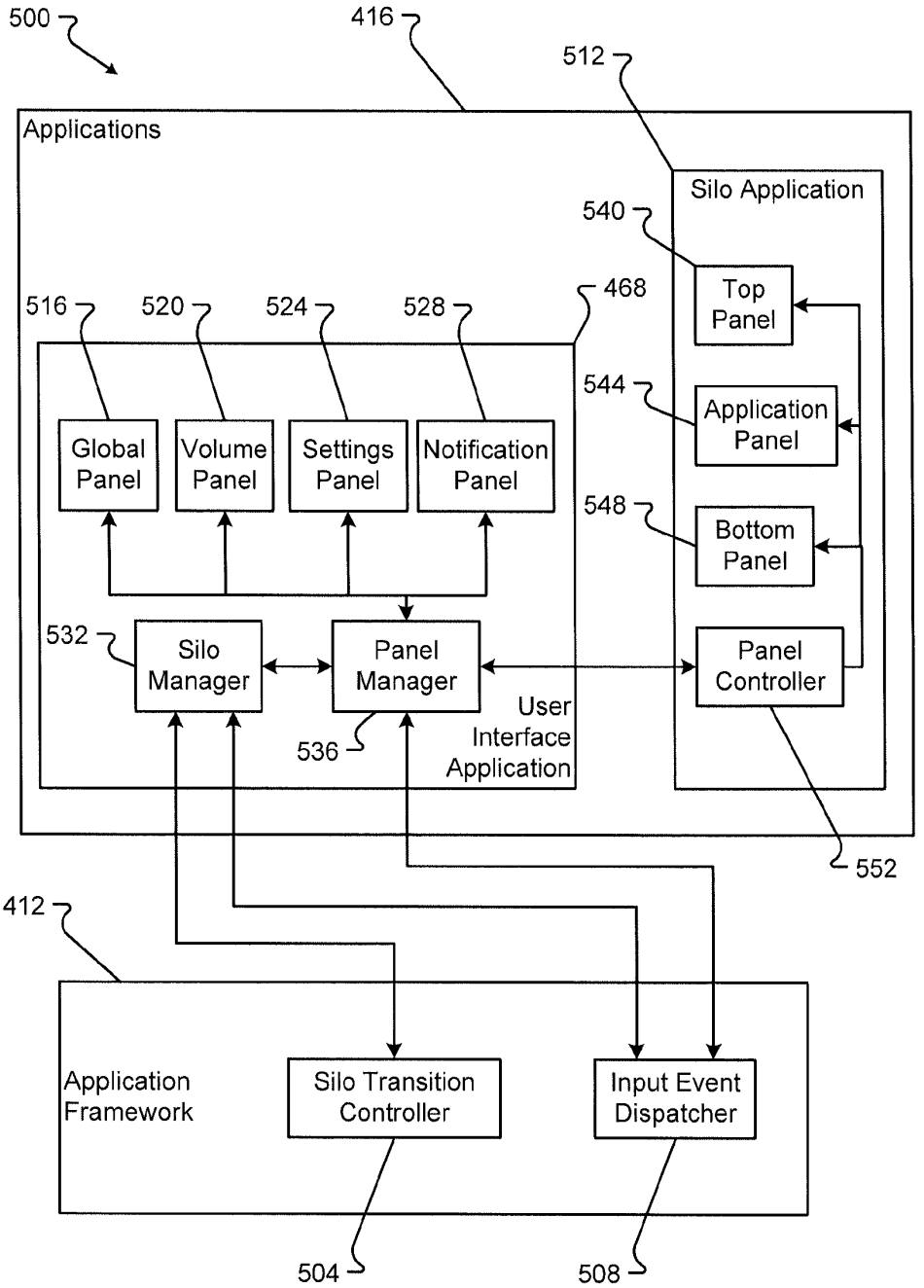
500
416
512
Applications
Silo Application
540
Top Panel
516
520
524
528
468
544
Application Panel
Global Panel
Volume Panel
Settings Panel
Notification Panel
548
Bottom Panel
532
Silo Manager
Panel Manager
Panel Controller
User Interface Application
536
552
412
Application Framework
Silo Transition Controller
Input Event Dispatcher
504
508

FIG. 5

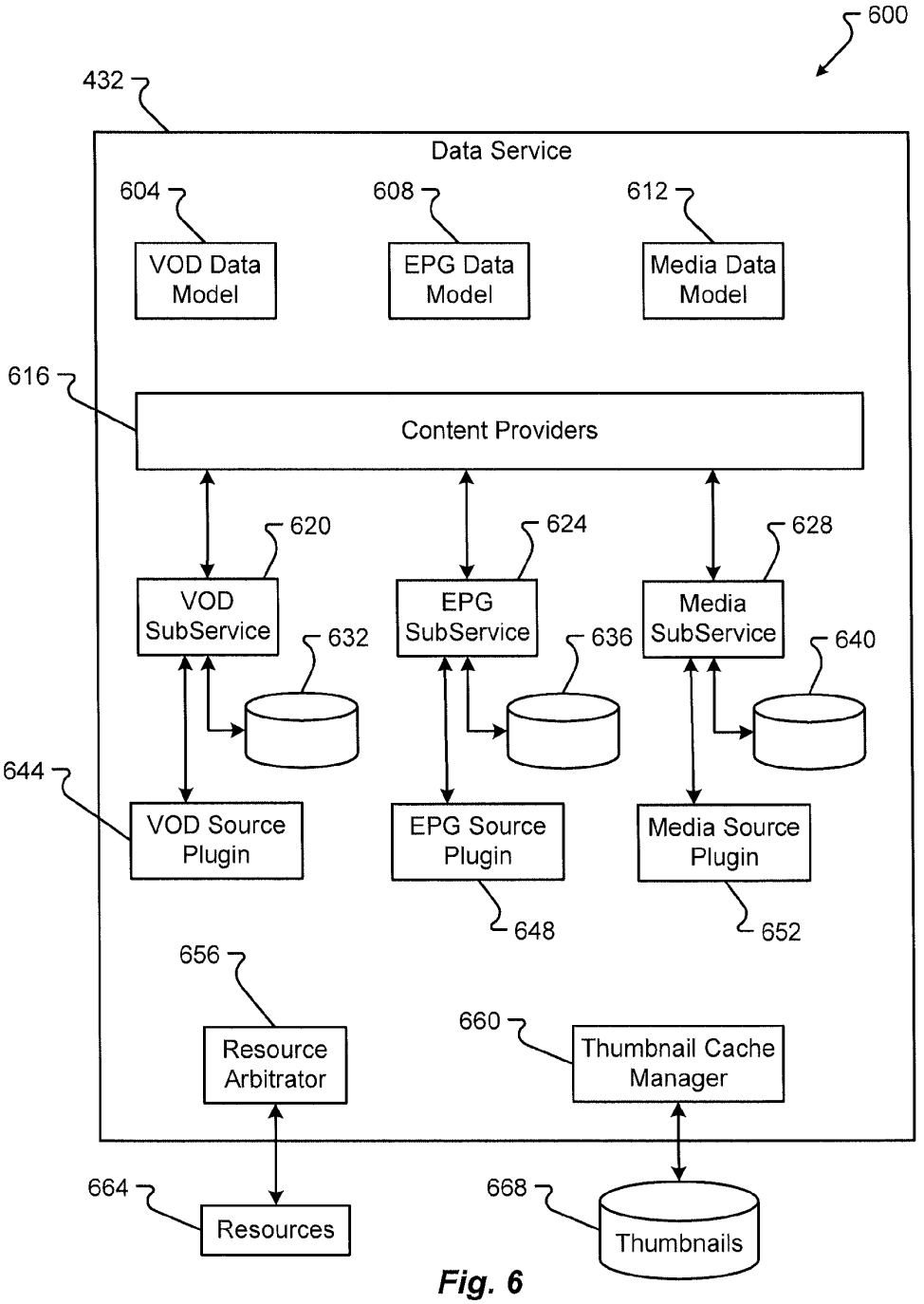
600
432
Data Service
604
608
612
VOD Data Model
EPG Data Model
Media Data Model
616
Content Providers
620
624
628
VOD SubService
EPG SubService
Media SubService
632
636
640
644
VOD Source Plugin
EPG Source Plugin
Media Source Plugin
648
652
656
660
Resource Arbitrator
Thumbnail Cache Manager
664
668
Resources
Thumbnails

Fig. 6

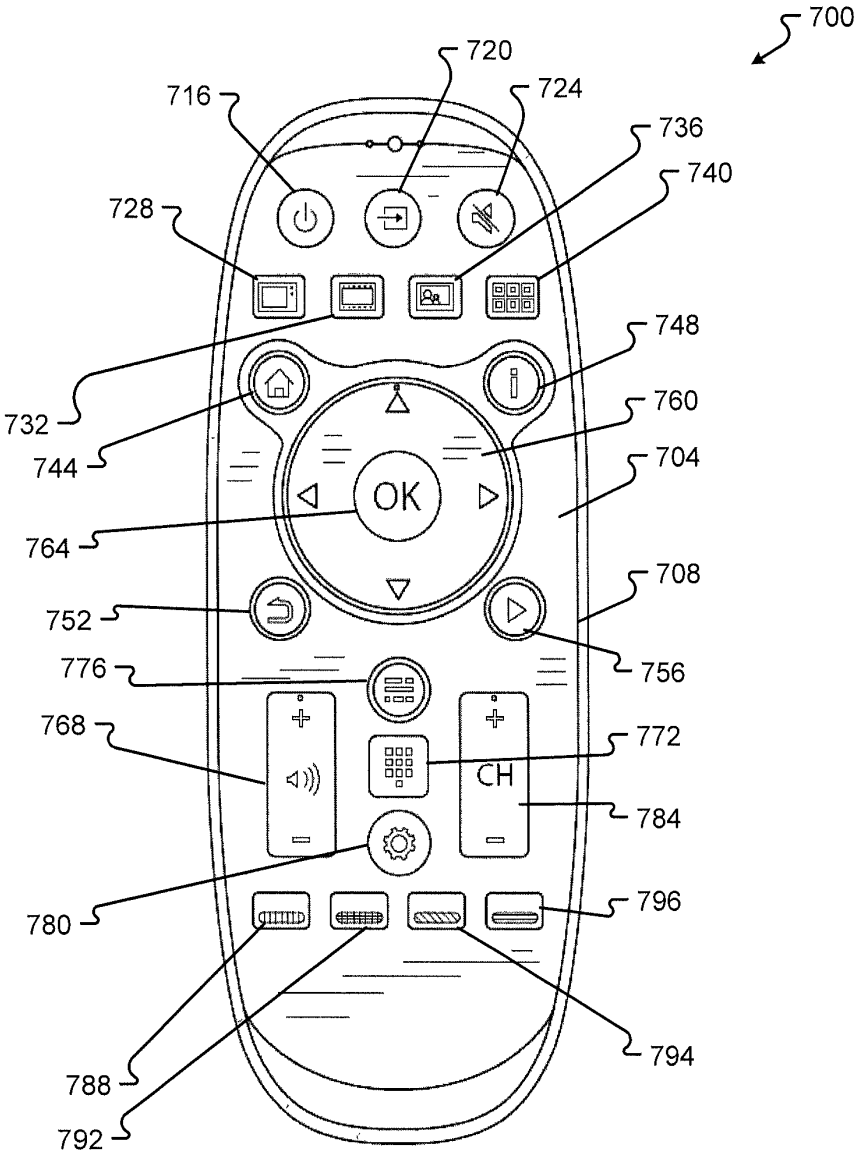
700
720
716
724
736
740
728
748
732
760
744
704
OK
764
708
752
756
776
768
772
CH
784
780
796
794
788
792

Fig. 7

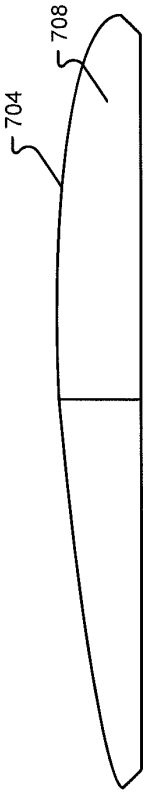

Fig. 8

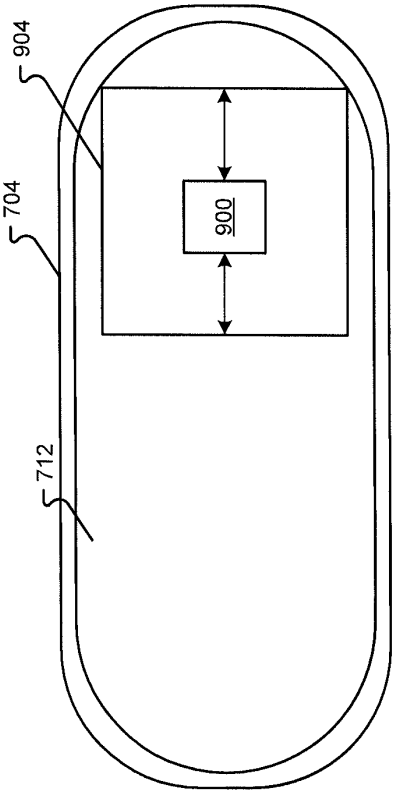

Fig. 9A

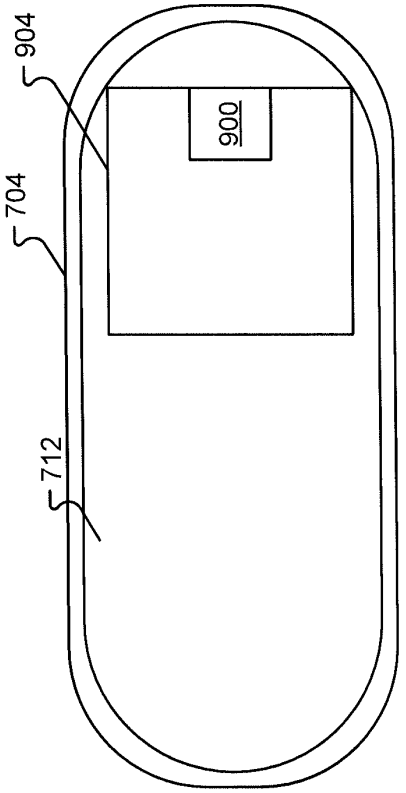

Fig. 9B

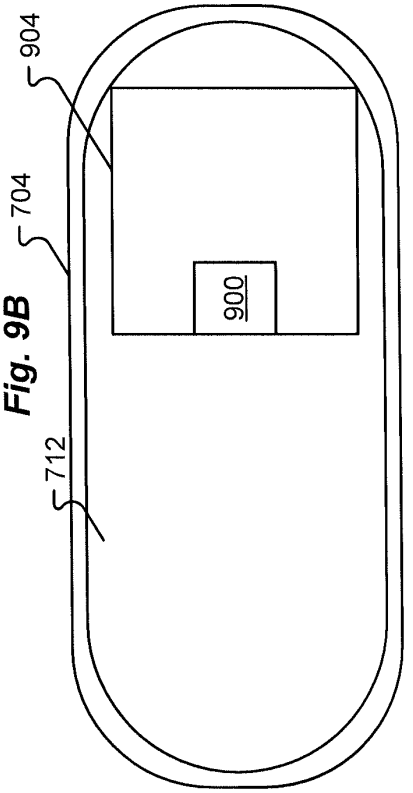

Fig. 9C

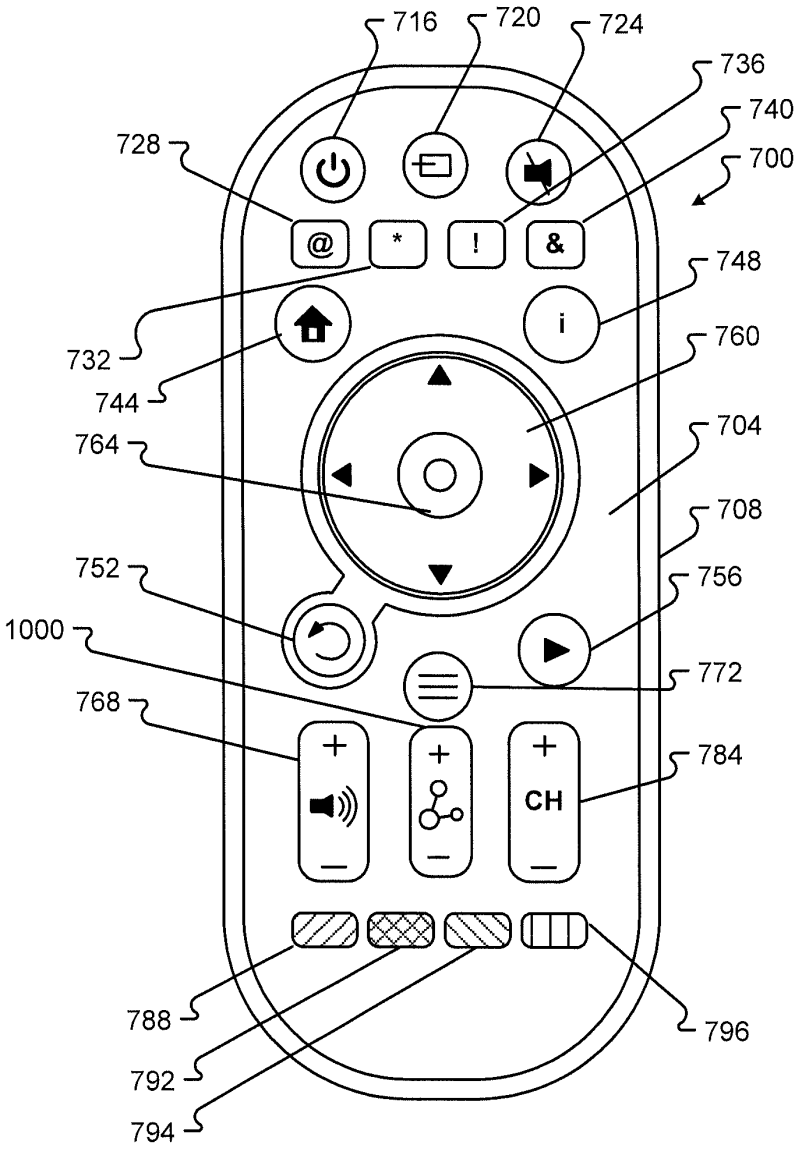
716
720
724
736
740
700
728
@
*
!
&
748
i
732
744
760
764
704
708
752
756
1000
772
768
784
CH
788
792
794
796

Fig. 10

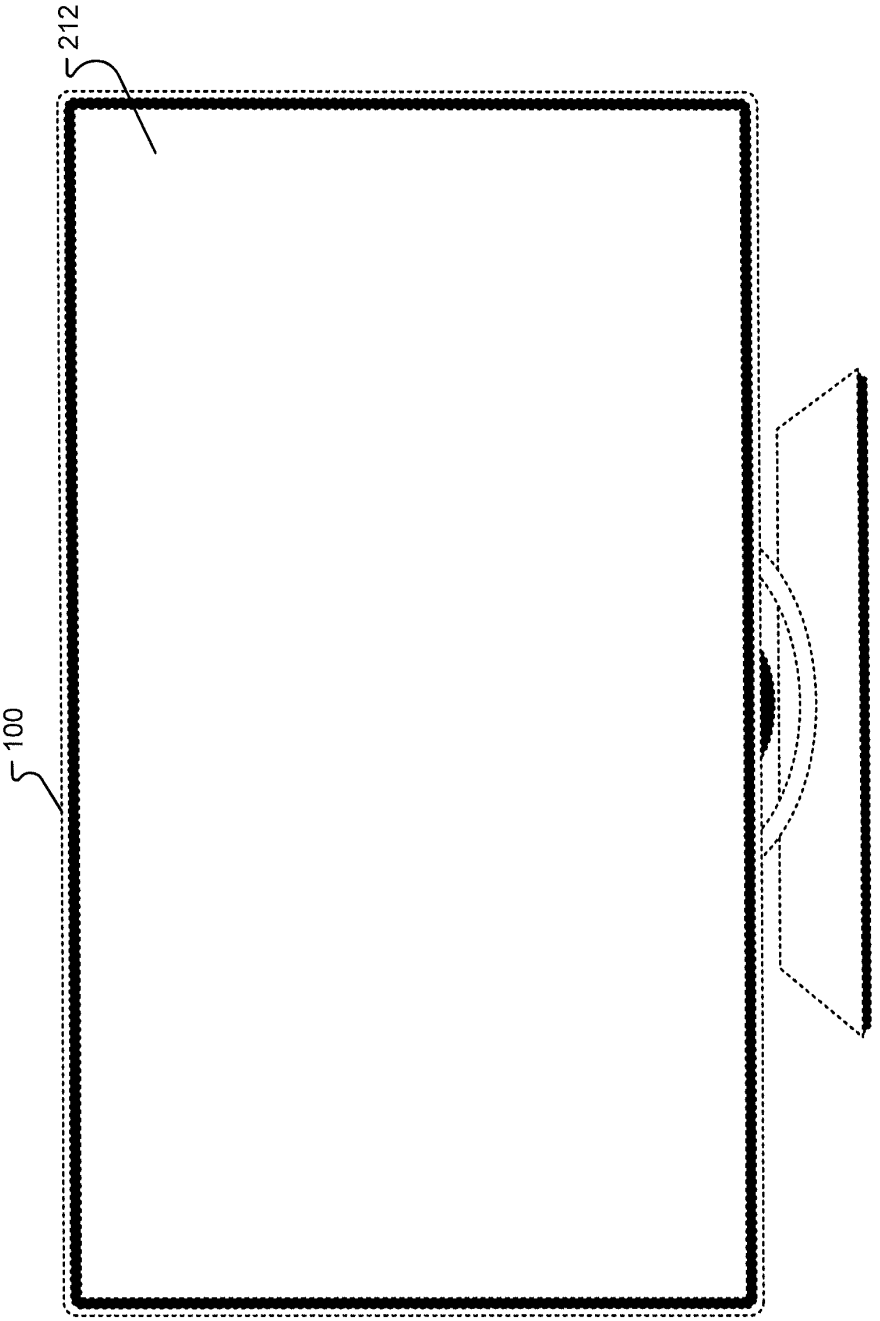

Fig. 11A

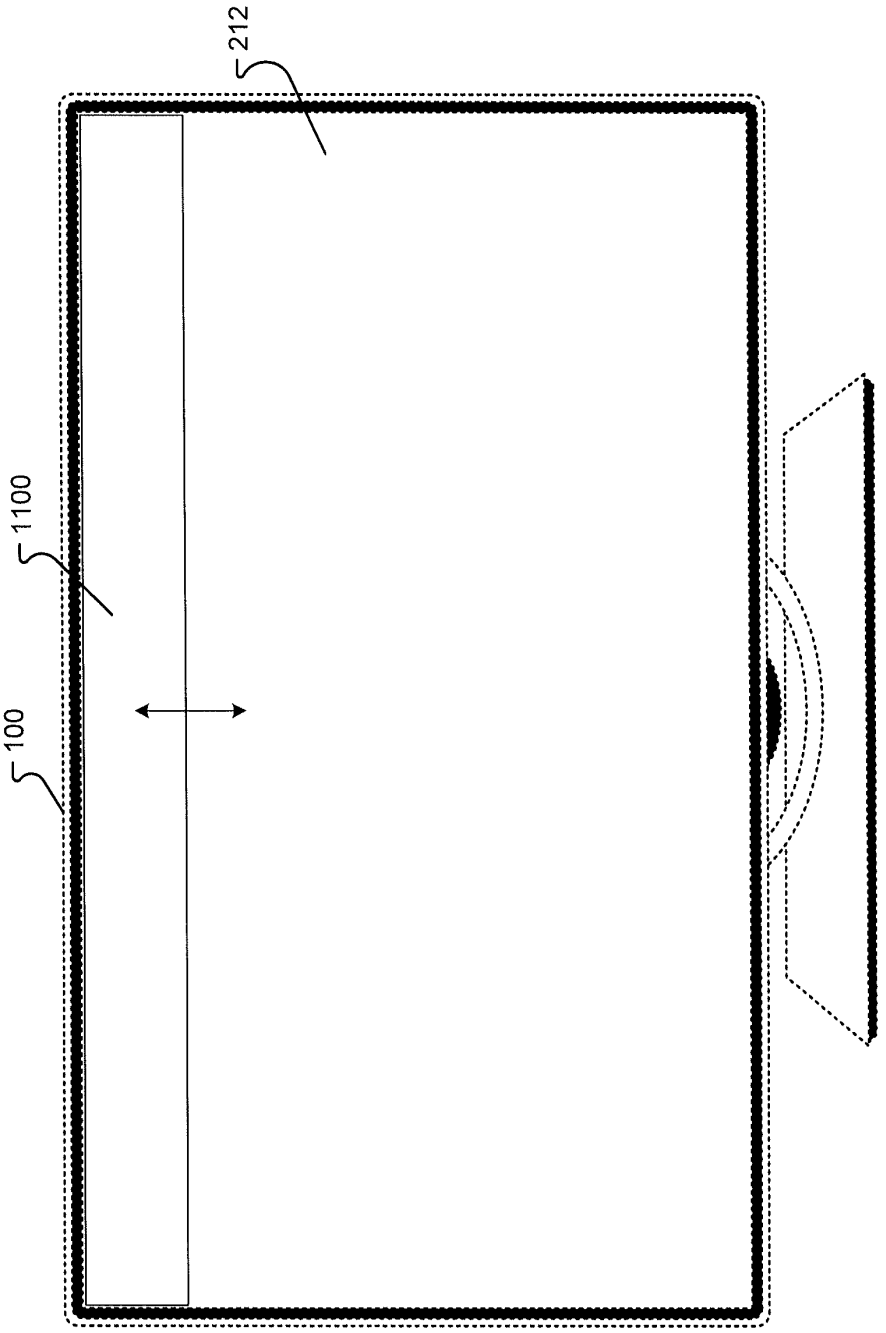

Fig. 11B

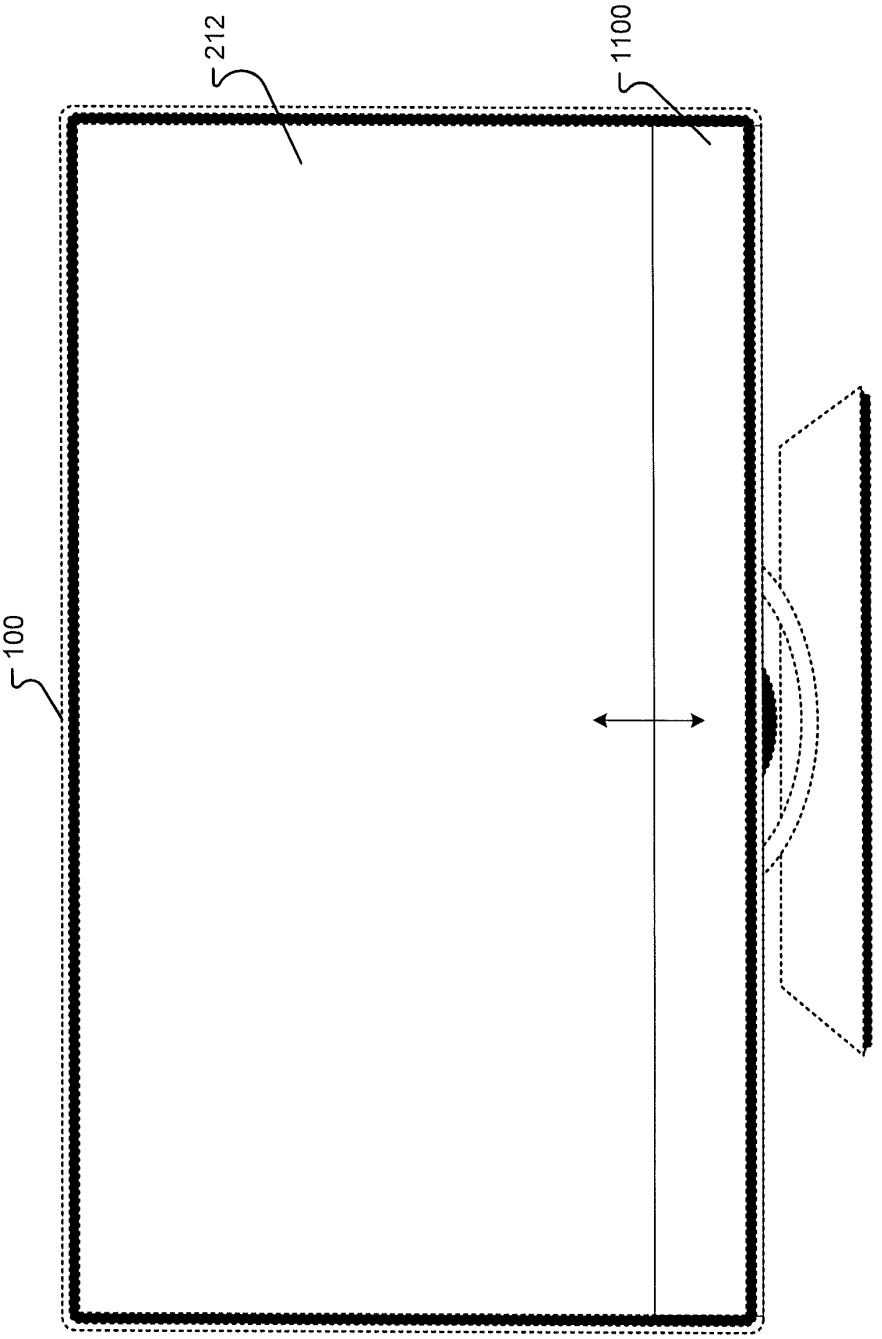

Fig. 11C

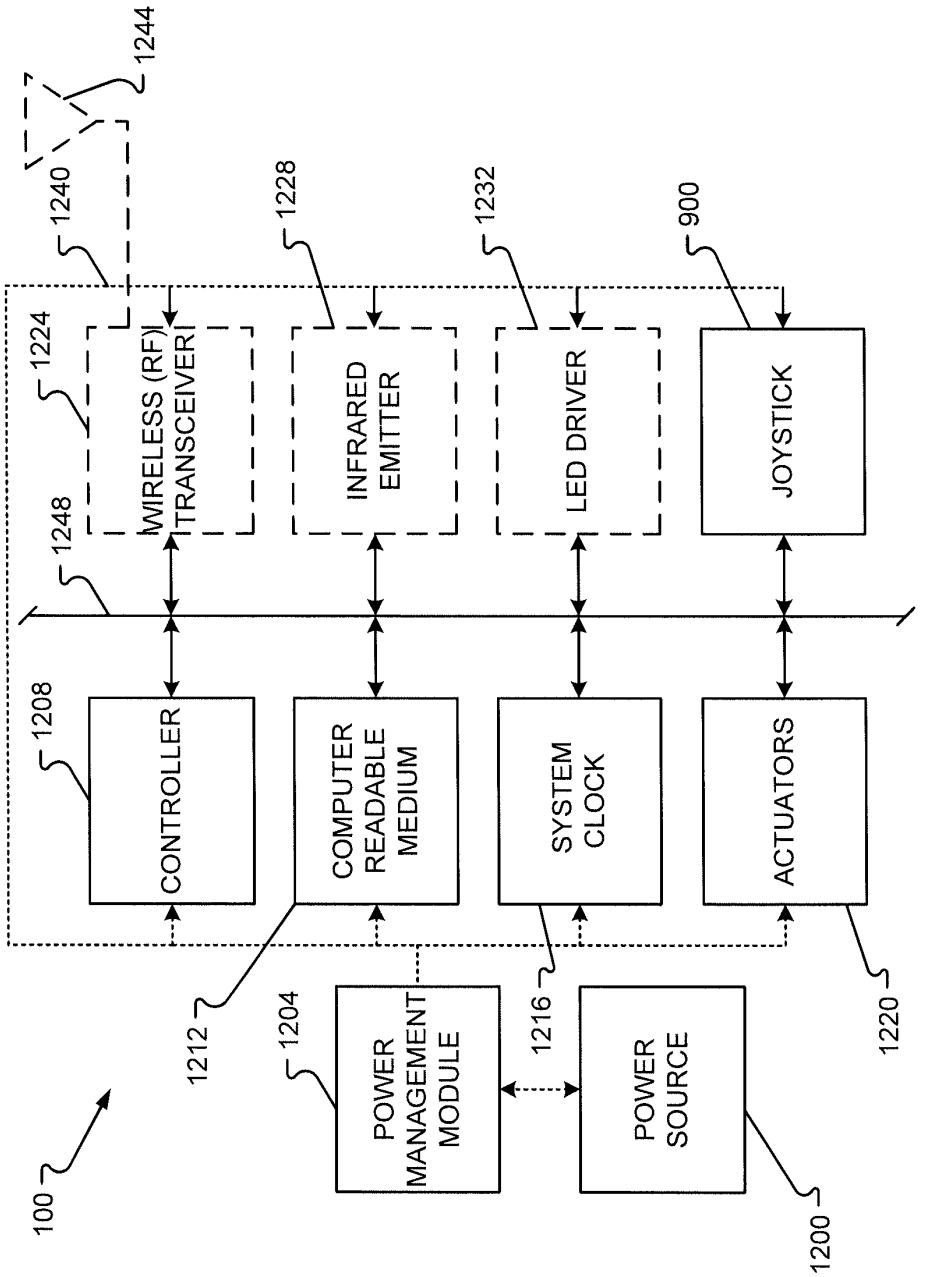
1244
1240
1224
1248
1208
WIRELESS (RF) TRANSCEIVER
CONTROLLER
1228
INFRARED EMITTER
COMPUTER READABLE MEDIUM
1232
LED DRIVER
SYSTEM CLOCK
900
JOYSTICK
ACTUATORS
1212
1204
POWER MANAGEMENT MODULE
1216
POWER SOURCE
1220
100
1200

Fig. 12

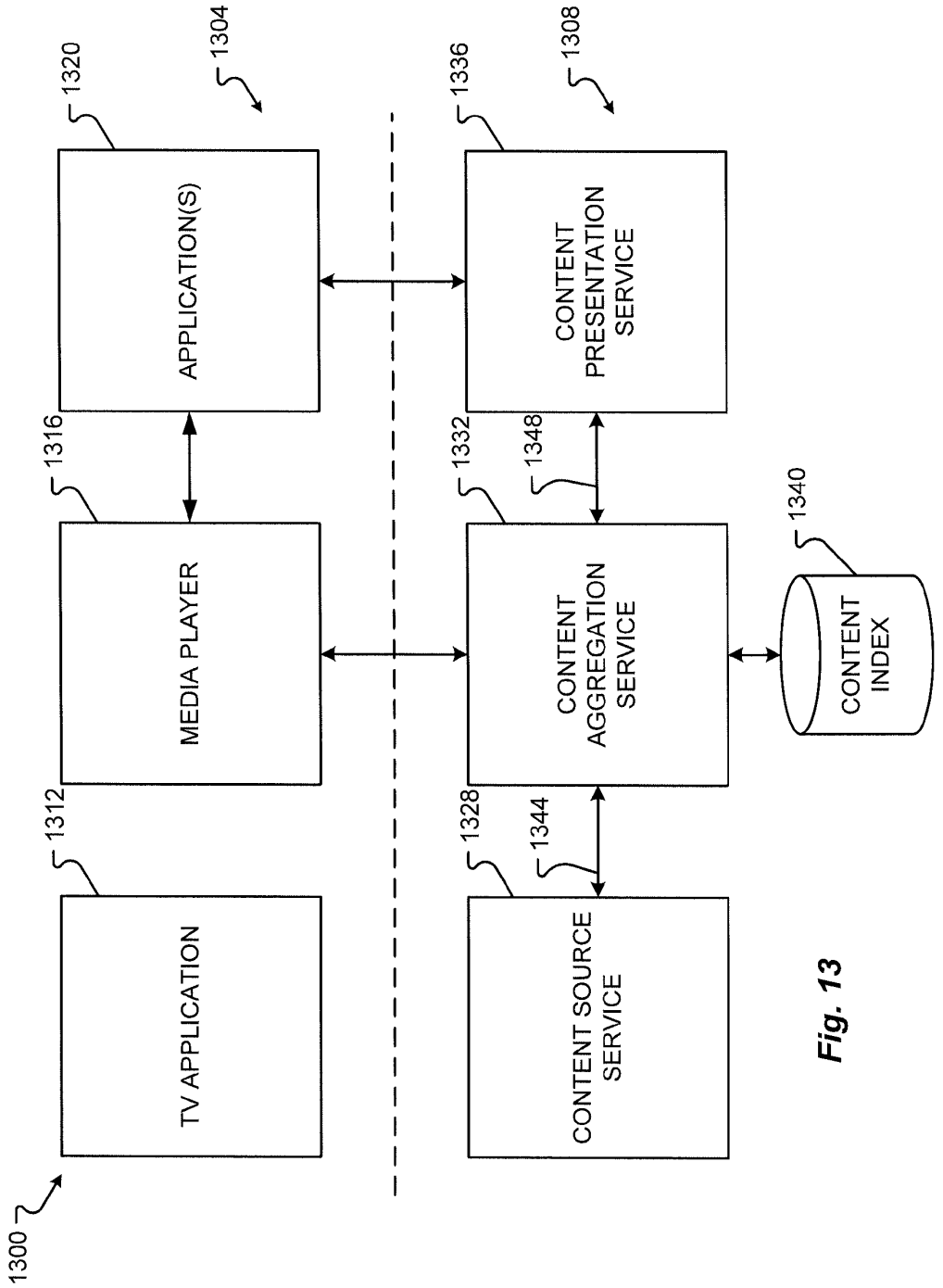
1300
1320
APPLICATION(S)
1304
1316
MEDIA PLAYER
1312
TV APPLICATION
1336
CONTENT PRESENTATION SERVICE
1308
1348
1332
CONTENT AGGREGATION SERVICE
1340
CONTENT INDEX
1344
1328
CONTENT SOURCE SERVICE

Fig. 13

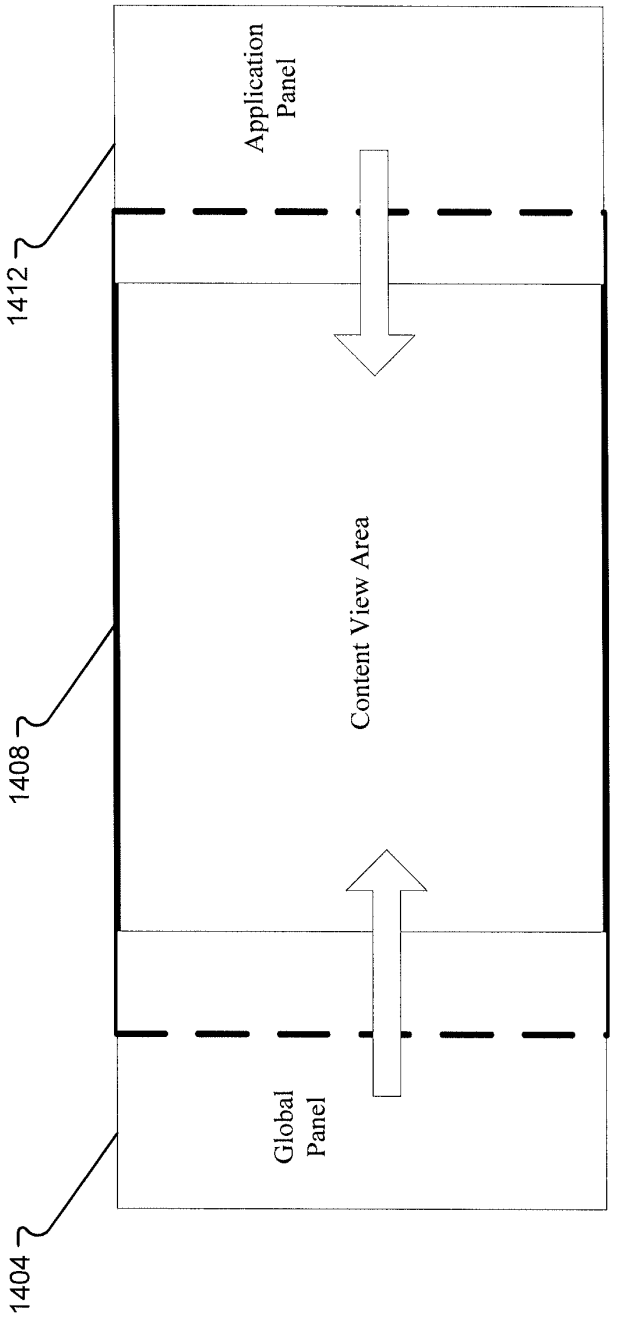
1404
1408
1412
Global Panel
Content View Area
Application Panel

Fig. 14

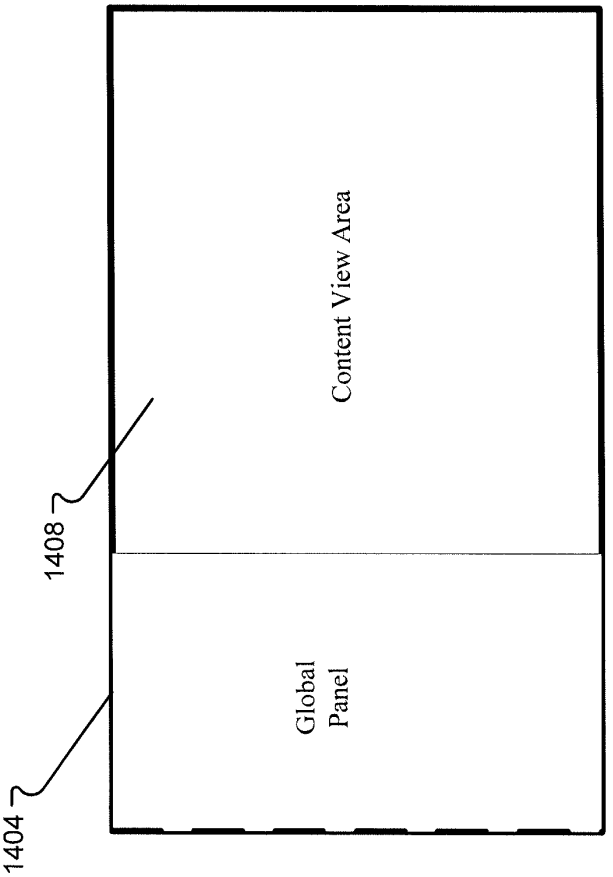

Fig. 15A

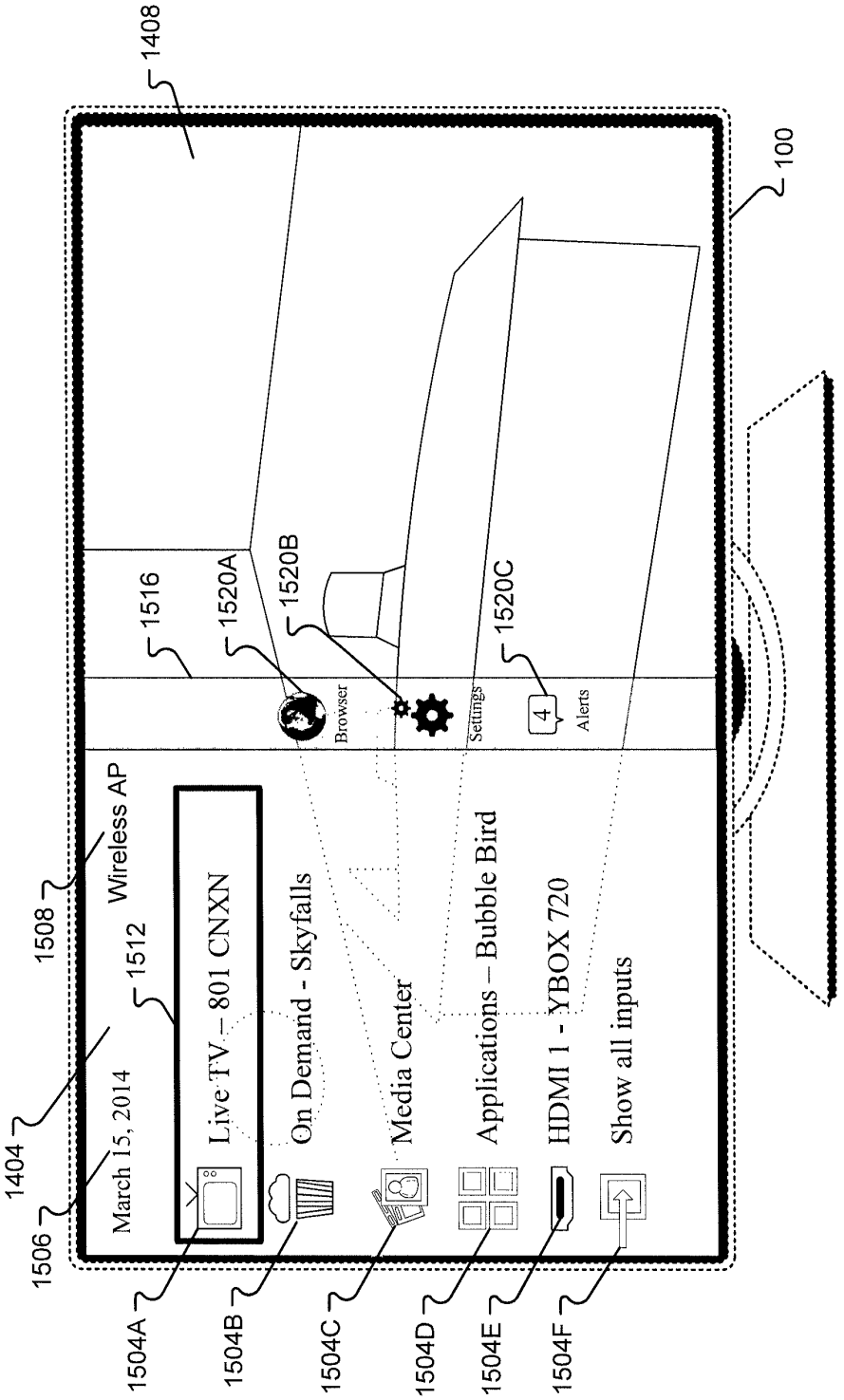
1408
100
1516
1520A
1520B
1520C
Browser
Settings
4
Alerts
1508
Wireless AP
1512
Live TV – 801 CNXN
On Demand - Skyfalls
Media Center
Applications – Bubble Bird
HDMI 1 - YBOX 720
Show all inputs
1404
March 15, 2014
1506
1504A
1504B
1504C
1504D
1504E
1504F

Fig. 15B

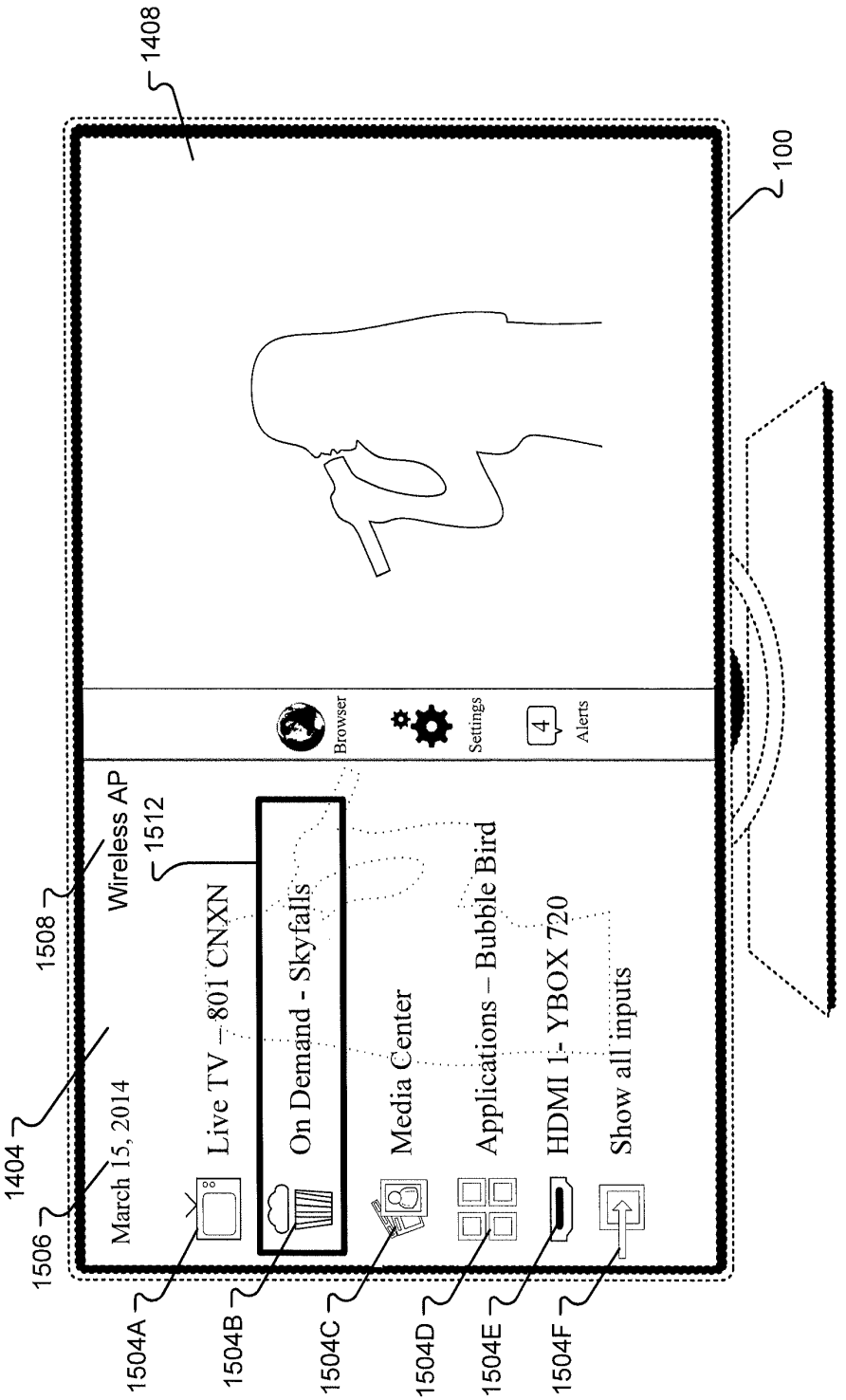
1408
100
Browser
Settings
4
Alerts
Wireless AP
1512
1508
1404
1506
March 15, 2014
Live TV – 801 CNXN
On Demand - Skyfalls
Media Center
Applications – Bubble Bird
HDMI 1- YBOX 720
Show all inputs
1504A
1504B
1504C
1504D
1504E
1504F

Fig. 15C

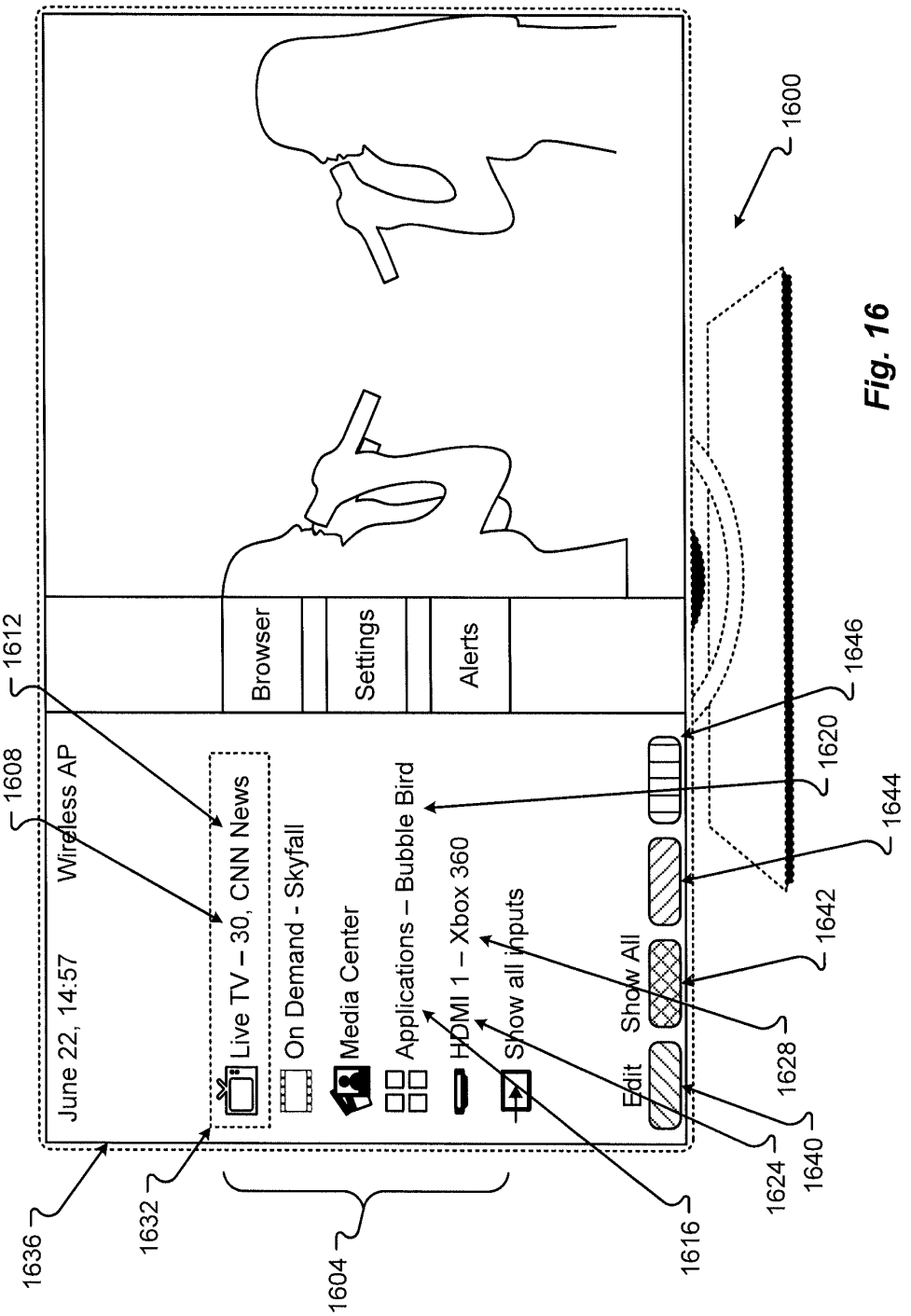
1600
1612
1608
Browser
Settings
Alerts
June 22, 14:57
Wireless AP
Live TV – 30, CNN News
On Demand - Skyfall
Media Center
Applications – Bubble Bird
HDMI 1 – Xbox 360
Show all inputs
Edit
Show All
1646
1620
1644
1642
1628
1640
1624
1616
1604
1632
1636

Fig. 16

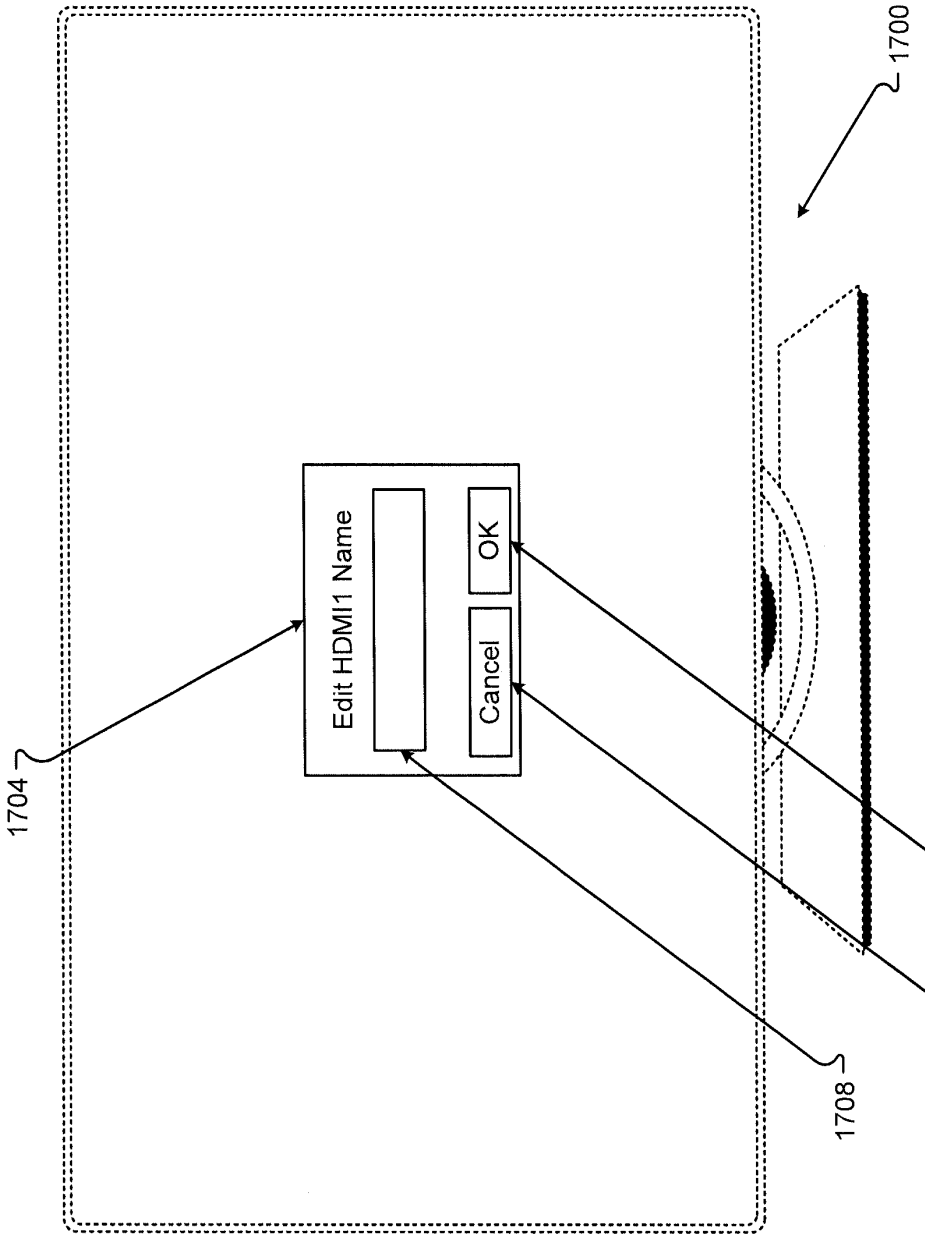

Fig. 17

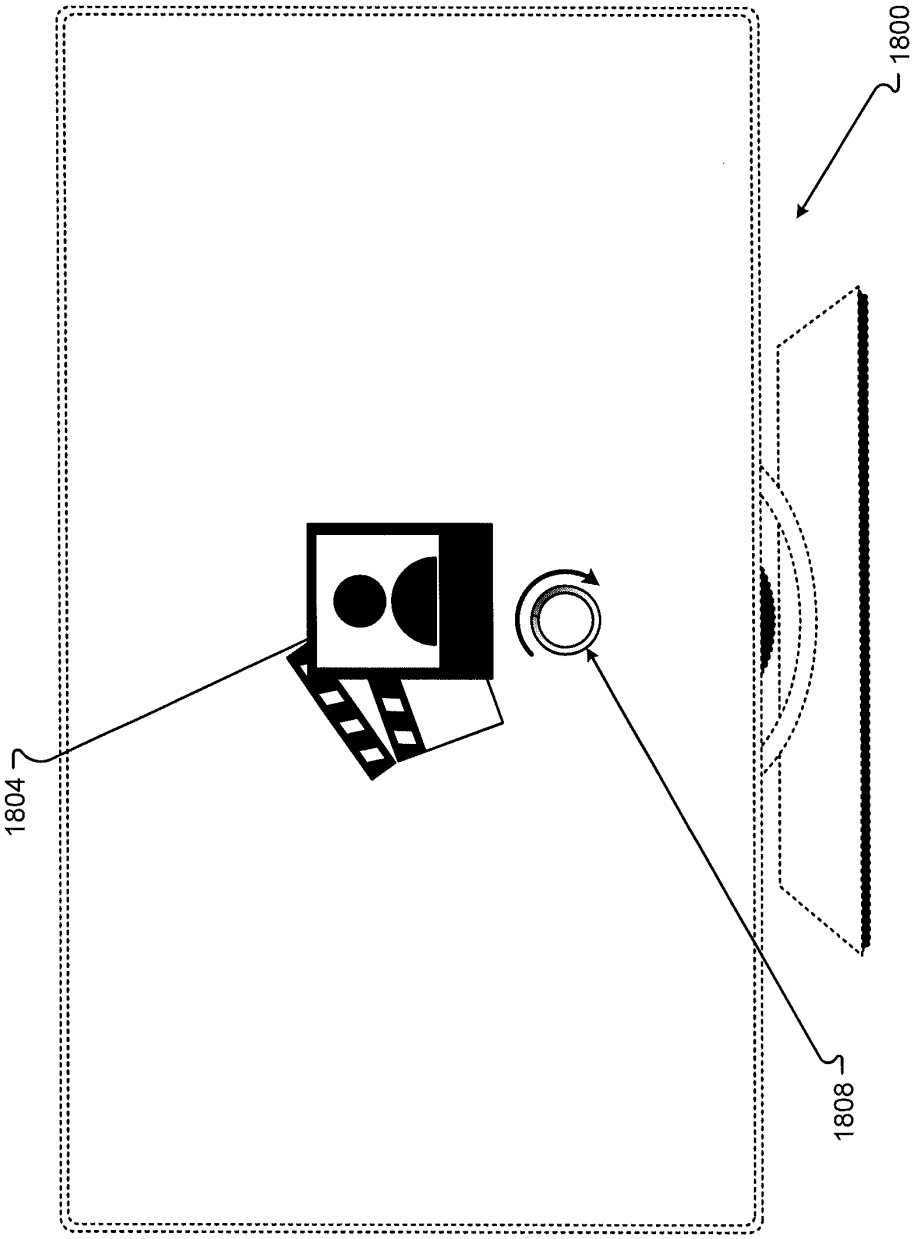

Fig. 18

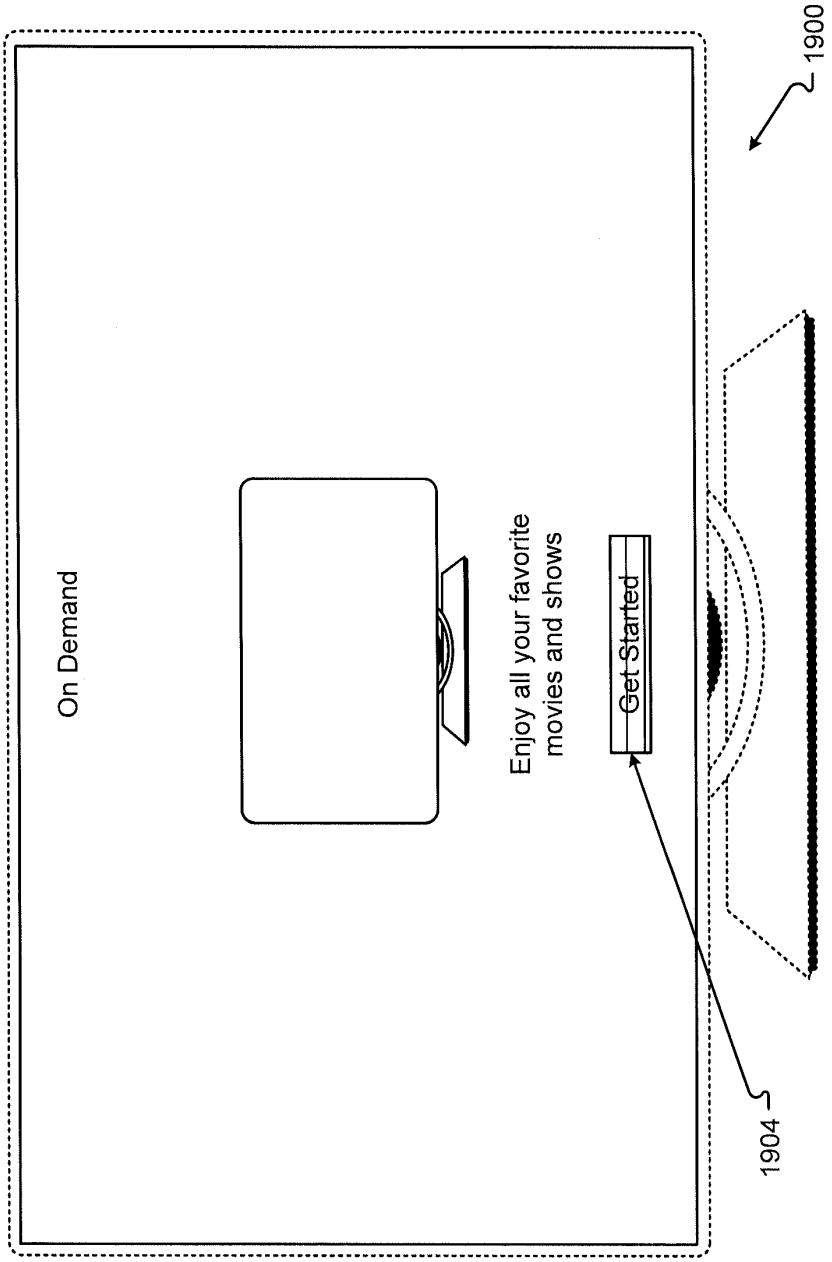
On Demand
Enjoy all your favorite movies and shows
Get Started
1900
1904

Fig. 19A

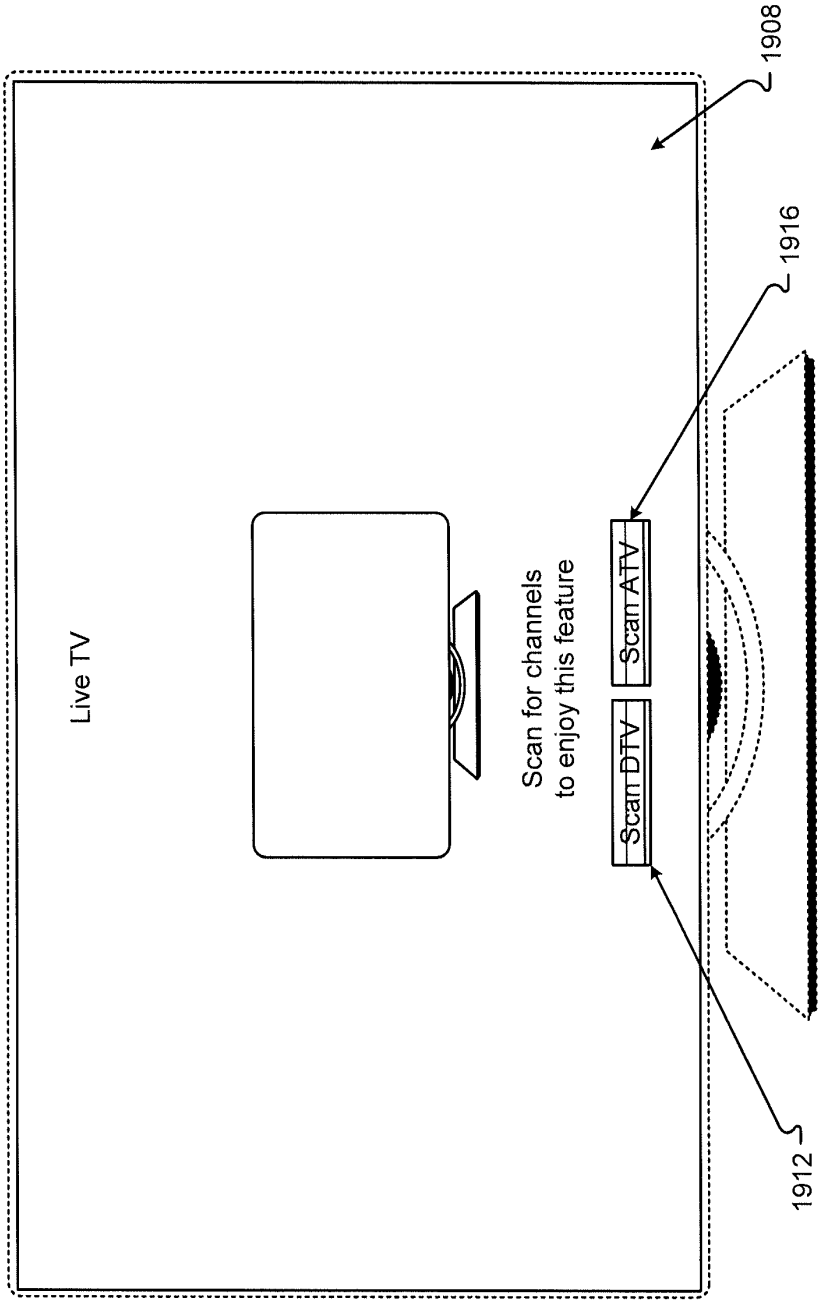
1908
1916
Live TV
Scan for channels
to enjoy this feature
Scan ATV
Scan DTV
1912

Fig. 19B

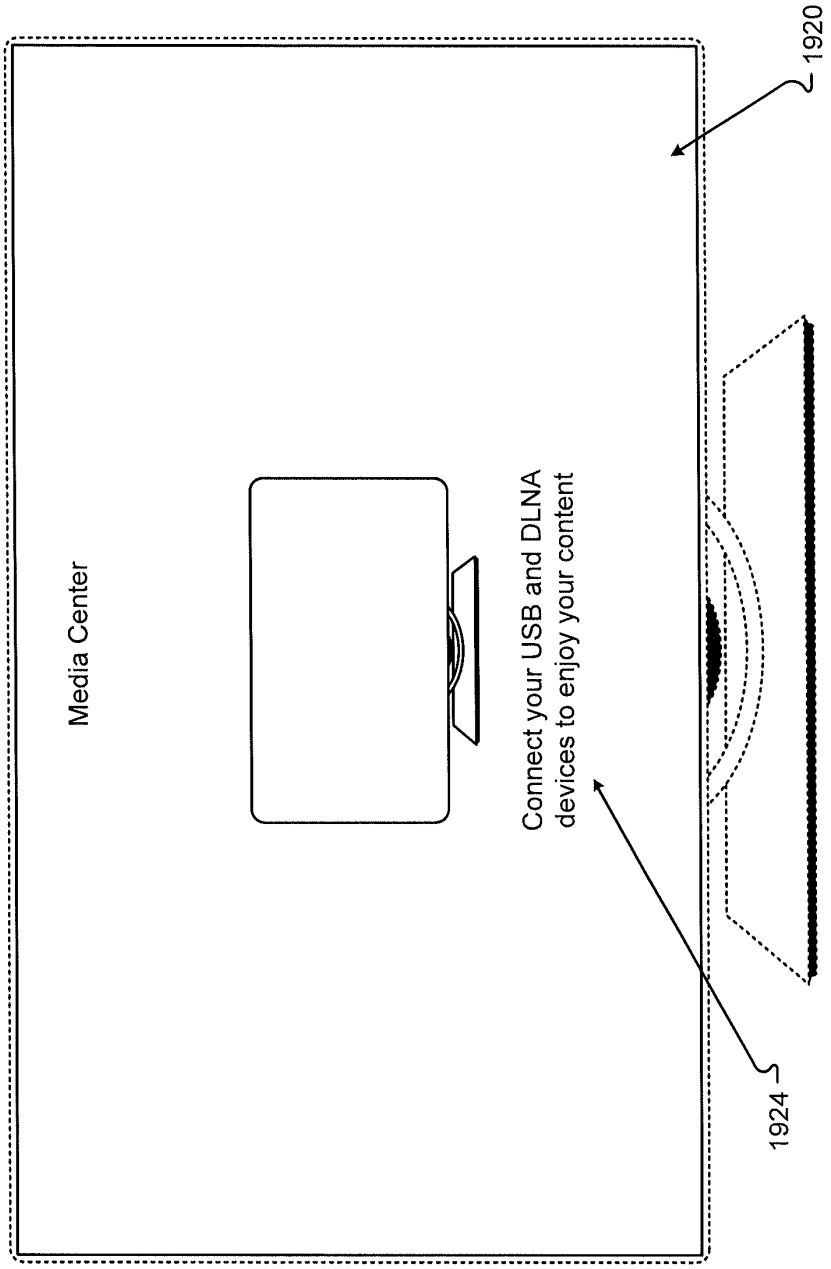
1920
Media Center
Connect your USB and DLNA devices to enjoy your content
1924

Fig. 19C

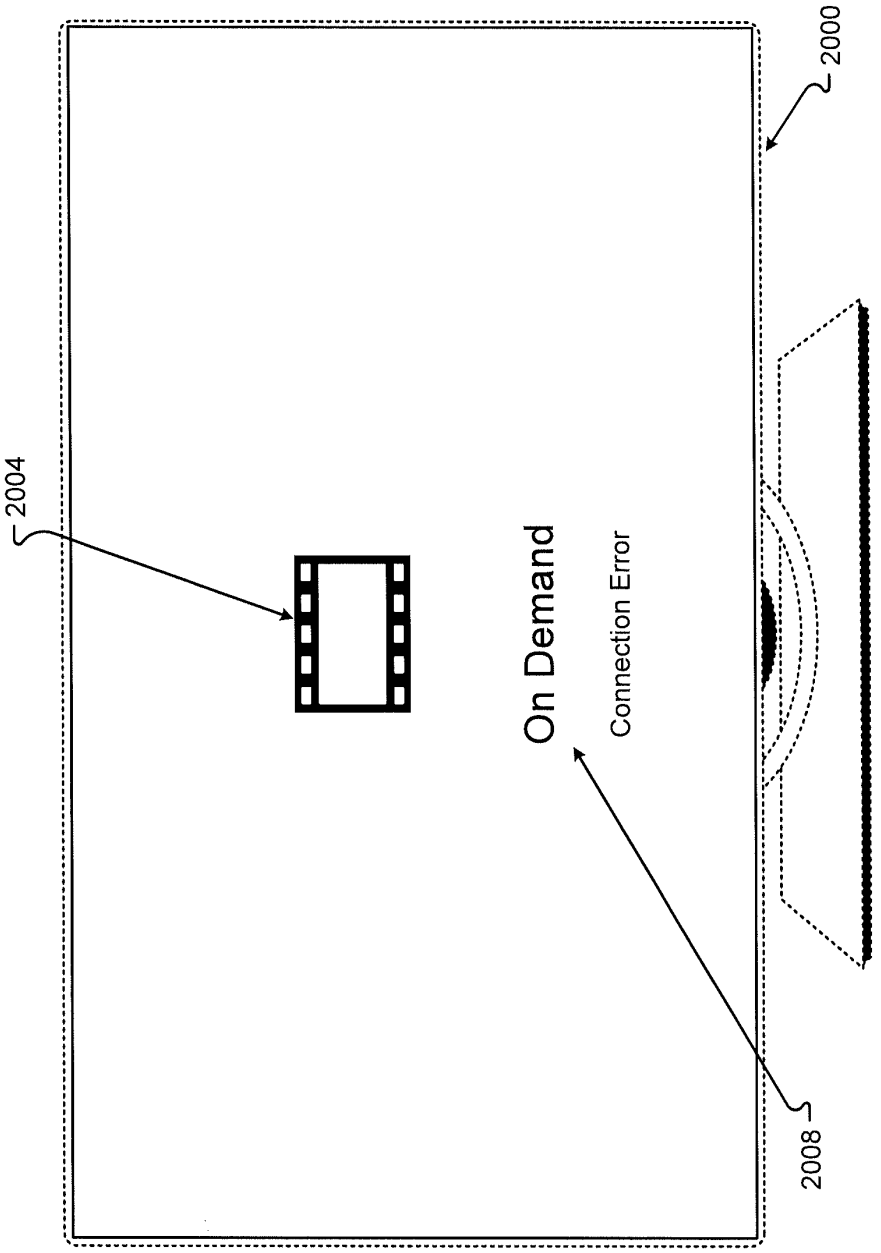

Fig. 20A

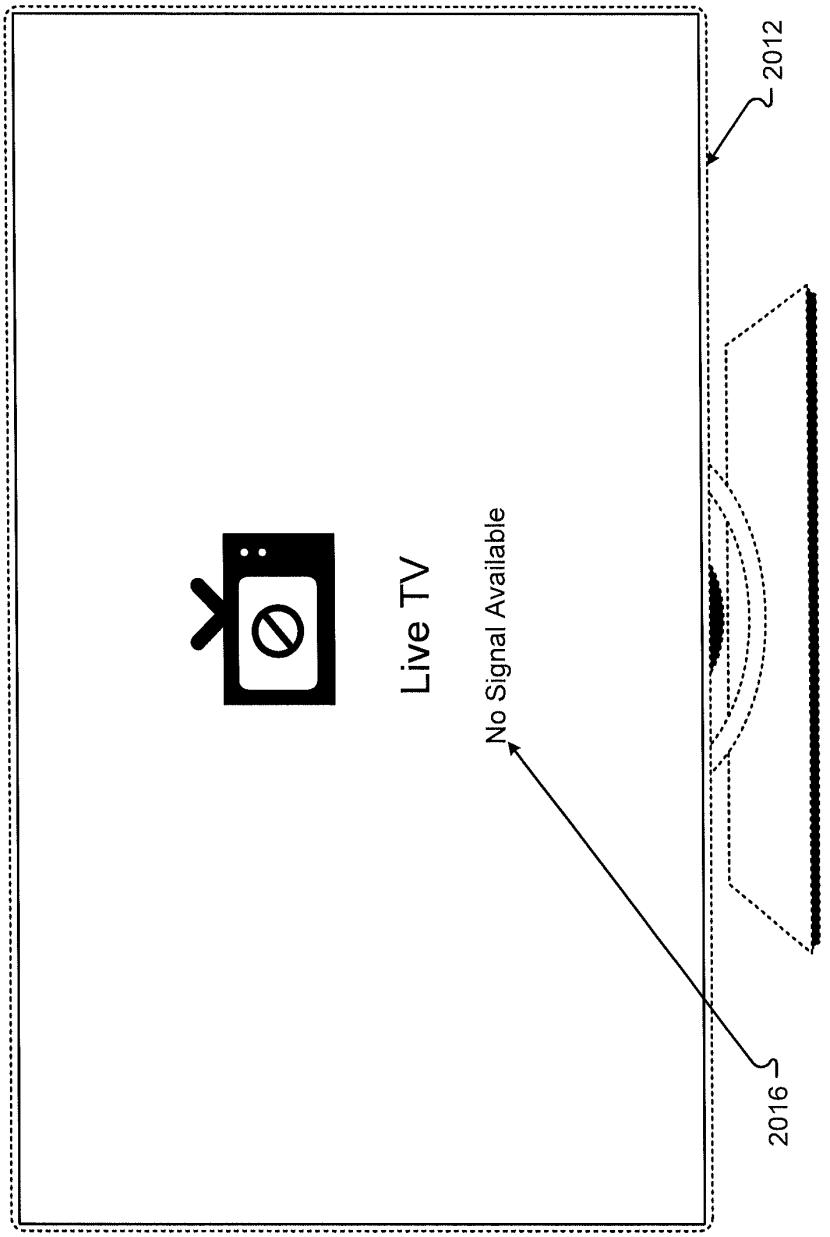

Fig. 20B

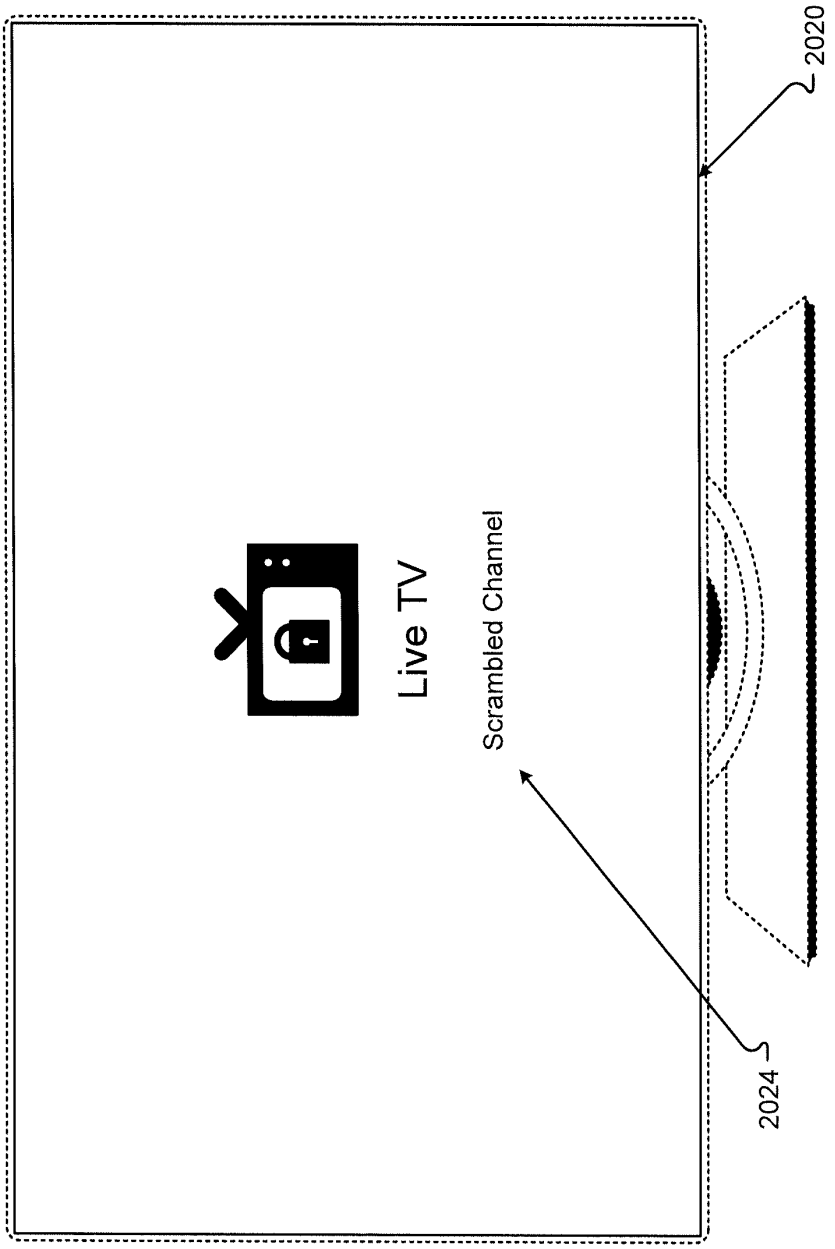

Fig. 20C

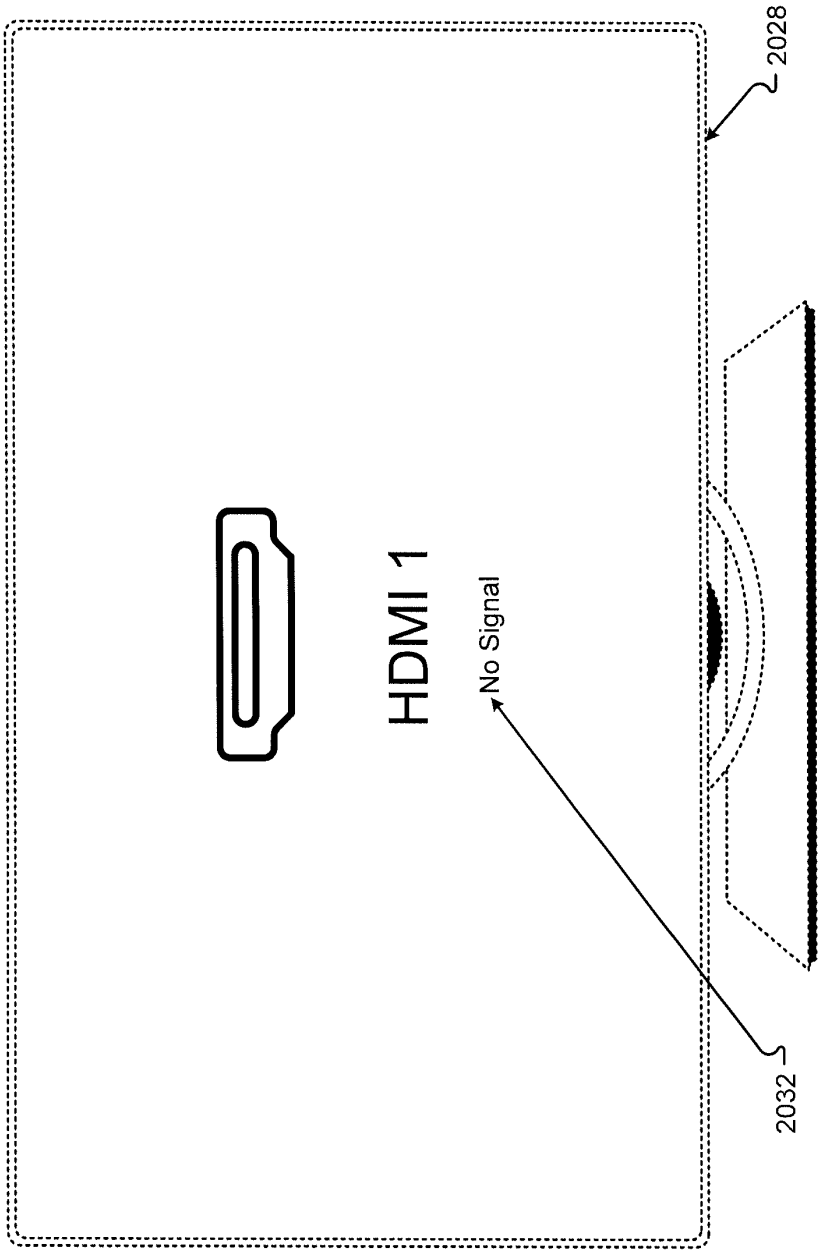

Fig. 20D

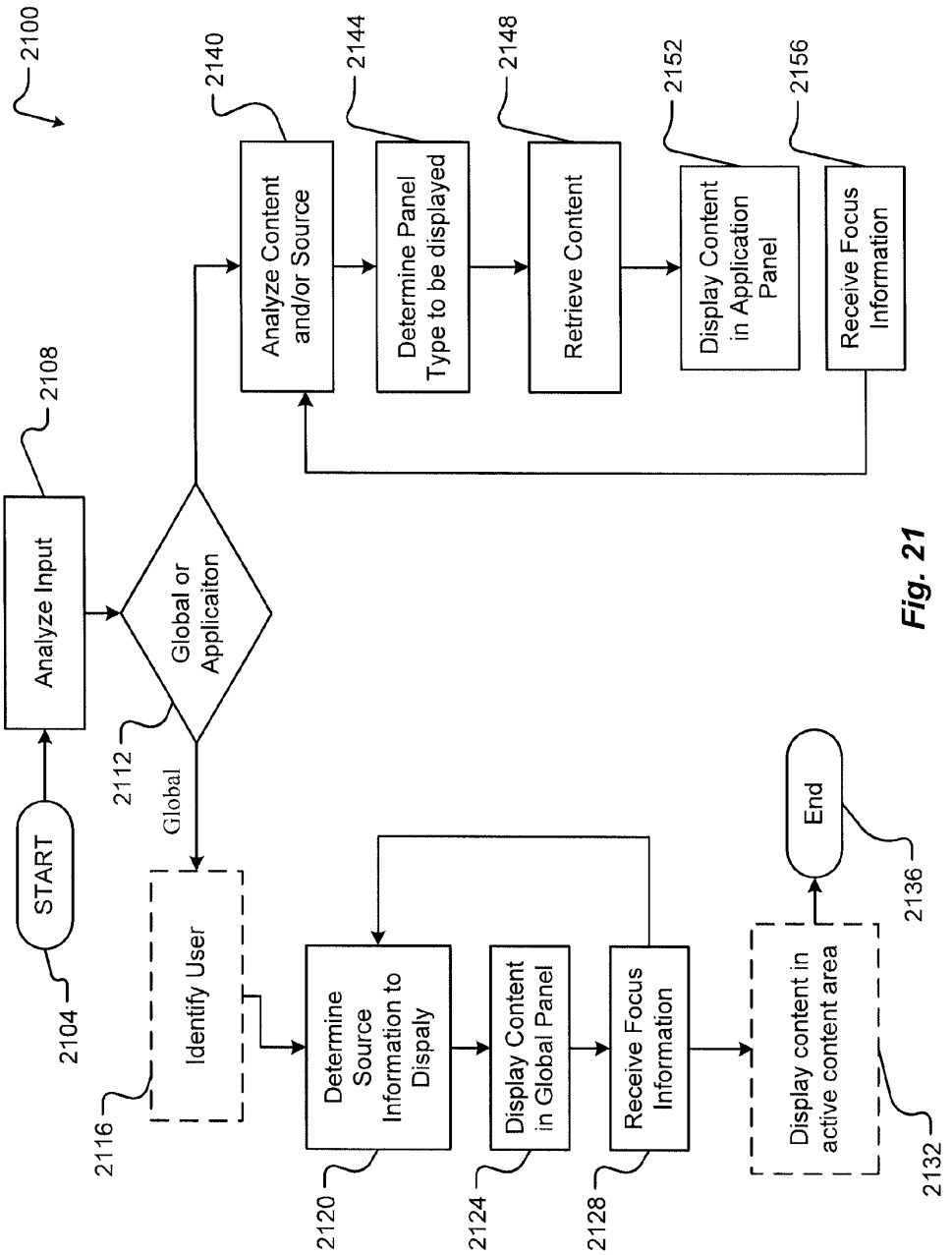
2100
START
2104
Analyze Input
2108
Global or Applicaiton
2112
Global
Identify User
2116
Analyze Content and/or Source
2140
Determine Panel Type to be displayed
2144
Retrieve Content
2148
Display Content in Application Panel
2152
Receive Focus Information
2156
Determine Source Information to Dispaly
2120
Display Content in Global Panel
2124
Receive Focus Information
2128
Display content in active content area
2132
End
2136

Fig. 21

GLOBAL PANEL

CROSS REFERENCE TO RELATED APPLICATION

The present application is a continuation of and claims priority to U.S. patent application Ser. No. 13/970,374 filed Aug. 19, 2013 entitled "Global Panel"; Ser. No. 13/968,665 filed Aug. 16, 2013 entitled "Panel User Interface for an Intelligent Television"; Ser. No. 13/969,179 filed Aug. 16, 2013 entitled "Intelligent Channel Changing"; Ser. No. 13/969,588 filed Aug. 18, 2013 entitled "Panel User Interface for an Intelligent Television"; and Ser. No. 13/970,355 filed Aug. 19, 2013 entitled "Content-Sensitive and Context-Sensitive User Interface for an Intelligent Television"; each of which claims the benefits of and priority, under 35 U.S.C. §119(e), to U.S. Provisional Application Ser. No. 61/684,672 filed Aug. 17, 2012, "Smart TV"; 61/702,650 filed Sep. 18, 2012, "Smart TV"; 61/697,710 filed Sep. 6, 2012, "Social TV"; 61/700,182 filed Sep. 12, 2012, "Social TV Roadmap"; 61/736,692 filed Dec. 13, 2012, "SmartTV"; 61/798,821 filed Mar. 15, 2013, "SmartTV"; 61/804,942 filed Mar. 25, 2013, "SmartTV"; 61/804,998 filed Mar. 25, 2013, "SmartTV"; 61/804,971 filed Mar. 25, 2013, "SmartTV"; 61/804,990 filed Mar. 25, 2013, "SmartTV"; 61/805,003 filed Mar. 25, 2013, "SmartTV"; 61/805,053 filed Mar. 25, 2013, "SmartTV"; 61/805,030 filed Mar. 25, 2013, "SmartTV"; 61/805,027 filed Mar. 25, 2013, "SmartTV"; 61/805,042 filed Mar. 25, 2013, "SmartTV"; and 61/805,038 filed Mar. 25, 2013, "SmartTV." The present application is also a continuation of and claims priority to U.S. patent application Ser. No. 14/418,969 filed Feb. 2, 2015, entitled "Methods and Displays for Providing Intelligent Television Badges," which is a national stage application under 35 U.S.C. 371 of PCT Application No. PCT/US13/36826, having an international filing date of Apr. 16, 2013, which claims the benefits of and priority, under 35 U.S.C. §119(e), to U.S. Provisional Application Ser. No. 61/684,672 filed Aug. 17, 2012, "Smart TV"; 61/702,650 filed Sep. 18, 2012, "Smart TV"; 61/697,710 filed Sep. 6, 2012, "Social TV"; 61/700,182 filed Sep. 12, 2012, "Social TV Roadmap"; 61/736,692 filed Dec. 13, 2012, "SmartTV"; 61/798,821 filed Mar. 15, 2013, "SmartTV"; 61/804,942 filed Mar. 25, 2013, "SmartTV"; 61/804,998 filed Mar. 25, 2013, "SmartTV"; 61/804,971 filed Mar. 25, 2013, "SmartTV"; 61/804,990 filed Mar. 25, 2013, "SmartTV"; 61/805,003 filed Mar. 25, 2013, "SmartTV"; 61/805,053 filed Mar. 25, 2013, "SmartTV"; 61/805,030 filed Mar. 25, 2013, "SmartTV"; 61/805,027 filed Mar. 25, 2013, "SmartTV"; 61/805,042 filed Mar. 25, 2013, "SmartTV"; and 61/805,038 filed Mar. 25, 2013, "SmartTV." Each of the aforementioned documents is incorporated herein by reference in their entirety for all that they teach and for all purposes.

BACKGROUND

Consolidation of device features or technological convergence is in an increasing trend. Technological convergence describes the tendency for different technological systems to evolve toward performing similar tasks. As people use more devices, the need to carry those devices, charge those devices, update software on those devices, etc. becomes more cumbersome. To compensate for these problems, technology companies have been integrating features from different devices into one or two multi-functional devices. For example, cellular phones are now capable of accessing the Internet, taking photographs, providing calendar functions, etc.

The consolidation trend is now affecting the design and functionality of devices generally used in the home. For example, audio receivers can access the Internet, digital video recorders can store or provide access to digital photographs, etc. The television in home audio/video systems remains a cornerstone device because the display function cannot be integrated into other devices. As such, consolidating home devices leads to integrating features and functionality into the television. The emergence of the Smart Television (Smart TV) is evidence of the trend to consolidate functionality into the television.

A Smart TV is generally conceived as a device that integrates access to the Internet and Web 2.0 features into television sets. The Smart TV represents the trend of technological convergence between computers and television sets. The Smart TV generally focuses on online interactive media, Internet TV, on-demand streaming media, and generally does not focus on traditional broadcast media. Unfortunately, most Smart TVs have yet to provide seamless and intuitive user interfaces for navigating and/or executing the various features of the Smart TV. As such, there are still issues with the consolidation of features and the presentation of these features in Smart TVs.

SUMMARY

There is a need for an Intelligent TV with intuitive user interfaces and with seamless user interaction capability. These and other needs are addressed by the various aspects, embodiments, and/or configurations of the present disclosure. Also, while the disclosure is presented in terms of exemplary embodiments, it should be appreciated that individual aspects of the disclosure can be separately claimed.

In various embodiments, the present disclosure relates to methods of displaying content on a television, comprising: receiving an indication associated with a selection by a user; determining, based on the received indication, a global panel to display via the television; retrieving from memory, a first content information for display in the global panel; and displaying, via the television, the retrieved content information in the specified global panel.

In some embodiments, the present disclosure relates to non-transitory computer readable information storage mediums having stored thereon instructions that cause a computing system to execute a method of displaying content on a television, comprising: receiving an indication associated with a selection by a user; determining, based on the received indication, a global panel to display via the television; retrieving from memory, a first content information for display in the global panel; and displaying, via the television, the retrieved content information in the specified global panel.

In further embodiments, the present disclosure relates to systems for displaying content on a television, comprising: an input device associated with the television; a memory; and a microprocessor operable to: receive an indication associated with a selection by a user; determine, based on the received indication, a global panel to display via the television; retrieve from the memory, a first content information for display in the global panel; and display, via the television, the retrieved content information in the specified global panel.

The present disclosure can provide a number of advantages depending on the particular aspect, embodiment, and/

or configuration. For example, the current disclosure provides a panel system that aides in the navigation of an intelligent television. For example, a multi-panel system is provided that satisfies the following: allows a user to watch a primary program while surfing the internet, checking social media, and checking a system error, etc. Moreover, information may be displayed in one content area that specifically depends on or contextually dependent on the primary program or active content area. The panel system allows for a same pattern of navigation—all resulting in a unified experience for a user. In another area, an application panel is provided that allows quick access to core functionality, provides an unobtrusive design which allows for the active media to always be in view, provides a consistent user experience across all applications, and provides focused contextual content.

Another advantage is easy navigation in on-demand programming and allowing for consumers' increased demand for multi-sourced content. Thus, the user interface is flexible, reliable, and consistent across different applications.

The global panel in on demand includes various views. The video on demand interaction framework is flexible so different content providers can populate the content into the views in video on demand by providing a back end data source. Most views in video on demand have multiple components; some components are mandatory and others are optional. Content providers can pick and choose the components that go into each view based on the structure and availability of their media content. Multiple variations allow the user a rich, elegant, and intelligent navigational experience.

The global panel provides customized information. The navigation pattern and content layout remains consistent. Key benefits of the global panel includes: quick access to core functionality, unobtrusive design allowing the active video to always be in view, consistent user experience, and focused contextual content.

As consumers are demanding more access to content, the trend of viewing live and on-demand programming accelerates. The panel system provides quick access to extended functionality while still maintaining visibility into the main content view. The panel system allows the user to continue watching a primary program while surfing, checking social media, checking a system error, etc. The panel system is easy to navigate and contextually relevant, designed to provide quick access to extended functionality while still maintaining visibility into the main content view. These and other advantages will be apparent from the disclosure.

The phrases "at least one", "one or more", and "and/or" are open-ended expressions that are both conjunctive and disjunctive in operation. For example, each of the expressions "at least one of A, B and C", "at least one of A, B, or C", "one or more of A, B, and C", "one or more of A, B, or C" and "A, B, and/or C" means A alone, B alone, C alone, A and B together, A and C together, B and C together, or A, B and C together.

The term "a" or "an" entity refers to one or more of that entity. As such, the terms "a" (or "an"), "one or more" and "at least one" can be used interchangeably herein. It is also to be noted that the terms "comprising", "including", and "having" can be used interchangeably.

The term "automatic" and variations thereof, as used herein, refers to any process or operation done without material human input when the process or operation is performed. However, a process or operation can be automatic, even though performance of the process or operation uses material or immaterial human input, if the input is received before performance of the process or operation. Human input is deemed to be material if such input influences how the process or operation will be performed. Human input that consents to the performance of the process or operation is not deemed to be "material."

A "blog" (a blend of the term web log) is a type of website or part of a website supposed to be updated with new content from time to time. Blogs are usually maintained by an individual with regular entries of commentary, descriptions of events, or other material such as graphics or video. Entries are commonly displayed in reverse-chronological order.

A "blogging service" is a blog-publishing service that allows private or multi-user blogs with time-stamped entries.

The term "cable TV" refers to a system of distributing television programs to subscribers via radio frequency (RF) signals transmitted through coaxial cables or light pulses through fiber-optic cables. This contrasts with traditional broadcast television (terrestrial television) in which the television signal is transmitted over the air by radio waves and received by a television antenna attached to the television.

The term "channel" or "television channel," as used herein, can be a physical or virtual channel over which a television station or television network is distributed. A physical cannel in analog television can be an amount of bandwidth, typically 6, 7, or 8 MHz, that occupies a predetermine channel frequency. A virtual channel is a representation, in cable or satellite television, of a data stream for a particular television media provider (e.g., CDS, TNT, HBO, etc.).

The term "computer-readable medium," as used herein, refers to any tangible storage and/or transmission medium that participate in providing instructions to a processor for execution. Such a medium may take many forms, including but not limited to, non-volatile media, volatile media, and transmission media. Non-volatile media includes, for example, NVRAM, or magnetic or optical disks. Volatile media includes dynamic memory, such as main memory. Common forms of computer-readable media include, for example, a floppy disk, a flexible disk, hard disk, magnetic tape, or any other magnetic medium, magneto-optical medium, a CD-ROM, any other optical medium, punch cards, paper tape, any other physical medium with patterns of holes, a RAM, a PROM, and EPROM, a FLASH-EPROM, a solid state medium like a memory card, any other memory chip or cartridge, a carrier wave as described hereinafter, or any other medium from which a computer can read. A digital file attachment to e-mail or other self-contained information archive or set of archives is considered a distribution medium equivalent to a tangible storage medium. When the computer-readable media is configured as a database, it is to be understood that the database may be any type of database, such as relational, hierarchical, object-oriented, and/or the like. Accordingly, the disclosure is considered to include a tangible storage medium or distribution medium and prior art-recognized equivalents and successor media, in which the software implementations of the present disclosure are stored.

The term "enhanced television" (ETV) refers to a collection of specifications developed under the OpenCable project of CableLabs (Cable Television Laboratories, Inc.) that define an ETV Application consisting of resources (files) adhering to the Enhanced TV Binary Interchange Format (EBIF) content format as well as PNG images, JPEG images, and PFR downloadable fonts. An ETV application is normally delivered through an MPEG transport stream

and accompanies an MPEG program containing video and audio elementary streams. An "ETV Application" is a collection of resources (files) that include one or more EBIF resources that represent viewable information in the form of pages. Two forms of a given ETV Application may be distinguished: (1) an interchange form and (2) an execution form. The interchange form of an ETV Application consists of the resources (files) that represent the compiled application prior to its actual execution by an ETV User Agent. The execution form of an ETV Application consists of the stored, and possibly mutated forms of these resources while being decoded, presented, and executed by an ETV User Agent. An "ETV User Agent" is a software component that operates on a set-top box, a television, or any other computing environment capable of receiving, decoding, presenting, and processing an ETV Application. This component usually provides, along with its host hardware environment, one or more mechanisms for an end-user to navigate and interact with the multimedia content represented by ETV Applications.

The term "high-definition television" (HDTV) provides a resolution that is substantially higher than that of standard-definition television. HDTV may be transmitted in various formats, namely 1080p-1920×1080p: 2,073,600 pixels (approximately 2.1 megapixels) per frame, 1080i (which is typically either 1920×1080i: 1,036,800 pixels (approximately 1 megapixel) per field or 2,073,600 pixels (approximately 2.1 megapixels) per frame or 1440×1080i:[1] 777, 600 pixels (approximately 0.8 megapixels) per field or 1,555,200 pixels (approximately 1.6 megapixels) per frame), or 720p-1280×720p: 921,600 pixels (approximately 0.9 megapixels) per frame. As will be appreciated, "frame size" in pixels is defined as number of horizontal pixels× number of vertical pixels, for example 1280×720 or 1920×1080. Often the number of horizontal pixels is implied from context and is omitted, as in the case of 720p and 1080p, "scanning system" is identified with the letter "p" for progressive scanning or "i" for interlaced scanning, and "frame rate" is identified as number of video frames per second. For interlaced systems an alternative form of specifying number of fields per second is often used. For purposes of this disclosure, "high-definition television" is deemed to include other high-definition analog or digital video formats, including ultra high definition television.

The term "internet television" (otherwise known as Internet TV, Online Television, or Online TV) is the digital distribution of television content via the Internet. It should not be confused with Web television—short programs or videos created by a wide variety of companies and individuals, or Internet protocol television (IPTV)—an emerging internet technology standard for use by television broadcasters. Internet Television is a general term that covers the delivery of television shows and other video content over the internet by video streaming technology, typically by major traditional television broadcasters. It does not describe a technology used to deliver content (see Internet protocol television). Internet television has become very popular through services such as RTÉ Player in Ireland; BBC iPlayer, 4oD, ITV Player (also STV Player and UTV Player) and Demand Five in the United Kingdom; Hulu in the United States; Nederland 24 in the Netherlands; ABC iview and Australia Live TV in Australia; Tivibu in Turkey; and iWanTV! in the Philippines.

The term "internet protocol television" (IPTV) refers to a system through which television services are delivered using the Internet protocol suite over a packet-switched network such as the Internet, instead of being delivered through traditional terrestrial, satellite signal, and cable television formats. IPTV services may be classified into three main groups, namely live television, with or without interactivity related to the current TV show; time-shifted television: catch-up TV (replays a TV show that was broadcast hours or days ago), start-over TV (replays the current TV show from its beginning); and video on demand (VOD): browse a catalog of videos, not related to TV programming. IPTV is distinguished from Internet television by its on-going standardization process (e.g., European Telecommunications Standards Institute) and preferential deployment scenarios in subscriber-based telecommunications networks with high-speed access channels into end-user premises via set-top boxes or other customer-premises equipment.

The term "silo," as used herein, can be a logical representation of an input, source, or application. An input can be a device or devices (e.g., DVD, VCR, etc.) electrically connected to the television through a port (e.g., HDMI, video/audio inputs, etc.) or through a network (e.g., LAN WAN, etc.). Rather than a device or devices, the input could be configured as an electrical or physical connection to one or more devices. A source, particularly a content source, can be a data service that provides content (e.g., a media center, a file system, etc.). An application can be a software service that provides a particular type of function (e.g., Live TV, Video on Demand, User Applications, photograph display, etc.). The silo, as a logical representation, can have an associated definition or property, such as a setting, feature, or other characteristic.

The term "panel," as used herein, can mean a user interface displayed in at least a portion of the display. The panel may be interactive (e.g., accepts user input) or informational (e.g., does not accept user input). A panel may be translucent whereby the panel obscures but does not mask the underlying content being displayed in the display. Panels may be provided in response to a user input from a button or remote control interface.

The term "screen," as used herein, refers to a physical structure that includes one or more hardware components that provide the device with the ability to render a user interface and/or receive user input. A screen can encompass any combination of gesture capture region, a touch sensitive display, and/or a configurable area. The device can have one or more physical screens embedded in the hardware. However a screen may also include an external peripheral device that may be attached and detached from the device. In embodiments, multiple external devices may be attached to the device. For example, another screen may be included with a remote control unit that interfaces with the Intelligent TV.

The term "media" of "multimedia," as used herein, refers to content that may assume one of a combination of different content forms. Multimedia can include one or more of, but is not limited to, text, audio, still images, animation, video, or interactivity content forms.

The term "Intelligent TV," as used herein, refers to a television configured to provide one or more intuitive user interfaces and interactions based on a unique application platform and architecture. The Intelligent TV utilizes processing resources associated with the television to integrate Internet connectivity with parallel application functionality. This integration allows a user the ability to intuitively access various sources of media and content (e.g., Internet, over-the-top content, on-demand streaming media, over-the-air broadcast media, and/or other forms of information) via the Intelligent TV in a quick and efficient manner. Although the Intelligent TV disclosed herein may comprise one or more

components of a "smart TV," it is an aspect of the Intelligent TV to provide expanded intuitive user interaction capability for navigating and executing the various features of the television. A "smart TV," sometimes referred to as a connected TV, or hybrid TV (not to be confused with IPTV, Internet TV, or with Web TV), describes a trend of integration of the Internet and Web 2.0 features into television sets and set-top boxes, as well as the technological convergence between computers and these television sets/set-top boxes. The smart TV devices have a higher focus on online interactive media, Internet TV, over-the-top content, as well as on-demand streaming media, and less focus on traditional broadcast media than traditional television sets and set-top boxes. As can be appreciated, the Intelligent TV encompasses a broader range of technology than that of the smart TV defined above.

The term "television" is a telecommunication medium, device (or set) or set of associated devices, programming, and/or transmission for transmitting and receiving moving images that can be monochrome (black-and-white) or colored, with or without accompanying sound. Different countries use one of the three main video standards for TVs, namely PAL, NTSC or SECAM. Television is most commonly used for displaying broadcast television signals. The broadcast television system is typically disseminated via radio transmissions on designated channels in the 54-890 MHz frequency band. A common television set comprises multiple internal electronic circuits, including those for receiving and decoding broadcast signals. A visual display device which lacks a tuner is properly called a video monitor, rather than a television. A television may be different from other monitors or displays based on the distance maintained between the user and the television when the user watches the media and based on the inclusion of a tuner or other electronic circuit to receive the broadcast television signal.

The term "Live TV," as used herein, refers to a television production broadcast in real-time, as events happen, in the present.

The term "standard-definition television" (SDTV) is a television system that uses a resolution that is not considered to be either high-definition television (HDTV 720p and 1080p) or enhanced-definition television (EDTV 480p). The two common SDTV signal types are 576i, with 576 interlaced lines of resolution, derived from the European-developed PAL and SECAM systems; and 480i based on the American National Television System Committee NTSC system. In the US, digital SDTV is broadcast in the same 4:3 aspect ratio as NTSC signals. However, in other parts of the world that used the PAL or SECAM analog standards, standard-definition television is now usually shown with a 16:9 aspect ratio. Standards that support digital SDTV broadcast include DVB, ATSC and ISDB. Television signals are transmitted in digital form, and their pixels have a rectangular shape, as opposed to square pixels that are used in modern computer monitors and modern implementations of HDTV. The table below summarizes pixel aspect ratios for various kinds of SDTV video signal. Note that the actual image (be it 4:3 or 16:9) is always contained in the center 704 horizontal pixels of the digital frame, regardless of how many horizontal pixels (704 or 720) are used. In case of digital video signal having 720 horizontal pixels, only the center 704 pixels contain actual 4:3 or 16:9 image, and the 8 pixel wide stripes from either side are called nominal analogue blanking and should be discarded before displaying the image. Nominal analogue blanking should not be confused with overscan, as overscan areas are part of the actual 4:3 or 16:9 image.

The term "video on demand (VOD)," as used herein, refers to systems and processes which allow users to select and watch/listen to video or audio content on demand. VOD systems may stream content, to view the content in real time, or download the content to a storage medium for viewing at a later time.

The term "satellite positioning system receiver" refers to a wireless receiver or transceiver to receive and/or send location signals from and/or to a satellite positioning system, such as the Global Positioning System ("GPS") (US), GLONASS (Russia), Galileo positioning system (EU), Compass navigation system (China), and Regional Navigational Satellite System (India).

The term "display," as used herein, refers to at least a portion of a screen used to display the output of the television to a user. A display may be a single-screen display or a multi-screen display, referred to as a composite display. A composite display can encompass the touch sensitive display of one or more screens. A single physical screen can include multiple displays that are managed as separate logical displays. Thus, different content can be displayed on the separate displays although part of the same physical screen.

The term "displayed image," as used herein, refers to an image produced on the display. A typical displayed image is a television broadcast or menu. The displayed image may occupy all or a portion of the display.

The term "display orientation," as used herein, refers to the way in which a rectangular display is oriented by a user for viewing. The two most common types of display orientation are portrait and landscape. In landscape mode, the display is oriented such that the width of the display is greater than the height of the display (such as a 4:3 ratio, which is 4 units wide and 3 units tall, or a 16:9 ratio, which is 16 units wide and 9 units tall). Stated differently, the longer dimension of the display is oriented substantially horizontal in landscape mode while the shorter dimension of the display is oriented substantially vertical. In the portrait mode, by contrast, the display is oriented such that the width of the display is less than the height of the display. Stated differently, the shorter dimension of the display is oriented substantially horizontal in the portrait mode while the longer dimension of the display is oriented substantially vertical.

The term "module," as used herein, refers to any known or later developed hardware, software, firmware, artificial intelligence, fuzzy logic, or combination of hardware and software that is capable of performing the functionality associated with that element.

The terms "determine," "calculate" and "compute," and variations thereof, as used herein, are used interchangeably and include any type of methodology, process, mathematical operation or technique.

The term "touch screen" or "touchscreen" refer to screen that can receive user contact or other tactile input, such as a stylus. The touch screen may sense user contact in a number of different ways, such as by a change in an electrical parameter (e.g., resistance or capacitance), acoustic wave variations, infrared radiation proximity detection, light variation detection, and the like. In a resistive touch screen, for example, normally separated conductive and resistive metallic layers in the screen pass an electrical current. When a user touches the screen, the two layers make contact in the contacted location, whereby a change in electrical field is noted and the coordinates of the contacted location calcu-

lated. In a capacitive touch screen, a capacitive layer stores electrical charge, which is discharged to the user upon contact with the touch screen, causing a decrease in the charge of the capacitive layer. The decrease is measured, and the contacted location coordinates determined. In a surface acoustic wave touch screen, an acoustic wave is transmitted through the screen, and the acoustic wave is disturbed by user contact. A receiving transducer detects the user contact instance and determines the contacted location coordinates.

The term "web television" is original television content produced for broadcast via the World Wide Web. Some major distributors of web television are YouTube, Myspace, Newgrounds, Blip.tv, and Crackle.

The terms "instant message" and "instant messaging" refer to a form of real-time text communication between two or more people, typically based on typed text.

The term "internet search engine" refers to a web search engine designed to search for information on the World Wide Web and FTP servers. The search results are generally presented in a list of results often referred to as SERPS, or "search engine results pages". The information may consist of web pages, images, information and other types of files. Some search engines also mine data available in databases or open directories. Web search engines work by storing information about many web pages, which they retrieve from the html itself. These pages are retrieved by a Web crawler (sometimes also known as a spider)—an automated Web browser which follows every link on the site. The contents of each page are then analyzed to determine how it should be indexed (for example, words are extracted from the titles, headings, or special fields called meta tags). Data about web pages are stored in an index database for use in later queries. Some search engines, such as Google™, store all or part of the source page (referred to as a cache) as well as information about the web pages, whereas others, such as AltaVista™, store every word of every page they find.

The terms "online community", "e-community", or "virtual community" mean a group of people that primarily interact via a computer network, rather than face to face, for social, professional, educational or other purposes. The interaction can use a variety of media formats, including wikis, blogs, chat rooms, Internet forums, instant messaging, email, and other forms of electronic media. Many media formats are used in social software separately or in combination, including text-based chatrooms and forums that use voice, video text or avatars.

The term "remote control" refers to a component of an electronics device, most commonly a television set, DVD player and/or home theater system for operating the device wirelessly, typically from a short line-of-sight distance. Remote control normally uses infrared and/or radio frequency (RF) signaling and can include WiFi, wireless USB, Bluetooth™ connectivity, motion sensor enabled capabilities and/or voice control. A touchscreen remote control is a handheld remote control device which uses a touchscreen user interface to replace most of the hard, built-in physical buttons used in normal remote control devices.

The term "satellite TV" refers to television programming delivered by the means of communications satellites and received by an outdoor antenna, usually a parabolic reflector generally referred to as a satellite dish, and as far as household usage is concerned, a satellite receiver either in the form of an external set-top box or a satellite tuner module built into a TV set.

The term "social network service" is a service provider that builds online communities of people, who share interests and/or activities, or who are interested in exploring the interests and activities of others. Most social network services are web-based and provide a variety of ways for users to interact, such as e-mail and instant messaging services.

The term "social network" refers to a web-based social network.

The term "gesture" refers to a user action that expresses an intended idea, action, meaning, result, and/or outcome. The user action can include manipulating a device (e.g., opening or closing a device, changing a device orientation, moving a trackball or wheel, etc.), movement of a body part in relation to the device, movement of an implement or tool in relation to the device, audio inputs, etc. A gesture may be made on a device (such as on the screen) or with the device to interact with the device.

The term "gesture capture" refers to a sense or otherwise a detection of an instance and/or type of user gesture. The gesture capture can occur in one or more areas of the screen. A gesture region can be on the display, where it may be referred to as a touch sensitive display or off the display where it may be referred to as a gesture capture area.

The term "electronic address" refers to any contactable address, including a telephone number, instant message handle, e-mail address, Universal Resource Locator (URL), Universal Resource Identifier (URI), Address of Record (AOR), electronic alias in a database, like addresses, and combinations thereof.

It shall be understood that the term "means," as used herein, shall be given its broadest possible interpretation in accordance with 35 U.S.C., Section 112(f). Accordingly, a claim incorporating the term "means" shall cover all structures, materials, or acts set forth herein, and all of the equivalents thereof. Further, the structures, materials or acts and the equivalents thereof shall include all those described in the summary of the invention, brief description of the drawings, detailed description, abstract, and claims themselves.

The preceding is a simplified summary of the disclosure to provide an understanding of some aspects of the disclosure. This summary is neither an extensive nor exhaustive overview of the disclosure and its various aspects, embodiments, and/or configurations. It is intended neither to identify key or critical elements of the disclosure nor to delineate the scope of the disclosure but to present selected concepts of the disclosure in a simplified form as an introduction to the more detailed description presented below. As will be appreciated, other aspects, embodiments, and/or configurations of the disclosure are possible utilizing, alone or in combination, one or more of the features set forth above or described in detail below.

BRIEF DESCRIPTION OF THE DRAWINGS

FIG. **1**A includes a first view of an embodiment of an environment of an intelligent television;

FIG. **1**B includes a second view of an embodiment of an environment of an intelligent television;

FIG. **2**A includes a first view of an embodiment of an intelligent television;

FIG. **2**B includes a second view of an embodiment of an intelligent television;

FIG. **2**C includes a third view of an embodiment of an intelligent television;

FIG. **2**D includes a fourth view of an embodiment of an intelligent television;

FIG. **3** is a block diagram of an embodiment of the hardware of an intelligent television;

FIG. **4** is a block diagram of an embodiment of the intelligent television software and/or firmware;

FIG. **5** is a second block diagram of an embodiment of the intelligent television software and/or firmware;

FIG. **6** is a third block diagram of an embodiment of the intelligent television software and/or firmware;

FIG. **7** is a plan view of an embodiment of a handheld remote control;

FIG. **8** is a side view of an embodiment of a remote control;

FIG. **9**A is a bottom view of an embodiment of a remote control with a joystick in a neutral position;

FIG. **9**B is a bottom view of an embodiment of a remote control with the joystick in a lower position;

FIG. **9**C is a bottom view of an embodiment of a remote control with the joystick in an upper position;

FIG. **10** is a plan view of another embodiment of a handheld remote control;

FIG. **11**A is a front view of an embodiment of an Intelligent TV screen;

FIG. **11**B is a front view of an embodiment of an Intelligent TV screen;

FIG. **11**C is a front view of an embodiment of an Intelligent TV screen;

FIG. **12** is a block diagram of an embodiment of a handheld remote control of either FIG. **7** or **10**;

FIG. **13** is a block diagram of an embodiment of a content data service;

FIG. **14** is a first panel view of an embodiment of an intelligent television;

FIG. **15**A-FIG. **15**C illustrate layouts consistent with at least one embodiment of the present disclosure;

FIG. **16** is a visual representation of an embodiment of a global panel providing access to the silos;

FIG. **17** is a visual representation of an embodiment of a user interface presented when an edit application is starting;

FIG. **18** is a visual representation of an embodiment of a user interface presented when a content application is starting;

FIG. **19**A is a visual representation of an embodiment of a user interface that is presented when a silo is in a first time experience state;

FIG. **19**B is a visual representation of another embodiment of a user interface that is presented when a silo is in a first time experience state;

FIG. **19**C is a visual representation of another embodiment of a user interface that is presented when a silo is in a first time experience state;

FIG. **20**A is a visual representation of an embodiment of a user interface that is presented when a silo is in an error state;

FIG. **20**B is a visual representation of another embodiment of a user interface that is presented when a silo is in an error state;

FIG. **20**C is a visual representation of another embodiment of a user interface that is presented when a silo is in an error state;

FIG. **20**D is a visual representation of another embodiment of a user interface that is presented when a silo is in an error state; and

FIG. **21** is a flow diagram depicting a global panel and panel type selection process in accordance with embodiments of the present disclosure.

In the appended figures, similar components and/or features may have the same reference label. Further, various components of the same type may be distinguished by following the reference label by a letter that distinguishes among the similar components. If only the first reference label is used in the specification, the description is applicable to any one of the similar components having the same first reference label irrespective of the second reference label.

DETAILED DESCRIPTION

Presented herein are embodiments of a device. The device can be a network-enabled telecommunications device, such as a television, an electronic visual display device, or other smart device. The device can include one or more screens, or sections of a screen, that are configured to receive and present information from a number of sources. Further, the device can receive user input in unique ways. The overall design and functionality of the device provides for an enhanced user experience making the device more useful and more efficient.

Intelligent Television (TV) Environment

Referring to FIGS. **1**A and **1**B, an Intelligent TV, or device, **100** is shown. It is anticipated that the Intelligent TV **100** may be used for entertainment, business applications, social interaction, content creation and/or consumption, and to organize and control one or more other devices that are in communication with the Intelligent TV **100**. As can be appreciated, the Intelligent TV **100** can be used to enhance the user interactive experience whether at home or at work.

In some embodiments, the Intelligent TV **100** may be configured to receive and understand a variety of user and/or device inputs. For example, a user may interface with the Intelligent TV **100** via one or more physical or electrical controls, such as buttons, switches, touch sensitive screens/regions (e.g., capacitive touch, resistive touch, etc.), and/or other controls associated with the Intelligent TV **100**. In some cases, the Intelligent TV **100** may include the one or more interactive controls. Additionally or alternatively, the one or more controls may be associated with a remote control. The remote control may communicate with the Intelligent TV **100** via wired and/or wireless signals. As can be appreciated, the remote control may operate via radio frequency (RF), infrared (IR), and/or a specific wireless communications protocol (e.g., Bluetooth™, Wi-Fi, etc.). In some cases, the controls, whether physical or electrical, may be configured (e.g., programmed) to suit a user's preferences.

Additionally or alternatively, smart phones, tablets, computers, laptops, netbooks, and other smart devices may be used to control the Intelligent TV **100**. For example, control of the Intelligent TV **100** may be achieved via an application running on a smart device. The application may be configured to present a user with various Intelligent TV **100** controls in an intuitive user interface (UI) on a screen associated with the device **100**. The screen may be a touch sensitive, or touch screen, display. Selections input by a user via the UI may be configured to control the Intelligent TV **100** by the application accessing one or more communication features associated with the smart device.

It is anticipated that the Intelligent TV **100** can receive input via various input devices including, but in no way limited to, video, audio, radio, light, tactile, and combinations thereof. Among other things, these input devices may be configured to allow the Intelligent TV **100** to see, recognize, and react to user gestures. For instance, a user may talk to the Intelligent TV **100** in a conversational manner. The Intelligent TV **100** may hear and understand voice commands in a manner similar to a smart device's

intelligent personal assistant and voice-controlled navigator application (e.g., Apple's Siri, Android's Skyvi, Robin, Iris, and other applications).

The Intelligent TV **100** may also be a communications device which can establish network connections **104** through many alternate means, including wired **108** or wireless **112** means, over cellular networks **116** to connect via cellular base antenna **142** to telephone networks operated by telephone company **146**, and by using a telephone line **120** to connect to telephone networks operated by telephone company **146**. These connections **104** enable the Intelligent TV **100** to access one or more communication networks **132**. The communication networks may comprise any type of known communication medium or collection of communication media and may use any type of protocols to transport messages or signals between endpoints. The communication networks may include wired and/or wireless communication technologies. The Internet is an example of a communication network **132** that constitutes an Internet Protocol (IP) network consisting of many computers, computing networks, and other communication devices located all over the world, which are connected through many telephone systems and other means.

Other examples of the communication network **132** include, without limitation, a standard Plain Old Telephone System (POTS), an Integrated Services Digital Network (ISDN), the Public Switched Telephone Network (PSTN), a Local Area Network (LAN), a Wide Area Network (WAN), a cellular network, and any other type of packet-switched or circuit-switched network known in the art. In addition, it can be appreciated that the communication network **132** need not be limited to any one network type, and instead may be comprised of a number of different networks and/or network types.

In some embodiments, the Intelligent TV **100** may be equipped with multiple communication means. The multiple communication means may allow the Intelligent TV **100** to communicate across Local Area Networks (LANs) **124**, wireless local area networks (WLANs) **128**, and other networks **132**. The networks **132** may be connected in a redundant manner to ensure network access. In other words, if one connection is interrupted, the intelligent TV **100** can use an alternate communications path to reestablish and/or maintain the network connection **104**. Among other things, the Intelligent TV **100** may use these network connections **104** to send and receive information, interact with an electronic program guide (EPG) **136**, receive software updates **140**, contact customer service **144** (e.g., to receive help or service, etc.), and/or access remotely stored digital media libraries **148**. In addition, these connections can allow the Intelligent TV **100** to make phone calls, send and/or receive email messages, send and/or receive text messages (such as email and instant messages), surf the Internet using an internet search engine, post blogs by a blogging service, and connect/interact with social media sites and/or an online community (e.g., Facebook™, Twitter™, LinkedIn™, Pinterest™, Google+™, MySpace™, and the like) maintained by a social network service. In combination with other components of the Intelligent TV **100** described in more detail below, these network connections **104** also enable the Intelligent TV **100** to conduct video teleconferences, electronic meetings, and other communications. The Intelligent TV **100** may capture and store images and sound, using associated cameras, microphones, and other sensors. Additionally or alternatively, the Intelligent TV **100** may create and save screen shots of media, images, and data displayed on a screen associated with the Intelligent TV **100**.

Further, as shown in FIG. **1**B, the Intelligent TV **100** can interact with other electronic devices **168** by either by the wired **108** and/or wireless **112** connections. As described herein, components of the Intelligent TV **100** allow the device **100** to be connected to devices **168** including, but not limited to, DVD players **168***a*, BluRay players **168***b*, portable digital media devices **168***c*, smart phones **168***d*, tablet devices **168***e*, personal computers **168***f*, external cable boxes **168***g*, keyboards **168***h*, pointing devices **168***i*, printers **168***j*, game controllers and/or game pads **168***k*, satellite dishes **168***l*, external display devices **168***m*, and other universal serial bus (USB), local area network (LAN), Bluetooth™, or high-definition multimedia interface (HDMI) compliant devices, and/or wireless devices. When connected to an external cable box **168***g* or satellite dish **168***l*, the Intelligent TV **100** can access additional media content. Also, as further described below, the Intelligent TV **100** is capable of receiving digital and/or analog signals broadcast by TV stations. The Intelligent TV **100** can be configured as one or more of a standard-definition television, enhanced television, and high-definition television. It may operate as one or more of cable, Internet, Internet Protocol, satellite, web, and/or smart television. The Intelligent TV **100** may also be used to control the operation of, and may interface with, other smart components such as security systems **172**, door/gate controllers **176**, remote video cameras **180**, lighting systems **184**, thermostats **188**, refrigerators **192**, and other appliances.

Intelligent TV

FIGS. **2**A-**2**D illustrate components of the Intelligent TV **100**. In general, as shown by FIG. **2**A, the Intelligent TV **100** can be supported by a removable base or stand **204** that is attached to a frame **208**. The frame **208** surrounds edges of a display screen **212**, leaving a front surface of the display screen **212** uncovered. The display screen **212** may comprise a Liquid Crystal Display (LCD) screen, a plasma screen, Light Emitting Diode (LED) screen, or other screen types. In embodiments, the entire front surface of the screen **212** may be touch sensitive and capable of receiving input by the user touching the front surface of the screen **212**.

The Intelligent TV **100** may include integrated speakers **216** and at least one microphone **220**. A first area of the frame **208** may comprise a horizontal gesture capture region **224** and second areas comprise vertical gesture capture regions **228**. The gesture capture regions **224**, **228** may comprise areas or regions that are capable of receiving input by recognizing gestures made by the user, and in some examples, without the need for the user to actually touch the screen **212** surface of the Intelligent TV **100**. However, the gesture capture regions **224**, **228** may not include pixels that can perform a display function or capability.

One or more image capture devices **232**, such as a camera, can be included for capturing still and/or video images. The image capture device **232** can include or be associated with additional elements, such as a flash or other light source **236** and a range finding device **240** to assist focusing of the image capture device. In addition, the microphone **220**, gesture capture regions **224**, **228**, image capture devices **232**, and the range finding device **240** may be used by the Intelligent TV **100** to recognize individual users. Additionally or alternatively, the Intelligent TV **100** may learn and remember preferences associated with the individual users. In some embodiments, the learning and remembering (i.e., identifying and recalling stored information) may be associated with the recognition of a user.

An IR transmitter and receiver **244** may also be provided to connect the Intelligent TV **100** with a remote control

device (not shown) or other IR devices. Additionally or alternatively, the remote control device may transmit wireless signals via RF, light, and/or a means other than IR. Also shown in FIG. **2**A is an audio jack **248**, which may be hidden behind a panel that is hinged or removable. The audio jack **248** accommodates a tip, ring, sleeve (TRS) connector, for example, to allow the user to utilize headphones, a headset, or other external audio equipment.

The Intelligent TV **100** can also include a number of buttons **252**. For example, FIG. **2**A illustrates the buttons **252** on the top of the Intelligent TV **100**, although the buttons could be placed at other locations. As shown, the Intelligent TV **100** includes six buttons **252***a-f*, which can be configured for specific inputs. For example, the first button **252***a* may be configured as an on/off button used to control overall system power to the Intelligent TV **100**. The buttons **252** may be configured to, in combination or alone, control a number of aspects of the Intelligent TV **100**. Some non-limiting examples include, but are not limited to, overall system volume, brightness, the image capture device, the microphone, and initiation/termination of a video conference. Instead of separate buttons, two of the buttons may be combined into a rocker button. This rocker button arrangement may be useful in situations where the buttons are configured to control features such as volume or brightness. In some embodiments, one or more of the buttons **252** are capable of supporting different user commands. By way of example, a normal press has a duration commonly of less than about 1 second and resembles a quick input. A medium press has a duration commonly of 1 second or more but less than about 12 seconds. A long press has a duration commonly of about 12 seconds or more. The function of the buttons is normally specific to the application that is active on the Intelligent TV **100**. In the video conference application for instance and depending on the particular button, a normal, medium, or long press can mean end the video conference, increase or decrease the volume, increase a rate speed associated with a response to an input, and toggle microphone mute. Depending on the particular button, a normal, medium, or long press can also control the image capture device **232** to increase zoom, decrease zoom, take a photograph, or record video.

In support of communications functions or capabilities, the Intelligent TV **100** can include one or more shared or dedicated antennae **256** and wired broadband connections **260** as shown in FIG. **2**B. The antennae **256** also enable the Intelligent TV **100** to receive digital and/or analog broadcast TV channels. The wired broadband connections **260** are, for example, a Digital Subscriber Line (DSL), an optical line, an Ethernet port, an IEEE 1394 interface, or other interfaces. The Intelligent TV **100** also has a telephone line jack **262** to further provide communications capability.

In addition to the removable base **204**, the Intelligent TV **100** may include hardware and mounting points **264** on a rear surface to facilitate mounting the Intelligent TV **100** to a surface, such as a wall. In one example, the Intelligent TV **100** may incorporate at least one Video Equipment Standards Association (VESA) mounting interface for attaching the device **100** to the surface.

As shown in FIG. **2**C, the Intelligent TV **100** may include docking interfaces or ports **268**. The docking ports **268** may include proprietary or universal ports to support the interconnection of the Intelligent TV **100** to other devices or components, which may or may not include additional or different capabilities from those integral to the Intelligent TV **100**. In addition to supporting an exchange of communication signals between the Intelligent TV **100** and a connected device or component, the docking ports **268** can support the supply of power to the connected device or component. The docking ports **268** can also comprise an intelligent element that comprises a docking module for controlling communications or other interactions between the Intelligent TV **100** and the connected device or component.

The Intelligent TV **100** also includes a number of card slots **272** and network or peripheral interface ports **276**. The card slots **272** may accommodate different types of cards including subscriber identity modules (SIM), secure digital (SD) cards, MiniSD cards, flash memory cards, and other cards. Ports **276** in embodiments may include input/output (I/O) ports, such as universal serial bus (USB) ports, parallel ports, game ports, and high-definition multimedia interface (HDMI) connectors.

An audio/video (A/V) I/O module **280** can be included to provide audio to an interconnected speaker or other device, and to receive audio input from a connected microphone or other device. As an example, the audio input/output interface **280** may comprise an associated amplifier and analog-to-digital converter.

Hardware Features

FIG. **3** illustrates components of a Intelligent TV **100** in accordance with embodiments of the present disclosure. In general, the Intelligent TV **100** includes a primary screen **304**. Screen **304** can be a touch sensitive screen and can include different operative areas.

For example, a first operative area, within the screen **304**, may comprise a display **310**. In some embodiments, the display **310** may be touch sensitive. In general, the display **310** may comprise a full color, display.

A second area within the screen **304** may comprise a gesture capture region **320**. The gesture capture region **320** may comprise an area or region that is outside of the display **310** area, and that is capable of receiving input, for example in the form of gestures provided by a user. However, the gesture capture region **320** does not include pixels that can perform a display function or capability.

A third region of the screen **304** may comprise a configurable area **312**. The configurable area **312** is capable of receiving input and has display or limited display capabilities. In embodiments, the configurable area **312** may present different input options to the user. For example, the configurable area **312** may display buttons or other relatable items. Moreover, the identity of displayed buttons, or whether any buttons are displayed at all within the configurable area **312** of a screen **304**, may be determined from the context in which the Intelligent TV **100** is used and/or operated.

In an exemplary touch sensitive screen **304** embodiment, the touch sensitive screen **304** comprises a liquid crystal display extending across at least those regions of the touch sensitive screen **304** that are capable of providing visual output to a user, and a capacitive input matrix over those regions of the touch sensitive screen **304** that are capable of receiving input from the user.

One or more display controllers **316** may be provided for controlling the operation of the screen **304**. The display controller **316** may control the operation of the touch sensitive screen **304**, including input (touch sensing) and output (display) functions. The display controller **316** may also control the operation of the screen **304** and may interface with other inputs, such as infrared and/or radio input signals (e.g., door/gate controllers, alarm system components, etc.). In accordance with still other embodiments,

the functions of a display controller **316** may be incorporated into other components, such as a processor **364**.

The processor **364** may comprise a general purpose programmable processor or controller for executing application programming or instructions. In accordance with at least some embodiments, the processor **364** may include multiple processor cores, and/or implement multiple virtual processors. In accordance with still other embodiments, the processor **364** may include multiple physical processors. As a particular example, the processor **364** may comprise a specially configured application specific integrated circuit (ASIC) or other integrated circuit, a digital signal processor, a controller, a hardwired electronic or logic circuit, a programmable logic device or gate array, a special purpose computer, or the like. The processor **364** generally functions to run programming code or instructions implementing various functions of the Intelligent TV **100**.

In support of connectivity functions or capabilities, the Intelligent TV **100** can include a module for encoding/decoding and/or compression/decompression **366** for receiving and managing digital television information. Encoding/decoding compression/decompression module **366** enables decompression and/or decoding of analog and/or digital information dispatched by a public television chain or in a private television network and received across antenna **324**, I/O module **348**, wireless connectivity module **328**, and/or other wireless communications module **332**. The television information may be sent to screen **304** and/or attached speakers receiving analog or digital reception signals. Any encoding/decoding and compression/decompression is performable on the basis of various formats (e.g., audio, video, and data). Encrypting module **368** is in communication with encoding/decoding compression/decompression module **366** and enables the confidentiality of all the data received or transmitted by the user or supplier.

In support of communications functions or capabilities, the Intelligent TV **100** can include a wireless connectivity module **328**. As examples, the wireless connectivity module **328** can comprise a GSM, CDMA, FDMA and/or analog cellular telephony transceiver capable of supporting voice, multimedia and/or data transfers over a cellular network. Alternatively or in addition, the Intelligent TV **100** can include an additional or other wireless communications module **332**. As examples, the other wireless communications module **332** can comprise a Wi-Fi, Blutooth™, WiMax, infrared, or other wireless communications link. The wireless connectivity module **328** and the other wireless communications module **332** can each be associated with a shared or a dedicated antenna **324** and a shared or dedicated I/O module **348**.

An input/output module **348** and associated ports may be included to support communications over wired networks or links, for example with other communication devices, server devices, and/or peripheral devices. Examples of an input/output module **348** include an Ethernet port, a Universal Serial Bus (USB) port, Thunderbolt™ or Light Peak interface, Institute of Electrical and Electronics Engineers (IEEE) 1394 port, or other interface.

An audio input/output interface/device(s) **344** can be included to provide analog audio to an interconnected speaker or other device, and to receive analog audio input from a connected microphone or other device. As an example, the audio input/output interface/device(s) **344** may comprise an associated amplifier and analog-to-digital converter. Alternatively or in addition, the Intelligent TV **100** can include an integrated audio input/output device **356** and/or an audio jack for interconnecting an external speaker or microphone. For example, an integrated speaker and an integrated microphone can be provided, to support near talk or speaker phone operations.

A port interface **352** may be included. The port interface **352** may include proprietary or universal ports to support the interconnection of the device **100** to other devices or components, such as a dock, which may or may not include additional or different capabilities from those integral to the device **100**. In addition to supporting an exchange of communication signals between the device **100** and another device or component, the docking port **136** and/or port interface **352** can support the supply of power to or from the device **100**. The port interface **352** also comprises an intelligent element that comprises a docking module for controlling communications or other interactions between the Intelligent TV **100** and a connected device or component. The docking module may interface with software applications that allow for the remote control of other devices or components (e.g., media centers, media players, and computer systems).

An Intelligent TV **100** may also include memory **308** for use in connection with the execution of application programming or instructions by the processor **364**, and for the temporary or long term storage of program instructions and/or data. As examples, the memory **308** may comprise RAM, DRAM, SDRAM, or other solid state memory. Alternatively or in addition, data storage **314** may be provided. Like the memory **308**, the data storage **314** may comprise a solid state memory device or devices. Alternatively or in addition, the data storage **314** may comprise a hard disk drive or other random access memory.

Hardware buttons **358** can be included for example for use in connection with certain control operations. One or more image capture interfaces/devices **340**, such as a camera, can be included for capturing still and/or video images. Alternatively or in addition, an image capture interface/device **340** can include a scanner, code reader, or motion sensor. An image capture interface/device **340** can include or be associated with additional elements, such as a flash or other light source. The image capture interfaces/devices **340** may interface with a user ID module **350** that assists in identifying users of the Intelligent TV **100**.

The Intelligent TV **100** can also include a global positioning system (GPS) receiver **336**. In accordance with embodiments of the present invention, the GPS receiver **336** may further comprise a GPS module that is capable of providing absolute location information to other components of the Intelligent TV **100**. As will be appreciated, other satellite-positioning system receivers can be used in lieu of or in addition to GPS.

Power can be supplied to the components of the Intelligent TV **100** from a power source and/or power control module **360**. The power control module **360** can, for example, include a battery, an AC-to-DC converter, power control logic, and/or ports for interconnecting the Intelligent TV **100** to an external source of power.

Communication between components of the Intelligent TV **100** is provided by bus **322**. Bus **322** may comprise one or more physical buses for control, addressing, and/or data transmission. Bus **322** may be parallel, serial, a hybrid thereof, or other technology.

Firmware and Software

An embodiment of the software system components and modules **400** is shown in FIG. **4**. The software system **400** may comprise one or more layers including, but not limited to, an operating system kernel **404**, one or more libraries **408**, an application framework **412**, and one or more appli-

cations **416**. The one or more layers **404-416** can communicate with each other to perform functions for the Intelligent TV **100**.

An operating system (OS) kernel **404** contains the primary functions that allow the software to interact with hardware associated with the Intelligent TV **100**. Kernel **404** can include a collection of software that manages the computer hardware resources and provides services for other computer programs or software code. The operating system kernel **404** is the main component of the operating system and acts as an intermediary between the applications and data processing done with the hardware components. Part of the operating system kernel **404** can include one or more device drivers **420**. A device driver **420** can be any code within the operating system that helps operate or control a device or hardware attached to or associated with the Intelligent TV. The driver **420** can include code for operating video, audio, and/or other multimedia components of the Intelligent TV **100**. Examples of drivers include display, camera, flash, binder (IPC), keypad, WiFi, and audio drivers.

Library **408** can contain code or other components that may be accessed and implemented during the operation of the software system **400**. The library **408** may contain one or more of, but is not limited to, an operating system runtime library **424**, a TV services hardware abstraction layer (HAL) library **428**, and/or a data service library **432**. The OS runtime library **424** may contain the code required by the operating system kernel **404** or other operating system functions to be executed during the runtime of the software system **400**. The library can include the code that is initiated during the running of the software system **400**.

The TV services hardware abstraction layer library **428** can include code required by TV services either executed in the application framework **412** or an application **416**. The TV services HAL library **428** is specific to the Intelligent TV **100** operations that control different functions of the Intelligent TV. The TV service HAL library **428** can also be formed from other types of application languages or embodiments of different types of code or formats for code beyond the hardware abstraction layer.

The data services library **432** can include the one or more components or codes to implement components for the data services function. The data services function can be implemented in the application framework **412** and/or applications layer **416**. An embodiment of a function of the data services and the type of components that may be included is shown in FIG. **6**.

The application framework **412** can include a general abstraction for providing functionality that can be selected by one or more applications **416** to provide specific application functions or software for those applications. Thus, the framework **412** can include one or more different services, or other applications, that can be accessed by the applications **416** to provide general functions across two or more applications. Such functions include, for example, management of one or more of windows or panels, surfaces, activities, content, and resources. The application framework **412** can include one or more, but is not limited to, TV services **434**, TV services framework **440**, TV resources **444**, and user interface components **448**.

The TV services framework **440** can provide an additional abstraction for different TV services. TV services framework **440** allows for the general access and function of services that are associated with the TV functionality. The TV services **436** are general services provided within the TV services framework **440** that can be accessed by applications in the applications layer **416**. The TV resources **444** provide code for accessing TV resources **444** including any types of storage, video, audio, or other functionality provided with the Intelligent TV **100**. The TV resources **444**, TV services **436**, and TV services framework **440** provide for the different implementations of TV functionality that may occur with the Intelligent TV **100**.

One or more user interface components **448** can provide general components for display of the Intelligent TV **100**. The user interface components **448** might be general components that may be accessed by different applications provided in the application framework **412**. The user interface components **448** may be accessed to provide for panels and silos as described in conjunction with FIG. **5**.

The applications layer **416** can both contain and execute applications associated with the Intelligent TV **100**. Applications layer **416** may include one or more of, but is not limited to, a live TV application **452**, a video on demand application **456**, a media center application **460**, an application center application **464**, and a user interface application **468**. The live TV application **452** can provide live TV over different signal sources. For example, the live TV application **452** can provide TV from input from cable television, over air broadcasts, from satellite services, or other types of live TV services. Live TV application **452** may then present the multimedia presentation or video and audio presentation of the live television signal over the display of the Intelligent TV **100**.

The video on demand application **456** can provide for video from different storage sources. Unlike Live TV application **452**, video on demand **456** provides for display of videos that are accessed from some memory source. The sources of the video on demand can be associated with users or with the Intelligent TV or some other type of service. For example, the video on demand **456** may be provided from an iTunes library stored in a cloud, from a local disc storage that contains stored video programs, or from some other source.

The media center application **460** can provide applications for different types of media presentation. For example, the media center **460** can provide for displaying pictures or audio that is different from, but still accessible by the user and different from live TV or video on demand. The media center **460** allows for the access of different sources to obtain the media in the display of such media on the Intelligent TV **100**.

The application center **464** allows for the provision, storage and use of applications. An application can be a game, a productivity application, or some other application generally associated with computer systems or other devices, but may be operated within the Intelligent TV. An application center **464** may obtain these applications from different sources, store them locally and then execute those types of applications for the user on the Intelligent TV **100**.

User interface application **468** provides for the specific user interfaces associated with the Intelligent TV **100**. These user interfaces can include the silos and panels that are described in FIG. **5**. An embodiment of the user interface software **500** is shown in FIG. **5**. Here the application framework **412** contains one or more code components which help control the user interface events while one or more applications in the applications layer **416** affects the user interface use for the Intelligent TV **100**. The application framework **412** can include a silo transition controller **504** and/or an input event dispatcher **508**. There may be more or fewer code components in the application framework **412** than those shown in FIG. **5**. The silo transition controller **504** contains the code and language that manages the transitions

between one or more silos. A silo can be a vertical user interface feature on the Intelligent TV that contains information for user. The transition controller **504** can manage the changes between two silos when an event occurs in the user interface. The input event dispatcher **508** can receive user interface events that may be received from the operating system and provided to the input event dispatcher **508**. These events can include selections of buttons on a remote control or on the TV or other types of user interface inputs. The input event dispatcher **508** may then send these events to a silo manager **532** or panel manager **536** depending on the type of the event. The silo transition controller **504** can interface with the silo manager **532** to affect changes in the silos.

The applications layer **416** can include a user interface application **468** and/or a silo application **512**. The applications layer **416** can include more or fewer user interface applications as necessary to control the user interface of the Intelligent TV **100** than those shown in FIG. **5**. The user interface application **468** can include a silo manager **532**, a panel manager **536**, and one or more types of panels **516-528**. The silo manager **532** manages the display and/or features of silos. The silo manager **532** can receive or send information from the silo transition controller **504** or the input event dispatcher **508** to change the silos displayed and/or to determine types of input received in the silos.

A panel manager **536** is operable to display panels in the user interface to manage transitions between those panels or to affect user interface inputs received in the panel. The panel manager **536** may thus be in communication with different user interface panels such as a global panel **516**, a volume panel **520**, a settings panel **524**, and/or a notification panel **528**. The panel manager **536** can display these types of panels depending on the inputs received from the input event dispatcher **508**. The global panel **516** may include information that is associated with the home screen or top level hierarchal information for the user. A volume panel **520** may display information about an audio volume control or other settings for volume. A settings panel **524** can include information displayed about the settings of the audio or video, or other settable characteristics of the Intelligent TV **100**. A notification panel **528** can provide information about notifications to a user. These notifications can be associated with information, such as, video on demand displays, favorites, currently provided programs, or other information. Notifications can be associated with the media or with some type of setting, or operation or the Intelligent TV **100**. The panel manager **536** may be in communication with the panel controller **552** of the silo application **512**.

The panel controller **552** may operate to control portions of the panels of the types described previously. Thus, the panel controller **552** may be in communication with a top panel application **540**, an application panel **544**, and/or bottom panel **548**. These types of panels may be differently displayed in the user interface of the Intelligent TV **100**. The panel control thus may be based on the configuration of the system or the type of display being used currently, put the types of panels **516-528** into a certain display orientation governed by the top panel application **540**, application panel **544**, or bottom panel application **548**.

An embodiment of the data service **432** and the operation of the data management is shown in FIG. **6**. The data management **600** can include one or more code components that are associated with different types of data. For example, there may be code components within the data service **432** that execute and are associated with video on demand, the electronic program guide, or media data. There may be more or fewer types of data service **432** components than those shown in FIG. **6**. Each of the different types of data may include a data model **604-612**. The data models govern what information is to be stored and how that information will be stored by the data service. Thus, the data model can govern regardless of where the data comes from, how the data will be received or managed within the Intelligent TV system. Thus, the data model **604**, **608**, and/or **612**, can provide a translation ability or affect the ability to translate data from one form to another to be used by the Intelligent TV **100**.

The different types of data services (video on demand, electronic programming guide, media) each have a data subservice **620**, **624**, and/or **628** that is in communication with one or more internal and/or external content providers **616**. The data subservices **620**, **624**, and **628** that communicate with the content providers **616** to obtain data that may then be stored in databases **632**, **636**, and **640**. The subservices **620**, **624**, and **628** may communicate with and initiate or enable one or more source plug-ins **644**, **648**, and **652** to communicate with the content provider. For each content provider **616**, there may be a different source plug-in **644**, **648**, and **652**. Thus, if there is more than one source of content for the data, each of the data subservices **620**, **624**, and **628** may determine and then enable or initiate a different source plug-in **644**, **648**, and/or **652**. The content providers **616** may also provide information to a resource arbitrator **656** and/or thumbnail cache manager **660**. The resource arbitrator **656** may operate to communicate with resources **664** that are external to the data service **432**. Thus, the resource arbitrator **656** may communicate with cloud based storage, network based storage, or other types of external storage in the resources **664**. This information may then be provided through the content provider module **616** to the data subservices **620**, **624**, **628**. Likewise, a thumbnail cache manager **660** may obtain thumbnail information from one of the data subservices **620**, **624**, **628** and store that information in the thumbnails database **668**. Further, the thumbnail cache manager **660** may extract or retrieve that information from the thumbnails database **668** to provide to one of the data subservices **620**, **624**, **628**.

An exemplary content aggregation architecture **1300** is shown in FIG. **13**. The architecture can include a user interface layer **1304** and a content aggregation layer **1308**. The user interface layer **1304** may include a TV application **1312**, media player **1316**, and application(s) **1320**. The TV application **1312** enables the viewer to view channels received via an appropriate transmission medium, such as cable, satellite, and/or the Internet. The media player **1316** views other types of media received via an appropriate transmission medium, such as the Internet. The application(s) **1320** include other TV-related (pre-installed) applications, such as content viewing, content searching, device viewing, and setup algorithms, and coordinates with the media player **1316** to provide information to the viewer.

The content source layer **1308** includes, as data services, a content source service **1328**, a content aggregation service **1332** and a content presentation service **1336**. The content source service **1328** can manage content source investigators, including local and/or network file system(s), digital network device manager (which discovers handheld and non-handheld devices (e.g., digital media servers, players, renderers, controllers, printers, uploaders, downloaders, network connectivity functions, and interoperability units) by known techniques, such as a multicast universal plug and play or UPnP discovery techniques, and, for each discovered device, retrieves, parses, and encodes device descriptors, notifies the content source service of the newly discovered

device, and provides information, such as an index, on previously discovered devices), Internet Protocol Television or IPTV, digital television or DTV (including high definition and enhanced TV), third party services (such as those referenced above), and applications (such as Android applications).

Content source investigators can track content sources and are typically configured as binaries. The content source service **1328** starts content source investigators and maintains open and persistent channels for communications. The communications include query or command and response pairs. The content aggregation service **1332** can manage content metadata fetchers, such as for video, audio, and/or picture metadata. The content presentation service **1336** may provide interfaces to the content index **1340**, such as an Android application interface and digital device interfaces.

The content source service **1328** can send and receive communications **1344** to and from the content aggregation service **1332**. The communications can include notifications regarding new and removed digital devices and/or content and search queries and results. The content aggregation service **1332** can send and receive communications **1348** to and from the content presentation service **1336** including device and/or content lookup notifications, content-of-interest advisories and notifications, and search queries and results.

When a search is performed, particularly when the user is searching or browsing content, a user request may be received from the user interface layer **1300**, by the content presentation service **1336**, which responsively opens a socket and sends the request to the content aggregation service **1332**. The content aggregation service **1332** first returns results from the local database **1340**. The local database **1340** includes an index or data model and indexed metadata. The content source service **1328** further issues search and browse requests for all content source investigators and other data management systems. The results are forwarded to the content aggregation service **1332**, which updates the database **1340** to reflect the further search results and provides the original content aggregation database search results and the data updates, reflecting the additional content source service search results, over the previously opened socket to the content presentation service **1336**. The content presentation service **1336** then provides the results to one or more components in the user interface layer **1300** for presentation to the viewer. When the search session is over (e.g., the search session is terminated by the user or by an action associated with user), the user interface layer **1300** disconnects the socket. As shown, media can be provided directly by the content aggregation service **1332** to the media player **1316** for presentation to the user.

Remote Control

A handheld remote control can be provided to enable user interaction with the Intelligent TV **100**. An exemplary handheld remote control is shown in FIGS. **7-9**. The remote control **700** can include one or more of, but is not limited to, top, side and bottom housings **704**, **708**, and **712**, an (on/off) power button **716**, an input source button **720** (to select input source such as Live TV, video on demand, media center, application center, high definition multimedia interface or HDMI, component or COMP, audio/Video or A/V, digital or analog television or DTV/ATV, and video graphics array (VGA)), a (volume) mute button **724**, a Live TV button **728** (to activate or select the Live TV silo), a video on demand (VOD) button **732** (to activate or select the video on demand silo), a media center button **736** (to activate or select the media center application or silo, which access various types of media such as music, TV programming, videos, and the like), an application center button **740** (to activate or select the application center application or silo), a global panel button **744**, an application panel button **748**, a back button **752** (to select a prior user operation or Intelligent TV state and/or navigate up a hierarchy of any displayed image or object(s) (in which case the back button **752** does not navigate within application panels or across application silos), a play button **756** (to play or pause media), a D-pad **760** (which includes north, east, west, and south directional arrows to navigate among displayed images and/or move between levels of an application's or object's hierarchy such as application view navigation, panel navigation, and collection navigation), an OK (or select) button **764** (to select a highlighted displayed image (such as displayed speed control, rewind, forward, play, and pause objects and/or objects on menu bar or in a menu box) and/or navigate down a hierarchy of any displayed image or object(s)), a rocker-type volume-up and volume-down button **768** (to adjust the volume), a menu/guide button **772** (to select for display a menu or guide of programming), a 0-9 (number) button **776** (to display a number pad on the TV screen), a settings button **780** (which launches an application to access current and change TV settings (such as channel settings and settings used to adjust picture and sound effects (e.g., image mode (e.g., standard, playground, game, cinema, concert, and studio), brightness, contrast, saturation, color temperature, energy savings, 3D noise reduction, hue, sharpness, zoom mode (e.g., full screen, standard, smart zoom, and dot-to-dot), picture position, 3D mode, for picture, and sound retrieval system or SRS TruSurround, sound mode (e.g., standard, live 1, live 2, theatre, music, speech, user equalizer mode, Left/Right speaker balance, auto volume control, Sony/Philips Interconnect Format or S/PDIF (off, auto, pulse code modulation or PCM) for sound) and system settings (such as system (e.g., selected language for graphical user interface, user geographical and/or geopolitical location information, input method, area settings, and sleep time), network (e.g., WiFi, WiFi hotspot, WiFi direct, Point-to-Point Protocol over Ethernet or PPPoE (asymmetric digital subscriber line or ADSL), Ethernet) settings (e.g., enabled and disabled and selected and non-selected) and information (e.g., network information (e.g., electronic address such as Internet Protocol or IP address, subnet mask, gateway, domain name server information, domain name, Media Access Control or MAC address, service set identification or SSID, security information, and password information) and inline status), manage applications (e.g., currently installed applications, currently executing applications, and internal and external computer readable medium usage), and view user information regarding the Intelligent TV **100**)), a rocker-type channel-up and channel-down button **784** (to increment or decrement the selected channel), and first, second, third and fourth hotkeys **788**, **792**, **794**, and **796**, and/or a moveable joystick **900** on a bottom of the remote control **700**. The first, second, third, and fourth hotkeys are generally assigned different colors, which color indexing is depicted as visual indicia on a selected panel to show the currently assigned function, if any, for each hotkey. As can be seen, the actuator layout can provide a highly efficient, satisfactory, and easily usable experience to the end user.

Unlike the functional associations and functions of many of the actuators, those of some of the actuators are not readily apparent. A number of examples will now be discussed by way of illustration.

The media center button **736**, when selected, can provide information regarding music, videos, photographs, collec-

tions or groupings of music, videos, and/or photographs, and internal and external computational devices (such as personal computers, laptops, tablet computers, wireless phones, removable computer readable media, and the like), which can be grouped in a selected manner (such as favorites, most recently viewed, most watched or viewed, and most recently added). The information can includes previews (which can include selected portions of the media content, duration, file size, date created, date last watched, times watched or viewed, and audio and/or video format information).

The application center button **740**, when selected, may provide information regarding pre-installed and downloaded applications. Unlike downloaded applications, pre-installed applications cannot be removed by the user or manually updated. Exemplary pre-installed applications include web browser, settings control, and content search algorithms. By way of illustration, the application center button **740** can provide a scrollable graphical grid of icons (each icon being associated with an application) currently available in the application center.

The global panel button **744**, when selected, can provide the user, via one or more panels or windows, with access to one or more of, but not limited to, silos, notifications, a web browser, system settings, and/or information associated therewith. For example, the global panel button **744** can enable the user to determine what external devices are currently connected to and/or disconnected from the Intelligent TV **100**, determine what inputs (e.g., HDMI ports) are currently available for connecting to external devices, determine a connection and/or operational status of a selected external device and/or network (e.g., WiFi connected, Ethernet connected, and offline), assign a custom (or user selected) name to each input source, determine what content is currently being offered on Live TV, on demand, the media center, and/or the application center, access vendor messages and notifications to the user (e.g., system and/or application updates are available), activate the Internet browser, and/or access shortcuts on a displayed shortcut bar to more frequently used and desired applications. Common shortcuts are Internet browser (e.g., Internet search engine), system settings, and notifications. The common types of panels are for information (which is typically information related to a currently displayed image and/or content (e.g., title, date/time, audio/visual indicator, rating, and genre), browse requests, and/or search requests (such as search term field)). Each of the panel types may include a panel navigation bar, detailed information or relevant content to the panel function, operation and/or purpose, and a hotkey bar (defining currently enabled functional associations of hotkeys).

The application panel button **748**, when selected, can display an application window or panel. One application panel may be an information panel regarding a selected (pre-installed or previously downloaded) application icon. The information panel can one or more of identify the selected application, provide a description of the functionality (including application developer and/or vendor, version, release, and/or last update date and a category or type of application based on the application's functionality) and user ratings and/or degree of other user downloading of the application (e.g., a star rating assigned based on one or more of the foregoing inputs), provide the option to launch, remove, update, and add to favorites the identified application, and provide a listing of selectable links of other (not yet downloaded) recommended applications that provide similar functionality to the identified application. The latter listing can, in turn, provide a description of the functionality (including application developer and/or vendor, version, release, and/or last update date and a category or type of application based on the application's functionality) and user ratings and/or degree of other user downloading of the application (e.g., a star rating assigned based on one or more of the foregoing inputs).

The functions of the first, second, third, and fourth hotkeys **788**, **792**, **794**, and **796** can change depending on system state, context, and/or, within a selected screen and/or panel, based on a content or currently selected portion of (or relative cursor position on) the screen. Commonly, a currently assigned function of any of the first, second, third, and fourth hotkeys **788**, **792**, **794**, and **796** depends on a currently accessed silo and/or panel (with which the user is currently interacting within the silo). In other words, a first function of one of the first, second, third, and fourth hotkeys **788**, **792**, **794**, and **796** is activated by the respective hotkey in a first system state while a different second function is activated by the respective hotkey in a different second system state. In another example, a third function of one of the first, second, third, and fourth hotkeys **788**, **792**, **794**, and **796** is activated by the respective hotkey when a user focus (or currently selected cursor position or screen portion) is at a first screen position while a different fourth function is activated by the respective hotkey when a user focus (or currently selected cursor position or screen portion) is at a different second screen position. The first screen position can, for instance, be within an icon while the second screen position is outside of the icon. Hotkey functionality that could be enabled when in the first screen position may be "configure" and "remove" and disabled is "add", and, when in the second position hotkey functionality enabled can be "add" and disabled is "configure" and "remove". Generally, the states of hotkeys can include normal (for enabled actions or functions), disabled (when an action or function is temporarily disabled), pressed (when selected by a user to command an action or function to be performed), and unavailable (when no association between the hotkey and an action or function is currently available). While examples of hotkey functions are discussed below, it is to be understood that these are not intended to be exhaustive or limiting examples.

The first hotkey **788**, when selected in a first system state, can enable the user to assign, change, or edit a name of an input source. It is typically enabled only when the input source of HDMI, Comp/YPbPr (e.g., component video cables), video output, and VGA is in focus. When selected in a second system state, the first hotkey **788** can return the user to a top of a scrollable collection of objects, such as application icons.

The second hotkey **792** may show all or less. In other words, the hotkey **792** can allow the user to show all inputs, including the unconnected/undetected ones and to hide the unconnected/undetected inputs, e.g., to expand and collapse the silo/input list. Each input source can have one of two states, namely connected/detected and unconnected/undetected. Some input sources, including Live TV, video on demand, media center, and application center are always connected/detected.

The moveable joystick **900** on the bottom of the remote control **700**, when manipulated, can cause a displayed image on the Intelligent TV **100** screen to be displaced a proportional amount. In other words, the displayed image is displaced substantially simultaneously with displacement of the joystick **900** within the joystick aperture **904** in the bottom housing **712** of the remote control. As shown in FIGS. **9**B-C, the joystick **900** moves or slides between

forward and reverse positions. Releasing the joystick **900** causes the joystick **900** to return to the center position of FIG. **9**A, and the window to move or slide upwardly (when the joystick is released from the joystick position of FIG. **9**B) or downwardly (when the joystick is released from the joystick position of FIG. **9**C) until it disappears from view as shown in FIG. **11**A. The effect on the screen of the Intelligent TV **100** is shown in FIGS. **11**A-C. In FIG. **11**A, video content, such as TV programming, a video, movie, and the like, is being displayed by front surface of the screen **212**. In FIG. **11**B, the joystick **900** is moved or slid to the upper position of FIG. **9**B, and a drop down window or panel **1100** moves or slides down (at the substantially the same rate of joystick **900** movement) at the top of the screen **212**. In FIG. **11**C, the joystick **900** is moved or slid to the lower position of FIG. **9**C, and a drop up window or panel **1100** moves or slides up (at the substantially the same rate of joystick **900** movement) at the bottom of the screen **212**. The window **1100** partially covers the video content appearing on the remainder of the screen **212** and/or causes a portion of the screen **212** displaying video content to move and/or compress up or down the height of the window **1100**.

The window **1100** can include one or more of information (which is typically information related to a currently displayed image and/or content (e.g., panel navigation bar, detailed information (e.g., title, date/time, audio/visual indicator, rating, and genre), and hotkey bar (defining current functional associations of hotkeys)), browse requests, and/or search requests. Commonly, the window **1100** includes suitable information about the content (such as name, duration, and/or remaining viewing duration of content), settings information, TV or system control information, application (activation) icons (such as for pre-installed and/or downloaded applications such as application center, media center and Web browser), and/or information about input source(s), When the joystick **900** is in either the forward or reverse position, the user can select an actuator on the front of the remote control, such as the OK button **764**, and be taken, by displayed images on the screen **212**, to another location in the user interface, such as a desktop. This process can be done in an nonintrusive manner and without affecting the flow of content that is pushed up or down. The joystick **900** could be moved, additionally or differently, from side-to-side to cause the window to appear at the left or right edge of the screen **212**.

An alternative actuator configuration is shown in FIG. **10**. The actuators are substantially the same as those of FIGS. **7-9** except that the social network button **1000**, when selected, can automatically select content and publish, via a social network service or other social media, the content to a social network or online community. User or viewer comments and/or other messages can be included in the outbound message. For example, all or one or frames or portions of media content (such as a video, music, a photograph, a picture, or text) can be provided automatically to a predetermined or selected group of people via Linked-In™ Myspace™, Twitter™, YouTube™, DailyMotion™, Facebook™, Google+™, or Second Life™. The user, upon activating the button **1000** could, in response, select a social forum or media upon which the selected content (which is the content displayed to the user when the social network button **1000** is activated) is to be posted and/or a predetermined group within that social media to which the content is to be posted. Alternatively, these selections could be preconfigured or preselected by the user.

The social network button can also be used to "turn up" or "turn down" a social volume visualization. The Intelligent TV **100** can create dynamically a visualization of aggregated connections (and inbound and/or outbound messages) from a variety of social networks. The aggregation (and inbound and outbound messages) can be depicted graphically on the screen as a volume of connections to influence the viewer user. With a social volume visualization, selected contents of each linked social network profile of a social contact (and inbound and/or outbound messages from or to the linked social network contact and/or current activity of the social contact (such as watching the same programming or content the viewer is currently watching) can be presented in a separate tile (or visually displayed object). The size of the tile can be related to any number of criteria, including a relationship of the linked social contact (e.g., a relative degree of importance or type of relationship can determine the relative size of the tile, a degree of influence of the linked social contact to the current viewer, a geographic proximity of the linked social contact to the current viewer, a degree to which the currently provided media content is of interest to both the viewer and linked social contact (e.g., both parties enjoy war movies, murder mysteries, musicals, comedies, and the like), an assigned ranking of the linked viewer by the viewer, a type of social network type linking the viewer with the linked social contact, a current activity of the social network contact (e.g., currently watching the same content that the viewer is currently watching), a current online or offline status of the linked social contact, and a social network grouping type or category to which both the viewer and linked social contact belong (e.g., work contact, best friend, family member, etc.).

The viewer can designate a portion of the screen to depict the social network aggregation. By turning the social volume up (+) or down (−), the viewer can increase the size and/or numbers of linked contact tiles provided to the viewer. In other words, by increasing the social volume the viewer can view, access, and/or push more social content from those of his or her social networks associated with him or her in a memory of the Intelligent TV. By decreasing the social volume, the viewer can view, access, and/or push less social content from his or her associated social networks. By selecting the mute button **724**, the viewer can stop or pause any interactivity with his or her associated social networks (e.g., inbound or outbound messages). Social volume and/or mute can be separated into two (or more) volume settings for outbound and inbound social network activity. By way of illustration, a first volume setting, control, and/or button can control the volume for outbound social network activity (e.g., outbound social messages) while a second (different) volume setting, control, and/or button can control the volume for inbound social network activity (e.g., inbound social messages). By way of further illustration, a first mute setting, control, and/or button can stop or pause outbound social network activity (e.g., outbound social messages) while a second (different) mute setting, control, and/or button can stop or pause inbound social network activity (e.g., inbound social messages).

A functional block diagram of the remote control is shown in FIG. **12**. The remote control **700** includes a controller **1208** to control and supervise remote control operations, optional wireless (RF) transceiver **1224** and antenna **1244** to send and receive wireless signals to and from the Intelligent TV **100** and other external components, optional infrared emitter **1228** to emit infrared signals to the Intelligent TV **100**, optional light emitting diode or LED driver **1232** to control LED operation to provide video-enabled feedback to the user, actuators **1220** (including the various buttons and other actuators discussed above in connection with FIGS. **7**

and **10**), and joystick **900**, all interconnected via a bus **1248**. An on board power source **1200** and power management module **1204** provide power to each of these components via power circuitry **1240**. The infrared emitter **1228** and receiver (not shown) on the Intelligent TV system **100** can be used to determine a displayed object illuminated by the infrared signal and therefore adjust the displayed image, for example to indicate a focus of the user (e.g., illuminate a displayed object or show cursor position relative to displayed objects on the screen) and to determine and activate a desired command of the user. This can be done by tracking a position of the remote control in relation to infrared tracking reference points (e.g., a sensor bar or infrared LED's) positioned on or adjacent to the screen of the Intelligent TV **100**. Motion tracking can further be augmented using position information received from a multi-axis gyroscope and/or accelerometer on board the remote control (not shown).

Referring now to FIG. **14**, a panel configuration in accordance with embodiments of the present disclosure is illustrated. As previously discussed, the panel manager **536** is operable to display panels in the user interface to manage transitions between those panels or to affect user interface inputs received in the panel. The panel manager **536** may thus be in communication with different user interface panels such as a global panel **516**, a volume panel **520**, a settings panel **524**, an applicant panel **544** and/or a notification panel **528**. The panel manager **536** can display these types of panels depending on the inputs received from the input event dispatcher **508**. The panel system is designed to provide a quick access to extended functionality while still maintaining visibility into the main content view.

As illustrated in FIG. **14**, an intelligent TV **100** may display a global panel **1404**, active content view **1408**, and the application panel **1412**. The global panel **1404** may be the same or similar to global panel **516**. The global panel **1404** may include information that is associated with the home screen or top level hierarchal information for the user. For instance, global panel **1404** may be used to contain and access functionality that exists at a system level; this functionality may be completely independent of the currently viewed content. The global panel **1404** may be displayed in such a manner as to not disrupt the content view area **1404**; that is, the global panel **1404** may be displayed in such a manner as to provide a user the ability to view content displayed in the content view area **1408**. For example, the global panel **1404** may be translucent in nature such that the content displayed in the content view area **1408** is displayed (i.e. still viewable to a user), behind the global panel **1404**. The global panel **1404** may provide a consistent access to high level actions across all applications, an anchor for all views, a unified experience, and further may follow the same pattern as the application panel **1412**. Moreover, and as previously discussed, global panel **1404** may be displayed by the intelligent TV **100** such that the active content in the content view area **1408** is always in view. In some embodiments, the global panel **1404** and the contents of the global panel **1404** may depend on the user; that is, the global panel **1404** may be specific to one or more users. Therefore, the global panel **1404** may also be thought of as a home panel.

Referring now to FIG. **15**A, a global panel configuration in accordance with embodiments of the present disclosure is depicted. Specifically, intelligent TV **100** may display a global panel **1404** such that the global panel **1404** appears on the left side of the intelligent TV **100**. However, intelligent TV **100** is not limited to displaying the global panel **1404** on the left; in some embodiments and consistent with the present disclosure, the global panel **1404** may be displayed on the right side of intelligent TV **100**, near the top side of intelligent TV **100**, near the bottom of intelligent TV **100**, and also in the center of intelligent TV **100**. Moreover, the intelligent TV **100** may display content in active content area **1408**.

Referring now to FIG. **15**B, a detailed global panel **1404** configuration of FIG. **15**A is illustrated in accordance with embodiments of the present disclosure. The global panel **1404** may include time information **1506** and network information **1508**. The time information **1506** may include, but is not limited to, the current time, the date in various formats including the day of the week, the year, the month, the day of the month, the time zone, and various times in different times zones, among others. The time information **1506** may be displayed in various formats, and may be customizable. The network information **1508** may indicate a network status and connection to a user. The network information **1508** can include other information, such as the name of the network or a strength of the network signal. The network status may include states of the network, including wifi connected, Ethernet connected, and offline, among others. The network status may use visual representations of the network information to convey the information to the user. In various embodiments, the time information **1506** and/or the network information **1508** cannot receive a user focus.

The global panel **1404** may include one or more sources represented by icons and text, or shortcuts, **1504**A-E. Of course, more or less icons and text **1504**A-E may be displayed. As previously discussed, each icon and text **1504**A-E may be associated with one or more sources of content. For example, icon and text **1504**A may be associated with Live TV application **452**; icon and text **1504**B may be associated with video on demand **456**; icon and text **1504**C may be associated with media center application **460**; icon and text **1504**D may be associated with application center application **464**; and icon and text **1504**E may be associated with one or more sources of content, either internal or external. Moreover, icon and text **1504**F may provide the ability for all sources of content to be displayed within global panel **1404**. Global panel **1404** may additionally indicate a source that is selected or highlight using indicator **1512**; for example, indicator **1512** may comprise a box positioned around Live TV—**801** CNXN. Although illustrated as a box, other methods or configurations which provide for icon selection and/or identification may be used. For example, instead of a box, indicator **1512** may comprise adjusting the background of an icon and text, such as **1504**A for example, such that the color, shade, or hue is different. Alternatively, or in addition, indicator **1512** may comprise enlarging or magnifying the icon and text.

The text portion of icon and text **1504**A-**1504**F may additional include the current application, source, or channel that is currently maintained, on hold, active, and/or associated with another content that is not currently displayed in content display area **1408**. Thus, in various configurations, for Live TV a program name and/or current program playing may be displayed; for on demand a name of the media and/or media that is currently on VOD may be displayed; for media center, a name of the media and/or media that is currently on, and/or names of videos or albums may be displayed; for application center, a name of the application and/or the application that is currently playing may be displayed; and for inputs, custom names may be displayed.

For example, active content area **1408**, in reference to FIG. **15**B, is currently displaying a Live TV view (specifically **801** CNXN). The other icons and text, **1504**B-**1504**E,

may display the previously active content, or content that was previously displayed in active area **1408**, at one time, but is now currently in a hold, inactive, or paused stated. For example, icon and text **1504**B displays "On Demand—Skyfalls"; that is on demand application **456** may have previously been displaying some form of content—video, image, TV shows, etc.; the text of icon **1504**B includes a title of the content that was previously displayed—"Skyfalls". Similarly, the text portion of icon and text **1504**D displays a previously displayed, or active, application—for example, "Bubble Bird". The application "Bubble Bird" may still reside in some form of application memory associated with application center application **464**. As another example, the text portion of icon and text **1504**E includes HDMI **1**—YBOX **720**; source content on the HDMI **1** port from a YBOX **720** was previously displayed in content area **1408**.

Additionally, global panel **1404** may include a shortcut area **1516**. The shortcut area **1516** may provide access to frequently used applications, sources, or areas of intelligent TV **100**. Moreover, shortcut area **1516** may be user configurable; that is a user may be able to decide what applications or sources are displayed. As illustrated in FIG. **15**B, shortcut area **1516** displays an icon for browser **1520**A, an icon for a settings menu **1520**B, and an icon for alerts **1520**C. The settings **1520**B may provide a user access to one or more intelligent TV **100** configurations. Additionally, the Alerts icon **1520**C, may indicate a number of alerts, or messages, a user has. The alert messages may be messages involving the operation and configuration of intelligent TV **100**, messages received from one or more users, indications that new content has arrived, emergency messages, notifications, or the like.

In some configurations, when a user focuses on and selects an icon in the shortcut area **1516**, the global panel may dismiss and the application or silo corresponding to the selected icon may launch. For example, when browser **1520**A in the shortcuts area **1516** is selected, the global panel may dismiss and the Intelligent TV system **100** may switch the silo to a browser application (e.g., via application layer **416**) and the browser launches. Likewise, when settings menu **1520**B in the shortcuts area **1516** is selected, the global panel may dismiss and the Intelligent TV system **100** may launch a settings application (e.g., via application layer **416**) and, for example, a system settings menu (e.g., settings panel **524**) may launch on top of the current view without the occurrence of any silo switching. Also, for example, a notifications icon may be displayed in the shortcuts area **1516**, and when it is selected, the global panel may dismiss and the Intelligent TV system **100** may launch a notifications application (e.g., via application layer **416**) and, for example, a notifications menu (e.g., notification panel **528**) may launch on top of the current view. In various embodiments, the notifications icon displayed in the shortcuts area **1516** may indicate a number of notifications. For example, the number of the notifications can be from 0 to 9 when there are between 0 and 9 notifications respectively, and when there are more than 9 notifications, it may display "9+". The number of notifications may remain unchanged until the user takes an action, e.g., by selecting on a notification or by removing all the notifications.

When the focus is shifted to the shortcut area **1516**, or an icon in the shortcut area **1516**, stickiness may apply; e.g., any item or area that was in focus previously may remain in focus upon any relaunching. Also, when the shortcut area **1516** receives focus for an initial time, the first item (e.g., browser **1520**A) may receive the focus.

In addition, the global panel **1404** may be displayed such that the actively displayed content is displayed in active content area **1408** and is further visible behind global panel **1404**. For example, the content currently displayed on the intelligent TV **100** is of a desk; the global panel **1404** may be translucent such that the content is displayed below or behind the global panel **1404**, as represented by the dotted lines in FIG. **15**B.

As illustrated in FIG. **15**C, and in accordance with embodiments of the present disclosure, as the indicator **1512** is moved to a different source, the content or a preview of the content may be displayed in active content area **1408**. For example, FIG. **15**C illustrates an image or video associated with Skyfalls being displayed in content area **1408**. Similar to FIG. **15**B, the content is displayed such that a user can view content even though global panel **1404** may reside over the actively displayed content.

An additional illustrative configuration of the global panel is shown in a television interface **1600** in FIG. **16**. In this example, a global panel **1636** provides for a representation of silos **1604**. For example, the Live TV application is represented by the Live TV display information **1608** at the top of the list of silos **1604**. Similarly, an information display **1612** for the on demand silo is presented after, or below in this case, the Live TV information line **1608**. The other content application silos for media center **1616** and applications **1624** are shown below the first two content application silos.

A representation of an input source **1624** is shown on a line associated with the HDMI input. In this case, the silos are oriented from top to bottom. The silo information may also present other information, such as the current state of the silo, in the information line. For example, the information line **1608** shows that the Live TV application is currently displaying channel **30**, CNN news. Further, a selection line **1628** can provide for other inputs, which may include the other input sources not currently shown in the global panel display **1636**. The user may move the focus box **1632** onto one of the lines **1608** through **1628**. Upon moving the focus and either selecting another button or user interface selection device or loitering the focus box **1632** for a predetermined amount of time over the silo information line, the user can select that silo from the global panel **1636**. Unused or undetected inputs may be displayed along with inputs that are in use and all inputs, including unused or undetected inputs may receive focus and be selected. Different visual indicators may show that an input is in focus, selected, and undetected, among others. If an unconnected or undetected input is selected, the screen may show the input source and a "no signal" message, for example. In embodiments, each input source may have one of two states: either connected/detected or unconnected/undetected, and silos may be considered always to be connected. Other inputs may be only considered connected if they are in an "on" state; for example, a VGA input. Various inputs may also be hidden, for example, a user may be able to hide undetected inputs. Hiding inputs may cause the list to collapse. Also, icons and/or text associated with inputs may change based on changes to the inputs.

If there is too much information (e.g., too many silos or applications) to display at one time in the global panel, the global panel may have a scrollbar or other means for the user to view the overflow information (e.g., information that will not fit on the screen). The scrollbar may appear as necessary, and be hidden when not necessary. Also, if a user selects (e.g., switches to) a different input source, the selected unconnected/undetected input may be removed from the list

if the list is collapsed when the global panel launches again. When an unconnected/undetected input source is listed on a collapsed silo/input list, it may follow a specified order. Various types of information in the global panel may be collapsible and expandable. Also, areas in the global panel may be used for other purposes (e.g., branding and advertising), and may not be selectable by the user.

Further, when an unconnected/undetected input is selected, and the global panel is launched with a collapsed list, the selected input may be shown on the list in the unconnected/undetected state. The selected input should also be in focus and selected. For example, if HDMI **3** with no device connected is selected from a source changer, and the global panel is launched with the collapsed silo/input list, the HDMI **3** should still be shown on the list, but with an unconnected/undetected state to indicate there is no device connected. In addition, if the global panel is launched with an expanded list, and HDMI **3** with no device connected is selected and then the user collapses the silo/input list, the HDMI **3** should still be shown on the list, but with the unconnected/undetected state to indicate there is no device connected.

Thus, as discussed herein, the silo/input list can become scrollable when the number of items on the list exceeds the space that allows, e.g., when the list is expanded, and when there is no message, the message area may be left blank. In certain configurations, the size of the scrollable zone does not change based on the present of the message. Also, when there is a message displayed, the scrollable area automatically moves up to just above the message area and the message area does not float on top of the list.

In various configurations, a collapsed list is in a default state when the global panel launches for a first time. After an initial launch, the list may follow a 'stickiness' rule, e.g., if the silo/input source list is collapsed when it is dismissed, when the global panel relaunches, the list may remain collapsed; likewise, if the list is expanded when it is dismissed, when the global panel relaunches, the list may remain expanded.

In addition global panel **1636** may include various buttons (e.g., hot keys). For example, global panel **1636** shows hot keys **1640**, **1642**, **1644**, and **1646**, which may take any form, including displaying various shapes, colors, and text, and have various functions. In addition, they may be user configurable. In FIG. **16**, hot key **1640** may be a red color and have the text "Edit" associated with the key, and it may be enabled only when an input source of HDMI, Comp/YPbPr, Video output, and VGA is in focus. Hot key **1640** may allow a user to give a customized name to an input source. Hot key **1642** may be a yellow color and have the text "Show All" associated with the key. Hot key **1642** may have a toggle function that allows the user to show all inputs, including unconnected/undetected ones, and to hide the unconnected/undetected inputs (e.g., to expand and collapse the silo/input list). Hot keys **1644** and **1646** in FIG. **16** do not have any function assigned to them.

Further, a D-pad (e.g., D-pad **760**) may be used to navigate among elements (e.g., icons, silos, applications, etc.) in the global panel. For example, the silo/input list and the shortcuts bar may be two vertical zones and a user can use the 'left' and 'right' keys on a D-pad to navigate between the two zones. In various configurations, stickiness can apply, e.g., when the user shifts the focus between the two vertical zones, the item that is in focus previously within the zone receives the focus upon relaunch. Thus, if browser is the last item the user used on the shortcuts bar, when the user presses the right key (to shift the focus from the silo/input list to the shortcuts bar), the browser should receive the focus. The 'up' and 'down' keys on a D-pad may be used to navigate between items within each vertical zone.

In some configurations, when the global panel is first launched, only the silos and connected input sources may be shown, and when the global panel relaunches, there are several rules that can apply. For example, if the silo/input list previously only showed the connected/detected inputs, it may remain the same way. If the silo/input list previously was expanded to include the unconnected/undetected inputs, it may remain the same way as well. Also, because the silo/input list is scrollable, when the global panel relaunches, it may automatically scroll to the position so the silo/input that was selected as a current source is visible. In embodiments, the current selected silo/input can be in focus as well.

The global panel can be dismissed by various methods, including but not limited to: pressing a back button; pressing a global panel button on the remote while the panel is launched; selecting one of the input sources; launching an application from the shortcuts bar; and pressing a hot key (e.g., **1640** to edit so that the global panel dismisses and an edit window launches); and launching other panels. In various embodiments, there may be a time when no user interaction is possible after dismissing the global panel (e.g., no user interaction for any number of seconds).

An illustrative edit window is shown in a television interface **1700** in FIG. **17**. In FIG. **17** an edit window **1704** is displayed, showing the selected input to edit (e.g., HDMI1) and an input area **1708** (e.g., a text field), together with a Cancel button **1712** and an OK button **1714**. In embodiments, when a user interacts with the edit window **1704**, additional information and input features may appear on the television interface **1700**, for example, a list of choices or a keyboard. The text field may be in focus with the edit window is launched, and may allow a maximum number of characters. If there is no custom name given to the selected input source, the text field may be blank as shown. If there is a custom name given to the selected input, the custom name may be displayed. The Cancel button **1712** may dismiss the edit window **1704** and other information associated with the window, without changing the name associated with the input. The OK button **1714** can confirm the current entered name and upon being selected, the edit window **1704** and other information may dismiss and the entered name will be shown as the custom name for the input in the global panel **1636** when it is launched next time. In embodiments, a back button (e.g., back button **752**) may behave the same as the Cancel button **1712**. As previously discussed, global panel **1636** provides the user with universal access to the main features/functions and shortcuts to the most frequently used or desired applications. As such, it may be considered a "home" location for users. The global panel **1404** allows a user to configure its layout and display, such as determining which silos (including applications and sources, for example) are displayed and choosing custom names for items. By accessing the global panel, a user may thus be able to quickly access a silo or an input source and any related additional information. Related additional information may include content on a silo, custom names of an input source, and connection status of devices, among others.

As discussed above, a global panel **1636** provides for a representation of silos **1604**. A content application silo can include representations for a first time experience (FTE). The FTE representations present the application in a first start up and include a series of user interfaces for the user to begin using the content application silo. For example, if a

user begins an application and the application was not currently running or is restarted, a user interface **1800** may be presented to the user, as shown in FIG. **18**. The user interface **1800** can include an icon **1804** that represents the application being executed. In this case, the icon for the media center **1804** is shown in user interface **1800**. Further, an indication to the user that the content application silo is starting or is being executed is represented by a user interface device **1808**, which demonstrates that the content is loading by rotating a revolving wheel.

Upon starting the content application silo, the user may be presented with one or more different user interfaces associated with the type of silo. The user interfaces indicate that the silo is conducting or needs to conduct some initial operation to begin providing content. For example, a first user interface **1900** is shown in FIG. **19**A. The user interface **1900** for the VOD application silo requires that the user select a "Get Started" icon or button **1904** to initiate the VOD application. Upon using the remote control **700** to move the focus to the "Get Started" icon or button **1904**, the user can select the "Get Started" icon or button **1904** to have the television **100** locate and present the VOD sources and/or content to the user.

Similarly, a first time experience user interface **1908** for the Live TV application is shown in FIG. **19**B. In this example, two buttons **1912** and **1916** are presented to the user. The button **1912**, when selected by the user, requires the TV **100** to scan digital TV signals to determine which channels or content sources are available for the Live TV application. Similarly, if the user selects button **1916**, the television **100** scans analog TV signals to determine the channels that may be available for the Live TV application.

A first time experience user interface **1920** for the media center is presented in FIG. **19**C. In this example, there is no icon or other button to select but rather a presentation of information **1924** in the user interface **1920**. The presentation of information **1924** requests that the user connect any type of devices to the television **100** or a network that may be associated with the television **100** for the television **100** to extract media, such as pictures and videos, either stored by or created by the user. Once the devices are scanned, the media center may store or create a logical database for the content that may be presented through the media center silo.

During the live cycle of the silo, the silo may include one or more different states that may be different from the normal operating state of the silo. If the silo enters a state not indicative of a normal operating state, the user interface may present information to the user to indicate the different state. For example, one or more different states for different silos are shown in FIGS. **20**A through **20**D. For example, a user interface display **2000** is shown in FIG. **20**A. The user interface **2000** presents an icon **2004** associated with the silo, in this case, a VOD icon, and provides information that indicates a different state than the normal operating conditions exists. This information **2008** indicates that there is a connection error and the VOD sources cannot be accessed. As such, the user is presented with information about how the silo is operating during the silo's life cycle if that silo is not in a normal operating condition.

User interface **2012** is presented in FIG. **20**B and provides an icon and information **2016** for the Live TV application. In this example, the Live TV application has no signal and is shown with information **2016** on a television screen **304** to indicate this abnormal operation for the Live TV application silo. A "no signal" condition may occur if the content broadcast signal from a satellite, cable box, or antenna is not being received by the television **100**. This information **2016** allows the user to understand that the Live TV application is not operating within normal parameters.

The user interface **2020** is presented to the user with information **2024** for the Live TV application, as shown in FIG. **20**C. In this example, the Live TV application has been changed to a channel that provides scrambled content. A scrambled television signal can be a signal that is not provided to this particular user based on their access to content in the Live TV application. For example, a pay for view service, such as HBO or Showtime, may not be provided if the user has not paid for access to those channels or content providers. As such, the Live TV application receives a scrambled channel or scrambled signal for those content sources and the information **2024** may be presented to the user, with the user interface **2020**, indicating that content has been scrambled.

Similar types of life cycle indications may also be presented for input sources. For example, user interface **2028** may be presented to a user, as shown in FIG. **20**D. User interface **2028** indicates, with information **2032**, that there is no signal coming from an HDMI **1** port. For example, if no device is connected to HDMI **1**, the TV **100** can indicate that there is no signal being received at the HDMI **1** port. As such, the user can determine that the operation of any device that should be connected to the HDMI **1** port is not operating correctly.

FIG. **21** is a flow diagram of an embodiment of a method **2100** for selecting and displaying one or more panels for viewing by a user. Method **2100** is in embodiments performed by a device, such as device **100**. More specifically, one or more hardware and software components may be involved in performing method **2100**. In one embodiment, one or more of the previously described modules perform one or more of the steps of method **2100**. The method **2100** may be executed as a set of computer-executable instructions executed by a computer system and encoded or stored on a computer-readable medium. Hereinafter, the method **2100** shall be explained with reference to the systems, components, modules, software, etc. described in conjunction with FIGS. **1**-**23**F.

Method **2100** may continuously flow in a loop, flow according to a timed event, or flow according to a change in an operating or status parameter. Method **2100** is initiated at step **2104**. Step **2104** may start with an intelligent television **100** receiving input from a remote or channel changer associated with a user. Based on the remote or channel changer input, the step **2104** may flow to step **2108**, where the input received is analyzed. At step **2312**, if it is determined that the analyzed communication is associated with displaying a global panel, such as panel **1404**, then method **2100** proceeds to step **2116** where the user, or a user profile associated with the user is identified. Because the content information is not specific to the content displayed in the active content area **1408**, once the user or user profile associated with a user has been identified, the method then proceeds to step **2120** to retrieve content information to display in the global panel **1404**. At step **2124** the retrieved content is then displayed in the global pane **1404**.

At step **2128** additional focus information indicating a specific icon and text, or shortcuts, corresponding to icon and text **1504**A-F may be received from a user. The specific icon and/or text with focus information may then be used to identify a specific application to select such that content is displayed in the active content area **1404** at step **2132**. The method **2100** may then end at step **2136** or repeat step **2104**.

If, at step **2112**, it is determined that the analyzed input corresponds to the display of an application panel, such as

application panel **1412**, then, at step **2140**, the content displayed in the active content area **1408** and/or the source is analyzed. At step **2144**, a panel type is selected; the panel type may correspond to one or more panel types as described with reference to FIGS. **17**A-**17**B. At step **2148**, content information to populate the panel type is retrieved, and the content is then displayed at step **2152** in the application panel. After step **2152**, additional focus information may be received at step **2156**. Upon receiving additional focus information, the method **2100** may repeat at step **2140**, where the content in the active content area and/or the source is analyzed. Alternatively, or in addition, the method **2100** may end at **2136**.

The exemplary systems and methods of this disclosure have been described in relation to one or more embodiments of a global panel. However, to avoid unnecessarily obscuring the present disclosure, the preceding description omits a number of known structures and devices. This omission is not to be construed as a limitation of the scopes of the claims. Specific details are set forth to provide an understanding of the present disclosure. It should however be appreciated that the present disclosure may be practiced in a variety of ways beyond the specific detail set forth herein.

Furthermore, while the exemplary aspects, embodiments, and/or configurations illustrated herein show the various components of the system collocated, certain components of the system can be located remotely, at distant portions of a distributed network, such as a LAN and/or the Internet, or within a dedicated system. Thus, it should be appreciated, that the components of the system can be combined in to one or more devices, such as a cable box or other set top box used to provide content to a television, a smart device used to watch streamed shows, and or other smart devices used to watch content, or collocated on a particular node of a distributed network, such as an analog and/or digital telecommunications network, a packet-switch network, or a circuit-switched network. It will be appreciated from the preceding description, and for reasons of computational efficiency, that the components of the system can be arranged at any location within a distributed network of components without affecting the operation of the system. For example, the various components can be located in a switch such as a PBX and media server, gateway, in one or more communications devices, at one or more users' premises, or some combination thereof. Similarly, one or more functional portions of the system could be distributed between a telecommunications device(s) and an associated computing device.

Furthermore, it should be appreciated that the various links connecting the elements can be wired or wireless links, or any combination thereof, or any other known or later developed element(s) that is capable of supplying and/or communicating data to and from the connected elements. These wired or wireless links can also be secure links and may be capable of communicating encrypted information. Transmission media used as links, for example, can be any suitable carrier for electrical signals, including coaxial cables, copper wire and fiber optics, and may take the form of acoustic or light waves, such as those generated during radio-wave and infra-red data communications.

Also, while the flowcharts have been discussed and illustrated in relation to a particular sequence of events, it should be appreciated that changes, additions, and omissions to this sequence can occur without materially affecting the operation of the disclosed embodiments, configuration, and aspects.

A number of variations and modifications of the disclosure can be used. It would be possible to provide for some features of the disclosure without providing others.

For example in one alternative embodiment, the panel displayed to a user may comprise one or more combinations of silos and input sources, shortcuts to applications and functions, messages and notifications and alerts, and time and network information. In another alternative embodiment, only one of silos, input sources, shortcuts to applications and functions, messages and notifications and alerts, and time and network information is displayed.

In yet another embodiment, the systems and methods of this disclosure can be implemented in conjunction with a special purpose computer, a programmed microprocessor or microcontroller and peripheral integrated circuit element(s), an ASIC or other integrated circuit, a digital signal processor, a hard-wired electronic or logic circuit such as discrete element circuit, a programmable logic device or gate array such as PLD, PLA, FPGA, PAL, special purpose computer, any comparable means, or the like. In general, any device(s) or means capable of implementing the methodology illustrated herein can be used to implement the various aspects of this disclosure. Exemplary hardware that can be used for the disclosed embodiments, configurations and aspects includes computers, handheld devices, telephones (e.g., cellular, Internet enabled, digital, analog, hybrids, and others), and other hardware known in the art. Some of these devices include processors (e.g., a single or multiple microprocessors), memory, nonvolatile storage, input devices, and output devices. Furthermore, alternative software implementations including, but not limited to, distributed processing or component/object distributed processing, parallel processing, or virtual machine processing can also be constructed to implement the methods described herein.

In yet another embodiment, the disclosed methods may be readily implemented in conjunction with software using object or object-oriented software development environments that provide portable source code that can be used on a variety of computer or workstation platforms. Alternatively, the disclosed system may be implemented partially or fully in hardware using standard logic circuits or VLSI design. Whether software or hardware is used to implement the systems in accordance with this disclosure is dependent on the speed and/or efficiency requirements of the system, the particular function, and the particular software or hardware systems or microprocessor or microcomputer systems being utilized.

In yet another embodiment, the disclosed methods may be partially implemented in software that can be stored on a storage medium, executed on programmed general-purpose computer with the cooperation of a controller and memory, a special purpose computer, a microprocessor, or the like. In these instances, the systems and methods of this disclosure can be implemented as program embedded on personal computer such as an applet, JAVA® or CGI script, as a resource residing on a server or computer workstation, as a routine embedded in a dedicated measurement system, system component, or the like. The system can also be implemented by physically incorporating the system and/or method into a software and/or hardware system.

Although the present disclosure describes components and functions implemented in the aspects, embodiments, and/or configurations with reference to particular standards and protocols, the aspects, embodiments, and/or configurations are not limited to such standards and protocols. Other similar standards and protocols not mentioned herein are in existence and are considered to be included in the present

disclosure. Moreover, the standards and protocols mentioned herein and other similar standards and protocols not mentioned herein are periodically superseded by faster or more effective equivalents having essentially the same functions. Such replacement standards and protocols having the same functions are considered equivalents included in the present disclosure.

The present disclosure, in various aspects, embodiments, and/or configurations, includes components, methods, processes, systems and/or apparatus substantially as depicted and described herein, including various aspects, embodiments, configurations embodiments, subcombinations, and/or subsets thereof. Those of skill in the art will understand how to make and use the disclosed aspects, embodiments, and/or configurations after understanding the present disclosure. The present disclosure, in various aspects, embodiments, and/or configurations, includes providing devices and processes in the absence of items not depicted and/or described herein or in various aspects, embodiments, and/or configurations hereof, including in the absence of such items as may have been used in previous devices or processes, e.g., for improving performance, achieving ease and\or reducing cost of implementation.

The foregoing discussion has been presented for purposes of illustration and description. The foregoing is not intended to limit the disclosure to the form or forms disclosed herein. In the foregoing Detailed Description for example, various features of the disclosure are grouped together in one or more aspects, embodiments, and/or configurations for the purpose of streamlining the disclosure. The features of the aspects, embodiments, and/or configurations of the disclosure may be combined in alternate aspects, embodiments, and/or configurations other than those discussed above. This method of disclosure is not to be interpreted as reflecting an intention that the claims require more features than are expressly recited in each claim. Rather, as the following claims reflect, inventive aspects lie in less than all features of a single foregoing disclosed aspect, embodiment, and/or configuration. Thus, the following claims are hereby incorporated into this Detailed Description, with each claim standing on its own as a separate preferred embodiment of the disclosure.

Moreover, though the description has included description of one or more aspects, embodiments, and/or configurations and certain variations and modifications, other variations, combinations, and modifications are within the scope of the disclosure, e.g., as may be within the skill and knowledge of those in the art, after understanding the present disclosure. It is intended to obtain rights which include alternative aspects, embodiments, and/or configurations to the extent permitted, including alternate, interchangeable and/or equivalent structures, functions, ranges or steps to those claimed, whether or not such alternate, interchangeable and/or equivalent structures, functions, ranges or steps are disclosed herein, and without intending to publicly dedicate any patentable subject matter.

What is claimed is:

1. A method of displaying content on a television, comprising:

receiving, by a processor, an indication associated with a selection by a user;

determining, by the processor, based on the received indication, a global panel to display via the television;

retrieving, by the processor, from memory, a first content information for display in the global panel; and

displaying, via the television, the retrieved content information in the global panel, wherein the global panel includes a list of sources of content for the intelligent television, wherein at least one of the sources is highlighted as being associated with the first content information, and wherein the sources include a live television source, a video on demand source, a media center source, an applications source, and an electrical input associated with the television.

2. The method of claim **1**, further comprising:

identifying a user associated with the received indication;

retrieving one or more settings associated with the identified user;

retrieving, from memory, content information associated with the identified user; and

displaying, via the television, the retrieved content information in the global panel.

3. The method of claim **1**, further comprising:

identifying a user associated with the received indication;

retrieving, from memory, one or more settings associated with the identified user;

retrieving, from memory, content information associated with the identified user and the one or more settings associated with the user; and

displaying, via the television, the retrieved content information in the global panel.

4. The method of claim **1**, further comprising:

receiving a second indication associated with a selection by a user;

determining, based on the second indication, a source of content information to be displayed in the global panel based;

retrieving at least a portion of content information from the determined source; and

displaying, via the television, the content information associated with the determined source.

5. The method of claim **1**, wherein the global panel comprises information from at least two different panel types.

6. The method of claim **1**, further comprising:

identifying at least one of a content source and a content information currently being displayed via a television;

selecting a panel type based on the identified at least one of content source and content information currently being displayed via the television;

retrieving, from memory, content information based on the selected panel type; and

displaying, via the television, the retrieved content information in the global panel based on the selected panel type.

7. The method of claim **6**, further comprising:

receiving a second indication associated with a selection by a user;

selecting a panel type based on the second indication;

retrieving, from memory, content information based on the selected panel type and the second indication; and

displaying, via the television, the retrieved content information in the global panel.

8. The method of claim **7**, wherein the retrieved content information comprises information associated with content information marked as favorite.

9. The method of claim **7**, wherein the retrieved content information comprises information associated with content information recently viewed.

10. The method of claim **7**, wherein the retrieved content information comprises information associated with content information marked as favorite and further comprises information associated with content information recently viewed.

11. A non-transitory computer readable information storage medium having stored thereon instructions that cause a computing system to execute a method of displaying content on a television, comprising:

receiving an indication associated with a selection by a user;

determining, based on the received indication, a global panel to display via the television;

retrieving from memory, a first content information for display in the global panel; and

displaying, via the television, the retrieved content information in the global panel, wherein the global panel includes a list of sources of content for the intelligent television, wherein at least one of the sources is highlighted as being associated with the first content information, and wherein the sources include a live television source, a video on demand source, a media center source, an applications source, and an electrical input associated with the television.

12. The non-transitory computer-readable medium of claim 11, wherein the instructions further comprise:

identifying a user associated with the received indication;

retrieving one or more settings associated with the identified user;

retrieving, from memory, content information associated with the identified user; and

displaying, via the television, the retrieved content information in the global panel.

13. The non-transitory computer-readable medium of claim 11, wherein the instructions further comprise:

identifying a user associated with the received indication;

retrieving, from memory, one or more settings associated with the identified user;

retrieving, from memory, content information associated with the identified user and the one or more settings associated with the user; and

displaying, via the television, the retrieved content information in the global panel.

14. The non-transitory computer-readable medium of claim 11, wherein the instructions further comprise:

receiving a second indication associated with a selection by a user;

determining, based on the second indication, a source of content information to be displayed in the global panel based;

retrieving at least a portion of content information from the determined source; and

displaying, via the television, the content information associated with the determined source.

15. The non-transitory computer-readable medium of claim 11, further comprising retrieving from memory a second content information for display in the global panel; and displaying, via the television, the retrieved first content information and the retrieved second content information in the global panel.

16. The non-transitory computer-readable medium of claim 11, further comprising:

identifying at least one of a content source and a content information currently being displayed via a television;

selecting a panel type based on the identified at least one of content source and content information currently being displayed via the television;

retrieving, from memory, content information based on the selected panel type; and

displaying, via the television, the retrieved content information in the global panel based on the selected panel type.

17. The non-transitory computer-readable medium of claim 16, wherein the instructions further comprise:

receiving a second indication associated with a selection by a user;

selecting a panel type based on the second indication;

retrieving, from memory, content information based on the selected panel type and the second indication; and

displaying, via the television, the retrieved content information in the global panel.

18. The non-transitory computer-readable medium of claim 17, wherein the retrieved content information comprises information associated with content information marked as favorite.

19. The non-transitory computer-readable medium of claim 17, wherein the retrieved content information comprises information associated with content information recently viewed.

20. The non-transitory computer-readable medium of claim 17, wherein the retrieved content information comprises information associated with content information marked as favorite and further comprises information associated with content information recently viewed.

21. A system for displaying content on a television, comprising:

an input device associated with the television;

a memory; and

a microprocessor that is programmed to:

receive an indication associated with a selection by a user;

determine, based on the received indication, a global panel to display via the television;

retrieve from the memory, a first content information for display in the global panel; and

display, via the television, the retrieved content information in the global panel, wherein the global panel includes a list of sources of content for the intelligent television, wherein at least one of the sources is highlighted as being associated with the first content information, and wherein the sources include a live television source, a video on demand source, a media center source, an applications source, and an electrical input associated with the television.

22. The system of claim 21, wherein the microprocessor is further operable to:

identify at least one of a content source and a content information currently being displayed via a television;

select a panel type based on the identified at least one of content source and content information currently being displayed via the television;

retrieve, from the memory, content information based on the selected panel type; and

display, via the television, the retrieved content information in the global panel based on the selected panel type.

* * * * *