Receipt date: 10/09/2012	Application Number	12170951 12170951 - GAU: 2692
INFORMATION DISCLOSURE STATEMENT BY APPLICANT (**Not for submission under 37 CFR 1.99**)	Filing Date	2008-07-10
	First Named Inventor	Yves Behar
	Art Unit	2629
	Examiner Name	S. Abebe
	Attorney Docket Number	L2039-700111

CERTIFICATION STATEMENT

Please see 37 CFR 1.97 and 1.98 to make the appropriate selection(s):

☐ That each item of information contained in the information disclosure statement was first cited in any communication from a foreign patent office in a counterpart foreign application not more than three months prior to the filing of the information disclosure statement. See 37 CFR 1.97(e)(1).

OR

☐ That no item of information contained in the information disclosure statement was cited in a communication from a foreign patent office in a counterpart foreign application, and, to the knowledge of the person signing the certification after making reasonable inquiry, no item of information contained in the information disclosure statement was known to any individual designated in 37 CFR 1.56(c) more than three months prior to the filing of the information disclosure statement. See 37 CFR 1.97(e)(2).

☐ See attached certification statement.

☒ The fee set forth in 37 CFR 1.17 (p) has been submitted herewith.

☐ A certification statement is not submitted herewith.

SIGNATURE

A signature of the applicant or representative is required in accordance with CFR 1.33, 10.18. Please see CFR 1.4(d) for the form of the signature.

Signature	/Matthew H. Grady/	Date (YYYY-MM-DD)	2012-10-09
Name/Print	Matthew H. Grady	Registration Number	52957

This collection of information is required by 37 CFR 1.97 and 1.98. The information is required to obtain or retain a benefit by the public which is to file (and by the USPTO to process) an application. Confidentiality is governed by 35 U.S.C. 122 and 37 CFR 1.14. This collection is estimated to take 1 hour to complete, including gathering, preparing and submitting the completed application form to the USPTO. Time will vary depending upon the individual case. Any comments on the amount of time you require to complete this form and/or suggestions for reducing this burden, should be sent to the Chief Information Officer, U.S. Patent and Trademark Office, U.S. Department of Commerce, P.O. Box 1450, Alexandria, VA 22313-1450. DO NOT SEND FEES OR COMPLETED FORMS TO THIS ADDRESS. **SEND TO: Commissioner for Patents, P.O. Box 1450, Alexandria, VA 22313-1450.**

ALL REFERENCES CONSIDERED EXCEPT WHERE LINED THROUGH. /S.A./

Privacy Act Statement

The Privacy Act of 1974 (P.L. 93-579) requires that you be given certain information in connection with your submission of the attached form related to a patent application or patent. Accordingly, pursuant to the requirements of the Act, please be advised that: (1) the general authority for the collection of this information is 35 U.S.C. 2(b)(2); (2) furnishing of the information solicited is voluntary; and (3) the principal purpose for which the information is used by the U.S. Patent and Trademark Office is to process and/or examine your submission related to a patent application or patent. If you do not furnish the requested information, the U.S. Patent and Trademark Office may not be able to process and/or examine your submission, which may result in termination of proceedings or abandonment of the application or expiration of the patent.

The information provided by you in this form will be subject to the following routine uses:

1. The information on this form will be treated confidentially to the extent allowed under the Freedom of Information Act (5 U.S.C. 552) and the Privacy Act (5 U.S.C. 552a). Records from this system of records may be disclosed to the Department of Justice to determine whether the Freedom of Information Act requires disclosure of these record s.

2. A record from this system of records may be disclosed, as a routine use, in the course of presenting evidence to a court, magistrate, or administrative tribunal, including disclosures to opposing counsel in the course of settlement negotiations.

3. A record in this system of records may be disclosed, as a routine use, to a Member of Congress submitting a request involving an individual, to whom the record pertains, when the individual has requested assistance from the Member with respect to the subject matter of the record.

4. A record in this system of records may be disclosed, as a routine use, to a contractor of the Agency having need for the information in order to perform a contract. Recipients of information shall be required to comply with the requirements of the Privacy Act of 1974, as amended, pursuant to 5 U.S.C. 552a(m).

5. A record related to an International Application filed under the Patent Cooperation Treaty in this system of records may be disclosed, as a routine use, to the International Bureau of the World Intellectual Property Organization, pursuant to the Patent Cooperation Treaty.

6. A record in this system of records may be disclosed, as a routine use, to another federal agency for purposes of National Security review (35 U.S.C. 181) and for review pursuant to the Atomic Energy Act (42 U.S.C. 218(c)).

7. A record from this system of records may be disclosed, as a routine use, to the Administrator, General Services, or his/her designee, during an inspection of records conducted by GSA as part of that agency's responsibility to recommend improvements in records management practices and programs, under authority of 44 U.S.C. 2904 and 2906. Such disclosure shall be made in accordance with the GSA regulations governing inspection of records for this purpose, and any other relevant (i.e., GSA or Commerce) directive. Such disclosure shall not be used to make determinations about individuals.

8. A record from this system of records may be disclosed, as a routine use, to the public after either publication of the application pursuant to 35 U.S.C. 122(b) or issuance of a patent pursuant to 35 U.S.C. 151. Further, a record may be disclosed, subject to the limitations of 37 CFR 1.14, as a routine use, to the public if the record was filed in an application which became abandoned or in which the proceedings were terminated and which application is referenced by either a published application, an application open to public inspections or an issued patent.

9. A record from this system of records may be disclosed, as a routine use, to a Federal, State, or local law enforcement agency, if the USPTO becomes aware of a violation or potential violation of law or regulation.

ALL REFERENCES CONSIDERED EXCEPT WHERE LINED THROUGH. /S.A./

EAST Search History

EAST Search History (Prior Art)

Ref #	Hits	Search Query	DBs	Default Operator	Plurals	Time Stamp
S4	76	Behar near Yves.inv.	US-PGPUB; USPAT	OR	ON	2011/03/22 16:12
S5	34	Morenstein near Joshua.inv.	US-PGPUB; USPAT	OR	ON	2011/03/22 16:12
S6	19	Hibmacronan near Christopher.inv.	US-PGPUB; USPAT	OR	ON	2011/03/22 16:13
S7	14	Edahiro near Naoya.inv.	US-PGPUB; USPAT	OR	ON	2011/03/22 16:13
S8	17	Day near Matthew.inv.	US-PGPUB; USPAT	OR	ON	2011/03/22 16:13
S10	83	("20020005818" | "20020021258" | "20030048595" | "20030109232" | "20040203535" | "20040228076" | "20050018396" | "20050041378" | "20050063145" | "20050128695" | "20050146845" | "20050210399" | "20050210399" | "20050257400" | "20050282596" | "20060126284" | "20060264243" | "20060268500" | "20070138806" | "20070182663" | "20080042987" | "20080062625" | "20080284738" | "20090244832" | "20090275366" | "20090300511" | "20090303676" | "20090322790" | "20100174993" | "3468576" | "4939514" | "5200913" | "5268817" | "5515345" | "5547698" | "5712760" | "5790371" | "5793355" | "5796575" | "5825352" | "5841631" | "5900848" | "5949643" | "5987704" | "5987704" | "6005767" | "6005767" | "6067224" | "6222507" | "6223393" | "6262885" | "6266236" | "6266236" | "6275376" | "6275376" | "6295038" | "6302612" | "6323846" | "6327482" | "6343006" | "6343006" | "6377444" | "6464195" | "6510049" | "6628267" | "6628267" | "6642909" | "6659516" | "6659516" | "6661426" | "6661426" | "6665175" | "6697055" | "6771494" | "6771494" | "6788527" | "6819304" | "6829140" | "6829140" | "6859219" | "6944012" | "6963485" | "7061472" | "7061472" | "7072179" | "7138962" | "7239508" | "7250207" | "7428142" | "7522946" | "D333636" | "D391927" | "D392944" | "D395868" | "D399526" | "D416003" | "D452238" | "D462069" | "D463797" | "D476326" | "D479708" | "D491177" | "D491936" | "D494162" | "D495674" | "D495694" | "D504128" | "D512997" |	USPAT	OR	ON	2011/03/22 19:16

		"D513509" | "D516552" | "D517541" | "D518042" | "D523429" | "D528541" | "D528993" | "D534531" | "D535292" | "D544846" | "D581371" | "D593085" | "D593086" | "D593091" | "D605635").PN.				
S11	5	"12170951"	US-PGPUB; USPAT	OR	ON	2011/03/22 19:17
S13	11	345/169.ccls. and (rotat$4 near scroll near wheel)	US-PGPUB; USPAT	OR	ON	2011/03/22 19:28
S16	3	(rotat$4 near display) same (scroll near wheel) with base	US-PGPUB; USPAT	OR	ON	2011/03/22 19:31
S19	15	(rotat$4 near display) and (scroll and wheel) same base	US-PGPUB; USPAT	OR	ON	2011/03/22 19:34
S21	76	Behar near Yves.inv.	US-PGPUB; USPAT	OR	ON	2011/03/22 19:40
S22	2	"20060264243"	US-PGPUB; USPAT	OR	ON	2011/03/22 19:43
S23	1	"6295038".pn.	US-PGPUB; USPAT	OR	ON	2011/03/22 19:57
S25	1	345/184.ccls. and (scroll near wheel) and (navigat$3 near button)	US-PGPUB; USPAT	OR	ON	2011/03/24 11:34
S30	1	"4481382".pn.	USPAT	OR	ON	2011/03/24 12:45
S34	7	(laptop) with (scroll near wheel) and (navigat$3 near button)	US-PGPUB; USPAT	OR	ON	2011/03/24 16:43
S35	1	"6184867".pn.	US-PGPUB; USPAT	OR	ON	2011/03/24 16:45
S39	11	345/184.ccls. and (navigat$3 near button)	US-PGPUB; USPAT	OR	ON	2011/03/25 15:38
S41	1	"455"/$.ccls. and (second near navigat$3 near button)	US-PGPUB; USPAT	OR	ON	2011/03/25 16:01
S48	1	"11606556"	US-PGPUB; USPAT	OR	ON	2011/03/25 17:32
S51	5	(PDA or laptop or cellular) with (two near navigat$3 near button)	US-PGPUB; USPAT	OR	ON	2011/03/25 18:40
S53	1	"20050246327"	US-PGPUB; USPAT	OR	ON	2011/03/25 20:11
S54	1	"7467356".pn.	US-PGPUB; USPAT	OR	ON	2011/03/26 19:50
S55	2	"20040001049"	US-PGPUB; USPAT	OR	ON	2011/10/11 12:57
S56	1	"20020010707"	US-PGPUB; USPAT	OR	ON	2011/10/11 12:57
S58	12	("20040001049" | "20020010707" | "5926364" | "6144358" | "6341061" | "6437974" | "6492974" | "6882335" | "6295038" | "7698407" | "20050221865" | "20080024465").pn.	US-PGPUB; USPAT	OR	ON	2011/10/11 13:08
S59	1	"6040822".pn.	US-PGPUB; USPAT	OR	ON	2011/10/11 14:59
S60	2	"20010016508"	US-PGPUB; USPAT	OR	ON	2011/10/11 15:00
S73	9	(laptop) same (frame near mode) or (stand near mode) same (longtudinal	US-PGPUB; USPAT	OR	ON	2011/10/11 15:50

		near axis)				
S75	86	Behar near Yves.inv.	US-PGPUB; USPAT	OR	ON	2011/10/11 15:56
S78	1	"7061472".pn.	US-PGPUB; USPAT	OR	ON	2011/10/11 16:10
S80	1	"6341061".pn.	US-PGPUB; USPAT; USOCR	OR	OFF	2011/10/11 16:20
S81	1	"6304431".pn.	US-PGPUB; USPAT; USOCR	OR	OFF	2011/10/11 16:22
S82	1	"6295038".pn.	US-PGPUB; USPAT; USOCR	OR	OFF	2011/10/11 16:23
S83	1	"6297752".pn.	US-PGPUB; USPAT; USOCR	OR	OFF	2011/10/11 16:24
S84	1	"5966284".pn.	US-PGPUB; USPAT; USOCR	OR	OFF	2011/10/11 16:25
S86	1	"5926364".pn.	US-PGPUB; USPAT	OR	ON	2011/10/11 16:42
S87	1	"6144358".pn.	US-PGPUB; USPAT	OR	ON	2011/10/11 16:42
S88	1	"6341061".pn.	US-PGPUB; USPAT	OR	ON	2011/10/11 16:43
S89	1	"6437974".pn.	US-PGPUB; USPAT	OR	ON	2011/10/11 16:43
S91	1	"6492974".pn.	US-PGPUB; USPAT	OR	ON	2011/10/11 16:50
S92	1	"6882335".pn.	US-PGPUB; USPAT	OR	ON	2011/10/11 16:50
S94	106	(laptop) same (rotat$3 near axis)	US-PGPUB; USPAT	OR	ON	2011/10/11 16:54
S96	18	(laptop) same (rotat$3 near axis) same (frame)	US-PGPUB; USPAT	OR	ON	2011/10/11 16:55
S97	319	(laptop or mobile) same (rotat$3 near axis) same (frame)	US-PGPUB; USPAT	OR	ON	2011/10/11 16:58
S99	26	(laptop) same (longitudinal near axis) same (rotat$3)	US-PGPUB; USPAT	OR	ON	2011/10/11 17:04
S101	14	345/169.ccls. and (longitudinal near axis) same (rotat$3)	US-PGPUB; USPAT	OR	ON	2011/10/11 17:07
S103	1	"6040822".pn.	US-PGPUB; USPAT	OR	ON	2011/10/11 17:14
S104	2	"20040001049"	US-PGPUB; USPAT	OR	ON	2011/10/11 17:18
S106	4	"10185154"	US-PGPUB; USPAT	OR	ON	2011/10/12 13:52
S112	2	"20040001049"	US-PGPUB; USPAT	OR	ON	2011/10/12 16:11
S113	1	"20050221865"	US-PGPUB; USPAT	OR	ON	2011/10/12 16:21
S131	18	"455"/$.ccls. and (scroll near wheel) and (navigat$3 near button)	US-PGPUB; USPAT	OR	ON	2011/10/12 17:51

S132	2	345/169.ccls. and (scroll near wheel) and (navigat$3 near button)	US-PGPUB; USPAT	OR	ON	2011/10/12 17:53
S133	23	(laptop or cellular or mobile) with (scroll near wheel) and (navigat$3 near button)	US-PGPUB; USPAT	OR	ON	2011/10/12 17:55
S134	7	(laptop) with (scroll near wheel) and (navigat$3 near button)	US-PGPUB; USPAT	OR	ON	2011/10/12 17:55
S135	1	"20010016508".pn.	US-PGPUB; USPAT	OR	ON	2011/10/12 18:03
S136	69	(laptop) with (scroll near wheel)	US-PGPUB; USPAT	OR	ON	2011/10/12 18:04
S142	305	(laptop or cellular) same (scroll near wheel)	US-PGPUB; USPAT; USOCR	OR	OFF	2011/10/13 10:07
S143	117	(laptop) same (scroll near wheel)	US-PGPUB; USPAT; USOCR	OR	OFF	2011/10/13 10:07
S146	77	S143 and @ad<="20080710"	US-PGPUB; USPAT; USOCR	OR	OFF	2011/10/13 10:08
S147	1	"20060284787"	US-PGPUB; USPAT; USOCR	OR	OFF	2011/10/13 10:16
S148	1	"7330923".pn.	US-PGPUB; USPAT; USOCR	OR	OFF	2011/10/13 10:17
S151	1	"20050221865"	US-PGPUB; USPAT	OR	ON	2011/10/13 14:48
S152	2	"20010016508"	US-PGPUB; USPAT	OR	ON	2011/10/13 14:51
S154	86	Behar near Yves.inv.	US-PGPUB; USPAT	OR	ON	2011/10/13 15:08
S157	1	"6266236".pn.	US-PGPUB; USPAT; USOCR	OR	OFF	2011/10/13 15:17
S158	2	"20040001049"	US-PGPUB; USPAT; USOCR	OR	OFF	2011/10/13 15:31
S159	40	Morenstein near Joshua.inv.	US-PGPUB; USPAT	OR	ON	2011/10/13 15:34
S160	21	Hibmacronan near Christopher.inv.	US-PGPUB; USPAT	OR	ON	2011/10/13 15:34
S161	16	Edahiro near Naoya.inv.	US-PGPUB; USPAT	OR	ON	2011/10/13 15:34
S162	18	Day near Matthew.inv.	US-PGPUB; USPAT	OR	ON	2011/10/13 15:34
S169	54	345/169.ccls. and (navigat$3 near button)	US-PGPUB; USPAT	OR	ON	2011/10/14 12:36
S170	51	S169 and @ad<="20080710"	US-PGPUB; USPAT; USOCR	OR	OFF	2011/10/14 12:36
S171	8	(laptop) with (navigat$3 near button)	US-PGPUB; USPAT	OR	ON	2011/10/14 12:40
S196	1	"20060264243"	USPAT	OR	OFF	2011/10/14 15:29

S197	69	(laptop) with (scroll near wheel)	US-PGPUB; USPAT	OR	ON	2011/10/14 16:08
S198	50	S197 and @ad<="20080710"	US-PGPUB; USPAT; USOCR	OR	OFF	2011/10/14 16:08
S200	153	(laptop) same (scroll near wheel)	US-PGPUB; USPAT	OR	ON	2011/10/14 16:25
S201	95	S200 and @ad<="20080710"	US-PGPUB; USPAT; USOCR	OR	OFF	2011/10/14 16:25
S225	1	"5767842".pn.	US-PGPUB; USPAT; USOCR	OR	OFF	2011/10/15 14:00
S238	305	(scroll near wheel) same (laptop or cellular)	US-PGPUB; USPAT	OR	OFF	2011/10/17 10:13
S240	117	(scroll near wheel) same (laptop)	US-PGPUB; USPAT	OR	OFF	2011/10/17 10:13
S250	2	"5436954".pn.	US-PGPUB; USPAT; FPRS; EPO; JPO; DERWENT; IBM_TDB	OR	OFF	2011/10/17 14:02
S252	1	"6295038".pn.	US-PGPUB; USPAT	OR	ON	2011/10/17 14:12
S282	2	"20060264243"	US-PGPUB; USPAT	OR	ON	2011/10/18 09:30
S328	1	"7084919".pn.	US-PGPUB; USPAT	OR	ON	2012/05/21 13:23
S329	2	"20040198460"	US-PGPUB; USPAT	OR	ON	2012/05/21 13:23
S330	1	"20050272462"	US-PGPUB; USPAT	OR	ON	2012/05/21 13:23
S331	1	"5436954".pn.	US-PGPUB; USPAT	OR	ON	2012/05/21 13:24
S334	1	"09979897"	US-PGPUB; USPAT	OR	ON	2012/05/21 14:02
S335	28	("5719799" | "5982429" | "6069648" | "6510325" | "6697117" | "6750848").PN. OR ("7084919").URPN.	US-PGPUB; USPAT; USOCR	OR	OFF	2012/05/21 14:36
S336	75	("4120038" | "5442512" | "5475441" | "5488558").PN. OR ("5719799").URPN.	US-PGPUB; USPAT; USOCR	OR	OFF	2012/05/21 16:01
S337	103	Behar near Yves.inv.	US-PGPUB; USPAT	OR	ON	2012/05/21 16:08
S338	43	Morenstein near Joshua.inv.	US-PGPUB; USPAT	OR	ON	2012/05/21 16:08
S339	22	Hibmacronan near Christopher.inv.	US-PGPUB; USPAT	OR	ON	2012/05/21 16:08
S340	23	Edahiro near Naoya.inv.	US-PGPUB; USPAT	OR	ON	2012/05/21 16:08
S341	19	Day near Matthew.inv.	US-PGPUB; USPAT	OR	ON	2012/05/21 16:08
S342	9	S337 and S338 and S339 and S340 and S341	US-PGPUB; USPAT	OR	ON	2012/05/21 16:08

S343	2	"20040001049"	US-PGPUB; USPAT	OR	ON	2012/05/21 16:13
S345	14	("20050018396" | "20050041378" | "6067224" | "D395868" | "D452238" | "D463797" | "D476326" | "D491177" | "D491936" | "D494162" | "D513509" | "D516552" | "D523429").PN. OR ("D593085").URPN.	US-PGPUB; USPAT; USOCR	OR	OFF	2012/05/21 16:20
S346	103	Behar near Yves.inv.	US-PGPUB; USPAT	OR	ON	2012/05/21 16:59
S347	43	Morenstein near Joshua.inv.	US-PGPUB; USPAT	OR	ON	2012/05/21 16:59
S348	22	Hibmacronan near Christopher.inv.	US-PGPUB; USPAT	OR	ON	2012/05/21 16:59
S349	23	Edahiro near Naoya.inv.	US-PGPUB; USPAT	OR	ON	2012/05/21 16:59
S350	19	Day near Matthew.inv.	US-PGPUB; USPAT	OR	ON	2012/05/21 16:59
S351	9	S346 and S347 and S348 and S349 and S350	US-PGPUB; USPAT	OR	ON	2012/05/21 17:00
S352	4	("20070242421" | "20080024388" | "20080158795" | "20090190295").PN.	US-PGPUB; USPAT	OR	ON	2012/05/21 17:01
S353	117737	configuration with display	US-PGPUB; USPAT	OR	ON	2012/05/21 17:08
S354	1739765	sensor or detector	US-PGPUB; USPAT	OR	ON	2012/05/21 17:08
S355	325998	laptop or "notebook computer" or "portable computer"	US-PGPUB; USPAT	OR	ON	2012/05/21 17:08
S356	37894	S353 and S354	US-PGPUB; USPAT	OR	ON	2012/05/21 17:09
S357	89456	S354 and S355	US-PGPUB; USPAT	OR	ON	2012/05/21 17:09
S358	349331	hinge	US-PGPUB; USPAT	OR	ON	2012/05/21 17:09
S359	4988	S358 and S357	US-PGPUB; USPAT	OR	ON	2012/05/21 17:10
S360	3370	S359 and @ad<="20080710"	US-PGPUB; USPAT; USOCR	OR	OFF	2012/05/21 17:10
S361	6728	flip with image	US-PGPUB; USPAT	OR	ON	2012/05/21 17:11
S362	46	S361 and S359	US-PGPUB; USPAT	OR	ON	2012/05/21 17:11
S363	32	S362 and @ad<="20080710"	US-PGPUB; USPAT; USOCR	OR	OFF	2012/05/21 17:11
S364	2400838	rotate or rotatable or rotating	US-PGPUB; USPAT; USOCR	OR	OFF	2012/05/21 17:15
S365	40	S362 and S364	US-PGPUB; USPAT	OR	ON	2012/05/21 17:16
S366	2214	345/169.ccls.	US-PGPUB; USPAT	OR	ON	2012/05/21 17:17
S367	2966	361/679.21,679.26,679.27.ccls.	US-PGPUB; USPAT	OR	ON	2012/05/21 17:17

S368	4137	455/575.1-575.2.ccls.	US-PGPUB; USPAT	OR	ON	2012/05/21 17:19
S369	3238	345/168.ccls.	US-PGPUB; USPAT	OR	ON	2012/05/21 17:21
S370	2620	S369 and @ad<="20080710"	US-PGPUB; USPAT; USOCR	OR	OFF	2012/05/21 17:22
S371	1855	S366 and @ad<="20080710"	US-PGPUB; USPAT; USOCR	OR	OFF	2012/05/21 17:22
S378	1	"6492974".pn.	US-PGPUB; USPAT; USOCR	OR	OFF	2012/05/22 15:10
S379	2	"20060264243"	US-PGPUB; USPAT; USOCR	OR	OFF	2012/05/22 15:56
S381	5	"12170939"	US-PGPUB; USPAT; USOCR	OR	OFF	2012/05/22 16:48
S382	1	"5436954".pn.	US-PGPUB; USPAT; USOCR	OR	OFF	2012/05/22 16:51
S413	1	"6492974".pn.	US-PGPUB; USPAT	OR	OFF	2012/05/29 14:24
S414	1	"11559763"	US-PGPUB; USPAT	OR	ON	2012/05/29 17:57
S419	17	("20030048595" | "20040228076" | "20050063145" | "20050128695" | "5712760" | "5847698" | "6464195" | "6642909" | "6665175" | "D399526" | "D495694" | "D528541" | "D535292").PN. OR ("D593091").URPN.	US-PGPUB; USPAT; USOCR	OR	OFF	2012/05/30 14:49
S421	1	"5436954".pn.	US-PGPUB; USPAT; USOCR	OR	OFF	2012/05/30 14:50
S432	312	361/679.3.ccls.	US-PGPUB; USPAT	OR	ON	2012/05/31 12:18
S433	260	S432 and @ad<="20080710"	US-PGPUB; USPAT; USOCR	OR	OFF	2012/05/31 12:18
S434	757	345/184.ccls.	US-PGPUB; USPAT	OR	ON	2012/05/31 12:19
S435	622	S434 and @ad<="20080710"	US-PGPUB; USPAT; USOCR	OR	OFF	2012/05/31 12:19
S440	1	"7061472".pn.	US-PGPUB; USPAT; USOCR	OR	OFF	2013/01/14 10:31
S441	1	"6295038".pn.	US-PGPUB; USPAT; USOCR	OR	OFF	2013/01/14 10:36
S442	63	("4243986" | "4749364" | "5038301" | "5115229" | "5307055" | "5335192" | "5384579" | "5537127" | "5539658" | "5568603" | "5590021" | "5659361" | "5856819").PN. OR	US-PGPUB; USPAT; USOCR	OR	OFF	2013/01/14 10:37

		("6295038").URPN.				
S444	1	"5436954".pn.	US-PGPUB; USPAT; USOCR	OR	OFF	2013/01/14 12:47
S445	23	("5490039" | "5745340" | "6262785" | "6295038" | "6487068" | "6489932" | "6643124" | "6700773").PN. OR ("6909597").URPN.	US-PGPUB; USPAT; USOCR	OR	OFF	2013/01/14 16:16
S446	35	("5262926" | "5414444" | "5508720" | "5644338" | "5739810" | "5926364" | "5949643" | "5966284" | "6006243" | "6144358" | "6295038" | "6297752" | "6304431" | "6327482" | "6341061" | "6492974" | "6700773" | "6836404").PN. OR ("7061472").URPN.	US-PGPUB; USPAT; USOCR	OR	OFF	2013/01/14 16:17
S449	7	("6693652" | "7756928" | "20050210399" | "20070240076" | "20090150826" | "20010032320" | "20080235594").PN.	US-PGPUB; USPAT	OR	OFF	2013/01/14 16:39
S450	110	Behar near Yves.inv.	US-PGPUB; USPAT	OR	ON	2013/01/14 16:42
S451	49	Morenstein near Joshua.inv.	US-PGPUB; USPAT	OR	ON	2013/01/14 16:42
S452	24	Hibmacronan near Christopher.inv.	US-PGPUB; USPAT	OR	ON	2013/01/14 16:43
S453	24	Edahiro near Naoya.inv.	US-PGPUB; USPAT	OR	ON	2013/01/14 16:43
S454	21	Day near Matthew.inv.	US-PGPUB; USPAT	OR	ON	2013/01/14 16:43
S455	10	(S450 and S451 and S452 and S453 and S454)	US-PGPUB; USPAT	OR	ON	2013/01/14 16:44
S456	5	S455 and @ad<="20080710"	US-PGPUB; USPAT; USOCR	OR	OFF	2013/01/14 16:44
S457	1	"7061472".pn.	US-PGPUB; USPAT	OR	ON	2013/01/18 09:50
S458	1	"5436954".pn.	US-PGPUB; USPAT	OR	ON	2013/01/18 09:51
S459	3193	345/169,184.ccls.	US-PGPUB; USPAT	OR	ON	2013/01/18 11:52
S460	6206	345/168-169,184.ccls.	US-PGPUB; USPAT	OR	ON	2013/01/18 11:53
S461	814	345/184.ccls.	US-PGPUB; USPAT	OR	ON	2013/01/18 11:53
S462	3180	361/679.21,679.26,679.27.ccls.	US-PGPUB; USPAT	OR	ON	2013/01/18 11:54
S463	3519	345/168.ccls.	US-PGPUB; USPAT	OR	ON	2013/01/18 11:54
S464	2665	S463 and @ad<="20080710"	US-PGPUB; USPAT; USOCR	OR	OFF	2013/01/18 11:59

EAST Search History (Interference)

<This search history is empty>

1/ 18/ 2013 2:19:09 PM
C:\ Users\ sabebe\ Documents\ EAST\ Workspaces\ 12170951.wsp

Index of Claims	Application/Control No.	Applicant(s)/Patent Under Reexamination
	12170951	BEHAR ET AL.
	Examiner	Art Unit
	SOSINA ABEBE	2629

✓	Rejected	-	Cancelled	N	Non-Elected	A	Appeal
=	Allowed	÷	Restricted	I	Interference	O	Objected

☐ Claims renumbered in the same order as presented by applicant ☐ CPA ☐ T.D. ☐ R.1.47

CLAIM		DATE								
Final	Original	03/24/2011	10/13/2011	05/29/2012	01/14/2013					
	1	✓	✓	✓	✓					
	2	✓	✓	✓	✓					
	3	✓	✓	✓	✓					
	4	✓	✓	✓	✓					
	5	✓	✓	✓	✓					
	6	✓	✓	✓	✓					
	7	✓	✓	✓	✓					
	8	✓	✓	✓	✓					
	9	✓	-	-	-					
	10	✓	✓	✓	✓					
	11	✓	✓	✓	✓					
	12	✓	✓	✓	✓					
	13	✓	✓	✓	✓					
	14	✓	✓	✓	✓					
	15	✓	✓	✓	✓					
	16	✓	✓	✓	✓					
	17	✓	✓	✓	✓					
	18		✓	✓	✓					
	19		✓	✓	✓					
	20		✓	✓	✓					
	21		✓	✓	✓					
	22			✓	✓					
	23			✓	✓					
	24			✓	✓					

To: gengelson@LALaw.com,docketing@LALaw.com,
From: PAIR_eOfficeAction@uspto.gov
Cc: PAIR_eOfficeAction@uspto.gov
Subject: Private PAIR Correspondence Notification for Customer Number 37462

Feb 01, 2013 05:35:37 AM

Dear PAIR Customer:

LANDO & ANASTASI, LLP
ONE MAIN STREET, SUITE 1100
CAMBRIDGE, MA 02142
UNITED STATES

The following USPTO patent application(s) associated with your Customer Number, 37462 , have new outgoing correspondence. This correspondence is now available for viewing in Private PAIR.

The official date of notification of the outgoing correspondence will be indicated on the form PTOL-90 accompanying the correspondence.

Disclaimer:
The list of documents shown below is provided as a courtesy and is not part of the official file wrapper. The content of the images shown in PAIR is the official record.

Application	Document	Mailroom Date	Attorney Docket No.
12170951	CTNF	02/01/2013	L2039-700111
	CTNF	02/01/2013	L2039-700111
	892	02/01/2013	L2039-700111
	1449	02/01/2013	L2039-700111

To view your correspondence online or update your email addresses, please visit us anytime at https://sportal.uspto.gov/secure/myportal/privatepair.

If you have any questions, please email the Electronic Business Center (EBC) at EBC@uspto.gov with 'e-Office Action' on the subject line or call 1-866-217-9197 during the following hours:

Monday - Friday 6:00 a.m. to 12:00 a.m.

Thank you for prompt attention to this notice,

UNITED STATES PATENT AND TRADEMARK OFFICE

PATENT APPLICATION INFORMATION RETRIEVAL SYSTEM

I hereby certify that this paper (along with any paper referred to as being attached or enclosed) is being transmitted via the Office electronic filing system in accordance with 37 CFR § 1.6(a)(4).

Dated: November 19, 2012
Electronic Signature for Matthew H. Grady: /Matthew H. Grady/

Docket No.: L2039-700111
(PATENT)

IN THE UNITED STATES PATENT AND TRADEMARK OFFICE

In re Patent Application of:
Yves Behar et al.

Application No.: 12/170,951 | Confirmation No.: 2004

Filed: July 10, 2008 | Art Unit: 2629

For: PORTABLE COMPUTER WITH MULTIPLE DISPLAY CONFIGURATIONS | Examiner: S. Abebe

INTERVIEW SUMMARY

MS Amendment
Commissioner for Patents
P.O. Box 1450
Alexandria, VA 22313-1450

Dear Madam:

Further to the Examiner Interview Summary mailed October 23, 2012, and to the telephonic interview conducted on October 11, 2012, Applicant(s) respectfully presents the following remarks and the substance of the follow up conversation on October 26, 2012.

REMARKS

Applicants thank Examiner Abebe and Examiner Tillman for their time and courtesy during the telephone conference conducted on October 11, 2012 with the Applicant's representative Matthew Grady. Applicant(s) wish to clarify the summary of the telephone conference provided by the Examiner on October 23, 2012.

In particular, Applicant's Representative discussed with Examiners Abebe and Tillman how Fig. 19 does not teach an easel mode as recited in the claims. Applicant's

Representative presented the enclosed exhibits, illustrating in broad view Figs. 1, 2, and 3 of Aarras, with intermediary positions generated and illustrated for demonstration purposes.

In the subsequent phone call with Examiner Abebe, on October 26, 2012, it was further discussed and agreed that Fig. 19 of Aarras illustrates two display screens oriented in the same direction, which cannot read on the claims as alleged. Examiner Abebe indicated that further review of the Aarras reference and the rejection would be required.

In the event the U.S. Patent and Trademark Office determines that an extension is required, applicants petition for any required relief including extensions of time and authorizes the Commissioner to charge the cost of such petitions and/or other fees due in connection with the filing of this document to Deposit Account No. 50/2762 referencing docket no. L2039-700111.

Dated: November 19, 2012

Respectfully submitted,

Electronic signature: /Matthew H. Grady/
Matthew H. Grady
Registration No.: 52,957
Edward J. Russavage
Registration No.: 43,069
LANDO & ANASTASI LLP
Riverfront Office Park
One Main Street
Suite 1100
Cambridge, Massachusetts 02142
(617) 395-7000
Attorneys for Applicant

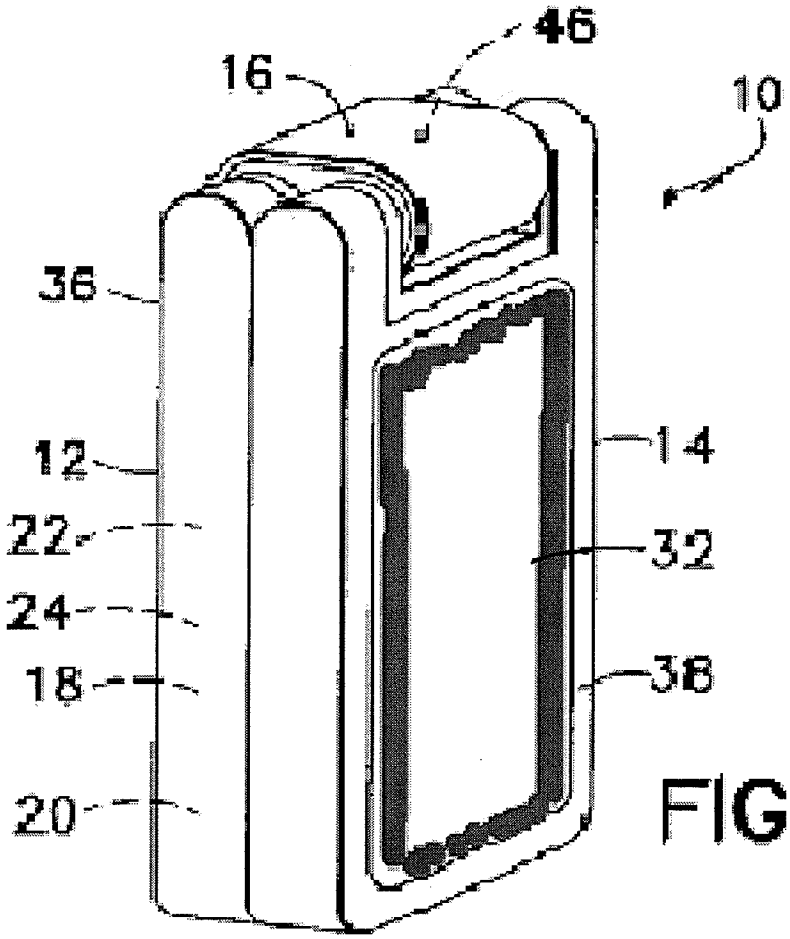

FIG. 1

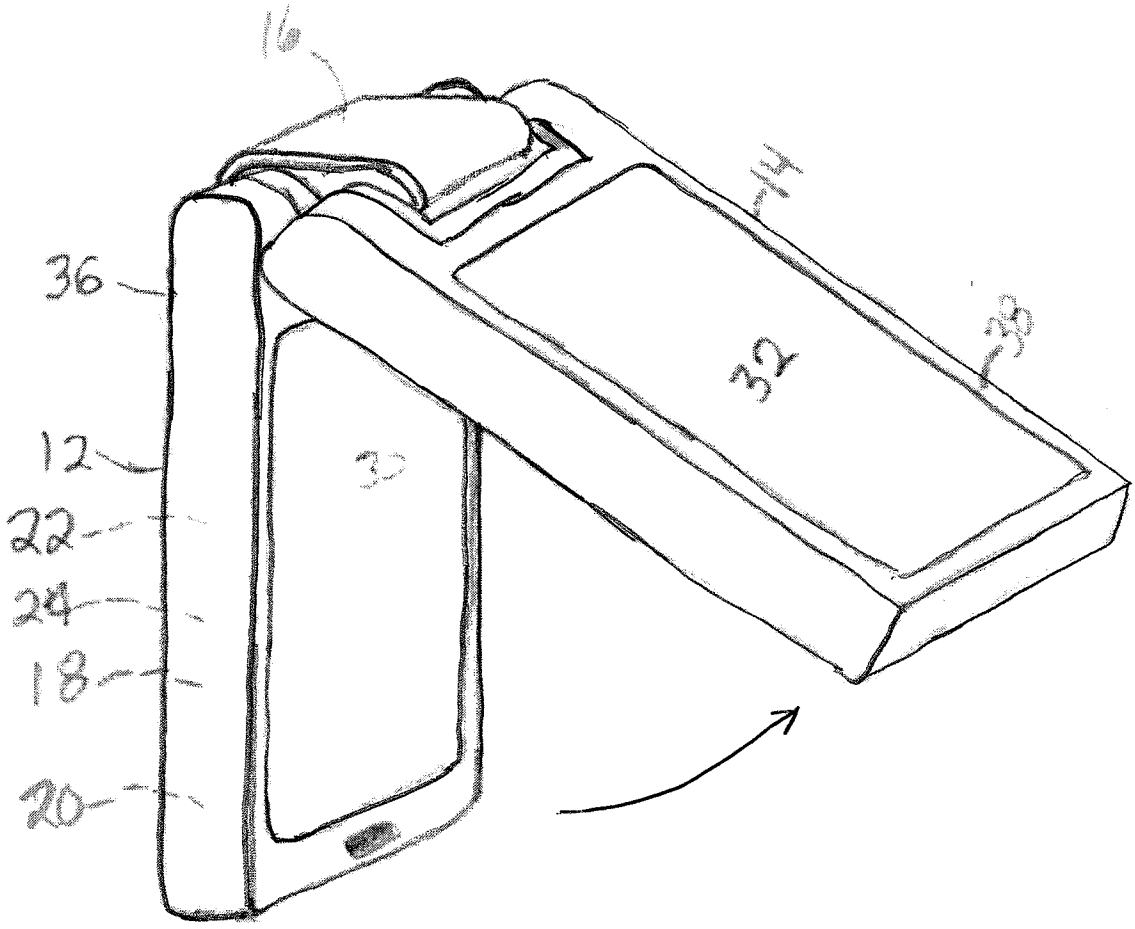
16
14
36
32
28
12
30
22
24
18
20

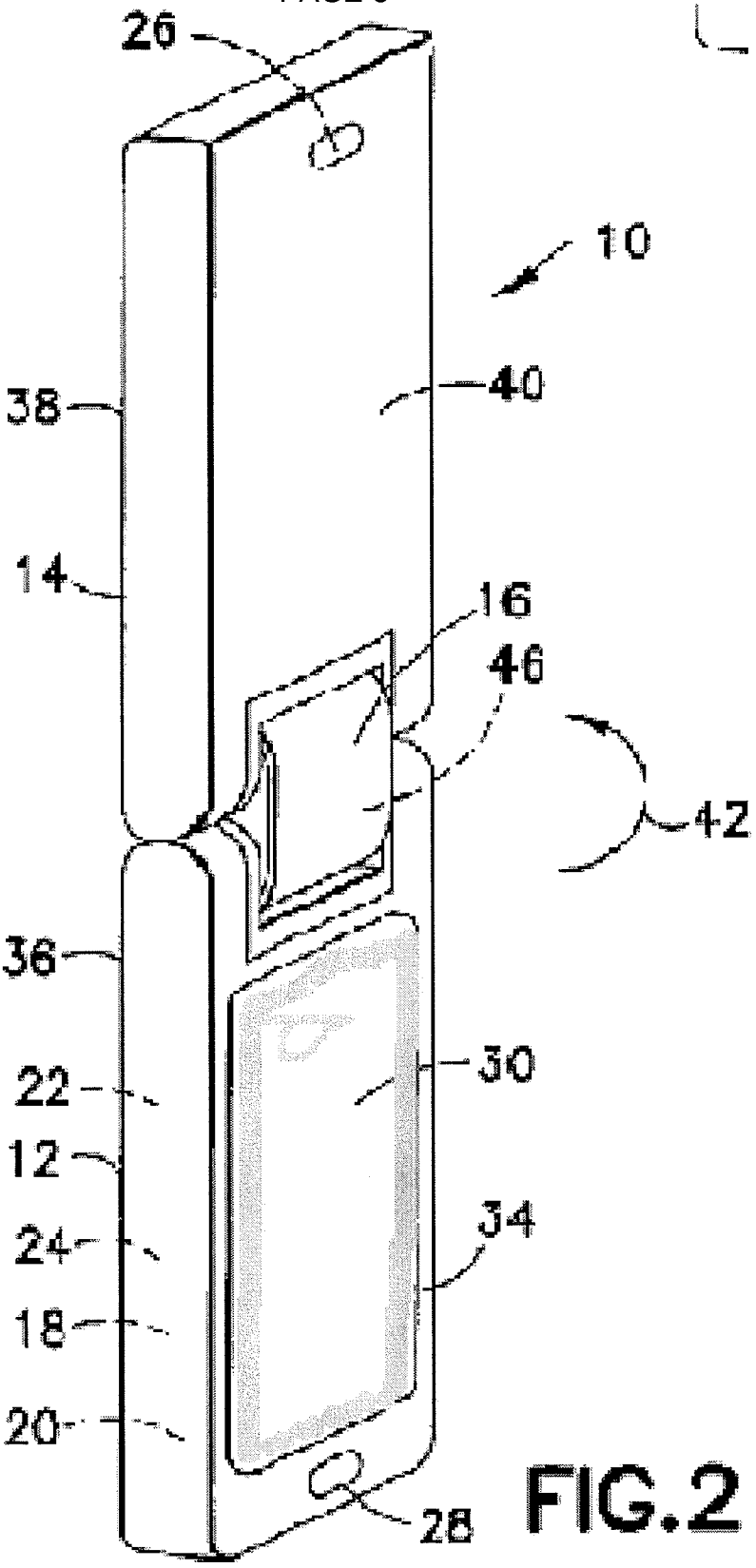

FIG.2

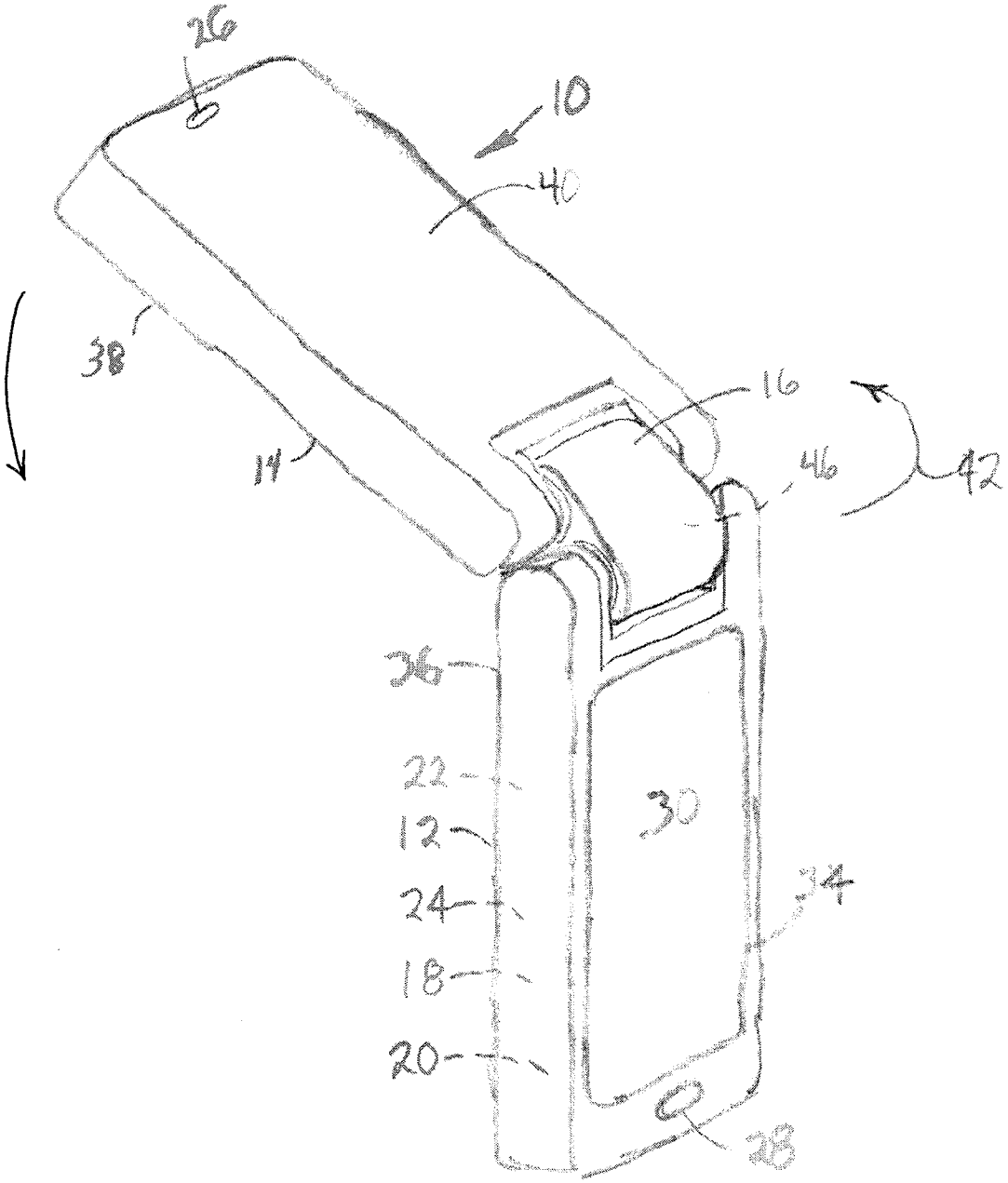
26
10
40
38
16
14
46
42
26
22
12
30
24
34
18
20
28

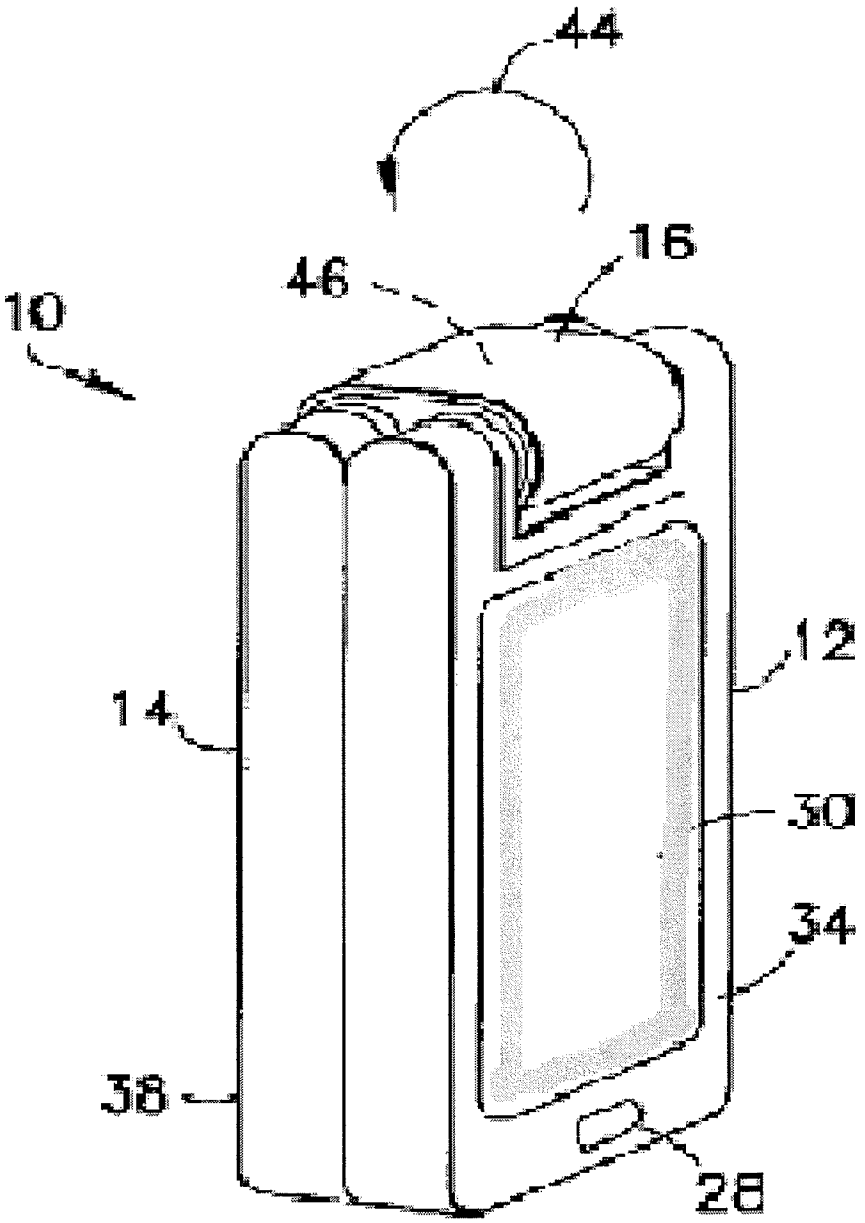

FIG.3

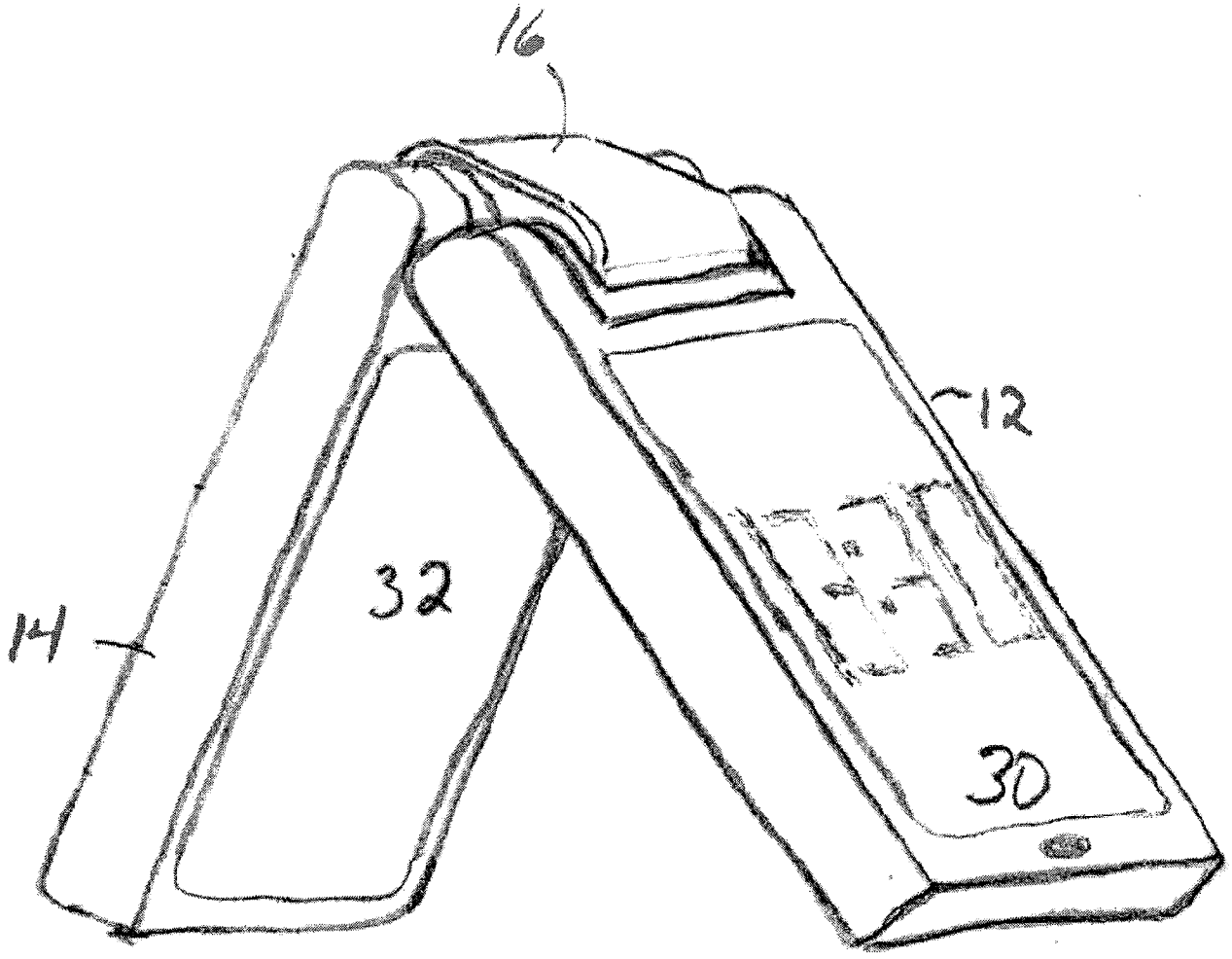
16
12
32
14
30

Electronic Acknowledgement Receipt

EFS ID:	14259830
Application Number:	12170951
International Application Number:	
Confirmation Number:	2004
Title of Invention:	PORTABLE COMPUTER WITH MULTIPLE DISPLAY CONFIGURATIONS
First Named Inventor/Applicant Name:	Yves Behar
Customer Number:	37462
Filer:	Matthew H. Grady
Filer Authorized By:	
Attorney Docket Number:	L2039-700111
Receipt Date:	19-NOV-2012
Filing Date:	10-JUL-2008
Time Stamp:	17:11:10
Application Type:	Utility under 35 USC 111(a)

Payment information:

Submitted with Payment	no

File Listing:

Document Number	Document Description	File Name	File Size(Bytes)/ Message Digest	Multi Part /.zip	Pages (if appl.)
1	Transmittal Letter	L2039-700111_-_Interview_Summary_1.PDF	307347 dbd2e890676cfa4eb596e0aa450d22e141d2846a	no	8

Warnings:

The page size in the PDF is too large. The pages should be 8.5 x 11 or A4. If this PDF is submitted, the pages will be resized upon entry into the Image File Wrapper and may affect subsequent processing

Information:

Total Files Size (in bytes):	307347

This Acknowledgement Receipt evidences receipt on the noted date by the USPTO of the indicated documents, characterized by the applicant, and including page counts, where applicable. It serves as evidence of receipt similar to a Post Card, as described in MPEP 503.

New Applications Under 35 U.S.C. 111

If a new application is being filed and the application includes the necessary components for a filing date (see 37 CFR 1.53(b)-(d) and MPEP 506), a Filing Receipt (37 CFR 1.54) will be issued in due course and the date shown on this Acknowledgement Receipt will establish the filing date of the application.

National Stage of an International Application under 35 U.S.C. 371

If a timely submission to enter the national stage of an international application is compliant with the conditions of 35 U.S.C. 371 and other applicable requirements a Form PCT/DO/EO/903 indicating acceptance of the application as a national stage submission under 35 U.S.C. 371 will be issued in addition to the Filing Receipt, in due course.

New International Application Filed with the USPTO as a Receiving Office

If a new international application is being filed and the international application includes the necessary components for an international filing date (see PCT Article 11 and MPEP 1810), a Notification of the International Application Number and of the International Filing Date (Form PCT/RO/105) will be issued in due course, subject to prescriptions concerning national security, and the date shown on this Acknowledgement Receipt will establish the international filing date of the application.

UNITED STATES PATENT AND TRADEMARK OFFICE

UNITED STATES DEPARTMENT OF COMMERCE
United States Patent and Trademark Office
Address: COMMISSIONER FOR PATENTS
P.O. Box 1450
Alexandria, Virginia 22313-1450
www.uspto.gov

APPLICATION NO.	FILING DATE	FIRST NAMED INVENTOR	ATTORNEY DOCKET NO.	CONFIRMATION NO.
12/170,951	07/10/2008	Yves Behar	L2039-700111	2004

37462 7590 10/23/2012

LANDO & ANASTASI, LLP
ONE MAIN STREET, SUITE 1100
CAMBRIDGE, MA 02142

EXAMINER	
ABEBE, SOSINA	
ART UNIT	**PAPER NUMBER**
2692	

NOTIFICATION DATE	DELIVERY MODE
10/23/2012	ELECTRONIC

Please find below and/or attached an Office communication concerning this application or proceeding.

The time period for reply, if any, is set in the attached communication.

Notice of the Office communication was sent electronically on above-indicated "Notification Date" to the following e-mail address(es):

docketing@LALaw.com
gengelson@LALaw.com

Applicant-Initiated Interview Summary	Application No.	Applicant(s)	
	12/170,951	BEHAR ET AL.	
	Examiner	Art Unit	
	SOSINA ABEBE	2692	

All participants (applicant, applicant's representative, PTO personnel):

(1) *SOSINA ABEBE*.

(3) *Matthew H. Grady (52,957)*.

(2) *Gregory Tryder*.

(4)____.

Date of Interview: *11 October 2012*.

Type: ☒ Telephonic ☐ Video Conference
☐ Personal [copy given to: ☐ applicant ☒ applicant's representative]

Exhibit shown or demonstration conducted: ☐ Yes ☒ No.
If Yes, brief description: _____.

Issues Discussed ☐101 ☐112 ☐102 ☒103 ☐Others
(For each of the checked box(es) above, please describe below the issue and detailed description of the discussion)

Claim(s) discussed: *1*.

Identification of prior art discussed: *Nobuchi (US 6,492,974), Aarras (US 2006/0264243), Nishiyama (5,436,954)*.

Substance of Interview
(For each issue discussed, provide a detailed description and indicate if agreement was reached. Some topics may include: identification or clarification of a reference or a portion thereof, claim interpretation, proposed amendments, arguments of any applied references etc...)

Discussed the rejection of claim 1 and Nobuchi, Aarras and Nishiyama. The applicant's representative argued that Nobuchi and Aarras as a whole fail to teach a longitudinal axis running along an interface between the display component and the base to transition between at least a laptop mode and an easel mode. However, the examiner respectfully disagrees with the applicant's argument because Nobuchi teaches a longitudinal axis running along an interface between the display component (3) and the base (1) to transition between at least a laptop mode (first mode fig. 1 and second mode figs. 2 & 8). And Aarras teaches an easel mode fig. 19. Agreement was not reached.

Applicant recordation instructions: The formal written reply to the last Office action must include the substance of the interview. (See MPEP section 713.04). If a reply to the last Office action has already been filed, applicant is given a non-extendable period of the longer of one month or thirty days from this interview date, or the mailing date of this interview summary form, whichever is later, to file a statement of the substance of the interview

Examiner recordation instructions: Examiners must summarize the substance of any interview of record. A complete and proper recordation of the substance of an interview should include the items listed in MPEP 713.04 for complete and proper recordation including the identification of the general thrust of each argument or issue discussed, a general indication of any other pertinent matters discussed regarding patentability and the general results or outcome of the interview, to include an indication as to whether or not agreement was reached on the issues raised.

☐ Attachment

/S. A./ Examiner, Art Unit 2692	

Summary of Record of Interview Requirements

Manual of Patent Examining Procedure (MPEP), Section 713.04, Substance of Interview Must be Made of Record
A complete written statement as to the substance of any face-to-face, video conference, or telephone interview with regard to an application must be made of record in the application whether or not an agreement with the examiner was reached at the interview.

Title 37 Code of Federal Regulations (CFR) § 1.133 Interviews
Paragraph (b)

In every instance where reconsideration is requested in view of an interview with an examiner, a complete written statement of the reasons presented at the interview as warranting favorable action must be filed by the applicant. An interview does not remove the necessity for reply to Office action as specified in §§ 1.111, 1.135. (35 U.S.C. 132)

37 CFR §1.2 Business to be transacted in writing.
All business with the Patent or Trademark Office should be transacted in writing. The personal attendance of applicants or their attorneys or agents at the Patent and Trademark Office is unnecessary. The action of the Patent and Trademark Office will be based exclusively on the written record in the Office. No attention will be paid to any alleged oral promise, stipulation, or understanding in relation to which there is disagreement or doubt.

The action of the Patent and Trademark Office cannot be based exclusively on the written record in the Office if that record is itself incomplete through the failure to record the substance of interviews.

It is the responsibility of the applicant or the attorney or agent to make the substance of an interview of record in the application file, unless the examiner indicates he or she will do so. It is the examiner's responsibility to see that such a record is made and to correct material inaccuracies which bear directly on the question of patentability.

Examiners must complete an Interview Summary Form for each interview held where a matter of substance has been discussed during the interview by checking the appropriate boxes and filling in the blanks. Discussions regarding only procedural matters, directed solely to restriction requirements for which interview recordation is otherwise provided for in Section 812.01 of the Manual of Patent Examining Procedure, or pointing out typographical errors or unreadable script in Office actions or the like, are excluded from the interview recordation procedures below. Where the substance of an interview is completely recorded in an Examiners Amendment, no separate Interview Summary Record is required.

The Interview Summary Form shall be given an appropriate Paper No., placed in the right hand portion of the file, and listed on the "Contents" section of the file wrapper. In a personal interview, a duplicate of the Form is given to the applicant (or attorney or agent) at the conclusion of the interview. In the case of a telephone or video-conference interview, the copy is mailed to the applicant's correspondence address either with or prior to the next official communication. If additional correspondence from the examiner is not likely before an allowance or if other circumstances dictate, the Form should be mailed promptly after the interview rather than with the next official communication.

The Form provides for recordation of the following information:
- Application Number (Series Code and Serial Number)
- Name of applicant
- Name of examiner
- Date of interview
- Type of interview (telephonic, video-conference, or personal)
- Name of participant(s) (applicant, attorney or agent, examiner, other PTO personnel, etc.)
- An indication whether or not an exhibit was shown or a demonstration conducted
- An identification of the specific prior art discussed
- An indication whether an agreement was reached and if so, a description of the general nature of the agreement (may be by attachment of a copy of amendments or claims agreed as being allowable). Note: Agreement as to allowability is tentative and does not restrict further action by the examiner to the contrary.
- The signature of the examiner who conducted the interview (if Form is not an attachment to a signed Office action)

It is desirable that the examiner orally remind the applicant of his or her obligation to record the substance of the interview of each case. It should be noted, however, that the Interview Summary Form will not normally be considered a complete and proper recordation of the interview unless it includes, or is supplemented by the applicant or the examiner to include, all of the applicable items required below concerning the substance of the interview.

A complete and proper recordation of the substance of any interview should include at least the following applicable items:

1) A brief description of the nature of any exhibit shown or any demonstration conducted,
2) an identification of the claims discussed,
3) an identification of the specific prior art discussed,
4) an identification of the principal proposed amendments of a substantive nature discussed, unless these are already described on the Interview Summary Form completed by the Examiner,
5) a brief identification of the general thrust of the principal arguments presented to the examiner,
   (The identification of arguments need not be lengthy or elaborate. A verbatim or highly detailed description of the arguments is not required. The identification of the arguments is sufficient if the general nature or thrust of the principal arguments made to the examiner can be understood in the context of the application file. Of course, the applicant may desire to emphasize and fully describe those arguments which he or she feels were or might be persuasive to the examiner.)
6) a general indication of any other pertinent matters discussed, and
7) if appropriate, the general results or outcome of the interview unless already described in the Interview Summary Form completed by the examiner.

Examiners are expected to carefully review the applicant's record of the substance of an interview. If the record is not complete and accurate, the examiner will give the applicant an extendable one month time period to correct the record.

Examiner to Check for Accuracy

If the claims are allowable for other reasons of record, the examiner should send a letter setting forth the examiner's version of the statement attributed to him or her. If the record is complete and accurate, the examiner should place the indication, "Interview Record OK" on the paper recording the substance of the interview along with the date and the examiner's initials.

To: gengelson@LALaw.com,docketing@LALaw.com,
From: PAIR_eOfficeAction@uspto.gov
Cc: PAIR_eOfficeAction@uspto.gov
Subject: Private PAIR Correspondence Notification for Customer Number 37462

Oct 23, 2012 05:22:47 AM

Dear PAIR Customer:

LANDO & ANASTASI, LLP
ONE MAIN STREET, SUITE 1100
CAMBRIDGE, MA 02142
UNITED STATES

The following USPTO patent application(s) associated with your Customer Number, 37462 , have new outgoing correspondence. This correspondence is now available for viewing in Private PAIR.

The official date of notification of the outgoing correspondence will be indicated on the form PTOL-90 accompanying the correspondence.

Disclaimer:
The list of documents shown below is provided as a courtesy and is not part of the official file wrapper. The content of the images shown in PAIR is the official record.

Application	Document	Mailroom Date	Attorney Docket No.
12170951	INTV.SUM.APP	10/23/2012	L2039-700111

To view your correspondence online or update your email addresses, please visit us anytime at https://sportal.uspto.gov/secure/myportal/privatepair.

If you have any questions, please email the Electronic Business Center (EBC) at EBC@uspto.gov with 'e-Office Action' on the subject line or call 1-866-217-9197 during the following hours:

Monday - Friday 6:00 a.m. to 12:00 a.m.

Thank you for prompt attention to this notice,

UNITED STATES PATENT AND TRADEMARK OFFICE

PATENT APPLICATION INFORMATION RETRIEVAL SYSTEM

I hereby certify that this paper (along with any paper referred to as being attached or enclosed) is being transmitted via the Office electronic filing system in accordance with 37 CFR § 1.6(a)(4).

Dated: October 9, 2012
Electronic Signature for Matthew H. Grady: /Matthew H. Grady/

Docket No.: L2039-700111
(PATENT)

IN THE UNITED STATES PATENT AND TRADEMARK OFFICE

In re Patent Application of:
Yves Behar et al.

Application No.: 12/170,951 | Confirmation No.: 2004

Filed: July 10, 2008 | Art Unit: 2629

For: PORTABLE COMPUTER WITH MULTIPLE DISPLAY CONFIGURATIONS | Examiner: S. Abebe

AMENDMENT IN RESPONSE TO NON-FINAL OFFICE ACTION UNDER 37 C.F.R. 1.111

MS Amendment
Commissioner for Patents
P.O. Box 1450
Alexandria, VA 22313-1450

Dear Madam:

INTRODUCTORY COMMENTS

In response to the Office Action dated June 7, 2012, please amend the above-identified U.S. patent application as follows:

Amendments to the Claims are reflected in the listing of claims which begins on page 2 of this paper.

Remarks/Arguments begin on page 7 of this paper.

AMENDMENTS TO THE CLAIMS

This listing of claims will replace all prior versions, and listings, of claims in the application.

1. (Previously Presented) A portable computer comprising:

a base including a keyboard;

a single display component rotatably coupled to the base such that the single display component and the base are rotatable with respect to one another about a longitudinal axis running along an interface between the display component and the base to transition between at least a laptop mode and an easel mode, the single display component including a display screen, wherein

the laptop mode is configured to display to a user on the single display component a first content mode having a first content display orientation with the single display component oriented towards the user and the keyboard oriented to receive input from the user;

the easel mode is configured to display to the user on the single display component a second content mode having a second content display orientation with the single display component oriented towards the user and the keyboard oriented away from the user, wherein the first and second content display orientations are 180 degrees relative to each other; and

a scroll wheel disposed at least partially within the base and rotatable about the longitudinal axis, the scroll wheel configured to permit a user to control at least one of operating parameters of the portable computer and content displayed on the display screen.

2. (Original) The portable computer of claim 1, where the scroll wheel is configured to permit the user to adjust a volume of sound produced by the portable computer.

3. (Original) The portable computer of claim 1, further comprising a first navigation button disposed on one of the base and the display component and configured to permit the user to manipulate selected content displayed on the screen.

4. (Original) The portable computer of claim 3, wherein the screen is configured to display at least one of a plurality of modes of content; and

wherein the navigation button is configured to permit the user to select for display one of the plurality of modes of content.

5. (Original) The portable computer of claim 3, further comprising a second navigation button;

wherein the first navigation button is disposed on a major surface of the base; and

wherein the second navigation button is disposed on a minor surface of the base.

6. (Original) The portable computer of claim 1, wherein the scroll wheel is configured to permit the user to select a mode of content for display by the portable computer.

7. (Currently Amended) A portable computer configurable between a plurality of display modes including a laptop mode and an easel mode, the portable computer comprising:

a base including a keyboard;

a single display component rotatably coupled to the base and including a screen which displays content;

a hinge assembly disposed at least partially within the base and the display component that defines an axis of rotation about which both the base and the display component are rotatable to transition the portable computer between at least the laptop mode and the easel mode, wherein

the laptop mode is configured to display to a user on the single display component a first content mode having a first content display orientation with the single display component oriented towards the user and the keyboard oriented to receive input from the user;

the easel mode is configured to display to the user on the single display component a second content mode having a second content display orientation with the single display component oriented towards the user and the keyboard oriented away from the user, wherein the first and second content display orientations are 180 degrees relative to each other; and

a scroll wheel accessible in each of the plurality of display modes and configured to permit a user to manipulate at least one of operating parameters of the portable computer and the content displayed on the screen.

8. (Previously Presented) The portable computer of claim 7; wherein the scroll wheel is disposed at least partially about the axis of rotation of the display component relative to the base.

9. (Cancelled)

10. (Original) The portable computer of claim 7, further comprising a first navigation button user-accessible in each of the laptop mode and the easel mode, and configured to permit the user to manipulate selected content displayed on the screen.

11. (Original) The portable computer of claim 10, wherein the screen is configured to display at least one of a plurality of modes of content; and

wherein the first navigation button is configured to permit the user to select for display one of the plurality of modes of content.

12. (Previously Presented) The portable computer of claim 10, further comprising a second navigation button that is not user-accessible when the portable computer is in the easel mode.

13. (Previously Presented) A portable computer comprising:

a base including a keyboard;

a single display component including a screen configured to display content;

a hinge assembly disposed at least partially within the base configured to rotatably couple the display component to the base, the hinge assembly defining a longitudinal axis running along an interface between the display component and the base about which the display component and the base are rotatable to transition the portable computer between at least a laptop mode and an easel mode, wherein

the laptop mode is configured to display to a user on the single display component a first content mode having a first content display orientation with the single display component oriented towards the user and the keyboard oriented to receive input from the user;

the easel mode is configured to display to the user on the single display component a second content mode having a second content display orientation with the single display

HP Inc. - Exhibit 1005 - Page 1005

component oriented towards the user and the keyboard oriented away from the user, wherein the first and second content display orientations are 180 degrees relative to each other; and

a scroll wheel disposed at least partially about the longitudinal axis.

14. (Original) The portable computer of claim 13, wherein the scroll wheel is configured to permit a user to manipulate the content displayed on the screen.

15. (Original) The portable computer of claim 13, wherein the scroll wheel is configured to permit a user to control a volume of sound played by the portable computer.

16. (Original) The portable computer of claim 13, wherein the scroll wheel is disposed at least partially within the hinge assembly.

17. (Original) The portable computer of claim 13, further comprising at least one navigation button disposed on one of the base and the display component.

18. (Previously Presented) The portable computer of claim 1, wherein rotating either the display component or the base about the longitudinal axis up to approximately 180 degrees from a closed mode in which the display screen is disposed substantially against the base configures the portable computer into the laptop mode; and

wherein rotating either the display component or the base about the longitudinal axis beyond approximately 180 degrees from the closed mode configures the portable computer into the easel mode.

19. (Previously Presented) The portable computer of claim 7, wherein an operating display mode is selected from the plurality of display modes based on a physical orientation of the portable computer.

20. (Previously Presented) The portable computer of claim 7, wherein an operating display mode is selected from the plurality of display modes in response to operation of the scroll wheel.

21. (Previously Presented) The portable computer of claim 8, wherein the scroll wheel provides a default action which effects manipulation of the at least one of the operating parameters of the portable computer, wherein the default action is defined differently responsive to a display mode of the portable computer.

22. (Previously Presented) The portable computer of claim 1, wherein the plurality of modes includes a frame mode in which the single display component is oriented towards the operator, the base contacts a substantially horizontal surface, and the keyboard is directed towards the substantially horizontal surface.

23. (Previously Presented) The portable computer of claim 22, wherein the frame mode is configured to display to a user on the single display component the first content mode having the first content display orientation.

24. (Previously Presented) The portable computer of claim 22, wherein the portable computer is configured to prevent the portable computer from responding to keyboard input when the portable computer is in the frame mode.

REMARKS

Claims 1-8 and 10-24 were previously pending in this application. Claim 7 has been amended. As a result claims 1-8 and 10-24 are pending for examination with claims 1, 7, and 13 being independent claims. No new matter has been added. The application as presented is believed to be in condition for allowance.

Double Patenting

The Office Action provisionally rejected claims 7, 10-11, and 22-24 on the ground of nonstatutory obviousness-type double patenting as being unpatentable over claims 13, 26, 27, 29 and 34 of copending Application No. 12/170,939. Without acceding to the correctness of the rejection, Applicant respectfully requests the rejection be held in abeyance until patentable subject matter is identified in this Application.

Rejections Under 35 U.S.C. §103

The Office Action rejected claims 1-8 and 10-24 under 35 U.S.C. §103(a) as being unpatentable over U.S. Patent No. 6,492,974 to Nobuchi et al. (Nobuchi) in view of U.S. Publication No. 2006/0264243 to Aarras (Aarras) and in further view of U.S. Patent No. 5,436,954 to Nishiyama et al. (Nishiyama). In response, Applicant respectfully submits the following remarks traversing the rejection.

As discussed and not addressed in the prior responses, the proposed combination of Aarras in view of Nishiyama ***is not proper***. The Office Action continues to rely on this combination (now in combination with Nobuchi) without addressing the Applicant's arguments or the deficiencies of the prior art references. Applicant respectfully incorporates the Response of March 22, 2012, describing the deficiencies of Aarras, Nishiyama, and their alleged combination.

Regardless of the prior arguments, the alleged combination of Nobuchi, Aarras, and Nishiyama does not teach or suggest the claims. As admitted by the Examiner, Nobuchi does not teach or suggest "an easel mode" "configured to display to a user on the single display component a second content mode." (Office Action p. 9). Applicant agrees that Nobuchi does not teach or suggest the claimed "easel mode." Further, as Nobuchi does not teach or suggest the claimed easel mode, Nobuchi cannot teach or suggest "a longitudinal axis running along an

interface between the display component and the base ***to transition between at least a laptop mode and an easel mode***," as recited in claim 1.

The Office Action relies on Aarras to teach an "easel mode," however, the Office Action ***does not*** allege that Aarras supplies the missing claim limitation including a device rotatable about a: "longitudinal axis running along an interface between the display component and the base ***to transition between at least a laptop mode and an easel mode***." Thus, the Office Action fails to establish a prima facie showing of obviousness, even assuming the alleged combination proper.

Additionally, Aarras does not teach an easel mode, nor does Aarras teach "a longitudinal axis longitudinal axis running along an interface between the display component and the base ***to transition between at least a laptop mode and an easel mode***," as recited in claim 1.

The Office Action relies on Fig. 8 and 19, as well as par. 39 and 50 to allegedly teach an easel mode - and presumably a transition between a laptop and easel mode. (Please see Office Action, p. 9). Fig. 8 shows the Aarras device having two display screens 32 & 30, both display screens are oriented in the same direction, towards the operator of the Aarras device. (Please see Fig. 8 and para. 40 describing Fig. 8, see also Fig. 9 illustrating the position of display screen 30 with respect to display screen 32). Fig. 19 likewise shows an embodiment where both display screens 32 and 30 are oriented in the same direction, towards the operator of the device. Neither Figure nor related description teaches or suggests an easel mode.

As recited in Aarras:

> Referring also to FIG. 19, another application is shown. In this application the device **10** comprises an alarm clock mode/application. A user could select the application from the second display **32** shown in FIG. 1 and rotate the first and second sections **12**, **14** relative to each other into the position shown in FIG. 19. – Arras para. 0050

For purposes of illustration Figs. 1 & 19 (from issued Pat. No. 7,460,893 to Aarras) are shown below:

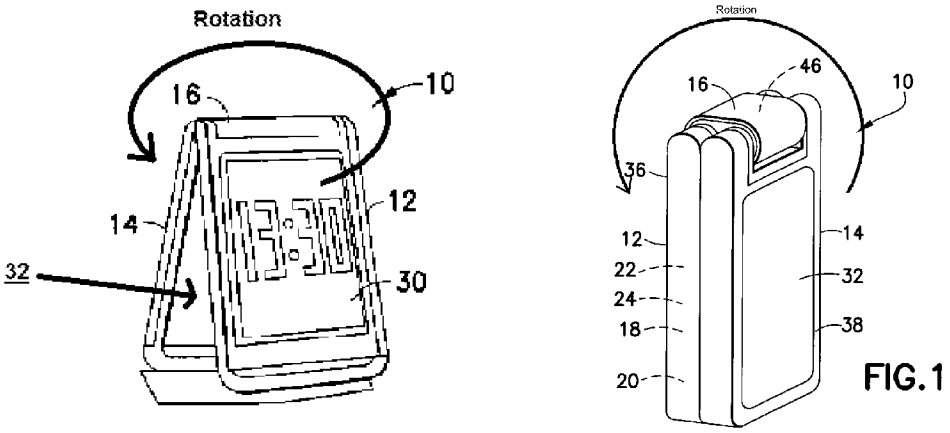

FIG.1

Added for purposes of clarity are the rotation lines about the hinge 16 (following rotation lines 42 and 44 of Figs. 2 and 3) disclosed in Aarras and the identification of the second display screen 32 in Fig. 19. Although Fig. 19 does not label the second display 32, as can be seen from Fig. 1-3 the second display 32 would be configured with the same orientation as the first display 30. (Please see e.g., Figs. 1-3 – "in the folded configurations shown in FIGS. 1 and 3, the displays 30, 32 ***face the same direction***." (Para. 0037)(Emphasis supplied).

Aarras does not teach or suggest a transition between the claimed laptop mode and easel mode wherein "the laptop mode" has "a first content display orientation with the single display component oriented towards the user and the keyboard oriented to receive input from the user" and the "easel mode" has "a second content display orientation with the single display component oriented towards the user and the keyboard oriented away from the user": (1) there is no change in a display orientation triggered by the disclosed rotation of the displays 30 and 32 of Aarras about hinge 16 and (2) there is no change in the physical orientation of either section when rotating about hinge 16 with respect to a user and the respective displays are oriented in the same direction. Thus, Aarras does not teach an "easel mode" nor a base and a display "rotatable with respect to one another about a longitudinal axis running along an interface between the display component and the base to transition between at least a laptop mode and an easel mode," as recited in claim 1.

The Office Action also relies on para. 39, which recites in "an alternate embodiment, the connection section could comprise a rotatable section to allow the two sections **12**, **14** to be rotated 180° relative to each other ***orthogonal to the path of rotation illustrated in FIGS. 1-3.*** Thus, the first sides 34, 38 could face each other, such as for storage or transport in a pocket, purse or business case." (Emphasis supplied). This disclosure does not teach or suggest a base

and a display "rotatable with respect to one another about a longitudinal axis running along an interface between the display component and the base to transition between at least a laptop mode and an easel mode, the single display component including a display screen," as recited in claim 1, nor a transition between a laptop mode and an easel mode. Rather, as described in Aarras such a rotation would occur opposite (i.e., "orthogonal") to the claimed rotation from a laptop to easel mode. In addition, para. 39 does not teach or suggest a change in display orientation of ***any kind***, as is required by claim 1. For example, as recited by "the easel mode" "having a second content display orientation" where "the first and second content display orientations are 180 degrees relative to each other." Last, the disclosure makes clear that the Aarras device is not intended to be operated in such a configuration, rather, such a configuration is intended for transport or storage. (See para. 0039). Thus, it would not be obvious to the person of ordinary skill to modify a reference to include a configuration intended for storage as an operating mode.

Therefore, the allegations in the Office Action, that Figs. 8 and 19 and paras. 39 and 50 teach an easel mode are not correct. Further, the Office Action fails to address the claim language requiring a transition between at least a laptop and an easel mode, which Aarras likewise fails to teach. Even assuming for the purposes of argument the combination proper, the proposed combination would not result in the invention as claimed.

Further Combination with Nishiyama

Nishiyama discloses a telephone set with a rotary selector configurable between a closed position and an open position about a single axis joint portion. The single axis joint portion includes the structures for the rotary selector, which are configured to lock the sections of Nishiyama device into the open telephone configuration, and prevent rotation of the sections of Nishiyama past the telephone configuration. (Please see Col. 2, lines 18-22; Col. 4, lines 1-4; Col. 5, lines 12-13; Col. 7, line 54 – Col. 8, line 2; and Fig. 5). Thus, Nishiyama does not teach or suggest an easel mode, and cannot cure the deficiencies discussed above with respect to Nobuchi and Aarras.

Further, Nobuchi and Aarras both describe a device with sections completely rotatable around each other. (Please see Nobuchi Fig. 1 and Fig. 2; Aarras paras. 0010, 0038, and 0047-49). Nobuchi and Aarras accomplish their rotation using a dual axis hinge (Nobuchi item 5, Fig. 1 and Aarras hinge 16). Nishiyama discloses a selector (alleged to read on the claimed scroll

wheel) integral with a single axis hinge including structures that are configured to prevent rotation past a telephone configuration. It would not be obvious to the person of ordinary skill to combine a telephone device (Nishiyama) having a single axis hinge, selector, and a stopper that prevents the device from rotating with the device of either Nobuchi or Aarras, taken alone or in combination.

Both Nobuchi and Aarras require complete rotation about dual axis hinges. These teachings and the structures disclosed are not compatible with the single axis hinge/selector that incorporates a stop position. Modifying either Nobuchi or Aarras, alone or in combination, to include the teaching of Nishiyama's joint portion and selector would result in the Nobuchi and/or Aarras device's rotation being stopped at an open position. Thus, the combination alleged would either render Nobuchi/Aarras inoperable by preventing complete rotation, or change the nature of their operation, both are improper. (Please see M.P.E.P. §2143.03 Sec. V & VI). Due to the stop position disclosed in Nishiyama, the telephone device of Nishiyama ***cannot*** be transitioned from a laptop mode to an easel mode, thus, claim 1 would not be obvious in light of any of Nishiyama, Aarras, and Nobuchi, alone or in combination with the other.

Last, as recited in claim 1, the "scroll wheel" is "rotatable about **the longitudinal axis**." (Emphasis supplied). Nishiyama teaches a device with a "selector 8" that rotates about a single axis. There is nothing in Nishiyama to teach or suggest how to modify a selector rotatable about a single axis for devices that require dual axes, such that the introduced selector is "rotatable about the longitudinal axis," as recited in claim 1.

None of Nobuchi, Aarras, and Nishiyama teach or suggest the claimed easel mode, nor a base and a display "rotatable with respect to one another about a longitudinal axis running along an interface between the display component and the base to transition between at least a laptop mode and an easel mode," as recited in claim 1. Thus, even if the combination of Nobuchi, Aarras, and Nishiyama is assumed proper, the combination does not teach or suggest claim 1. Claims 2-6 depend from claim 1 and are allowable for at least the same reasons. Accordingly, withdrawal of the rejection is respectfully requested.

Independent claims 7 (as amended) and 13 also recite rotation of a base and display about an axis "to transition the portable computer between at least a laptop mode and an easel mode." As discussed above with respect to claim 1, the Examiner admits that Nobuchi does not

teach or suggest an easel mode, thus Nobuchi cannot teach or suggest a transition "between at least a laptop mode and an easel mode." Likewise, Aarras does not teach or suggest an easel mode, nor a transition "between at least a laptop mode and an easel mode." Nishiyama discloses a stopper that prevents the disclosed device from rotating past a telephone configuration. Thus, none of Nobuchi, Aarras, and Nishiyama teach or suggest an easel mode, and none teach or suggest the transition "between at least a laptop mode and an easel mode."

As discussed above, it is not obvious to modify Nobuchi, Aarras, and Nishiyama as a matter of law. Further, none of the references teach the recited transition "between the laptop mode and the easel mode." Thus, even assuming for the purposes of argument the combination proper, the combination does not teach or suggest at least one element of independent claims 7 and 13.

Accordingly withdrawal of the rejections of claims 7 and 13 are respectfully requested. Claims 8, 9-12, and 14-21 depend from independent claims 7 and 13 respectively, and are allowable for at least the same reasons.

Dated: October 9, 2012

Respectfully submitted,

Electronic signature: /Matthew H. Grady/
Matthew H. Grady
Registration No.: 52,957
Edward J. Russavage
Registration No.: 43,069
LANDO & ANASTASI LLP
Riverfront Office Park
One Main Street
Suite 1100
Cambridge, Massachusetts 02142
(617) 395-7000
Attorneys for Applicant

Electronic Patent Application Fee Transmittal

Application Number:	12170951
Filing Date:	10-Jul-2008
Title of Invention:	PORTABLE COMPUTER WITH MULTIPLE DISPLAY CONFIGURATIONS
First Named Inventor/Applicant Name:	Yves Behar
Filer:	Matthew H. Grady/Matthew Grady
Attorney Docket Number:	L2039-700111

Filed as Large Entity

Utility under 35 USC 111(a) Filing Fees

Description	Fee Code	Quantity	Amount	Sub-Total in USD($)
Basic Filing:				
Pages:				
Claims:				
Miscellaneous-Filing:				
Petition:				
Patent-Appeals-and-Interference:				
Post-Allowance-and-Post-Issuance:				
Extension-of-Time:				
Extension - 1 month with $0 paid	1251	1	150	150

Description	Fee Code	Quantity	Amount	Sub-Total in USD($)
Miscellaneous:				
Submission- Information Disclosure Stmt	1806	1	180	180
		Total in USD ($)		**330**

Electronic Acknowledgement Receipt

EFS ID:	13939102
Application Number:	12170951
International Application Number:	
Confirmation Number:	2004
Title of Invention:	PORTABLE COMPUTER WITH MULTIPLE DISPLAY CONFIGURATIONS
First Named Inventor/Applicant Name:	Yves Behar
Customer Number:	37462
Filer:	Matthew H. Grady/Matthew Grady
Filer Authorized By:	Matthew H. Grady
Attorney Docket Number:	L2039-700111
Receipt Date:	09-OCT-2012
Filing Date:	10-JUL-2008
Time Stamp:	14:02:41
Application Type:	Utility under 35 USC 111(a)

Payment information:

Submitted with Payment	yes
Payment Type	Deposit Account
Payment was successfully received in RAM	$330
RAM confirmation Number	249
Deposit Account	502762
Authorized User	

The Director of the USPTO is hereby authorized to charge indicated fees and credit any overpayment as follows:

Charge any Additional Fees required under 37 C.F.R. Section 1.16 (National application filing, search, and examination fees)

Charge any Additional Fees required under 37 C.F.R. Section 1.17 (Patent application and reexamination processing fees)

Charge any Additional Fees required under 37 C.F.R. Section 1.19 (Document supply fees) Charge any Additional Fees required under 37 C.F.R. Section 1.20 (Post Issuance fees) Charge any Additional Fees required under 37 C.F.R. Section 1.21 (Miscellaneous fees and charges)

File Listing:

Document Number	Document Description	File Name	File Size(Bytes)/ Message Digest	Multi Part /.zip	Pages (if appl.)
1	Information Disclosure Statement (IDS) Form (SB08)	L2039-700111_-_Information_Disclosure_Statement_Fillable_PDF_2.pdf	612246 0d0e5885e2be5c0701e0e44ef22ba1fa220c5b34	no	4
Warnings:					
Information:					
2		1.pdf	97366 234948899bfdd9a068cfd1216ceeeea635ed3f502	yes	12

	Multipart Description/PDF files in .zip description		
	Document Description	**Start**	**End**
	Amendment/Req. Reconsideration-After Non-Final Reject	1	1
	Claims	2	6
	Applicant Arguments/Remarks Made in an Amendment	7	12

Warnings:					
Information:					
3	Fee Worksheet (SB06)	fee-info.pdf	32473 04a3d99e2405a6b209a8fab6e242fa8f5fa8797d	no	2
Warnings:					
Information:					
		Total Files Size (in bytes):	742085		

This Acknowledgement Receipt evidences receipt on the noted date by the USPTO of the indicated documents, characterized by the applicant, and including page counts, where applicable. It serves as evidence of receipt similar to a Post Card, as described in MPEP 503.

New Applications Under 35 U.S.C. 111

If a new application is being filed and the application includes the necessary components for a filing date (see 37 CFR 1.53(b)-(d) and MPEP 506), a Filing Receipt (37 CFR 1.54) will be issued in due course and the date shown on this Acknowledgement Receipt will establish the filing date of the application.

National Stage of an International Application under 35 U.S.C. 371

If a timely submission to enter the national stage of an international application is compliant with the conditions of 35 U.S.C. 371 and other applicable requirements a Form PCT/DO/EO/903 indicating acceptance of the application as a national stage submission under 35 U.S.C. 371 will be issued in addition to the Filing Receipt, in due course.

New International Application Filed with the USPTO as a Receiving Office

If a new international application is being filed and the international application includes the necessary components for an international filing date (see PCT Article 11 and MPEP 1810), a Notification of the International Application Number and of the International Filing Date (Form PCT/RO/105) will be issued in due course, subject to prescriptions concerning national security, and the date shown on this Acknowledgement Receipt will establish the international filing date of the application.

PTO/SB/08a (01-10)
Approved for use through 07/31/2012. OMB 0651-0031
U.S. Patent and Trademark Office; U.S. DEPARTMENT OF COMMERCE
Under the Paperwork Reduction Act of 1995, no persons are required to respond to a collection of information unless it contains a valid OMB control number.

INFORMATION DISCLOSURE STATEMENT BY APPLICANT

(Not for submission under 37 CFR 1.99)

Application Number	12170951
Filing Date	2008-07-10
First Named Inventor	Yves Behar
Art Unit	2629
Examiner Name	S. Abebe
Attorney Docket Number	L2039-700111

U.S.PATENTS Remove

Examiner Initial*	Cite No	Patent Number	Kind Code[1]	Issue Date	Name of Patentee or Applicant of cited Document	Pages,Columns,Lines where Relevant Passages or Relevant Figures Appear
	1	6693652		2004-02-17	Barrus et al.	
	2	7756928		2010-07-13	Meenan et al.	

If you wish to add additional U.S. Patent citation information please click the Add button. Add

U.S.PATENT APPLICATION PUBLICATIONS Remove

Examiner Initial*	Cite No	Publication Number	Kind Code[1]	Publication Date	Name of Patentee or Applicant of cited Document	Pages,Columns,Lines where Relevant Passages or Relevant Figures Appear
	1	20050210399		2005-09-22	Filner et al.	
	2	20070240076		2007-10-11	Astala et al.	
	3	20090150826		2009-06-11	Lyndersay et al.	
	4	20010032320		2001-10-18	Abdelnur et al.	

INFORMATION DISCLOSURE STATEMENT BY APPLICANT (Not for submission under 37 CFR 1.99)		
	Application Number	12170951
	Filing Date	2008-07-10
	First Named Inventor	Yves Behar
	Art Unit	2629
	Examiner Name	S. Abebe
	Attorney Docket Number	L2039-700111

	5	20080235594		2008-09-25	Bhumkar et al.	

If you wish to add additional U.S. Published Application citation information please click the Add button. Add

FOREIGN PATENT DOCUMENTS Remove

Examiner Initial*	Cite No	Foreign Document Number[3]	Country Code[2]	Kind Code[4]	Publication Date	Name of Patentee or Applicant of cited Document	Pages,Columns,Lines where Relevant Passages or Relevant Figures Appear	T[5]
	1							☐

If you wish to add additional Foreign Patent Document citation information please click the Add button Add

NON-PATENT LITERATURE DOCUMENTS Remove

Examiner Initials*	Cite No	Include name of the author (in CAPITAL LETTERS), title of the article (when appropriate), title of the item (book, magazine, journal, serial, symposium, catalog, etc), date, pages(s), volume-issue number(s), publisher, city and/or country where published.	T[5]
	1		☐

If you wish to add additional non-patent literature document citation information please click the Add button Add

EXAMINER SIGNATURE

Examiner Signature		Date Considered	

*EXAMINER: Initial if reference considered, whether or not citation is in conformance with MPEP 609. Draw line through a citation if not in conformance and not considered. Include copy of this form with next communication to applicant.

[1] See Kind Codes of USPTO Patent Documents at www.USPTO.GOV or MPEP 901.04. [2] Enter office that issued the document, by the two-letter code (WIPO Standard ST.3). [3] For Japanese patent documents, the indication of the year of the reign of the Emperor must precede the serial number of the patent document. [4] Kind of document by the appropriate symbols as indicated on the document under WIPO Standard ST.16 if possible. [5] Applicant is to place a check mark here if English language translation is attached.

INFORMATION DISCLOSURE STATEMENT BY APPLICANT (Not for submission under 37 CFR 1.99)		
	Application Number	12170951
	Filing Date	2008-07-10
	First Named Inventor	Yves Behar
	Art Unit	2629
	Examiner Name	S. Abebe
	Attorney Docket Number	L2039-700111

CERTIFICATION STATEMENT

Please see 37 CFR 1.97 and 1.98 to make the appropriate selection(s):

☐ That each item of information contained in the information disclosure statement was first cited in any communication from a foreign patent office in a counterpart foreign application not more than three months prior to the filing of the information disclosure statement. See 37 CFR 1.97(e)(1).

OR

☐ That no item of information contained in the information disclosure statement was cited in a communication from a foreign patent office in a counterpart foreign application, and, to the knowledge of the person signing the certification after making reasonable inquiry, no item of information contained in the information disclosure statement was known to any individual designated in 37 CFR 1.56(c) more than three months prior to the filing of the information disclosure statement. See 37 CFR 1.97(e)(2).

☐ See attached certification statement.

☒ The fee set forth in 37 CFR 1.17 (p) has been submitted herewith.

☐ A certification statement is not submitted herewith.

SIGNATURE

A signature of the applicant or representative is required in accordance with CFR 1.33, 10.18. Please see CFR 1.4(d) for the form of the signature.

Signature	/Matthew H. Grady/	Date (YYYY-MM-DD)	2012-10-09
Name/Print	Matthew H. Grady	Registration Number	52957

This collection of information is required by 37 CFR 1.97 and 1.98. The information is required to obtain or retain a benefit by the public which is to file (and by the USPTO to process) an application. Confidentiality is governed by 35 U.S.C. 122 and 37 CFR 1.14. This collection is estimated to take 1 hour to complete, including gathering, preparing and submitting the completed application form to the USPTO. Time will vary depending upon the individual case. Any comments on the amount of time you require to complete this form and/or suggestions for reducing this burden, should be sent to the Chief Information Officer, U.S. Patent and Trademark Office, U.S. Department of Commerce, P.O. Box 1450, Alexandria, VA 22313-1450. DO NOT SEND FEES OR COMPLETED FORMS TO THIS ADDRESS. **SEND TO: Commissioner for Patents, P.O. Box 1450, Alexandria, VA 22313-1450.**

Privacy Act Statement

The Privacy Act of 1974 (P.L. 93-579) requires that you be given certain information in connection with your submission of the attached form related to a patent application or patent. Accordingly, pursuant to the requirements of the Act, please be advised that: (1) the general authority for the collection of this information is 35 U.S.C. 2(b)(2); (2) furnishing of the information solicited is voluntary; and (3) the principal purpose for which the information is used by the U.S. Patent and Trademark Office is to process and/or examine your submission related to a patent application or patent. If you do not furnish the requested information, the U.S. Patent and Trademark Office may not be able to process and/or examine your submission, which may result in termination of proceedings or abandonment of the application or expiration of the patent.

The information provided by you in this form will be subject to the following routine uses:

1. The information on this form will be treated confidentially to the extent allowed under the Freedom of Information Act (5 U.S.C. 552) and the Privacy Act (5 U.S.C. 552a). Records from this system of records may be disclosed to the Department of Justice to determine whether the Freedom of Information Act requires disclosure of these record s.

2. A record from this system of records may be disclosed, as a routine use, in the course of presenting evidence to a court, magistrate, or administrative tribunal, including disclosures to opposing counsel in the course of settlement negotiations.

3. A record in this system of records may be disclosed, as a routine use, to a Member of Congress submitting a request involving an individual, to whom the record pertains, when the individual has requested assistance from the Member with respect to the subject matter of the record.

4. A record in this system of records may be disclosed, as a routine use, to a contractor of the Agency having need for the information in order to perform a contract. Recipients of information shall be required to comply with the requirements of the Privacy Act of 1974, as amended, pursuant to 5 U.S.C. 552a(m).

5. A record related to an International Application filed under the Patent Cooperation Treaty in this system of records may be disclosed, as a routine use, to the International Bureau of the World Intellectual Property Organization, pursuant to the Patent Cooperation Treaty.

6. A record in this system of records may be disclosed, as a routine use, to another federal agency for purposes of National Security review (35 U.S.C. 181) and for review pursuant to the Atomic Energy Act (42 U.S.C. 218(c)).

7. A record from this system of records may be disclosed, as a routine use, to the Administrator, General Services, or his/her designee, during an inspection of records conducted by GSA as part of that agency's responsibility to recommend improvements in records management practices and programs, under authority of 44 U.S.C. 2904 and 2906. Such disclosure shall be made in accordance with the GSA regulations governing inspection of records for this purpose, and any other relevant (i.e., GSA or Commerce) directive. Such disclosure shall not be used to make determinations about individuals.

8. A record from this system of records may be disclosed, as a routine use, to the public after either publication of the application pursuant to 35 U.S.C. 122(b) or issuance of a patent pursuant to 35 U.S.C. 151. Further, a record may be disclosed, subject to the limitations of 37 CFR 1.14, as a routine use, to the public if the record was filed in an application which became abandoned or in which the proceedings were terminated and which application is referenced by either a published application, an application open to public inspections or an issued patent.

9. A record from this system of records may be disclosed, as a routine use, to a Federal, State, or local law enforcement agency, if the USPTO becomes aware of a violation or potential violation of law or regulation.

PTO/SB/06 (07-06)
Approved for use through 1/31/2007. OMB 0651-0032
U.S. Patent and Trademark Office; U.S. DEPARTMENT OF COMMERCE
Under the Paperwork Reduction Act of 1995, no persons are required to respond to a collection of information unless it displays a valid OMB control number.

PATENT APPLICATION FEE DETERMINATION RECORD

Substitute for Form PTO-875

Application or Docket Number	Filing Date	☐ To be Mailed
12/170,951	07/10/2008	

APPLICATION AS FILED – PART I

FOR	(Column 1) NUMBER FILED	(Column 2) NUMBER EXTRA	SMALL ENTITY ☐ RATE ($)	SMALL ENTITY ☐ FEE ($)	OR	OTHER THAN SMALL ENTITY RATE ($)	OTHER THAN SMALL ENTITY FEE ($)
☐ BASIC FEE (37 CFR 1.16(a), (b), or (c))	N/A	N/A	N/A			N/A	
☐ SEARCH FEE (37 CFR 1.16(k), (i), or (m))	N/A	N/A	N/A			N/A	
☐ EXAMINATION FEE (37 CFR 1.16(o), (p), or (q))	N/A	N/A	N/A			N/A	
TOTAL CLAIMS (37 CFR 1.16(i))	minus 20 =	*	X $ =		OR	X $ =	
INDEPENDENT CLAIMS (37 CFR 1.16(h))	minus 3 =	*	X $ =			X $ =	
☐ APPLICATION SIZE FEE (37 CFR 1.16(s))	If the specification and drawings exceed 100 sheets of paper, the application size fee due is $250 ($125 for small entity) for each additional 50 sheets or fraction thereof. See 35 U.S.C. 41(a)(1)(G) and 37 CFR 1.16(s).						
☐ MULTIPLE DEPENDENT CLAIM PRESENT (37 CFR 1.16(j))							
* If the difference in column 1 is less than zero, enter "0" in column 2.			TOTAL			TOTAL	

APPLICATION AS AMENDED – PART II

AMENDMENT	10/09/2012	(Column 1) CLAIMS REMAINING AFTER AMENDMENT		(Column 2) HIGHEST NUMBER PREVIOUSLY PAID FOR	(Column 3) PRESENT EXTRA	SMALL ENTITY RATE ($)	SMALL ENTITY ADDITIONAL FEE ($)	OR	OTHER THAN SMALL ENTITY RATE ($)	OTHER THAN SMALL ENTITY ADDITIONAL FEE ($)
	Total (37 CFR 1.16(i))	* 23	Minus	** 20	= 3	X $ =		OR	X $62=	186
	Independent (37 CFR 1.16(h))	* 3	Minus	***3	= 0	X $ =		OR	X $250=	0
	☐ Application Size Fee (37 CFR 1.16(s))									
	☐ FIRST PRESENTATION OF MULTIPLE DEPENDENT CLAIM (37 CFR 1.16(j))							OR		
						TOTAL ADD'L FEE		OR	TOTAL ADD'L FEE	**186**

AMENDMENT		(Column 1) CLAIMS REMAINING AFTER AMENDMENT		(Column 2) HIGHEST NUMBER PREVIOUSLY PAID FOR	(Column 3) PRESENT EXTRA	RATE ($)	ADDITIONAL FEE ($)		RATE ($)	ADDITIONAL FEE ($)
	Total (37 CFR 1.16(i))	*	Minus	**	=	X $ =		OR	X $ =	
	Independent (37 CFR 1.16(h))	*	Minus	***	=	X $ =		OR	X $ =	
	☐ Application Size Fee (37 CFR 1.16(s))									
	☐ FIRST PRESENTATION OF MULTIPLE DEPENDENT CLAIM (37 CFR 1.16(j))							OR		
						TOTAL ADD'L FEE		OR	TOTAL ADD'L FEE	

* If the entry in column 1 is less than the entry in column 2, write "0" in column 3.

** If the "Highest Number Previously Paid For" IN THIS SPACE is less than 20, enter "20".

*** If the "Highest Number Previously Paid For" IN THIS SPACE is less than 3, enter "3".

The "Highest Number Previously Paid For" (Total or Independent) is the highest number found in the appropriate box in column 1.

Legal Instrument Examiner:
/CHRISTINE V. MOORE/

This collection of information is required by 37 CFR 1.16. The information is required to obtain or retain a benefit by the public which is to file (and by the USPTO to process) an application. Confidentiality is governed by 35 U.S.C. 122 and 37 CFR 1.14. This collection is estimated to take 12 minutes to complete, including gathering, preparing, and submitting the completed application form to the USPTO. Time will vary depending upon the individual case. Any comments on the amount of time you require to complete this form and/or suggestions for reducing this burden, should be sent to the Chief Information Officer, U.S. Patent and Trademark Office, U.S. Department of Commerce, P.O. Box 1450, Alexandria, VA 22313-1450. DO NOT SEND FEES OR COMPLETED FORMS TO THIS ADDRESS. **SEND TO: Commissioner for Patents, P.O. Box 1450, Alexandria, VA 22313-1450.**

If you need assistance in completing the form, call 1-800-PTO-9199 and select option 2.

UNITED STATES PATENT AND TRADEMARK OFFICE

UNITED STATES DEPARTMENT OF COMMERCE
United States Patent and Trademark Office
Address: COMMISSIONER FOR PATENTS
P.O. Box 1450
Alexandria, Virginia 22313-1450
www.uspto.gov

APPLICATION NO.	FILING DATE	FIRST NAMED INVENTOR	ATTORNEY DOCKET NO.	CONFIRMATION NO.
12/170,951	07/10/2008	Yves Behar	L2039-700111	2004

37462 7590 06/07/2012

LANDO & ANASTASI, LLP
ONE MAIN STREET, SUITE 1100
CAMBRIDGE, MA 02142

EXAMINER	
ABEBE, SOSINA	
ART UNIT	**PAPER NUMBER**
2629	

NOTIFICATION DATE	DELIVERY MODE
06/07/2012	ELECTRONIC

Please find below and/or attached an Office communication concerning this application or proceeding.

The time period for reply, if any, is set in the attached communication.

Notice of the Office communication was sent electronically on above-indicated "Notification Date" to the following e-mail address(es):

docketing@LALaw.com
gengelson@LALaw.com

Office Action Summary	Application No.	Applicant(s)	
	12/170,951	BEHAR ET AL.	
	Examiner	Art Unit	
	SOSINA ABEBE	2629	

-- The MAILING DATE of this communication appears on the cover sheet with the correspondence address --

Period for Reply

A SHORTENED STATUTORY PERIOD FOR REPLY IS SET TO EXPIRE *3* MONTH(S) OR THIRTY (30) DAYS, WHICHEVER IS LONGER, FROM THE MAILING DATE OF THIS COMMUNICATION.

- Extensions of time may be available under the provisions of 37 CFR 1.136(a). In no event, however, may a reply be timely filed after SIX (6) MONTHS from the mailing date of this communication.
- If NO period for reply is specified above, the maximum statutory period will apply and will expire SIX (6) MONTHS from the mailing date of this communication.
- Failure to reply within the set or extended period for reply will, by statute, cause the application to become ABANDONED (35 U.S.C. § 133). Any reply received by the Office later than three months after the mailing date of this communication, even if timely filed, may reduce any earned patent term adjustment. See 37 CFR 1.704(b).

Status

1)☒ Responsive to communication(s) filed on *22 March 2012*.

2a)☐ This action is **FINAL**. 2b)☒ This action is non-final.

3)☐ An election was made by the applicant in response to a restriction requirement set forth during the interview on _____; the restriction requirement and election have been incorporated into this action.

4)☐ Since this application is in condition for allowance except for formal matters, prosecution as to the merits is closed in accordance with the practice under *Ex parte Quayle*, 1935 C.D. 11, 453 O.G. 213.

Disposition of Claims

5)☒ Claim(s) *1-8 and 10-24* is/are pending in the application.

5a) Of the above claim(s) _____ is/are withdrawn from consideration.

6)☐ Claim(s) _____ is/are allowed.

7)☒ Claim(s) *1-8 and 10-24* is/are rejected.

8)☐ Claim(s) _____ is/are objected to.

9)☐ Claim(s) _____ are subject to restriction and/or election requirement.

Application Papers

10)☐ The specification is objected to by the Examiner.

11)☐ The drawing(s) filed on _____ is/are: a)☐ accepted or b)☐ objected to by the Examiner.

Applicant may not request that any objection to the drawing(s) be held in abeyance. See 37 CFR 1.85(a).

Replacement drawing sheet(s) including the correction is required if the drawing(s) is objected to. See 37 CFR 1.121(d).

12)☐ The oath or declaration is objected to by the Examiner. Note the attached Office Action or form PTO-152.

Priority under 35 U.S.C. § 119

13)☐ Acknowledgment is made of a claim for foreign priority under 35 U.S.C. § 119(a)-(d) or (f).

a)☐ All b)☐ Some * c)☐ None of:

1.☐ Certified copies of the priority documents have been received.

2.☐ Certified copies of the priority documents have been received in Application No. _____.

3.☐ Copies of the certified copies of the priority documents have been received in this National Stage application from the International Bureau (PCT Rule 17.2(a)).

* See the attached detailed Office action for a list of the certified copies not received.

Attachment(s)

1) ☒ Notice of References Cited (PTO-892)
2) ☐ Notice of Draftsperson's Patent Drawing Review (PTO-948)
3) ☒ Information Disclosure Statement(s) (PTO/SB/08) Paper No(s)/Mail Date *05/18/2012*.
4) ☐ Interview Summary (PTO-413) Paper No(s)/Mail Date. _____ .
5) ☐ Notice of Informal Patent Application
6) ☐ Other: _____.

DETAILED ACTION

Continued Examination Under 37 CFR 1.114

A request for continued examination under 37 CFR 1.114, including the fee set forth in 37 CFR 1.17(e), was filed in this application after final rejection. Since this application is eligible for continued examination under 37 CFR 1.114, and the fee set forth in 37 CFR 1.17(e) has been timely paid, the finality of the previous Office action has been withdrawn pursuant to 37 CFR 1.114. Applicant's submission filed on March 22, 2012 has been entered.

Response to Arguments

This is in response to applicant's communication filed on 22 March 2012, wherein: claims 1 – 8 and 10 - 21 are currently pending. Claims 1, 7, 8, 13, 18 and 21 have been amended. Claims 22 - 24 have been added. Claim 9 has been cancelled.

Applicant's arguments filed on March 22, 2012 with respect to claims 1 – 8 and 10 - 24 have been fully considered but are moot in view of the new ground(s) of rejection.

Double Patenting

1. The nonstatutory double patenting rejection is based on a judicially created doctrine grounded in public policy (a policy reflected in the statute) so as to prevent the unjustified or improper timewise extension of the "right to exclude" granted by a patent and to prevent possible harassment by multiple assignees. A nonstatutory obviousness-type double patenting rejection is appropriate where the conflicting claims are not identical, but at least one examined application claim is not patentably distinct from the reference claim(s) because the examined application claim is either anticipated by, or would have been obvious over, the reference claim(s). See, e.g., *In re Berg*, 140 F.3d 1428, 46 USPQ2d 1226 (Fed. Cir. 1998); *In re Goodman*, 11 F.3d 1046, 29 USPQ2d 2010 (Fed. Cir. 1993); *In re Longi*, 759 F.2d 887, 225 USPQ 645 (Fed. Cir.

1985); *In re Van Ornum*, 686 F.2d 937, 214 USPQ 761 (CCPA 1982); *In re Vogel*, 422 F.2d 438, 164 USPQ 619 (CCPA 1970); and *In re Thorington*, 418 F.2d 528, 163 USPQ 644 (CCPA 1969).

A timely filed terminal disclaimer in compliance with 37 CFR 1.321(c) or 1.321(d) may be used to overcome an actual or provisional rejection based on a nonstatutory double patenting ground provided the conflicting application or patent either is shown to be commonly owned with this application, or claims an invention made as a result of activities undertaken within the scope of a joint research agreement.

Effective January 1, 1994, a registered attorney or agent of record may sign a terminal disclaimer. A terminal disclaimer signed by the assignee must fully comply with 37 CFR 3.73(b).

2. Claims 7, 10 -11 and 22 - 24 of Application No. 12/170,951 are provisionally rejected on the ground of nonstatutory obviousness-type double patenting as being unpatentable over claims 13, 26, 27, 29 and 34 of copending Application No. 12/170,939.

Claim 7 of Current Application 12/170,951	Claim 13 of Application 12/170,939
A portable computer configurable between a plurality of display modes including a laptop mode and an easel mode, the portable computer comprising: a base including a keyboard; a single display component rotatably coupled to the base and including a screen which displays content;	A portable computer configurable between a plurality of modes including a laptop mode and an easel mode, the portable computer comprising: a single display component; a base including an integrated keyboard;
a hinge assembly disposed at least	a hinge assembly configured to rotatably couple the single display component to the

partially within the base and the display component that defines an axis of rotation about which both the base and the display component are rotatable to transition the portable computer between the laptop mode and the easel mode, wherein; the laptop mode is configured to display to a user on the single display component a first content mode having a first content display orientation with the single display component oriented towards the user and the keyboard oriented to receive input from the user;	base, wherein the hinge assembly is at least partially housed within the base and the single display component, and defines a longitudinal axis running along an interface between the single display component and the base; wherein the hinge assembly is configured to permit the rotation of the single display component and the base about the longitudinal axis to configure the portable computer between a laptop mode and an easel mode;
the easel mode is configured to display to a user on the single display component a second content mode having a second content display orientation with the single display component oriented towards the user and the keyboard oriented away from the user, wherein the	wherein in the easel mode the single display component is oriented facing the operator with the keyboard oriented away from the operator; and

first and second content display orientations are 180 degrees relative to each other; and	
a scroll wheel accessible in each of the plurality of display modes and configured to permit a user to manipulate at least one of operating parameters of the portable computer and the content displayed on the screen.	at least one integrated navigation hardware control configured to control features and manipulate content displaced on the portable computer, wherein at least one of the least one integrated navigation hardware control is accessible in each of the plurality of modes including when the keyboard is inaccessible or oriented away from the user.
Claim 10, a first navigation button user-accessible in each of the laptop mode and the easel mode, and configured to permit the user to manipulate selected content displayed on the screen. Claim 11, wherein the first navigation button is configured to permit the user to select for display one of the plurality of modes of content.	Claim 26, at least one integrated navigation hardware control, wherein at least one integrated navigation hardware control accessible in at least the laptop and easel modes, and wherein the integrated navigation hardware can be operated by a user to control features and manipulate content displayed on the portable computer, including any mode wherein the keyboard is inaccessible or

	oriented away from the user.
Claim 22, wherein the plurality of modes includes a frame mode in which the single display component is oriented towards the operator, the base contacts a substantially horizontal surface, and the keyboard is directed towards the substantially horizontal surface.	Claim 27, wherein the plurality of modes includes a frame mode in which the single display component is oriented towards the operator, the base contacts a substantially horizontal surface, and the keyboard is directed towards the substantially horizontal surface.
Claim 23, wherein the frame mode is configured to display to a user on the single display component the first content mode having the first content display orientation.	Claim 34, wherein the act of configuring the content orientation include an act of displaying the visual display in the first content orientation of the content for the frame mode.
Claim 24, wherein the portable computer is configured to prevent the portable computer from responding to keyboard input when the portable computer is in the fame mode.	Claim 29, a protection module configured to prevent keyboard operation when the portable computer is configured in the frame mode.

Copending Application No. 12/170,939 rejected with **Nishiyama "5,436,954".**Nobuchi and Aarras as a whole fail to teach Application No. 12/170,951 claims 1, 7 and 13, a scroll wheel disposed at least partially within the base and rotatable about the longitudinal axis, the scroll wheel configured to permit a user to control at least one of operating parameters of the portable computer and content displayed on the display screen.

However, Nishiyama discloses a scroll wheel (scroll wheel is equivalent to selector 8 in fig. 1) disposed at least partially within the base and rotatable about the longitudinal axis, the scroll wheel (8) configured to permit a user to control at least one of operating parameters of the portable computer and content displayed on the display screen. (col. 4; lines 21 – 26)

It would have been obvious to one of ordinary skill in the art at the time of the invention to modify the display orientation of Nobuchi and the easel mode taught in figures 8 & 19 of Aarras to further include the scroll wheel of Nishiyama to allow the user easily select or view information.

This is a provisional obviousness-type double patenting rejection.

Claim Rejections - 35 USC § 103

3. The following is a quotation of 35 U.S.C. 103(a) which forms the basis for all obviousness rejections set forth in this Office action:

(a) A patent may not be obtained though the invention is not identically disclosed or described as set forth in section 102 of this title, if the differences between the subject matter sought to be patented and the prior art are such that the subject matter as a whole would have been obvious at the time the invention was made to a person having ordinary skill in the art to which said subject matter pertains. Patentability shall not be negatived by the manner in which the invention was made.

The factual inquiries set forth in **Graham v. John Deere Co., 383 U.S. 1, 148 USPQ 459 (1966)**, that are applied for establishing a background for determining obviousness under 35 U.S.C. 103(a) are summarized as follows: ***(See MPEP Ch. 2141)***

a. Determining the scope and contents of the prior art;
b. Ascertaining the differences between the prior art and the claims in issue;
c. Resolving the level of ordinary skill in the pertinent art; and
d. Evaluating evidence of secondary considerations for indicating obviousness or nonobviousness.

4. Claims 1 - 8, 10 - 24 are rejected under 35 U.S.C. 103(a) as being unpatentable over Nobuchi "US 6,492,974" in view of Aarras "US 2006/0264243" and further in view of Nishiyama "5,436,954".

Re-Claim 1, **Nobuchi teaches** a portable computer comprising: (fig. 1)

a base (fig. 1; 1) including a keyboard (2);

a single display component (3) rotatably coupled to the base (1) such that the single display component (3) and the base (1) are rotatable with respect to one another about a longitudinal axis (5) running along an interface between the display component (3) and the base (1) to transition between at least a laptop mode (figs. 1 & 16(a)), the single display component including a display screen (3), wherein

the laptop mode (figs. 1 & 16 (a)) is configured to display to a user on the single display (3) component a first content mode (fig. 16(a)) having a first content display

orientation with the single display component oriented towards the user and the keyboard oriented to receive input from the user; (fig. 16(a)) and col. 1; lines 31 – 34)

Nobuchi fails to teach an easel mode is configured to display to a user on the single display component a second content mode.

However Aarras teaches an easel mode **(**figs. 8 & 19) is configured to display to the user on the single display (30 in fig.19) component a second content mode (fig. 19) having a second content display orientation (par. 50; lines 7 – 10) with the single display (30) component oriented towards the user and the keyboard (14) oriented away from the user (see figs. 8 & 19), wherein the first and second content display orientations are 180 degrees relative to each other; and (par. 39; lines 3 – 6)

It would have been obvious to one of ordinary skill in the art at the time of the invention to modify the display orientation of Nobuchi and the easel mode taught in figures 8 & 19 of Aarras to allow a user to select the image from the display as shown in FIG. 8. (Aarras, par. 40) **Neither Nobuchi nor Aarras expressly disclose** a scroll wheel.

However Nishiyama discloses a scroll wheel (scroll wheel is equivalent to selector 8 in fig. 1) disposed at least partially within the base and rotatable about the longitudinal axis, the scroll wheel (8) configured to permit a user to control at least one of operating parameters of the portable computer and content displayed on the display screen. (col. 4; lines 21 – 26)

It would have been obvious to one of ordinary skill in the art at the time of the invention to modify the display orientation of Nobuchi and the easel mode taught in figures 8 & 19 of Aarras to further include the scroll wheel as disclosed by Nishiyama to allow the user easily select or view information.

Re-claim 2, **Nobuchi, Aarras and Nishiyama as a whole teach all the limitations of claim 1, Nishiyama further discloses,** where the scroll wheel (fig. 1; 8) is configured to permit the user to adjust a volume of sound produced by the portable computer. (col. 4; lines 27 – 29)

Re-Claim 3, **Nobuchi, Aarras and Nishiyama as a whole teach all the limitations of claim 1, Nishiyama further discloses,** a first navigation button (fig. 1; 9) disposed on one of the base (4) and the display component (2) and configured to permit the user to manipulate selected content displayed on the screen (7). (col. 5; lines 23 – 28)

Re-Claim 4, **Nobuchi, Aarras and Nishiyama as a whole teach all the limitations of claim 1, Nishiyama further discloses,** wherein the screen is configured to display at least one of a plurality of modes of content; and wherein the navigation button is configured to permit the user to select for display one of the plurality of modes of content. (col. 4; lines 42 – 68)

Re-Claim 5, **Nobuchi, Aarras and Nishiyama as a whole teach all the limitations of claim 1, Nishiyama further discloses,** a second navigation button (fig. 1; 11); wherein the first navigation button (item 9) is disposed on a major surface of the base (4); and wherein the second navigation button (11) is disposed on a minor surface of the base. (see fig. 1)

Re-Claim 6, **Nobuchi, Aarras and Nishiyama as a whole teach all the limitations of claim 1, Nishiyama further discloses,** wherein the scroll wheel (fig. 3; 8) is configured to permit the user to select a mode of content for display by the portable computer. (col. 5; lines 34 – 39)

Re-Claim 7, **Nobuchi teaches** a portable computer configurable between a plurality of display modes including a laptop mode (figs. 1 & 16(a)), the portable computer comprising:

a base (fig. 1; 1) including a keyboard (2);

a single display component (3) rotatably coupled to the base (1) and including a screen (3) which displays content;(col. 1; lines 28 – 30)

a hinge (5) assembly disposed at least partially within the base (1) and the display component (3) that defines an axis of rotation about which both the base and the display component are rotatable (see fig. 2) to transition the portable computer between the laptop mode (figs. 1 & 16(a)), wherein

the laptop mode (figs. 1 & 16 (a)) is configured to display to a user on the single display (3) component a first content mode (fig. 16(a)) having a first content display orientation with the single display component oriented towards the user and the keyboard oriented to receive input from the user; (fig. 16(a)) and col. 1; lines 31 – 34)

Nobuchi fails to teach an easel mode is configured to display to a user on the single display component a second content mode.

However Aarras teaches an easel mode **(**figs. 8 & 19) is configured to display to the user on the single display (30 in fig.19) component a second content mode (fig. 19) having a second content display orientation (par. 50; lines 7 – 10) with the single display (30) component oriented towards the user and the keyboard (14) oriented away from the user (see figs. 8 & 19), wherein the first and second content display orientations are 180 degrees relative to each other; and (par. 39; lines 3 – 6)

It would have been obvious to one of ordinary skill in the art at the time of the invention to modify the display orientation of Nobuchi and the easel mode taught in figures 8 & 19 of Aarras to allow a user to select the image from the display as shown in FIG. 8. (Aarras, par. 40)

Neither Nobuchi nor Aarras expressly disclose a scroll wheel.

However Nishiyama discloses a scroll wheel (8 in fig. 1) accessible in each of the plurality of display modes and configured to permit a user to manipulate at least one of operating parameters of the portable computer and the content displayed on the screen. (col. 4; lines 21 – 26)

It would have been obvious to one of ordinary skill in the art at the time of the invention to modify the display orientation of Nobuchi and the easel mode taught in figures 8 & 19 of Aarras to further include the scroll wheel as disclosed by Nishiyama to allow the user easily select or view information.

Re-Claim 8, the combination of **Nobuchi, Aarras and Nishiyama as a whole teach further teach** wherein the scroll wheel (Nishiyama, fig. 3; 8) is disposed at least partially about the axis of rotation of the display component (3) relative to the base (1) (Nobuchi, col. 1; lines 28 – 30).

Re-Claim 10, **the combination of Nobuchi, Aarras and Nishiyama as a whole further teach** first navigation button (Nishiyama; 9 in fig. 1) user-accessible in each of the laptop mode (Nobuchi, figs. 1 & 2) and the easel mode (Aarras, figs. 8 & 19), and configured to permit the user to manipulate selected content displayed on the screen. (Nishiyama, col. 5; lines 23 – 68 through col. 6; lines 1 – 4)

Re-Claim 11, is rejected as applied to claim 4 above because the scope and contents of the recited limitations are substantially the same.

Re-Claim 12, **the combination of Nobuchi, Aarras and Nishiyama as a whole further teach** a second navigation button (Nishiyama, fig. 1; 11) that is not user-accessible when the portable computer is in the easel mode (Aarras, figs. 8 & 19).

Re-Claim 13, is rejected as applied to claims 1 and 7 above because the scope and contents of the recited limitations are substantially the same.

Re-Claim 14, **Nobuchi, Aarras and Nishiyama as a whole teach all the limitations of claim 1, Nishiyama further discloses,** wherein the scroll wheel (fig. 3; 8) is configured to permit a user to manipulate the content displayed on the screen. (col. 4; lines 55 - 61)

Re-Claim 15, is rejected as applied to claim 2 above because the scope and contents of the recited limitations are substantially the same.

Re-Claim 16, **Nobuchi, Aarras and Nishiyama as a whole teach all the limitations of claim 1, Nishiyama further discloses,** wherein the scroll wheel (fig. 1; 8) is disposed at least partially within the hinge (3) assembly. (see fig. 1)

Re-Claim 17, is rejected as applied to claim 3 above because the scope and contents of the recited limitations are substantially the same.

Re-Claim 18, **the combination of** Nobuchi, **Aarras and Nishiyama as a whole further teach** wherein rotating either the display component (Nishiyama, 3 in fig. 1) or the base (1) about the longitudinal axis (5) up to approximately 180 degrees from a closed mode (Nobuchi, fig. 8) in which the display screen is disposed substantially against the base configures the portable computer into the laptop mode (Nobuchi, figs. 1 & 16(a)); and

Wherein rotating either the display component or the base (1) about the longitudinal axis (5) beyond approximately 180 degrees from the closed mode (fig. 8) (Nobuchi, col. 1; lines 28 - 30) configures the portable computer into the easel mode (Aarras, figs. 8 & 19).

Re-Claim 19, **Nobuchi, Aarras and Nishiyama as a whole teach all the limitations of claim 1, Nobuchi further discloses,** wherein an operating display

mode (fig. 1) is selected from the plurality of display modes based on a physical orientation of the portable computer. (col. 2; lines 49 – 59)

Re-Claim 20, **the combination of Nobuchi, Aarras and Nishiyama as a whole further teach** wherein an operating display mode is selected from the plurality of display modes (Nobuchi, col. 2; lines 49 – 59) in response to operation of the scroll wheel (8). (Nishiyama, col. 5; lines 34 – 39)

Re-Claim 21, **Nobuchi, Aarras and Nishiyama as a whole teach all the limitations of claim 1, Nishiyama further discloses,** wherein the scroll wheel (item 8) provides a default action which effects manipulation of the at least one of the operating parameters of the portable computer, wherein the default action is defined differently responsive to a display mode of the portable computer. (col. 4; lines 42 – 61 and col. 5; lines 34 - 66)

Re-Claim 22, **Nobuchi, Aarras and Nishiyama as a whole teach all the limitations of claim 1, Nobuchi further discloses,** wherein the plurality of modes includes a frame mode in which the single display (3 in fig. 14) component is oriented towards the operator, the base (1 in fig. 14) contacts a substantially horizontal surface, and the keyboard is directed towards the substantially horizontal surface. (see fig. 14)

Re-Claim 23, **Nobuchi, Aarras and Nishiyama as a whole teach all the limitations of claim 1, Nobuchi further discloses,** wherein the frame mode (fig. 14) is configured to display to a user on the single display (3) component the first content mode having the first content display orientation (fig. 16(a)).

Re-Claim 24, **Nobuchi, Aarras and Nishiyama as a whole teach all the limitations of claim 1, Nobuchi further discloses,** wherein the portable computer is configured to prevent the portable computer from responding to keyboard input when the portable computer is in the frame mode (fig. 14).

Contact Information

5. Any inquiry concerning this communication or earlier communications from the examiner should be directed to Sosina Abebe whose telephone number is (571) 270-7929. The examiner can normally be reached on Mon-Thurs from 9:00-5:00 If attempts to reach the examiner by telephone are unsuccessful, the examiner's Supervisor, LunYi Lao can be reached on (571) 272-7671. The fax phone number for the organization where this application or proceeding is assigned is 703-872-9306. Information regarding the status of an application may be obtained from the Patent Application Information Retrieval (PAIR) system. Status information for published applications may be obtained from either Private PAIR or Public PAIR. Status information for

unpublished applications is available through Private PAIR only. For more information about the PAIR system, see http://pair-direct.uspto.gov. Should you have questions on access to the Private PAIR system, contact the Electronic Business Center (EBC) at 866-217-9197 (toll-free).

/S. A./

Examiner, Art Unit 2629

/Grant D Sitta/

Primary Examiner, Art Unit 2629

Notice of References Cited	Application/Control No. 12/170,951	Applicant(s)/Patent Under Reexamination BEHAR ET AL.	
	Examiner SOSINA ABEBE	Art Unit 2629	Page 1 of 1

U.S. PATENT DOCUMENTS

*		Document Number Country Code-Number-Kind Code	Date MM-YYYY	Name	Classification
*	A	US-6,492,974	12-2002	Nobuchi et al.	345/156
	B	US-			
	C	US-			
	D	US-			
	E	US-			
	F	US-			
	G	US-			
	H	US-			
	I	US-			
	J	US-			
	K	US-			
	L	US-			
	M	US-			

FOREIGN PATENT DOCUMENTS

*		Document Number Country Code-Number-Kind Code	Date MM-YYYY	Country	Name	Classification
	N					
	O					
	P					
	Q					
	R					
	S					
	T					

NON-PATENT DOCUMENTS

*		Include as applicable: Author, Title Date, Publisher, Edition or Volume, Pertinent Pages)
	U	
	V	
	W	
	X	

*A copy of this reference is not being furnished with this Office action. (See MPEP § 707.05(a).)
Dates in MM-YYYY format are publication dates. Classifications may be US or foreign.

Search Notes	Application/Control No.	Applicant(s)/Patent Under Reexamination
	12170951	BEHAR ET AL.
	Examiner	Art Unit
	SOSINA ABEBE	2629

SEARCHED

Class	Subclass	Date	Examiner
345	169,184	03/24/11	SA
	updated the above searches	10/13/11	SA
345	168-169,184	05/21/12	SA
361	679.3,679.21,679.26-679.27	05/21/12	SA

SEARCH NOTES

Search Notes	Date	Examiner
Inventor name search	03/24/11	SA
East Search	03/24/11	SA
Consulted with SPE LunYi Lao	10/13/11	SA
Updated East Search	10/13/11	SA
Updated East Search	05/21/12	SA
Consulted with Primary Grant Sitta	05/22/12	SA

INTERFERENCE SEARCH

Class	Subclass	Date	Examiner

/S. A./ Examiner.Art Unit 2629	

Index of Claims	Application/Control No.	Applicant(s)/Patent Under Reexamination
	12170951	BEHAR ET AL.
	Examiner	**Art Unit**
	SOSINA ABEBE	2629

✓	Rejected	-	Cancelled	N	Non-Elected	A	Appeal
=	Allowed	÷	Restricted	I	Interference	O	Objected

☐ Claims renumbered in the same order as presented by applicant ☐ CPA ☐ T.D. ☐ R.1.47

CLAIM		DATE								
Final	Original	03/24/2011	10/13/2011	05/29/2012						
	1	✓	✓	✓						
	2	✓	✓	✓						
	3	✓	✓	✓						
	4	✓	✓	✓						
	5	✓	✓	✓						
	6	✓	✓	✓						
	7	✓	✓	✓						
	8	✓	✓	✓						
	9	✓	-	-						
	10	✓	✓	✓						
	11	✓	✓	✓						
	12	✓	✓	✓						
	13	✓	✓	✓						
	14	✓	✓	✓						
	15	✓	✓	✓						
	16	✓	✓	✓						
	17	✓	✓	✓						
	18		✓	✓						
	19		✓	✓						
	20		✓	✓						
	21		✓	✓						
	22			✓						
	23			✓						
	24			✓						

EAST Search History

EAST Search History (Prior Art)

Ref #	Hits	Search Query	DBs	Default Operator	Plurals	Time Stamp
L19	312	361/679.3.ccls.	US-PGPUB; USPAT	OR	ON	2012/05/31 12:18
L20	260	L19 and @ad<="20080710"	US-PGPUB; USPAT; USOCR	OR	OFF	2012/05/31 12:18
L21	757	345/184.ccls.	US-PGPUB; USPAT	OR	ON	2012/05/31 12:19
L22	622	L21 and @ad<="20080710"	US-PGPUB; USPAT; USOCR	OR	OFF	2012/05/31 12:19
S4	76	Behar near Yves.inv.	US-PGPUB; USPAT	OR	ON	2011/03/22 16:12
S5	34	Morenstein near Joshua.inv.	US-PGPUB; USPAT	OR	ON	2011/03/22 16:12
S6	19	Hibmacronan near Christopher.inv.	US-PGPUB; USPAT	OR	ON	2011/03/22 16:13
S7	14	Edahiro near Naoya.inv.	US-PGPUB; USPAT	OR	ON	2011/03/22 16:13
S8	17	Day near Matthew.inv.	US-PGPUB; USPAT	OR	ON	2011/03/22 16:13
S10	83	("20020005818" | "20020021258" | "20030048595" | "20030109232" | "20040203535" | "20040228076" | "20050018396" | "20050041378" | "20050063145" | "20050128695" | "20050146845" | "20050210399" | "20050210399" | "20050257400" | "20050282596" | "20060126284" | "20060264243" | "20060268500" | "20070138806" | "20070182663" | "20080042987" | "20080062625" | "20080284738" | "20090244832" | "20090275366" | "20090300511" | "20090303676" | "20090322790" | "20100174993" | "3468576" | "4939514" | "5200913" | "5268817" | "5515345" | "5547698" | "5712760" | "5790371" | "5793355" | "5796575" | "5825352" | "5841631" | "5900848" | "5949643" | "5987704" | "5987704" | "6005767" | "6005767" | "6067224" | "6222507" | "6223393" | "6262885" | "6266236" | "6266236" | "6275376" | "6275376" | "6295038" | "6302612" | "6323846" | "6327482" | "6343006" | "6343006" | "6377444" | "6464195" | "6510049" | "6628267" | "6628267" | "6642909" | "6659516" | "6659516" | "6661426" | "6661426" | "6665175" | "6697055" | "6771494" | "6771494" |	USPAT	OR	ON	2011/03/22 19:16

		"6788527" | "6819304" | "6829140" | "6829140" | "6859219" | "6944012" | "6963485" | "7061472" | "7061472" | "7072179" | "7138962" | "7239508" | "7250207" | "7428142" | "7522946" | "D333636" | "D391927" | "D392944" | "D395868" | "D399526" | "D416003" | "D452238" | "D462069" | "D463797" | "D476326" | "D479708" | "D491177" | "D491936" | "D494162" | "D495674" | "D495694" | "D504128" | "D512997" | "D513509" | "D516552" | "D517541" | "D518042" | "D523429" | "D528541" | "D528993" | "D534531" | "D535292" | "D544846" | "D581371" | "D593085" | "D593086" | "D593091" | "D605635").PN.				
S11	5	"12170951"	US-PGPUB; USPAT	OR	ON	2011/03/22 19:17
S13	11	345/169.ccls. and (rotat$4 near scroll near wheel)	US-PGPUB; USPAT	OR	ON	2011/03/22 19:28
S16	3	(rotat$4 near display) same (scroll near wheel) with base	US-PGPUB; USPAT	OR	ON	2011/03/22 19:31
S19	15	(rotat$4 near display) and (scroll and wheel) same base	US-PGPUB; USPAT	OR	ON	2011/03/22 19:34
S21	76	Behar near Yves.inv.	US-PGPUB; USPAT	OR	ON	2011/03/22 19:40
S22	2	"20060264243"	US-PGPUB; USPAT	OR	ON	2011/03/22 19:43
S23	1	"6295038".pn.	US-PGPUB; USPAT	OR	ON	2011/03/22 19:57
S25	1	345/184.ccls. and (scroll near wheel) and (navigat$3 near button)	US-PGPUB; USPAT	OR	ON	2011/03/24 11:34
S30	1	"4481382".pn.	USPAT	OR	ON	2011/03/24 12:45
S34	7	(laptop) with (scroll near wheel) and (navigat$3 near button)	US-PGPUB; USPAT	OR	ON	2011/03/24 16:43
S35	1	"6184867".pn.	US-PGPUB; USPAT	OR	ON	2011/03/24 16:45
S39	11	345/184.ccls. and (navigat$3 near button)	US-PGPUB; USPAT	OR	ON	2011/03/25 15:38
S41	1	"455"/$.ccls. and (second near navigat$3 near button)	US-PGPUB; USPAT	OR	ON	2011/03/25 16:01
S48	1	"11606556"	US-PGPUB; USPAT	OR	ON	2011/03/25 17:32
S51	5	(PDA or laptop or cellular) with (two near navigat$3 near button)	US-PGPUB; USPAT	OR	ON	2011/03/25 18:40
S53	1	"20050246327"	US-PGPUB; USPAT	OR	ON	2011/03/25 20:11
S54	1	"7467356".pn.	US-PGPUB; USPAT	OR	ON	2011/03/26 19:50
S55	2	"20040001049"	US-PGPUB; USPAT	OR	ON	2011/10/11 12:57
S56	1	"20020010707"	US-PGPUB; USPAT	OR	ON	2011/10/11 12:57
S58	12	("20040001049" | "20020010707" |	US-PGPUB;	OR	ON	2011/10/11

		"5926364" | "6144358" | "6341061" | "6437974" | "6492974" | "6882335" | "6295038" | "7698407" | "20050221865" | "20080024465").pn.	USPAT			13:08
S59	1	"6040822".pn.	US-PGPUB; USPAT	OR	ON	2011/10/11 14:59
S60	2	"20010016508"	US-PGPUB; USPAT	OR	ON	2011/10/11 15:00
S73	9	(laptop) same (frame near mode) or (stand near mode) same (longtudinal near axis)	US-PGPUB; USPAT	OR	ON	2011/10/11 15:50
S75	86	Behar near Yves.inv.	US-PGPUB; USPAT	OR	ON	2011/10/11 15:56
S78	1	"7061472".pn.	US-PGPUB; USPAT	OR	ON	2011/10/11 16:10
S80	1	"6341061".pn.	US-PGPUB; USPAT; USOCR	OR	OFF	2011/10/11 16:20
S81	1	"6304431".pn.	US-PGPUB; USPAT; USOCR	OR	OFF	2011/10/11 16:22
S82	1	"6295038".pn.	US-PGPUB; USPAT; USOCR	OR	OFF	2011/10/11 16:23
S83	1	"6297752".pn.	US-PGPUB; USPAT; USOCR	OR	OFF	2011/10/11 16:24
S84	1	"5966284".pn.	US-PGPUB; USPAT; USOCR	OR	OFF	2011/10/11 16:25
S86	1	"5926364".pn.	US-PGPUB; USPAT	OR	ON	2011/10/11 16:42
S87	1	"6144358".pn.	US-PGPUB; USPAT	OR	ON	2011/10/11 16:42
S88	1	"6341061".pn.	US-PGPUB; USPAT	OR	ON	2011/10/11 16:43
S89	1	"6437974".pn.	US-PGPUB; USPAT	OR	ON	2011/10/11 16:43
S91	1	"6492974".pn.	US-PGPUB; USPAT	OR	ON	2011/10/11 16:50
S92	1	"6882335".pn.	US-PGPUB; USPAT	OR	ON	2011/10/11 16:50
S94	106	(laptop) same (rotat$3 near axis)	US-PGPUB; USPAT	OR	ON	2011/10/11 16:54
S96	18	(laptop) same (rotat$3 near axis) same (frame)	US-PGPUB; USPAT	OR	ON	2011/10/11 16:55
S97	319	(laptop or mobile) same (rotat$3 near axis) same (frame)	US-PGPUB; USPAT	OR	ON	2011/10/11 16:58
S99	26	(laptop) same (longitudinal near axis) same (rotat$3)	US-PGPUB; USPAT	OR	ON	2011/10/11 17:04
S101	14	345/169.ccls. and (longitudinal near axis) same (rotat$3)	US-PGPUB; USPAT	OR	ON	2011/10/11 17:07
S103	1	"6040822".pn.	US-PGPUB; USPAT	OR	ON	2011/10/11 17:14
S104	2	"20040001049"	US-PGPUB;	OR	ON	2011/10/11

			USPAT			17:18
S106	4	"10185154"	US-PGPUB; USPAT	OR	ON	2011/10/12 13:52
S112	2	"20040001049"	US-PGPUB; USPAT	OR	ON	2011/10/12 16:11
S113	1	"20050221865"	US-PGPUB; USPAT	OR	ON	2011/10/12 16:21
S131	18	"455"/$.ccls. and (scroll near wheel) and (navigat$3 near button)	US-PGPUB; USPAT	OR	ON	2011/10/12 17:51
S132	2	345/169.ccls. and (scroll near wheel) and (navigat$3 near button)	US-PGPUB; USPAT	OR	ON	2011/10/12 17:53
S133	23	(laptop or cellular or mobile) with (scroll near wheel) and (navigat$3 near button)	US-PGPUB; USPAT	OR	ON	2011/10/12 17:55
S134	7	(laptop) with (scroll near wheel) and (navigat$3 near button)	US-PGPUB; USPAT	OR	ON	2011/10/12 17:55
S135	1	"20010016508".pn.	US-PGPUB; USPAT	OR	ON	2011/10/12 18:03
S136	69	(laptop) with (scroll near wheel)	US-PGPUB; USPAT	OR	ON	2011/10/12 18:04
S142	305	(laptop or cellular) same (scroll near wheel)	US-PGPUB; USPAT; USOCR	OR	OFF	2011/10/13 10:07
S143	117	(laptop) same (scroll near wheel)	US-PGPUB; USPAT; USOCR	OR	OFF	2011/10/13 10:07
S146	77	S143 and @ad<="20080710"	US-PGPUB; USPAT; USOCR	OR	OFF	2011/10/13 10:08
S147	1	"20060284787"	US-PGPUB; USPAT; USOCR	OR	OFF	2011/10/13 10:16
S148	1	"7330923".pn.	US-PGPUB; USPAT; USOCR	OR	OFF	2011/10/13 10:17
S151	1	"20050221865"	US-PGPUB; USPAT	OR	ON	2011/10/13 14:48
S152	2	"20010016508"	US-PGPUB; USPAT	OR	ON	2011/10/13 14:51
S154	86	Behar near Yves.inv.	US-PGPUB; USPAT	OR	ON	2011/10/13 15:08
S157	1	"6266236".pn.	US-PGPUB; USPAT; USOCR	OR	OFF	2011/10/13 15:17
S158	2	"20040001049"	US-PGPUB; USPAT; USOCR	OR	OFF	2011/10/13 15:31
S159	40	Morenstein near Joshua.inv.	US-PGPUB; USPAT	OR	ON	2011/10/13 15:34
S160	21	Hibmacronan near Christopher.inv.	US-PGPUB; USPAT	OR	ON	2011/10/13 15:34
S161	16	Edahiro near Naoya.inv.	US-PGPUB; USPAT	OR	ON	2011/10/13 15:34
S162	18	Day near Matthew.inv.	US-PGPUB; USPAT	OR	ON	2011/10/13 15:34

S169	54	345/169.ccls. and (navigat$3 near button)	US-PGPUB; USPAT	OR	ON	2011/10/14 12:36
S170	51	S169 and @ad<="20080710"	US-PGPUB; USPAT; USOCR	OR	OFF	2011/10/14 12:36
S171	8	(laptop) with (navigat$3 near button)	US-PGPUB; USPAT	OR	ON	2011/10/14 12:40
S196	1	"20060264243"	USPAT	OR	OFF	2011/10/14 15:29
S197	69	(laptop) with (scroll near wheel)	US-PGPUB; USPAT	OR	ON	2011/10/14 16:08
S198	50	S197 and @ad<="20080710"	US-PGPUB; USPAT; USOCR	OR	OFF	2011/10/14 16:08
S200	153	(laptop) same (scroll near wheel)	US-PGPUB; USPAT	OR	ON	2011/10/14 16:25
S201	95	S200 and @ad<="20080710"	US-PGPUB; USPAT; USOCR	OR	OFF	2011/10/14 16:25
S225	1	"5767842".pn.	US-PGPUB; USPAT; USOCR	OR	OFF	2011/10/15 14:00
S238	305	(scroll near wheel) same (laptop or cellular)	US-PGPUB; USPAT	OR	OFF	2011/10/17 10:13
S240	117	(scroll near wheel) same (laptop)	US-PGPUB; USPAT	OR	OFF	2011/10/17 10:13
S250	2	"5436954".pn.	US-PGPUB; USPAT; FPRS; EPO; JPO; DERWENT; IBM_TDB	OR	OFF	2011/10/17 14:02
S252	1	"6295038".pn.	US-PGPUB; USPAT	OR	ON	2011/10/17 14:12
S282	2	"20060264243"	US-PGPUB; USPAT	OR	ON	2011/10/18 09:30
S328	1	"7084919".pn.	US-PGPUB; USPAT	OR	ON	2012/05/21 13:23
S329	2	"20040198460"	US-PGPUB; USPAT	OR	ON	2012/05/21 13:23
S330	1	"20050272462"	US-PGPUB; USPAT	OR	ON	2012/05/21 13:23
S331	1	"5436954".pn.	US-PGPUB; USPAT	OR	ON	2012/05/21 13:24
S334	1	"09979897"	US-PGPUB; USPAT	OR	ON	2012/05/21 14:02
S335	28	("5719799" | "5982429" | "6069648" | "6510325" | "6697117" | "6750848").PN. OR ("7084919").URPN.	US-PGPUB; USPAT; USOCR	OR	OFF	2012/05/21 14:36
S336	75	("4120038" | "5442512" | "5475441" | "5488558").PN. OR ("5719799").URPN.	US-PGPUB; USPAT; USOCR	OR	OFF	2012/05/21 16:01
S337	103	Behar near Yves.inv.	US-PGPUB; USPAT	OR	ON	2012/05/21 16:08
S338	43	Morenstein near Joshua.inv.	US-PGPUB;	OR	ON	2012/05/21

			USPAT			16:08
S339	22	Hibmacronan near Christopher.inv.	US-PGPUB; USPAT	OR	ON	2012/05/21 16:08
S340	23	Edahiro near Naoya.inv.	US-PGPUB; USPAT	OR	ON	2012/05/21 16:08
S341	19	Day near Matthew.inv.	US-PGPUB; USPAT	OR	ON	2012/05/21 16:08
S342	9	S337 and S338 and S339 and S340 and S341	US-PGPUB; USPAT	OR	ON	2012/05/21 16:08
S343	2	"20040001049"	US-PGPUB; USPAT	OR	ON	2012/05/21 16:13
S345	14	("20050018396" | "20050041378" | "6067224" | "D395868" | "D452238" | "D463797" | "D476326" | "D491177" | "D491936" | "D494162" | "D513509" | "D516552" | "D523429").PN. OR ("D593085").URPN.	US-PGPUB; USPAT; USOCR	OR	OFF	2012/05/21 16:20
S346	103	Behar near Yves.inv.	US-PGPUB; USPAT	OR	ON	2012/05/21 16:59
S347	43	Morenstein near Joshua.inv.	US-PGPUB; USPAT	OR	ON	2012/05/21 16:59
S348	22	Hibmacronan near Christopher.inv.	US-PGPUB; USPAT	OR	ON	2012/05/21 16:59
S349	23	Edahiro near Naoya.inv.	US-PGPUB; USPAT	OR	ON	2012/05/21 16:59
S350	19	Day near Matthew.inv.	US-PGPUB; USPAT	OR	ON	2012/05/21 16:59
S351	9	S346 and S347 and S348 and S349 and S350	US-PGPUB; USPAT	OR	ON	2012/05/21 17:00
S352	4	("20070242421" | "20080024388" | "20080158795" | "20090190295").PN.	US-PGPUB; USPAT	OR	ON	2012/05/21 17:01
S353	117737	configuration with display	US-PGPUB; USPAT	OR	ON	2012/05/21 17:08
S354	1739765	sensor or detector	US-PGPUB; USPAT	OR	ON	2012/05/21 17:08
S355	325998	laptop or "notebook computer" or "portable computer"	US-PGPUB; USPAT	OR	ON	2012/05/21 17:08
S356	37894	S353 and S354	US-PGPUB; USPAT	OR	ON	2012/05/21 17:09
S357	89456	S354 and S355	US-PGPUB; USPAT	OR	ON	2012/05/21 17:09
S358	349331	hinge	US-PGPUB; USPAT	OR	ON	2012/05/21 17:09
S359	4988	S358 and S357	US-PGPUB; USPAT	OR	ON	2012/05/21 17:10
S360	3370	S359 and @ad<="20080710"	US-PGPUB; USPAT; USOCR	OR	OFF	2012/05/21 17:10
S361	6728	flip with image	US-PGPUB; USPAT	OR	ON	2012/05/21 17:11
S362	46	S361 and S359	US-PGPUB; USPAT	OR	ON	2012/05/21 17:11
S363	32	S362 and @ad<="20080710"	US-PGPUB; USPAT; USOCR	OR	OFF	2012/05/21 17:11

S364	2400838	rotate or rotatable or rotating	US-PGPUB; USPAT; USOCR	OR	OFF	2012/05/21 17:15
S365	40	S362 and S364	US-PGPUB; USPAT	OR	ON	2012/05/21 17:16
S366	2214	345/169.ccls.	US-PGPUB; USPAT	OR	ON	2012/05/21 17:17
S367	2966	361/679.21,679.26,679.27.ccls.	US-PGPUB; USPAT	OR	ON	2012/05/21 17:17
S368	4137	455/575.1-575.2.ccls.	US-PGPUB; USPAT	OR	ON	2012/05/21 17:19
S369	3238	345/168.ccls.	US-PGPUB; USPAT	OR	ON	2012/05/21 17:21
S370	2620	S369 and @ad<="20080710"	US-PGPUB; USPAT; USOCR	OR	OFF	2012/05/21 17:22
S371	1855	S366 and @ad<="20080710"	US-PGPUB; USPAT; USOCR	OR	OFF	2012/05/21 17:22
S378	1	"6492974".pn.	US-PGPUB; USPAT; USOCR	OR	OFF	2012/05/22 15:10
S379	2	"20060264243"	US-PGPUB; USPAT; USOCR	OR	OFF	2012/05/22 15:56
S381	5	"12170939"	US-PGPUB; USPAT; USOCR	OR	OFF	2012/05/22 16:48
S382	1	"5436954".pn.	US-PGPUB; USPAT; USOCR	OR	OFF	2012/05/22 16:51
S413	1	"6492974".pn.	US-PGPUB; USPAT	OR	OFF	2012/05/29 14:24
S414	1	"11559763"	US-PGPUB; USPAT	OR	ON	2012/05/29 17:57
S419	17	("20030048595" | "20040228076" | "20050063145" | "20050128695" | "5712760" | "5847698" | "6464195" | "6642909" | "6665175" | "D399526" | "D495694" | "D528541" | "D535292").PN. OR ("D593091").URPN.	US-PGPUB; USPAT; USOCR	OR	OFF	2012/05/30 14:49
S421	1	"5436954".pn.	US-PGPUB; USPAT; USOCR	OR	OFF	2012/05/30 14:50

EAST Search History (Interference)

< This search history is empty>

5/ 31/ 2012 12:25:13 PM
C:\ Users\ sabebe\ Documents\ EAST\ Workspaces\ 12170951.wsp

INFORMATION DISCLOSURE STATEMENT BY APPLICANT

(Not for submission under 37 CFR 1.99)

Application Number	12170951
Filing Date	2008-07-10
First Named Inventor	Yves Behar
Art Unit	2629
Examiner Name	S. Abebe
Attorney Docket Number	L2039-700111

U.S.PATENTS Remove

Examiner Initial*	Cite No	Patent Number	Kind Code[1]	Issue Date	Name of Patentee or Applicant of cited Document	Pages,Columns,Lines where Relevant Passages or Relevant Figures Appear
	1					

If you wish to add additional U.S. Patent citation information please click the Add button. Add

U.S.PATENT APPLICATION PUBLICATIONS Remove

Examiner Initial*	Cite No	Publication Number	Kind Code[1]	Publication Date	Name of Patentee or Applicant of cited Document	Pages,Columns,Lines where Relevant Passages or Relevant Figures Appear
	1	20070242421		2007-10-18	Goschin et al.	
	2	20080024388		2008-01-31	Bruce	
	3	20080158795		2008-07-03	Aoki et al.	
	4	20090190295		2009-07-30	Chin et al.	

If you wish to add additional U.S. Published Application citation information please click the Add button. Add

FOREIGN PATENT DOCUMENTS Remove

Examiner Initial*	Cite No	Foreign Document Number[3]	Country Code[2] i	Kind Code[4]	Publication Date	Name of Patentee or Applicant of cited Document	Pages,Columns,Lines where Relevant Passages or Relevant Figures Appear	T[5]

ALL REFERENCES CONSIDERED EXCEPT WHERE LINED THROUGH. /S.A./

Receipt date: 05/18/2012	Application Number	12170951	12170951 - GAU: 2629
INFORMATION DISCLOSURE STATEMENT BY APPLICANT (**Not for submission under 37 CFR 1.99)**	Filing Date	2008-07-10	
	First Named Inventor	Yves Behar	
	Art Unit	2629	
	Examiner Name	S. Abebe	
	Attorney Docket Number	L2039-700111	

	1							☐

If you wish to add additional Foreign Patent Document citation information please click the Add button Add

NON-PATENT LITERATURE DOCUMENTS Remove

Examiner Initials*	Cite No	Include name of the author (in CAPITAL LETTERS), title of the article (when appropriate), title of the item (book, magazine, journal, serial, symposium, catalog, etc), date, pages(s), volume-issue number(s), publisher, city and/or country where published.	T[5]
	1		☐

If you wish to add additional non-patent literature document citation information please click the Add button Add

EXAMINER SIGNATURE

Examiner Signature	/S.A./	Date Considered	05/29/2012

*EXAMINER: Initial if reference considered, whether or not citation is in conformance with MPEP 609. Draw line through a citation if not in conformance and not considered. Include copy of this form with next communication to applicant.

[1] See Kind Codes of USPTO Patent Documents at www.USPTO.GOV or MPEP 901.04. [2] Enter office that issued the document, by the two-letter code (WIPO Standard ST.3). [3] For Japanese patent documents, the indication of the year of the reign of the Emperor must precede the serial number of the patent document. [4] Kind of document by the appropriate symbols as indicated on the document under WIPO Standard ST.16 if possible. [5] Applicant is to place a check mark here if English language translation is attached.

ALL REFERENCES CONSIDERED EXCEPT WHERE LINED THROUGH. /S.A./

Receipt date: 05/18/2012	Application Number	12170951	12170951 - GAU: 2629
INFORMATION DISCLOSURE STATEMENT BY APPLICANT (**Not for submission under 37 CFR 1.99)**	Filing Date	2008-07-10	
	First Named Inventor	Yves Behar	
	Art Unit	2629	
	Examiner Name	S. Abebe	
	Attorney Docket Number	L2039-700111	

CERTIFICATION STATEMENT

Please see 37 CFR 1.97 and 1.98 to make the appropriate selection(s):

☐ That each item of information contained in the information disclosure statement was first cited in any communication from a foreign patent office in a counterpart foreign application not more than three months prior to the filing of the information disclosure statement. See 37 CFR 1.97(e)(1).

OR

☐ That no item of information contained in the information disclosure statement was cited in a communication from a foreign patent office in a counterpart foreign application, and, to the knowledge of the person signing the certification after making reasonable inquiry, no item of information contained in the information disclosure statement was known to any individual designated in 37 CFR 1.56(c) more than three months prior to the filing of the information disclosure statement. See 37 CFR 1.97(e)(2).

☐ See attached certification statement.

☐ The fee set forth in 37 CFR 1.17 (p) has been submitted herewith.

☒ A certification statement is not submitted herewith.

SIGNATURE

A signature of the applicant or representative is required in accordance with CFR 1.33, 10.18. Please see CFR 1.4(d) for the form of the signature.

Signature	/Matthew H. Grady/	Date (YYYY-MM-DD)	2012-05-18
Name/Print	Matthew H. Grady	Registration Number	52957

This collection of information is required by 37 CFR 1.97 and 1.98. The information is required to obtain or retain a benefit by the public which is to file (and by the USPTO to process) an application. Confidentiality is governed by 35 U.S.C. 122 and 37 CFR 1.14. This collection is estimated to take 1 hour to complete, including gathering, preparing and submitting the completed application form to the USPTO. Time will vary depending upon the individual case. Any comments on the amount of time you require to complete this form and/or suggestions for reducing this burden, should be sent to the Chief Information Officer, U.S. Patent and Trademark Office, U.S. Department of Commerce, P.O. Box 1450, Alexandria, VA 22313-1450. DO NOT SEND FEES OR COMPLETED FORMS TO THIS ADDRESS. **SEND TO: Commissioner for Patents, P.O. Box 1450, Alexandria, VA 22313-1450.**

ALL REFERENCES CONSIDERED EXCEPT WHERE LINED THROUGH. /S.A./

Privacy Act Statement

The Privacy Act of 1974 (P.L. 93-579) requires that you be given certain information in connection with your submission of the attached form related to a patent application or patent. Accordingly, pursuant to the requirements of the Act, please be advised that: (1) the general authority for the collection of this information is 35 U.S.C. 2(b)(2); (2) furnishing of the information solicited is voluntary; and (3) the principal purpose for which the information is used by the U.S. Patent and Trademark Office is to process and/or examine your submission related to a patent application or patent. If you do not furnish the requested information, the U.S. Patent and Trademark Office may not be able to process and/or examine your submission, which may result in termination of proceedings or abandonment of the application or expiration of the patent.

The information provided by you in this form will be subject to the following routine uses:

1. The information on this form will be treated confidentially to the extent allowed under the Freedom of Information Act (5 U.S.C. 552) and the Privacy Act (5 U.S.C. 552a). Records from this system of records may be disclosed to the Department of Justice to determine whether the Freedom of Information Act requires disclosure of these record s.

2. A record from this system of records may be disclosed, as a routine use, in the course of presenting evidence to a court, magistrate, or administrative tribunal, including disclosures to opposing counsel in the course of settlement negotiations.

3. A record in this system of records may be disclosed, as a routine use, to a Member of Congress submitting a request involving an individual, to whom the record pertains, when the individual has requested assistance from the Member with respect to the subject matter of the record.

4. A record in this system of records may be disclosed, as a routine use, to a contractor of the Agency having need for the information in order to perform a contract. Recipients of information shall be required to comply with the requirements of the Privacy Act of 1974, as amended, pursuant to 5 U.S.C. 552a(m).

5. A record related to an International Application filed under the Patent Cooperation Treaty in this system of records may be disclosed, as a routine use, to the International Bureau of the World Intellectual Property Organization, pursuant to the Patent Cooperation Treaty.

6. A record in this system of records may be disclosed, as a routine use, to another federal agency for purposes of National Security review (35 U.S.C. 181) and for review pursuant to the Atomic Energy Act (42 U.S.C. 218(c)).

7. A record from this system of records may be disclosed, as a routine use, to the Administrator, General Services, or his/her designee, during an inspection of records conducted by GSA as part of that agency's responsibility to recommend improvements in records management practices and programs, under authority of 44 U.S.C. 2904 and 2906. Such disclosure shall be made in accordance with the GSA regulations governing inspection of records for this purpose, and any other relevant (i.e., GSA or Commerce) directive. Such disclosure shall not be used to make determinations about individuals.

8. A record from this system of records may be disclosed, as a routine use, to the public after either publication of the application pursuant to 35 U.S.C. 122(b) or issuance of a patent pursuant to 35 U.S.C. 151. Further, a record may be disclosed, subject to the limitations of 37 CFR 1.14, as a routine use, to the public if the record was filed in an application which became abandoned or in which the proceedings were terminated and which application is referenced by either a published application, an application open to public inspections or an issued patent.

9. A record from this system of records may be disclosed, as a routine use, to a Federal, State, or local law enforcement agency, if the USPTO becomes aware of a violation or potential violation of law or regulation.

ALL REFERENCES CONSIDERED EXCEPT WHERE LINED THROUGH. /S.A./

To: gengelson@LALaw.com,docketing@LALaw.com,
From: PAIR_eOfficeAction@uspto.gov
Cc: PAIR_eOfficeAction@uspto.gov
Subject: Private PAIR Correspondence Notification for Customer Number 37462

Jun 07, 2012 05:27:36 AM

Dear PAIR Customer:

LANDO & ANASTASI, LLP
ONE MAIN STREET, SUITE 1100
CAMBRIDGE, MA 02142
UNITED STATES

The following USPTO patent application(s) associated with your Customer Number, 37462 , have new outgoing correspondence. This correspondence is now available for viewing in Private PAIR.

The official date of notification of the outgoing correspondence will be indicated on the form PTOL-90 accompanying the correspondence.

Disclaimer:
The list of documents shown below is provided as a courtesy and is not part of the official file wrapper. The content of the images shown in PAIR is the official record.

Application	Document	Mailroom Date	Attorney Docket No.
12170951	CTNF	06/07/2012	L2039-700111
	892	06/07/2012	L2039-700111
	1449	06/07/2012	L2039-700111

To view your correspondence online or update your email addresses, please visit us anytime at https://sportal.uspto.gov/secure/myportal/privatepair.

If you have any questions, please email the Electronic Business Center (EBC) at EBC@uspto.gov with 'e-Office Action' on the subject line or call 1-866-217-9197 during the following hours:

Monday - Friday 6:00 a.m. to 12:00 a.m.

Thank you for prompt attention to this notice,

UNITED STATES PATENT AND TRADEMARK OFFICE

PATENT APPLICATION INFORMATION RETRIEVAL SYSTEM

PTO/SB/08a (01-10)
Approved for use through 07/31/2012. OMB 0651-0031
U.S. Patent and Trademark Office; U.S. DEPARTMENT OF COMMERCE

Under the Paperwork Reduction Act of 1995, no persons are required to respond to a collection of information unless it contains a valid OMB control number.

INFORMATION DISCLOSURE STATEMENT BY APPLICANT

(Not for submission under 37 CFR 1.99)

Application Number	12170951
Filing Date	2008-07-10
First Named Inventor	Yves Behar
Art Unit	2629
Examiner Name	S. Abebe
Attorney Docket Number	L2039-700111

U.S.PATENTS Remove

Examiner Initial*	Cite No	Patent Number	Kind Code[1]	Issue Date	Name of Patentee or Applicant of cited Document	Pages,Columns,Lines where Relevant Passages or Relevant Figures Appear
	1					

If you wish to add additional U.S. Patent citation information please click the Add button. Add

U.S.PATENT APPLICATION PUBLICATIONS Remove

Examiner Initial*	Cite No	Publication Number	Kind Code[1]	Publication Date	Name of Patentee or Applicant of cited Document	Pages,Columns,Lines where Relevant Passages or Relevant Figures Appear
	1	20070242421		2007-10-18	Goschin et al.	
	2	20080024388		2008-01-31	Bruce	
	3	20080158795		2008-07-03	Aoki et al.	
	4	20090190295		2009-07-30	Chin et al.	

If you wish to add additional U.S. Published Application citation information please click the Add button. Add

FOREIGN PATENT DOCUMENTS Remove

Examiner Initial*	Cite No	Foreign Document Number[3]	Country Code[2] i	Kind Code[4]	Publication Date	Name of Patentee or Applicant of cited Document	Pages,Columns,Lines where Relevant Passages or Relevant Figures Appear	T[5]

INFORMATION DISCLOSURE STATEMENT BY APPLICANT (Not for submission under 37 CFR 1.99)		
	Application Number	12170951
	Filing Date	2008-07-10
	First Named Inventor	Yves Behar
	Art Unit	2629
	Examiner Name	S. Abebe
	Attorney Docket Number	L2039-700111

	1							☐

If you wish to add additional Foreign Patent Document citation information please click the Add button Add

NON-PATENT LITERATURE DOCUMENTS Remove

Examiner Initials*	Cite No	Include name of the author (in CAPITAL LETTERS), title of the article (when appropriate), title of the item (book, magazine, journal, serial, symposium, catalog, etc), date, pages(s), volume-issue number(s), publisher, city and/or country where published.	T[5]
	1		☐

If you wish to add additional non-patent literature document citation information please click the Add button Add

EXAMINER SIGNATURE

Examiner Signature		Date Considered	

*EXAMINER: Initial if reference considered, whether or not citation is in conformance with MPEP 609. Draw line through a citation if not in conformance and not considered. Include copy of this form with next communication to applicant.

[1] See Kind Codes of USPTO Patent Documents at www.USPTO.GOV or MPEP 901.04. [2] Enter office that issued the document, by the two-letter code (WIPO Standard ST.3). [3] For Japanese patent documents, the indication of the year of the reign of the Emperor must precede the serial number of the patent document. [4] Kind of document by the appropriate symbols as indicated on the document under WIPO Standard ST.16 if possible. [5] Applicant is to place a check mark here if English language translation is attached.

INFORMATION DISCLOSURE STATEMENT BY APPLICANT

(Not for submission under 37 CFR 1.99)

Application Number	12170951
Filing Date	2008-07-10
First Named Inventor	Yves Behar
Art Unit	2629
Examiner Name	S. Abebe
Attorney Docket Number	L2039-700111

CERTIFICATION STATEMENT

Please see 37 CFR 1.97 and 1.98 to make the appropriate selection(s):

☐ That each item of information contained in the information disclosure statement was first cited in any communication from a foreign patent office in a counterpart foreign application not more than three months prior to the filing of the information disclosure statement. See 37 CFR 1.97(e)(1).

OR

☐ That no item of information contained in the information disclosure statement was cited in a communication from a foreign patent office in a counterpart foreign application, and, to the knowledge of the person signing the certification after making reasonable inquiry, no item of information contained in the information disclosure statement was known to any individual designated in 37 CFR 1.56(c) more than three months prior to the filing of the information disclosure statement. See 37 CFR 1.97(e)(2).

☐ See attached certification statement.

☐ The fee set forth in 37 CFR 1.17 (p) has been submitted herewith.

☒ A certification statement is not submitted herewith.

SIGNATURE

A signature of the applicant or representative is required in accordance with CFR 1.33, 10.18. Please see CFR 1.4(d) for the form of the signature.

Signature	/Matthew H. Grady/	Date (YYYY-MM-DD)	2012-05-18
Name/Print	Matthew H. Grady	Registration Number	52957

This collection of information is required by 37 CFR 1.97 and 1.98. The information is required to obtain or retain a benefit by the public which is to file (and by the USPTO to process) an application. Confidentiality is governed by 35 U.S.C. 122 and 37 CFR 1.14. This collection is estimated to take 1 hour to complete, including gathering, preparing and submitting the completed application form to the USPTO. Time will vary depending upon the individual case. Any comments on the amount of time you require to complete this form and/or suggestions for reducing this burden, should be sent to the Chief Information Officer, U.S. Patent and Trademark Office, U.S. Department of Commerce, P.O. Box 1450, Alexandria, VA 22313-1450. DO NOT SEND FEES OR COMPLETED FORMS TO THIS ADDRESS. **SEND TO: Commissioner for Patents, P.O. Box 1450, Alexandria, VA 22313-1450.**

Privacy Act Statement

The Privacy Act of 1974 (P.L. 93-579) requires that you be given certain information in connection with your submission of the attached form related to a patent application or patent. Accordingly, pursuant to the requirements of the Act, please be advised that: (1) the general authority for the collection of this information is 35 U.S.C. 2(b)(2); (2) furnishing of the information solicited is voluntary; and (3) the principal purpose for which the information is used by the U.S. Patent and Trademark Office is to process and/or examine your submission related to a patent application or patent. If you do not furnish the requested information, the U.S. Patent and Trademark Office may not be able to process and/or examine your submission, which may result in termination of proceedings or abandonment of the application or expiration of the patent.

The information provided by you in this form will be subject to the following routine uses:

1. The information on this form will be treated confidentially to the extent allowed under the Freedom of Information Act (5 U.S.C. 552) and the Privacy Act (5 U.S.C. 552a). Records from this system of records may be disclosed to the Department of Justice to determine whether the Freedom of Information Act requires disclosure of these record s.

2. A record from this system of records may be disclosed, as a routine use, in the course of presenting evidence to a court, magistrate, or administrative tribunal, including disclosures to opposing counsel in the course of settlement negotiations.

3. A record in this system of records may be disclosed, as a routine use, to a Member of Congress submitting a request involving an individual, to whom the record pertains, when the individual has requested assistance from the Member with respect to the subject matter of the record.

4. A record in this system of records may be disclosed, as a routine use, to a contractor of the Agency having need for the information in order to perform a contract. Recipients of information shall be required to comply with the requirements of the Privacy Act of 1974, as amended, pursuant to 5 U.S.C. 552a(m).

5. A record related to an International Application filed under the Patent Cooperation Treaty in this system of records may be disclosed, as a routine use, to the International Bureau of the World Intellectual Property Organization, pursuant to the Patent Cooperation Treaty.

6. A record in this system of records may be disclosed, as a routine use, to another federal agency for purposes of National Security review (35 U.S.C. 181) and for review pursuant to the Atomic Energy Act (42 U.S.C. 218(c)).

7. A record from this system of records may be disclosed, as a routine use, to the Administrator, General Services, or his/her designee, during an inspection of records conducted by GSA as part of that agency's responsibility to recommend improvements in records management practices and programs, under authority of 44 U.S.C. 2904 and 2906. Such disclosure shall be made in accordance with the GSA regulations governing inspection of records for this purpose, and any other relevant (i.e., GSA or Commerce) directive. Such disclosure shall not be used to make determinations about individuals.

8. A record from this system of records may be disclosed, as a routine use, to the public after either publication of the application pursuant to 35 U.S.C. 122(b) or issuance of a patent pursuant to 35 U.S.C. 151. Further, a record may be disclosed, subject to the limitations of 37 CFR 1.14, as a routine use, to the public if the record was filed in an application which became abandoned or in which the proceedings were terminated and which application is referenced by either a published application, an application open to public inspections or an issued patent.

9. A record from this system of records may be disclosed, as a routine use, to a Federal, State, or local law enforcement agency, if the USPTO becomes aware of a violation or potential violation of law or regulation.

Electronic Acknowledgement Receipt

EFS ID:	12814752
Application Number:	12170951
International Application Number:	
Confirmation Number:	2004
Title of Invention:	PORTABLE COMPUTER WITH MULTIPLE DISPLAY CONFIGURATIONS
First Named Inventor/Applicant Name:	Yves Behar
Customer Number:	37462
Filer:	Matthew H. Grady
Filer Authorized By:	
Attorney Docket Number:	L2039-700111
Receipt Date:	18-MAY-2012
Filing Date:	10-JUL-2008
Time Stamp:	15:23:13
Application Type:	Utility under 35 USC 111(a)

Payment information:

Submitted with Payment	no

File Listing:

Document Number	Document Description	File Name	File Size(Bytes)/ Message Digest	Multi Part /.zip	Pages (if appl.)
1	Information Disclosure Statement (IDS) Form (SB08)	L2039-700111_-_Information_Disclosure_Statement_Fillable_PDF_1.pdf	611781 58b05bd4119f794ea7d21f60b8e193c91a5e3701	no	4

Warnings:	
Information:	

Total Files Size (in bytes):	611781

This Acknowledgement Receipt evidences receipt on the noted date by the USPTO of the indicated documents, characterized by the applicant, and including page counts, where applicable. It serves as evidence of receipt similar to a Post Card, as described in MPEP 503.

New Applications Under 35 U.S.C. 111

If a new application is being filed and the application includes the necessary components for a filing date (see 37 CFR 1.53(b)-(d) and MPEP 506), a Filing Receipt (37 CFR 1.54) will be issued in due course and the date shown on this Acknowledgement Receipt will establish the filing date of the application.

National Stage of an International Application under 35 U.S.C. 371

If a timely submission to enter the national stage of an international application is compliant with the conditions of 35 U.S.C. 371 and other applicable requirements a Form PCT/DO/EO/903 indicating acceptance of the application as a national stage submission under 35 U.S.C. 371 will be issued in addition to the Filing Receipt, in due course.

New International Application Filed with the USPTO as a Receiving Office

If a new international application is being filed and the international application includes the necessary components for an international filing date (see PCT Article 11 and MPEP 1810), a Notification of the International Application Number and of the International Filing Date (Form PCT/RO/105) will be issued in due course, subject to prescriptions concerning national security, and the date shown on this Acknowledgement Receipt will establish the international filing date of the application.

PTO/SB/30EFS (07-09)
Approved for use through 07/31/2012. OMB 0651-0031
U.S. Patent and Trademark Office; U.S. DEPARTMENT OF COMMERCE
Under the Paperwork Reduction Act of 1995, no persons are required to respond to a collection of information unless it contains a valid OMB control number.

REQUEST FOR CONTINUED EXAMINATION(RCE)TRANSMITTAL
(Submitted Only via EFS-Web)

Application Number	12170951	Filing Date	2008-07-10	Docket Number (if applicable)	L2039-700111	Art Unit	2629
First Named Inventor	Yves Behar			Examiner Name	S. Abebe		

This is a Request for Continued Examination (RCE) under 37 CFR 1.114 of the above-identified application.
Request for Continued Examination (RCE) practice under 37 CFR 1.114 does not apply to any utility or plant application filed prior to June 8, 1995, or to any design application. The Instruction Sheet for this form is located at WWW.USPTO.GOV

SUBMISSION REQUIRED UNDER 37 CFR 1.114

Note: If the RCE is proper, any previously filed unentered amendments and amendments enclosed with the RCE will be entered in the order in which they were filed unless applicant instructs otherwise. If applicant does not wish to have any previously filed unentered amendment(s) entered, applicant must request non-entry of such amendment(s).

☒ Previously submitted. If a final Office action is outstanding, any amendments filed after the final Office action may be considered as a submission even if this box is not checked.

- ☒ Consider the arguments in the Appeal Brief or Reply Brief previously filed on 2012-02-28
- ☒ Other Please do not enter the amendments filed on 2/28/2012. Please entered the amendments as enclosed

☒ Enclosed

- ☒ Amendment/Reply
- ☐ Information Disclosure Statement (IDS)
- ☐ Affidavit(s)/ Declaration(s)
- ☐ Other

MISCELLANEOUS

☐ Suspension of action on the above-identified application is requested under 37 CFR 1.103(c) for a period of months _____ (Period of suspension shall not exceed 3 months; Fee under 37 CFR 1.17(i) required)

☐ Other

FEES

☒ **The RCE fee under 37 CFR 1.17(e) is required by 37 CFR 1.114 when the RCE is filed.**
The Director is hereby authorized to charge any underpayment of fees, or credit any overpayments, to Deposit Account No 50/2762

SIGNATURE OF APPLICANT, ATTORNEY, OR AGENT REQUIRED

☒ Patent Practitioner Signature

☐ Applicant Signature

PTO/SB/30EFS (07-09)
Approved for use through 07/31/2012. OMB 0651-0031
U.S. Patent and Trademark Office; U.S. DEPARTMENT OF COMMERCE
Under the Paperwork Reduction Act of 1995, no persons are required to respond to a collection of information unless it contains a valid OMB control number.

Signature of Registered U.S. Patent Practitioner			
Signature	/Matthew H. Grady/	Date (YYYY-MM-DD)	2012-03-22
Name	Matthew H. Grady	Registration Number	52957

This collection of information is required by 37 CFR 1.114. The information is required to obtain or retain a benefit by the public which is to file (and by the USPTO to process) an application. Confidentiality is governed by 35 U.S.C. 122 and 37 CFR 1.11 and 1.14. This collection is estimated to take 12 minutes to complete, including gathering, preparing, and submitting the completed application form to the USPTO. Time will vary depending upon the individual case. Any comments on the amount of time you require to complete this form and/or suggestions for reducing this burden, should be sent to the Chief Information Officer, U.S. Patent and Trademark Office, U.S. Department of Commerce, P.O. Box 1450, Alexandria, VA 22313-1450.

If you need assistance in completing the form, call 1-800-PTO-9199 and select option 2.

Privacy Act Statement

The Privacy Act of 1974 (P.L. 93-579) requires that you be given certain information in connection with your submission of the attached form related to a patent application or patent. Accordingly, pursuant to the requirements of the Act, please be advised that: (1) the general authority for the collection of this information is 35 U.S.C. 2(b)(2); (2) furnishing of the information solicited is voluntary; and (3) the principal purpose for which the information is used by the U.S. Patent and Trademark Office is to process and/or examine your submission related to a patent application or patent. If you do not furnish the requested information, the U.S. Patent and Trademark Office may not be able to process and/or examine your submission, which may result in termination of proceedings or abandonment of the application or expiration of the patent.

The information provided by you in this form will be subject to the following routine uses:

1. The information on this form will be treated confidentially to the extent allowed under the Freedom of Information Act (5 U.S.C. 552) and the Privacy Act (5 U.S.C. 552a). Records from this system of records may be disclosed to the Department of Justice to determine whether the Freedom of Information Act requires disclosure of these records.

2. A record from this system of records may be disclosed, as a routine use, in the course of presenting evidence to a court, magistrate, or administrative tribunal, including disclosures to opposing counsel in the course of settlement negotiations.

3. A record in this system of records may be disclosed, as a routine use, to a Member of Congress submitting a request involving an individual, to whom the record pertains, when the individual has requested assistance from the Member with respect to the subject matter of the record.

4. A record in this system of records may be disclosed, as a routine use, to a contractor of the Agency having need for the information in order to perform a contract. Recipients of information shall be required to comply with the requirements of the Privacy Act of 1974, as amended, pursuant to 5 U.S.C. 552a(m).

5. A record related to an International Application filed under the Patent Cooperation Treaty in this system of records may be disclosed, as a routine use, to the International Bureau of the World Intellectual Property Organization, pursuant to the Patent Cooperation Treaty.

6. A record in this system of records may be disclosed, as a routine use, to another federal agency for purposes of National Security review (35 U.S.C. 181) and for review pursuant to the Atomic Energy Act (42 U.S.C. 218(c)).

7. A record from this system of records may be disclosed, as a routine use, to the Administrator, General Services, or his/her designee, during an inspection of records conducted by GSA as part of that agency's responsibility to recommend improvements in records management practices and programs, under authority of 44 U.S.C. 2904 and 2906. Such disclosure shall be made in accordance with the GSA regulations governing inspection of records for this purpose, and any other relevant (i.e., GSA or Commerce) directive. Such disclosure shall not be used to make determinations about individuals.

8. A record from this system of records may be disclosed, as a routine use, to the public after either publication of the application pursuant to 35 U.S.C. 122(b) or issuance of a patent pursuant to 35 U.S.C. 151. Further, a record may be disclosed, subject to the limitations of 37 CFR 1.14, as a routine use, to the public if the record was filed in an application which became abandoned or in which the proceedings were terminated and which application is referenced by either a published application, an application open to public inspections or an issued patent.

9. A record from this system of records may be disclosed, as a routine use, to a Federal, State, or local law enforcement agency, if the USPTO becomes aware of a violation or potential violation of law or regulation.

Docket No.: L2039-700111

IN THE UNITED STATES PATENT AND TRADEMARK OFFICE

Applicant:	Yves Behar
Serial No:	12/170,951
Confirmation No:	2004
Filed:	July 10, 2008
For:	PORTABLE COMPUTER WITH MULTIPLE DISPLAY CONFIGURATIONS
Examiner:	ABEBE, SOSINA
Art Unit:	2629

CERTIFICATE OF TRANSMISSION UNDER 37 C.F.R. §1.8(a)

The undersigned hereby certifies that this document is being electronically filed in accordance with 37 C.F.R. §1.6(a)(4) on the 22nd day of March, 2012.

/Matthew H. Grady/
Matthew H. Grady, Reg. No. 52,957

Commissioner for Patents

AMENDMENT

Sir:

In further response to the Office Action mailed October 28, 2011, the Advisory Action of March 16, 2012, and accompanying a Request for Continued Examination, please amend the above-identified application as follows. Changes to the Claims are shown by strike through (for deleted matter) and underlining (for added matter). Please do not enter the Amendments submitted February 28, 2012.

Amendments to the Claims are reflected in the listing of claims which begins on page 2 of this paper.

Remarks begin on page 7 of this paper.

Amendments to the Claims

This listing of claims will replace all prior versions, and listings, of claims in the application.

Listing of Claims:

1. (Currently Amended) A portable computer comprising:

a base including a keyboard;

a single display component rotatably coupled to the base such that the single display component and the base are rotatable with respect to one another about a ~~single~~ longitudinal axis running along an interface between the display component and the base to transition between at least a laptop mode and an easel mode, the single display component including a display screen, wherein

the laptop mode is configured to display to a user on the single display component a first content mode having a first content display orientation with the single display component oriented towards the user and the keyboard oriented to receive input from the user;

the easel mode is configured to display to the user on the single display component a second content mode having a second content display orientation with the single display component oriented towards the user and the keyboard oriented away from the user, wherein the first and second content display orientations are 180 degrees relative to each other; and

a scroll wheel disposed at least partially within the base and rotatable about the ~~single~~ longitudinal axis, the scroll wheel configured to permit a user to control at least one of operating parameters of the portable computer and content displayed on the display screen.

2. (Original) The portable computer of claim 1, where the scroll wheel is configured to permit the user to adjust a volume of sound produced by the portable computer.

3. (Original) The portable computer of claim 1, further comprising a first navigation button disposed on one of the base and the display component and configured to permit the user to manipulate selected content displayed on the screen.

4. (Original) The portable computer of claim 3, wherein the screen is configured to display at least one of a plurality of modes of content; and

wherein the navigation button is configured to permit the user to select for display one of the plurality of modes of content.

5. (Original) The portable computer of claim 3, further comprising a second navigation button;

wherein the first navigation button is disposed on a major surface of the base; and

wherein the second navigation button is disposed on a minor surface of the base.

6. (Original) The portable computer of claim 1, wherein the scroll wheel is configured to permit the user to select a mode of content for display by the portable computer.

7. (Currently Amended) A portable computer configurable between a plurality of display modes including a laptop mode and an easel mode, the portable computer comprising:

a base including a keyboard;

a single display component rotatably coupled to the base and including a screen which displays content;

a hinge assembly disposed at least partially within the base and the display component that defines ~~a single~~ an axis of rotation about which both the base and the display component are rotatable to transition the portable computer between the laptop mode and the easel mode, wherein

the laptop mode is configured to display to a user on the single display component a first content mode having a first content display orientation with the single display component oriented towards the user and the keyboard oriented to receive input from the user;

the easel mode is configured to display to the user on the single display component a second content mode having a second content display orientation with the single display component oriented towards the user and the keyboard oriented away from the user, wherein the first and second content display orientations are 180 degrees relative to each other; and

a scroll wheel accessible in each of the plurality of display modes and configured to permit a user to manipulate at least one of operating parameters of the portable computer and the content displayed on the screen.

8. (Currently Amended) The portable computer of claim 7; wherein the scroll wheel is disposed at least partially about the ~~single~~ axis of rotation of the display component relative to the base.

9. (Cancelled)

10. (Original) The portable computer of claim 7, further comprising a first navigation button user-accessible in each of the laptop mode and the easel mode, and configured to permit the user to manipulate selected content displayed on the screen.

11. (Original) The portable computer of claim 10, wherein the screen is configured to display at least one of a plurality of modes of content; and

wherein the first navigation button is configured to permit the user to select for display one of the plurality of modes of content.

12. (Previously Presented) The portable computer of claim 10, further comprising a second navigation button that is not user-accessible when the portable computer is in the easel mode.

13. (Currently Amended) A portable computer comprising:

a base <u>including a keyboard</u>;

a <u>single</u> display component including a screen configured to display content;

a hinge assembly disposed at least partially within the base configured to rotatably couple the display component to the base, the hinge assembly defining a ~~single~~ longitudinal axis running along an interface between the display component and the base about which the display component and the base are rotatable to transition the portable computer between <u>at least</u> a laptop mode and an easel mode<u>, wherein</u>

the laptop mode is configured to display to a user on the single display component a first content mode having a first content display orientation with the single display component oriented towards the user and the keyboard oriented to receive input from the user;

the easel mode is configured to display to the user on the single display component a second content mode having a second content display orientation with the single display component oriented towards the user and the keyboard oriented away from the user, wherein the first and second content display orientations are 180 degrees relative to each other; and

a scroll wheel disposed at least partially about the longitudinal axis.

14. (Original) The portable computer of claim 13, wherein the scroll wheel is configured to permit a user to manipulate the content displayed on the screen.

15. (Original) The portable computer of claim 13, wherein the scroll wheel is configured to permit a user to control a volume of sound played by the portable computer.

16. (Original) The portable computer of claim 13, wherein the scroll wheel is disposed at least partially within the hinge assembly.

17. (Original) The portable computer of claim 13, further comprising at least one navigation button disposed on one of the base and the display component.

18. (Currently Amended) The portable computer of claim 1, wherein rotating either the display component or the base about the ~~single~~ longitudinal axis up to approximately 180 degrees from a closed mode in which the display screen is disposed substantially against the base configures the portable computer into the laptop mode; and

wherein rotating either the display component or the base about the ~~single~~ longitudinal axis beyond approximately 180 degrees from the closed mode configures the portable computer into the easel mode.

19. (Previously Presented) The portable computer of claim 7, wherein an operating display mode is selected from the plurality of display modes based on a physical orientation of the portable computer.

20. (Previously Presented) The portable computer of claim 7, wherein an operating display mode is selected from the plurality of display modes in response to operation of the scroll wheel.

21. (Currently Amended) The portable computer of claim 8, wherein the scroll wheel provides a default action which effects manipulation of the at least one of the operating parameters of the portable computer, wherein the default action[~~s~~] is defined differently responsive to a display mode of the portable computer.

22. (New) The portable computer of claim 1, wherein the plurality of modes includes a frame mode in which the single display component is oriented towards the operator, the base contacts a substantially horizontal surface, and the keyboard is directed towards the substantially horizontal surface.

23. (New) The portable computer of claim 22, wherein the frame mode is configured to display to a user on the single display component the first content mode having the first content display orientation.

24. (New) The portable computer of claim 22, wherein the portable computer is configured to prevent the portable computer from responding to keyboard input when the portable computer is in the frame mode.

REMARKS

Claims 1-8 and 10-21 were previously pending in this application. Claims 1, 7-8, 13, 18, and 21 have been amended herein. Claims 22-24 have been added. As a result claims 1-8 and 10-24 are pending for examination with claims 1, 7, and 13 being independent claims. No new matter has been added. The application as presented is believed to be in condition for allowance.

Rejections Under 35 U.S.C. §103

The Office Action rejected claims 1-2, 6-9, 11, and 13-17 under 35 U.S.C. §103(a) as being unpatentable over Nishiyama (hereinafter Nishiyama) in view of U.S. Publication No. 2006/0264243 to Aarras (hereinafter Aarras). In response, Applicant has amended the independent claims to be more clear and respectfully submits the following remarks traversing the rejection.

As discussed and not addressed in the prior response, the proposed combination of Aarras in view of Nishiyama ***and*** Nishiyama in view of Arras is not proper. Even assuming for the purposes of argument the combination proper, the proposed combination would not result in the invention as claimed.

Nishiyama discloses a portable telephone radio set which includes a rotary selector which turns to select various functions. (Abstract; see also Col. 2, lines 18-23). The telephone set includes sections "engaged via joint portion 3 by which the telephone set is folded and rotated so as to be housed." (Col. 4, lines 1-4). As discussed, "the selector 8 is provided in the joint portion 3 so as to select various functions." (Col. 5, lines 12-13). The joint portion includes a "stopper 24" for stopping rotation of the joint portion. (Please see Col. 7, line 54 – Col. 8, line 2; and Fig. 5). "The notch 25" within the joint portion "is formed at an open position where the telephone is being used and at a housing position … where it is folded and housed. (Col. 8 lines 8-11). The notch 26 does not allow "the engagement of the stopper piece 24 to be released." (Col. 8, lines 2-5). In summary, Nishiyama discloses a telephone set with a rotary selector configurable between a closed position and an open position about a single axis joint portion, wherein the joint portion with selector locks the sections of Nishiyama device into a telephone configuration, and prevents rotation of the sections of Nishiyama past the telephone configuration.

One cannot change Nishiyama to operate in an "easel mode" as recited in the instant application without changing the principle of operation disclosed. Nishiyama disclosed a telephone device that is prevented from rotating past the telephone configuration. As the M.P.E.P. instructs there is no prima facie case of obviousness where a proposed modification changes the principle of operation of the reference. (M.P.E.P. §2143.03 Sec V.) Specifically, Nishiyama discloses that the joint portion includes a "stopper 24" "disposed in the shank 23 which is engaged with notches 25 and 26 and as a result rotation of the sleeve 20 is stopped. (Please see Col. 7, line 54 – Col. 8, line 2; and Fig. 5). The notch 26 ***cannot be disengaged***, representing a position beyond which the telephone set ***cannot be rotated***. (Please see Col. 8, lines 2-5).

Aarras describes a device with sections completely rotatable around each other to accomplish the disclosed book metaphor. (Please see paras. 0010, 0038, and 0047-49). It would not be obvious to the person of ordinary skill to combine a telephone device (Nishiyama) with a built in stopper that prevents the device from rotating with device of Aarras that operates by completely rotating around the disclose hinge. These teachings and the structures disclosed are not compatible. Modifying Nishiyama to include the teaching of Aarras would eliminate the disclosed stop position for operation of the telephone device which would be improper, and modifying Aarras with Nishiyama's joint portion and scroll wheel would result in the Aarras device's rotation being stopped at an open position (defeating the disclosed book metaphor) which would also be improper. (Please see M.P.E.P. §2143.03 Sec. V & VI). Due to the stop position disclosed in Nishiyama, the telephone device of Nishiyama ***cannot*** be transitioned from a laptop mode to an easel mode, thus, claim 1 would not be obvious in light of either Nishiyama or Aarras in combination with the other.

To further prosecution, Applicant has also submitted amendments to further clarify Applicant's contribution to the art.

As admitted in the Office Action, Nishiyama does not teach or suggest a portable computer having "a single display component rotatably coupled to the base such that the single display component and the base are rotatable with respect to one another about a longitudinal axis running along an interface between the display component and the base to transition between … a laptop mode and an easel mode," as recited in claim 1, as amended. Aarras does

not cure this deficiency. In particular, Aarras does not teach or suggest "a single display component rotatably coupled to the base" such that they are "rotatable with respect to one another about a longitudinal axis running along an interface between the display component and the base to transition between … a laptop mode and an easel mode."

Aarras does not disclose a transition from a laptop mode and an easel mode responsive to a rotation of a base and a display component about a longitudinal axis. Aarras discloses a device with the two sections connected by a dual axis hinge. (See e.g., section 16, in Fig. 1-3). The dual axis hinge of Aarras enables the device to present displays on the first and second sections according to a book metaphor. (Please see paras. 0010, 0038, and 0047-49). One completely flips the first section around the second to reveal a display on the second section. Aarras does not teach or suggest a transition between the claimed laptop mode and easel mode - there is no change in display orientation triggered by the rotation of the sections of Aarras about the longitudinal axis. As shown in Figs. 8 and 9 (relied on by the Examiner), the display orientation does not change as the sections of Aarras are rotated, thus Aarras does not teach the claimed easel mode. Indeed, if one were to change the orientation of one of the displayed sections shown in Figs. 8 and 9 as claimed, the display for Aarras would be oriented upside down for a viewer, which is not reasonable.

The only change in a content orientation disclosed in Aarras occurs in a dual display embodiment, where a display orientation is rotated from a first portrait type orientation to a second landscape type orientation in response to a second portion 94 of one section 90 changing from a first position to a second position relative to the first portion 92 of the same one section 90. (See para. 0059, and Figs. 31-33). Thus, any positional/orientation change of the displayed content disclosed in Aarras is 90 degrees and not 180 degrees as claimed. Further, the transition occurs as a result of rotation of two portions of ***one section*** of the Aarras device, not as part of a transition from a laptop mode to an easel mode.

Thus even assuming the combination of the systems of Nishiyama and Aarras proper, for the purposes of argument, the combination does not teach or suggest claim 1, as amended, as neither references teaches or suggests "a single display component rotatably coupled to the base such that the single display component and the base are rotatable with respect to one another about a longitudinal axis running along an interface between the display component and the base to transition between … a laptop mode and an easel mode," as recited in claim 1, as amended.

Accordingly, withdrawal of the rejection is respectfully requested. Claims 2-6 and new claims 22-24 depend from claim 1 and are allowable for at least the same reasons.

Independent claims 7 and 13 also recite "transition the portable computer between the laptop mode and the easel mode." As discussed above, it is not obvious to modify Nishiyama with Aarras as a matter of law. Further, neither reference teaches the recited "transition the portable computer between the laptop mode and the easel mode." Thus, assuming for the purposes of argument the combination proper, the combination does not teach or suggest at least one element of independent claims 7 and 13.

Accordingly withdrawal of the rejections of claims 7 and 13 are respectfully requested. Claims 8, 9-12, and 14-21 depend from independent claims 7 and 13 respectively, and are allowable for at least the same reasons.

CONCLUSION

In view of the foregoing amendments and remarks, reconsideration is respectfully requested. This application should now be in condition for allowance; a notice to this effect is respectfully requested. If the Examiner believes, after this amendment, that the application is not in condition for allowance, the Examiner is requested to call the Applicant's attorney at the telephone number listed below.

If this response is not considered timely filed and if a request for an extension of time is otherwise absent, Applicant hereby requests any necessary extension of time. If there is a fee occasioned by this response, including an extension fee, that is not covered by an accompanying payment, please charge any deficiency to Deposit Account No. 50/2762.

Respectfully submitted,

Yves Behar, Applicant

By: /Matthew H. Grady/

Matthew H. Grady, Reg. No. 52,957
Edward J Russavage, Reg. No. 43,069
LANDO & ANASTASI, LLP
Riverfront Office Park
One Main Street
Cambridge, Massachusetts 02142
Tel. (617) 395-7000

Docket No.: L2039-700111
Date: March 22, 2012

Electronic Patent Application Fee Transmittal

Application Number:	12170951
Filing Date:	10-Jul-2008
Title of Invention:	PORTABLE COMPUTER WITH MULTIPLE DISPLAY CONFIGURATIONS
First Named Inventor/Applicant Name:	Yves Behar
Filer:	Matthew H. Grady
Attorney Docket Number:	L2039-700111

Filed as Large Entity

Utility under 35 USC 111(a) Filing Fees

Description	Fee Code	Quantity	Amount	Sub-Total in USD($)
Basic Filing:				
Pages:				
Claims:				
Claims in excess of 20	1202	1	60	60
Miscellaneous-Filing:				
Petition:				
Patent-Appeals-and-Interference:				
Post-Allowance-and-Post-Issuance:				
Extension-of-Time:				

Description	Fee Code	Quantity	Amount	Sub-Total in USD($)
Miscellaneous:				
Request for continued examination	1801	1	930	930
		Total in USD ($)		**990**

Electronic Acknowledgement Receipt

EFS ID:	12371628
Application Number:	12170951
International Application Number:	
Confirmation Number:	2004
Title of Invention:	PORTABLE COMPUTER WITH MULTIPLE DISPLAY CONFIGURATIONS
First Named Inventor/Applicant Name:	Yves Behar
Customer Number:	37462
Filer:	Matthew H. Grady
Filer Authorized By:	
Attorney Docket Number:	L2039-700111
Receipt Date:	22-MAR-2012
Filing Date:	10-JUL-2008
Time Stamp:	21:41:55
Application Type:	Utility under 35 USC 111(a)

Payment information:

Submitted with Payment	yes
Payment Type	Deposit Account
Payment was successfully received in RAM	$990
RAM confirmation Number	7436
Deposit Account	502762
Authorized User	

The Director of the USPTO is hereby authorized to charge indicated fees and credit any overpayment as follows:

Charge any Additional Fees required under 37 C.F.R. Section 1.16 (National application filing, search, and examination fees)

Charge any Additional Fees required under 37 C.F.R. Section 1.17 (Patent application and reexamination processing fees)

Charge any Additional Fees required under 37 C.F.R. Section 1.19 (Document supply fees)

Charge any Additional Fees required under 37 C.F.R. Section 1.20 (Post Issuance fees)

Charge any Additional Fees required under 37 C.F.R. Section 1.21 (Miscellaneous fees and charges)

File Listing:

Document Number	Document Description	File Name	File Size(Bytes)/ Message Digest	Multi Part /.zip	Pages (if appl.)
1	Request for Continued Examination (RCE)	L2039-700111_-_Request_for_Continued_Examination_Fillable_PDF_2.pdf	697818 1f5e3305327a3613bc8d3b639e6d00c761e95c9d	no	3
Warnings:					
Information:					
2		L2039-700111_RCE_AMEND.pdf	47264 dd39f5fdad6d5fbd6922e850c994b2183f613755	yes	11

	Multipart Description/PDF files in .zip description		
	Document Description	**Start**	**End**
	Amendment Submitted/Entered with Filing of CPA/RCE	1	1
	Claims	2	6
	Applicant Arguments/Remarks Made in an Amendment	7	11

Warnings:					
Information:					
3	Fee Worksheet (SB06)	fee-info.pdf	32309 d02fd147db474a4700605d1a696e2e199a63b02e	no	2
Warnings:					
Information:					
		Total Files Size (in bytes):	777391		

This Acknowledgement Receipt evidences receipt on the noted date by the USPTO of the indicated documents, characterized by the applicant, and including page counts, where applicable. It serves as evidence of receipt similar to a Post Card, as described in MPEP 503.

New Applications Under 35 U.S.C. 111

If a new application is being filed and the application includes the necessary components for a filing date (see 37 CFR 1.53(b)-(d) and MPEP 506), a Filing Receipt (37 CFR 1.54) will be issued in due course and the date shown on this Acknowledgement Receipt will establish the filing date of the application.

National Stage of an International Application under 35 U.S.C. 371

If a timely submission to enter the national stage of an international application is compliant with the conditions of 35 U.S.C. 371 and other applicable requirements a Form PCT/DO/EO/903 indicating acceptance of the application as a national stage submission under 35 U.S.C. 371 will be issued in addition to the Filing Receipt, in due course.

New International Application Filed with the USPTO as a Receiving Office

If a new international application is being filed and the international application includes the necessary components for an international filing date (see PCT Article 11 and MPEP 1810), a Notification of the International Application Number and of the International Filing Date (Form PCT/RO/105) will be issued in due course, subject to prescriptions concerning national security, and the date shown on this Acknowledgement Receipt will establish the international filing date of the application.

UNITED STATES PATENT AND TRADEMARK OFFICE

UNITED STATES DEPARTMENT OF COMMERCE
United States Patent and Trademark Office
Address: COMMISSIONER FOR PATENTS
P.O. Box 1450
Alexandria, Virginia 22313-1450
www.uspto.gov

APPLICATION NO.	FILING DATE	FIRST NAMED INVENTOR	ATTORNEY DOCKET NO.	CONFIRMATION NO.
12/170,951	07/10/2008	Yves Behar	L2039-700111	2004

37462 7590 03/16/2012

LANDO & ANASTASI, LLP
ONE MAIN STREET, SUITE 1100
CAMBRIDGE, MA 02142

EXAMINER	
ABEBE, SOSINA	
ART UNIT	**PAPER NUMBER**
2629	

NOTIFICATION DATE	DELIVERY MODE
03/16/2012	ELECTRONIC

Please find below and/or attached an Office communication concerning this application or proceeding.

The time period for reply, if any, is set in the attached communication.

Notice of the Office communication was sent electronically on above-indicated "Notification Date" to the following e-mail address(es):

docketing@LALaw.com
gengelson@LALaw.com

Advisory Action Before the Filing of an Appeal Brief	**Application No.** 12/170,951	**Applicant(s)** BEHAR ET AL.
	Examiner SOSINA ABEBE	**Art Unit** 2629

--The MAILING DATE of this communication appears on the cover sheet with the correspondence address --

THE REPLY FILED 28 February 2012 FAILS TO PLACE THIS APPLICATION IN CONDITION FOR ALLOWANCE.

NO NOTICE OF APPEAL FILED

1. ☒ The reply was filed after a final rejection. No Notice of Appeal has been filed. To avoid abandonment of this application, applicant must timely file one of the following replies: (1) an amendment, affidavit, or other evidence, which places the application in condition for allowance;

(2) a Notice of Appeal (with appeal fee) in compliance with 37 CFR 41.31; or (3) a Request for Continued Examination (RCE) in compliance with 37 CFR 1.114 if this is a utility or plant application. Note that RCEs are not permitted in design applications. The reply must be filed within one of the following time periods:

a) ☒ The period for reply expires *4* months from the mailing date of the final rejection.

b) ☐ The period for reply expires on: (1) the mailing date of this Advisory Action; or (2) the date set forth in the final rejection, whichever is later. In no event, however, will the statutory period for reply expire later than SIX MONTHS from the mailing date of the final rejection.

c) ☐ A prior Advisory Action was mailed more than 3 months after the mailing date of the final rejection in response to a first after-final reply filed within 2 months of the mailing date of the final rejection. The current period for reply expires months from the mailing date of *the prior Advisory Action* or SIX MONTHS from the mailing date of the final rejection, whichever is earlier.

Examiner Note: If box 1 is checked, check either box (a), (b) or (c). ONLY CHECK BOX (b) WHEN THIS ADVISORY ACTION IS THE FIRST RESPONSE TO APPLICANT'S FIRST AFTER-FINAL REPLY WHICH WAS FILED WITHIN TWO MONTHS OF THE FINAL REJECTION. ONLY CHECK BOX (c) IN THE LIMITED SITUATION SET FORTH UNDER BOX (c). See MPEP 706.07(f).

Extensions of time may be obtained under 37 CFR 1.136(a). The date on which the petition under 37 CFR 1.136(a) and the appropriate extension fee have been filed is the date for purposes of determining the period of extension and the corresponding amount of the fee. The appropriate extension fee under 37 CFR 1.17(a) is calculated from: (1) the expiration date of the shortened statutory period for reply originally set in the final Office action; or (2) as set forth in (b) or (c) above, if checked. Any reply received by the Office later than three months after the mailing date of the final rejection, even if timely filed, may reduce any earned patent term adjustment. See 37 CFR 1.704(b).

NOTICE OF APPEAL

2. ☐ The Notice of Appeal was filed on _____. A brief in compliance with 37 CFR 41.37 must be filed within two months of the date of filing the Notice of Appeal (37 CFR 41.37(a)), or any extension thereof (37 CFR 41.37(e)), to avoid dismissal of the appeal. Since a Notice of Appeal has been filed, any reply must be filed within the time period set forth in 37 CFR 41.37(a).

AMENDMENTS

3. ☒ The proposed amendments filed after a final rejection, but prior to the date of filing a brief, will not be entered because
   a) ☒ They raise new issues that would require further consideration and/or search (see NOTE below);
   b) ☐ They raise the issue of new matter (see NOTE below);
   c) ☐ They are not deemed to place the application in better form for appeal by materially reducing or simplifying the issues for appeal; and/or
   d) ☐ They present additional claims without canceling a corresponding number of finally rejected claims.

   NOTE: _____. (See 37 CFR 1.116 and 41.33(a)).

4. ☐ The amendments are not in compliance with 37 CFR 1.121. See attached Notice of Non-Compliant Amendment (PTOL-324).

5. ☐ Applicant's reply has overcome the following rejection(s): _____.

6. ☐ Newly proposed or amended claim(s) _____ would be allowable if submitted in a separate, timely filed amendment canceling the non-allowable claim(s).

7. ☒ For purposes of appeal, the proposed amendment(s): (a) ☒ will not be entered, or (b) ☐ will be entered, and an explanation of how the new or amended claims would be rejected is provided below or appended.

AFFIDAVIT OR OTHER EVIDENCE

8. ☐ The affidavit or other evidence filed after final action, but before or on the date of filing a Notice of Appeal will not be entered because applicant failed to provide a showing of good and sufficient reasons why the affidavit or other evidence is necessary and was not earlier presented. See 37 CFR 1.116(e).

9. ☐ The affidavit or other evidence filed after the date of filing the Notice of Appeal, but prior to the date of filing a brief, will not be entered because the affidavit or other evidence failed to overcome all rejections under appeal and/or appellant fails to provide a showing of good and sufficient reasons why it is necessary and was not earlier presented. See 37 CFR 41.33(d)(1).

10. ☐ The affidavit or other evidence is entered. An explanation of the status of the claims after entry is below or attached.

REQUEST FOR RECONSIDERATION/OTHER

11. ☒ The request for reconsideration has been considered but does NOT place the application in condition for allowance because: they raise new issues that would require further search.

12. ☐ Note the attached Information *Disclosure Statement*(s). (PTO/SB/08) Paper No(s). _____

13. ☐ Other: _____.

STATUS OF CLAIMS

14. The status of the claim(s) is (or will be) as follows:

Claim(s) allowed: .

Claim(s) objected to: .

Claim(s) rejected: 1-8 and 10-21.

Claim(s) withdrawn from consideration: .

/LUN-YI LAO/ Supervisory Patent Examiner, Art Unit 2629	/S. A./ Examiner, Art Unit 2629

DO NOT ENTER: /S.A./
03/07/2012

Docket No.: L2039-700111

IN THE UNITED STATES PATENT AND TRADEMARK OFFICE

Applicant:	Yves Behar
Serial No:	12/170,951
Confirmation No:	2004
Filed:	July 10, 2008
For:	PORTABLE COMPUTER WITH MULTIPLE DISPLAY CONFIGURATIONS
Examiner:	ABEBE, SOSINA
Art Unit:	2629

CERTIFICATE OF TRANSMISSION UNDER 37 C.F.R. §1.8(a)

The undersigned hereby certifies that this document is being electronically filed in accordance with 37 C.F.R. §1.6(a)(4) on the 28th day of February, 2012.

/Matthew H. Grady/
Matthew H. Grady, Reg. No. 52,957

Commissioner for Patents

AMENDMENT AFTER FINAL ACTION UNDER 37 C.F.R. 1.116

Sir:

In response to the Office Action mailed October 28, 2011, please amend the above-identified application as follows. Changes to the Claims are shown by strike through (for deleted matter) and underlining (for added matter).

Amendments to the Claims are reflected in the listing of claims which begins on page 2 of this paper.

Remarks begin on page 7 of this paper.

To: gengelson@LALaw.com,docketing@LALaw.com,
From: PAIR_eOfficeAction@uspto.gov
Cc: PAIR_eOfficeAction@uspto.gov
Subject: Private PAIR Correspondence Notification for Customer Number 37462

Mar 16, 2012 05:28:35 AM

Dear PAIR Customer:

LANDO & ANASTASI, LLP
ONE MAIN STREET, SUITE 1100
CAMBRIDGE, MA 02142
UNITED STATES

The following USPTO patent application(s) associated with your Customer Number, 37462 , have new outgoing correspondence. This correspondence is now available for viewing in Private PAIR.

The official date of notification of the outgoing correspondence will be indicated on the form PTOL-90 accompanying the correspondence.

Disclaimer:
The list of documents shown below is provided as a courtesy and is not part of the official file wrapper. The content of the images shown in PAIR is the official record.

Application	Document	Mailroom Date	Attorney Docket No.
12170951	CTAV	03/16/2012	L2039-700111

To view your correspondence online or update your email addresses, please visit us anytime at https://sportal.uspto.gov/secure/myportal/privatepair.

If you have any questions, please email the Electronic Business Center (EBC) at EBC@uspto.gov with 'e-Office Action' on the subject line or call 1-866-217-9197 during the following hours:

Monday - Friday 6:00 a.m. to 12:00 a.m.

Thank you for prompt attention to this notice,

UNITED STATES PATENT AND TRADEMARK OFFICE

PATENT APPLICATION INFORMATION RETRIEVAL SYSTEM

Docket No.: L2039-700111

IN THE UNITED STATES PATENT AND TRADEMARK OFFICE

Applicant:	Yves Behar
Serial No:	12/170,951
Confirmation No:	2004
Filed:	July 10, 2008
For:	PORTABLE COMPUTER WITH MULTIPLE DISPLAY CONFIGURATIONS
Examiner:	ABEBE, SOSINA
Art Unit:	2629

CERTIFICATE OF TRANSMISSION UNDER 37 C.F.R. §1.8(a)

The undersigned hereby certifies that this document is being electronically filed in accordance with 37 C.F.R. §1.6(a)(4) on the 28th day of February, 2012.

/Matthew H. Grady/
Matthew H. Grady, Reg. No. 52,957

Commissioner for Patents

AMENDMENT AFTER FINAL ACTION UNDER 37 C.F.R. 1.116

Sir:

In response to the Office Action mailed October 28, 2011, please amend the above-identified application as follows. Changes to the Claims are shown by strike through (for deleted matter) and underlining (for added matter).

Amendments to the Claims are reflected in the listing of claims which begins on page 2 of this paper.

Remarks begin on page 7 of this paper.

Amendments to the Claims

This listing of claims will replace all prior versions, and listings, of claims in the application.

Listing of Claims:

1. (Currently Amended) A portable computer comprising:

a base including a keyboard;

a single display component rotatably coupled to the base such that the single display component and the base are rotatable with respect to one another about a ~~single~~ longitudinal axis running along an interface between the display component and the base to transition between a plurality of display modes, wherein the plurality of display modes include a laptop mode and an easel mode, the single display component including a display screen, wherein

the laptop mode is configured to display to a user on the single display component a first content mode having a first content display orientation with the single display oriented towards the user and the keyboard oriented to receive input from the user;

the easel mode is configured to display to the user on the single display component a second content mode having a second content display orientation with the single display oriented towards the user and the keyboard oriented away from the user, wherein the first and second content display orientations are 180 degrees relative to each other; and

a scroll wheel disposed at least partially within the base and rotatable about the ~~single~~ longitudinal axis, the scroll wheel configured to permit a user to control at least one of operating parameters of the portable computer and content displayed on the display screen.

2. (Original) The portable computer of claim 1, where the scroll wheel is configured to permit the user to adjust a volume of sound produced by the portable computer.

3. (Original) The portable computer of claim 1, further comprising a first navigation button disposed on one of the base and the display component and configured to permit the user to manipulate selected content displayed on the screen.

4. (Original) The portable computer of claim 3, wherein the screen is configured to display at least one of a plurality of modes of content; and

wherein the navigation button is configured to permit the user to select for display one of the plurality of modes of content.

5. (Original) The portable computer of claim 3, further comprising a second navigation button;

wherein the first navigation button is disposed on a major surface of the base; and

wherein the second navigation button is disposed on a minor surface of the base.

6. (Original) The portable computer of claim 1, wherein the scroll wheel is configured to permit the user to select a mode of content for display by the portable computer.

7. (Currently Amended) A portable computer configurable between a plurality of display modes including a laptop mode and an easel mode, the portable computer comprising:

a base including a keyboard;

a single display component rotatably coupled to the base and including a screen which displays content;

a hinge assembly disposed at least partially within the base and the display component that defines ~~a single~~ an axis of rotation about which both the base and the display component are rotatable to transition the portable computer between the laptop mode and the easel mode, wherein

the laptop mode is configured to display to a user on the single display component a first content mode having a first content display orientation with the single display oriented towards the user and the keyboard oriented to receive input from the user;

the easel mode is configured to display to the user on the single display component a second content mode having a second content display orientation with the single display oriented towards the user and the keyboard oriented away from the user, wherein the first and second content display orientations are 180 degrees relative to each other; and

a scroll wheel accessible in each of the plurality of display modes and configured to permit a user to manipulate at least one of operating parameters of the portable computer and the content displayed on the screen.

8. (Currently Amended) The portable computer of claim 7; wherein the scroll wheel is disposed at least partially about the ~~single~~ axis of rotation of the display component relative to the base.

9. (Cancelled)

10. (Original) The portable computer of claim 7, further comprising a first navigation button user-accessible in each of the laptop mode and the easel mode, and configured to permit the user to manipulate selected content displayed on the screen.

11. (Original) The portable computer of claim 10, wherein the screen is configured to display at least one of a plurality of modes of content; and

wherein the first navigation button is configured to permit the user to select for display one of the plurality of modes of content.

12. (Previously Presented) The portable computer of claim 10, further comprising a second navigation button that is not user-accessible when the portable computer is in the easel mode.

13. (Currently Amended) A portable computer comprising:

a base <u>including a keyboard</u>;

a <u>single</u> display component including a screen configured to display content;

a hinge assembly disposed at least partially within the base configured to rotatably couple the display component to the base, the hinge assembly defining a ~~single~~ longitudinal axis running along an interface between the display component and the base about which the display component and the base are rotatable to transition the portable computer between a laptop mode and an easel mode<u>, wherein</u>

the laptop mode is configured to display to a user on the single display component a first content mode having a first content display orientation with the single display oriented towards the user and the keyboard oriented to receive input from the user;

the easel mode is configured to display to the user on the single display component a second content mode having a second content display orientation with the single display oriented towards the user and the keyboard oriented away from the user, wherein the first and second content display orientations are 180 degrees relative to each other; and

a scroll wheel disposed at least partially about the longitudinal axis.

14. (Original) The portable computer of claim 13, wherein the scroll wheel is configured to permit a user to manipulate the content displayed on the screen.

15. (Original) The portable computer of claim 13, wherein the scroll wheel is configured to permit a user to control a volume of sound played by the portable computer.

16. (Original) The portable computer of claim 13, wherein the scroll wheel is disposed at least partially within the hinge assembly.

17. (Original) The portable computer of claim 13, further comprising at least one navigation button disposed on one of the base and the display component.

18. (Currently Amended) The portable computer of claim 1, wherein rotating either the display component or the base about the ~~single~~ longitudinal axis up to approximately 180 degrees from a closed mode in which the display screen is disposed substantially against the base configures the portable computer into the laptop mode; and

wherein rotating either the display component or the base about the ~~single~~ longitudinal axis beyond approximately 180 degrees from the closed mode configures the portable computer into the easel mode.

19. (Previously Presented) The portable computer of claim 7, wherein an operating display mode is selected from the plurality of display modes based on a physical orientation of the portable computer.

20. (Previously Presented) The portable computer of claim 7, wherein an operating display mode is selected from the plurality of display modes in response to operation of the scroll wheel.

21. (Currently Amended) The portable computer of claim 8, wherein the scroll wheel provides a default action which effects manipulation of the at least one of the operating parameters of the portable computer, wherein the default action[~~s~~] is defined differently responsive to a display mode of the portable computer.

22. (New) The portable computer of claim 1, wherein the plurality of modes includes a frame mode in which the single display component is oriented towards the operator, the base contacts a substantially horizontal surface, and the keyboard is directed towards the substantially horizontal surface.

23. (New) The portable computer of claim 22, wherein the frame mode is configured to display to a user on the single display component the first content mode having the first content display orientation.

HP Inc. - Exhibit 1005 - Page 1092

REMARKS

Claims 1-8 and 10-21 were previously pending in this application. Claims 1, 7-8, 13, 18, and 21 have been amended herein. Claims 22-23 have been added. As a result claims 1-8 and 10-23 are pending for examination with claims 1, 7, and 13 being independent claims. No new matter has been added. The application as presented is believed to be in condition for allowance.

Rejections Under 35 U.S.C. §103

The Office Action rejected claims 1-2, 6-9, 11, and 13-17 under 35 U.S.C. §103(a) as being unpatentable over Nishiyama (hereinafter Nishiyama) in view of U.S. Publication No. 2006/0264243 to Aarras (hereinafter Aarras). In response, Applicant has amended the independent claims to be more clear and respectfully submits the following remarks traversing the rejection.

As discussed and not addressed in the prior response, the proposed combination of Aarras in view of Nishiyama ***and*** Nishiyama in view of Arras is not proper. Even assuming for the purposes of argument the combination proper, the proposed combination would not result in the invention as claimed.

Nishiyama discloses a portable telephone radio set which includes a rotary selector which turns to select various functions. (Abstract; see also Col. 2, lines 18-23). The telephone set includes sections "engaged via joint portion 3 by which the telephone set is folded and rotated so as to be housed." (Col. 4, lines 1-4). As discussed, "the selector 8 is provided in the joint portion 3 so as to select various functions." (Col. 5, lines 12-13). The joint portion includes a "stopper 24" for stopping rotation of the joint portion. (Please see Col. 7, line 54 – Col. 8, line 2; and Fig. 5). "The notch 25" within the joint portion "is formed at an open position where the telephone is being used and at a housing position … where it is folded and housed. (Col. 8 lines 8-11). The notch 26 does not allow "the engagement of the stopper piece 24 to be released." (Col. 8, lines 2-5). In summary, Nishiyama discloses a telephone set with a rotary selector configurable between a closed position and an open position about a single axis joint portion, wherein the joint portion with selector locks the sections of Nishiyama device into a telephone configuration, and prevents rotation of the sections of Nishiyama past the telephone configuration.

One cannot change Nishiyama to operate in an "easel mode" as recited in the instant application without changing the principle of operation disclosed. Nishiyama disclosed a telephone device that is prevented from rotating past the telephone configuration. As the M.P.E.P. instructs there is no prima facie case of obviousness where a proposed modification changes the principle of operation of the reference. (M.P.E.P. §2143.03 Sec V.) Specifically, Nishiyama discloses that the joint portion includes a "stopper 24" "disposed in the shank 23 which is engaged with notches 25 and 26 and as a result rotation of the sleeve 20 is stopped. (Please see Col. 7, line 54 – Col. 8, line 2; and Fig. 5). The notch 26 ***cannot be disengaged***, representing a position beyond which the telephone set ***cannot be rotated***. (Please see Col. 8, lines 2-5).

Aarras describes a device with sections completely rotatable around each other to accomplish the disclosed book metaphor. (Please see paras. 0010, 0038, and 0047-49). It would not be obvious to the person of ordinary skill to combine a telephone device (Nishiyama) with a built in stopper that prevents the device from rotating with device of Aarras that operates by completely rotating around the disclose hinge. These teachings and the structures disclosed are not compatible. Modifying Nishiyama to include the teaching of Aarras would eliminate the disclosed stop position for operation of the telephone device which would be improper, and modifying Aarras with Nishiyama's joint portion and scroll wheel would result in the Aarras device's rotation being stopped at an open position (defeating the disclosed book metaphor) which would also be improper. (Please see M.P.E.P. §2143.03 Sec. V & VI). Due to the stop position disclosed in Nishiyama, the telephone device of Nishiyama ***cannot*** be transitioned from a laptop mode to an easel mode, thus, claim 1 would not be obvious in light of either Nishiyama or Aarras in combination with the other.

To further prosecution, Applicant has also submitted amendments to further clarify Applicant's contribution to the art.

As admitted in the Office Action, Nishiyama does not teach or suggest a portable computer having "a single display component rotatably coupled to the base such that the single display component and the base are rotatable with respect to one another about a longitudinal axis running along an interface between the display component and the base to transition between … a laptop mode and an easel mode," as recited in claim 1, as amended. Aarras does

not cure this deficiency. In particular, Aarras does not teach or suggest "a single display component rotatably coupled to the base" such that they are "rotatable with respect to one another about a longitudinal axis running along an interface between the display component and the base to transition between … a laptop mode and an easel mode."

Aarras does not disclose a transition from a laptop mode and an easel mode responsive to a rotation of a base and a display component about a longitudinal axis. Aarras discloses a device with the two sections connected by a dual axis hinge. (See e.g., section 16, in Fig. 1-3). The dual axis hinge of Aarras enables the device to present displays on the first and second sections according to a book metaphor. (Please see paras. 0010, 0038, and 0047-49). One completely flips the first section around the second to reveal a display on the second section. Aarras does not teach or suggest a transition between the claimed laptop mode and easel mode - there is no change in display orientation triggered by the rotation of the sections of Aarras about the longitudinal axis. As shown in Figs. 8 and 9 (relied on by the Examiner), the display orientation does not change as the sections of Aarras are rotated, thus Aarras does not teach the claimed easel mode. Indeed, if one were to change the orientation of one of the displayed sections shown in Figs. 8 and 9 as claimed, the display for Aarras would be oriented upside down for a viewer, which is not reasonable.

The only change in a content orientation disclosed in Aarras occurs in a dual display embodiment, where a display orientation is rotated from a first portrait type orientation to a second landscape type orientation in response to a second portion 94 of one section 90 changing from a first position to a second position relative to the first portion 92 of the same one section 90. (See para. 0059, and Figs. 31-33). Thus, any positional/orientation change of the displayed content disclosed in Aarras is 90 degrees and not 180 degrees as claimed. Further, the transition occurs as a result of rotation of two portions of ***one section*** of the Aarras device, not as part of a transition from a laptop mode to an easel mode.

Thus even assuming the combination of the systems of Nishiyama and Aarras proper, for the purposes of argument, the combination does not teach or suggest claim 1, as amended, as neither references teaches or suggests "a single display component rotatably coupled to the base such that the single display component and the base are rotatable with respect to one another about a longitudinal axis running along an interface between the display component and the base to transition between … a laptop mode and an easel mode," as recited in claim 1, as amended.

Accordingly, withdrawal of the rejection is respectfully requested. Claims 2-6 and new claims 22-23 depend from claim 1 and are allowable for at least the same reasons.

Independent claims 7 and 13 also recite "transition the portable computer between the laptop mode and the easel mode." As discussed above, it is not obvious to modify Nishiyama with Aarras as a matter of law. Further, neither reference teaches the recited "transition the portable computer between the laptop mode and the easel mode." Thus, assuming for the purposes of argument the combination proper, the combination does not teach or suggest at least one element of independent claims 7 and 13.

Accordingly withdrawal of the rejections of claims 7 and 13 are respectfully requested. Claims 8, 9-12, and 14-21 depend from independent claims 7 and 13 respectively, and are allowable for at least the same reasons.

CONCLUSION

In view of the foregoing amendments and remarks, reconsideration is respectfully requested. This application should now be in condition for allowance; a notice to this effect is respectfully requested. If the Examiner believes, after this amendment, that the application is not in condition for allowance, the Examiner is requested to call the Applicant's attorney at the telephone number listed below.

If this response is not considered timely filed and if a request for an extension of time is otherwise absent, Applicant hereby requests any necessary extension of time. If there is a fee occasioned by this response, including an extension fee, that is not covered by an accompanying payment, please charge any deficiency to Deposit Account No. 50/2762.

Respectfully submitted,

Yves Behar, Applicant

By: /Matthew H. Grady/

Matthew H. Grady, Reg. No. 52,957
Edward J Russavage, Reg. No. 43,069
LANDO & ANASTASI, LLP
Riverfront Office Park
One Main Street
Cambridge, Massachusetts 02142
Tel. (617) 395-7000

Docket No.: L2039-700111
Date: February 28, 2012

Electronic Patent Application Fee Transmittal

Application Number:	12170951
Filing Date:	10-Jul-2008
Title of Invention:	PORTABLE COMPUTER WITH MULTIPLE DISPLAY CONFIGURATIONS
First Named Inventor/Applicant Name:	Yves Behar
Filer:	Matthew H. Grady/Matthew Grady
Attorney Docket Number:	L2039-700111

Filed as Large Entity

Utility under 35 USC 111(a) Filing Fees

Description	Fee Code	Quantity	Amount	Sub-Total in USD($)
Basic Filing:				
Pages:				
Claims:				
Claims in excess of 20	1202	2	60	120
Miscellaneous-Filing:				
Petition:				
Patent-Appeals-and-Interference:				
Post-Allowance-and-Post-Issuance:				
Extension-of-Time:				

Description	Fee Code	Quantity	Amount	Sub-Total in USD($)
Extension - 1 month with $0 paid	1251	1	150	150
Miscellaneous:				
			Total in USD ($)	**270**

Electronic Acknowledgement Receipt

EFS ID:	12180481
Application Number:	12170951
International Application Number:	
Confirmation Number:	2004
Title of Invention:	PORTABLE COMPUTER WITH MULTIPLE DISPLAY CONFIGURATIONS
First Named Inventor/Applicant Name:	Yves Behar
Customer Number:	37462
Filer:	Matthew H. Grady/Matthew Grady
Filer Authorized By:	Matthew H. Grady
Attorney Docket Number:	L2039-700111
Receipt Date:	28-FEB-2012
Filing Date:	10-JUL-2008
Time Stamp:	16:17:04
Application Type:	Utility under 35 USC 111(a)

Payment information:

Submitted with Payment	yes
Payment Type	Deposit Account
Payment was successfully received in RAM	$270
RAM confirmation Number	3654
Deposit Account	502762
Authorized User	

The Director of the USPTO is hereby authorized to charge indicated fees and credit any overpayment as follows:

Charge any Additional Fees required under 37 C.F.R. Section 1.16 (National application filing, search, and examination fees)

Charge any Additional Fees required under 37 C.F.R. Section 1.17 (Patent application and reexamination processing fees)

Charge any Additional Fees required under 37 C.F.R. Section 1.19 (Document supply fees)

Charge any Additional Fees required under 37 C.F.R. Section 1.20 (Post Issuance fees)

Charge any Additional Fees required under 37 C.F.R. Section 1.21 (Miscellaneous fees and charges)

File Listing:

Document Number	Document Description	File Name	File Size(Bytes)/ Message Digest	Multi Part /.zip	Pages (if appl.)
1		L2039-700111_Amendment_Shell_1.PDF	57085 856a2b2f79d3c58b6f6a0b0504921 2f297c0d723	yes	11

	Multipart Description/PDF files in .zip description		
	Document Description	**Start**	**End**
	Amendment After Final	1	1
	Claims	2	6
	Applicant Arguments/Remarks Made in an Amendment	7	11

Warnings:

Information:

2	Fee Worksheet (SB06)	fee-info.pdf	32527 151c469ce9372a61d89681502c973951bc59089f	no	2

Warnings:

Information:

Total Files Size (in bytes):	89612

This Acknowledgement Receipt evidences receipt on the noted date by the USPTO of the indicated documents, characterized by the applicant, and including page counts, where applicable. It serves as evidence of receipt similar to a Post Card, as described in MPEP 503.

New Applications Under 35 U.S.C. 111

If a new application is being filed and the application includes the necessary components for a filing date (see 37 CFR 1.53(b)-(d) and MPEP 506), a Filing Receipt (37 CFR 1.54) will be issued in due course and the date shown on this Acknowledgement Receipt will establish the filing date of the application.

National Stage of an International Application under 35 U.S.C. 371

If a timely submission to enter the national stage of an international application is compliant with the conditions of 35 U.S.C. 371 and other applicable requirements a Form PCT/DO/EO/903 indicating acceptance of the application as a national stage submission under 35 U.S.C. 371 will be issued in addition to the Filing Receipt, in due course.

New International Application Filed with the USPTO as a Receiving Office

If a new international application is being filed and the international application includes the necessary components for an international filing date (see PCT Article 11 and MPEP 1810), a Notification of the International Application Number and of the International Filing Date (Form PCT/RO/105) will be issued in due course, subject to prescriptions concerning national security, and the date shown on this Acknowledgement Receipt will establish the international filing date of the application.

UNITED STATES PATENT AND TRADEMARK OFFICE

UNITED STATES DEPARTMENT OF COMMERCE
United States Patent and Trademark Office
Address: COMMISSIONER FOR PATENTS
P.O. Box 1450
Alexandria, Virginia 22313-1450
www.uspto.gov

APPLICATION NO.	FILING DATE	FIRST NAMED INVENTOR	ATTORNEY DOCKET NO.	CONFIRMATION NO.
12/170,951	07/10/2008	Yves Behar	L2039-700111	2004

37462 7590 10/28/2011

LANDO & ANASTASI, LLP
ONE MAIN STREET, SUITE 1100
CAMBRIDGE, MA 02142

EXAMINER	
ABEBE, SOSINA	
ART UNIT	**PAPER NUMBER**
2629	

NOTIFICATION DATE	DELIVERY MODE
10/28/2011	ELECTRONIC

Please find below and/or attached an Office communication concerning this application or proceeding.

The time period for reply, if any, is set in the attached communication.

Notice of the Office communication was sent electronically on above-indicated "Notification Date" to the following e-mail address(es):

docketing@LALaw.com
gengelson@LALaw.com

Office Action Summary	Application No.	Applicant(s)	
	12/170,951	BEHAR ET AL.	
	Examiner	Art Unit	
	SOSINA ABEBE	2629	

-- The MAILING DATE of this communication appears on the cover sheet with the correspondence address --

Period for Reply

A SHORTENED STATUTORY PERIOD FOR REPLY IS SET TO EXPIRE *3* MONTH(S) OR THIRTY (30) DAYS, WHICHEVER IS LONGER, FROM THE MAILING DATE OF THIS COMMUNICATION.

- Extensions of time may be available under the provisions of 37 CFR 1.136(a). In no event, however, may a reply be timely filed after SIX (6) MONTHS from the mailing date of this communication.
- If NO period for reply is specified above, the maximum statutory period will apply and will expire SIX (6) MONTHS from the mailing date of this communication.
- Failure to reply within the set or extended period for reply will, by statute, cause the application to become ABANDONED (35 U.S.C. § 133). Any reply received by the Office later than three months after the mailing date of this communication, even if timely filed, may reduce any earned patent term adjustment. See 37 CFR 1.704(b).

Status

1)☒ Responsive to communication(s) filed on *01 July 2011*.

2a)☒ This action is **FINAL**. 2b)☐ This action is non-final.

3)☐ An election was made by the applicant in response to a restriction requirement set forth during the interview on _____; the restriction requirement and election have been incorporated into this action.

4)☐ Since this application is in condition for allowance except for formal matters, prosecution as to the merits is closed in accordance with the practice under *Ex parte Quayle*, 1935 C.D. 11, 453 O.G. 213.

Disposition of Claims

5)☒ Claim(s) *1-8 and 10-21* is/are pending in the application.

5a) Of the above claim(s) _____ is/are withdrawn from consideration.

6)☐ Claim(s) _____ is/are allowed.

7)☒ Claim(s) *1-8and10-21* is/are rejected.

8)☐ Claim(s) _____ is/are objected to.

9)☐ Claim(s) _____ are subject to restriction and/or election requirement.

Application Papers

10)☐ The specification is objected to by the Examiner.

11)☐ The drawing(s) filed on _____ is/are: a)☐ accepted or b)☐ objected to by the Examiner.

Applicant may not request that any objection to the drawing(s) be held in abeyance. See 37 CFR 1.85(a).

Replacement drawing sheet(s) including the correction is required if the drawing(s) is objected to. See 37 CFR 1.121(d).

12)☐ The oath or declaration is objected to by the Examiner. Note the attached Office Action or form PTO-152.

Priority under 35 U.S.C. § 119

13)☐ Acknowledgment is made of a claim for foreign priority under 35 U.S.C. § 119(a)-(d) or (f).

a)☐ All b)☐ Some * c)☐ None of:

1.☐ Certified copies of the priority documents have been received.

2.☐ Certified copies of the priority documents have been received in Application No. _____.

3.☐ Copies of the certified copies of the priority documents have been received in this National Stage application from the International Bureau (PCT Rule 17.2(a)).

* See the attached detailed Office action for a list of the certified copies not received.

Attachment(s)

1) ☒ Notice of References Cited (PTO-892)
2) ☐ Notice of Draftsperson's Patent Drawing Review (PTO-948)
3) ☒ Information Disclosure Statement(s) (PTO/SB/08) Paper No(s)/Mail Date *07/01/2011,09/28/2011*.
4) ☐ Interview Summary (PTO-413) Paper No(s)/Mail Date. _____ .
5) ☐ Notice of Informal Patent Application
6) ☐ Other: _____.

DETAILED ACTION

This is in response to applicant's communication filed on 01 July 2011, wherein: claims 1 – 8 and 10 - 21 are currently pending. Claims 1, 7, 8, 12 and 13 have been amended. Claims 18 - 21 have been added. Claim 9 has been cancelled.

Claim Rejections - 35 USC § 103

1. The following is a quotation of 35 U.S.C. 103(a) which forms the basis for all obviousness rejections set forth in this Office action:

> (a) A patent may not be obtained though the invention is not identically disclosed or described as set forth in section 102 of this title, if the differences between the subject matter sought to be patented and the prior art are such that the subject matter as a whole would have been obvious at the time the invention was made to a person having ordinary skill in the art to which said subject matter pertains. Patentability shall not be negatived by the manner in which the invention was made.

The factual inquiries set forth in **Graham v. John Deere Co., 383 U.S. 1, 148 USPQ 459 (1966)**, that are applied for establishing a background for determining obviousness under 35 U.S.C. 103(a) are summarized as follows: ***(See MPEP Ch. 2141)***

a. Determining the scope and contents of the prior art;
b. Ascertaining the differences between the prior art and the claims in issue;
c. Resolving the level of ordinary skill in the pertinent art; and
d. Evaluating evidence of secondary considerations for indicating obviousness or nonobviousness.

2. Claims 1 - 8, 10 - 21 are rejected under 35 U.S.C. 103(a) as being unpatentable over Nishiyama "5,436,954" in view of Aarras "US 2006/0264243".

Re-Claim 1, **Nishiyama teaches** a portable computer comprising:

a base (fig. 1; item 4 (operation section));

a display component (item 2) rotatably coupled to the base (item 4) such that the display component (item 2) and the base (item 4) are rotatable with respect to one another about a single longitudinal axis (item 3) running along an interface between the display component (item 2) and the base (item 4) to transition between a laptop mode (figs. 1 & 2), the display component (item 2) including a display screen (item 7); and

a scroll wheel (scroll wheel is equivalent to selector fig. 1, item 8) disposed at least partially within the base and rotatable about the longitudinal axis (item 3 and col. 3; lines 37 – 42), the scroll wheel (item 8) configured to permit a user to control at least one of operating parameters of the portable computer and content displayed on the display screen (item 7). (col. 4; lines 21 – 26)

Nishiyama fails to teach an easel mode. However Aarras teaches an easel mode (see figs. 8, 19)

It would have been obvious to one of ordinary skill in the art at the time of the invention to incorporate teachings of Nishiyama into Aarras to allow the user easily select or view information.

Re-claim 2, **Nishiyama teaches** where the scroll wheel (fig. 1; item 8) is configured to permit the user to adjust a volume of sound produced by the portable computer. (col. 4; lines 27 – 29)

Re-Claim 3, **Nishiyama teaches** a first navigation button (fig. 1; item 9) disposed on one of the base (item 4) and the display component (item 2) and configured to permit the user to manipulate selected content displayed on the screen (item 7). (col. 5; lines 23 – 28)

Re-Claim 4, **the combination of Nishiyama and Aarras as a whole further teach** wherein the screen is configured to display at least one of a plurality of modes of content; and wherein the navigation button is configured to permit the user to select for display one of the plurality of modes of content. (Nishiyama, col. 4; lines 42 – 68) and (Aarras, par. [0056])

Re-Claim 5, **the combination of Nishiyama and Aarras as a whole further teach** a second navigation button (fig. 1; item 11); wherein the first navigation button (item 9) is disposed on a major surface of the base (item 4); and wherein the second navigation button (item 11) is disposed on a minor surface of the base. (see fig. 1) Aarras teaches navigation key (fig. 29; item 78)

Re-Claim 6, **Nishiyama teaches** wherein the scroll wheel (fig. 3; item 8) is configured to permit the user to select a mode of content for display by the portable computer. (col. 5; lines 34 – 39)

Re-Claim 7, **Nishiyama teaches** a portable computer configurable between a plurality of display modes including a laptop mode (figs. 1 & 2), the portable computer comprising:

a base (fig. 1; item 4 (operation selection));

a display component (item 2) rotatably coupled to the base (item 4) and including a screen (item 7) which displays content;

a hinge (item 3) assembly disposed at least partially within the base (item 4) and the display component (item 2) that defines a single axis of rotation about which both the base and the display component are rotatable to transition the portable computer between the laptop mode (figs. 1 & 2); (col. 4; lines 12 – 23)

a scroll wheel (fig. 1; item 8) accessible in each of the plurality of display modes and configured to permit a user to manipulate at least one of operating parameters of the portable computer and the content displayed on the screen. (col. 4; lines 21 – 26)

Nishiyama fails to teach an easel mode however Aarras teaches an easel mode (see fig. 8)

It would have been obvious to one of ordinary skill in the art at the time of the invention to incorporate teachings of Nishiyama into Aarras to allow the user easily select or view information.

Re-Claim 8, **Nishiyama teaches** wherein the scroll wheel (fig. 3; item 8) is disposed at least partially about the single axis of rotation (item 3) of the display component (item 2) relative to the base (item 4).

Re-Claim 10, **the combination of Nishiyama and Aarras as a whole further teach** first navigation button (item 9) user-accessible in each of the laptop mode (figs. 1 & 2) and the easel mode (Aarras, fig. 8), and configured to permit the user to manipulate selected content displayed on the screen. (fig. 9 and col. 5; lines 23 – 68 to col. 6; lines 1 – 4)

Re-Claim 11, is rejected as applied to claim 4 above because the scope and contents of the recited limitations are substantially the same.

Re-Claim 12, **the combination of Nishiyama and Aarras as a whole further teach** a second navigation button (Nishiyama, item 11) that is not user-accessible when the portable computer is in the easel mode (Aarras, fig. 8).

Re-Claim 13, is rejected as applied to claims 1 and 7 above because the scope and contents of the recited limitations are substantially the same.

Re-Claim 14, **Nishiyama teaches** wherein the scroll wheel (fig. 3; item 8) is configured to permit a user to manipulate the content displayed on the screen. (col. 4; lines 55 - 61)

Re-Claim 15, is rejected as applied to claim 2 above because the scope and contents of the recited limitations are substantially the same.

Re-Claim 16, **Nishiyama teaches** wherein the scroll wheel (item 8) is disposed at least partially within the hinge (item 3) assembly. (see fig. 1)

Re-Claim 17, is rejected as applied to claim 3 above because the scope and contents of the recited limitations are substantially the same.

Re-Claim 18, **the combination of Nishiyama and Aarras as a whole further teach** wherein rotating either the display component (fig. 1; item 2) or the base (item 2) about the single longitudinal axis (item 3) up to approximately 180 degrees (fig. 8) from a closed mode in which the display screen is disposed substantially against the base configures the portable computer into the laptop mode (figs. 1 & 2); and

Wherein rotating either the display component or the base about the single longitudinal axis beyond approximately 180 degrees (fig. 8) from the closed mode configures the portable computer into the easel mode (Aarras, fig. 8).

Re-Claim 19, **the combination of Nishiyama and Aarras as a whole further teach** wherein an operating display mode is selected from the plurality of display modes based on a physical orientation of the portable computer. (Aarras, figs. 7 - 19)

Re-Claim 20, **Nishiyama teaches** wherein an operating display mode is selected from the plurality of display modes in response to operation of the scroll wheel (item 8). (col. 5; lines 34 – 39)

Re-Claim 21, **Nishiyama teaches** wherein the scroll wheel (item 8) provides a default action which effects manipulation of the at least one of the operating parameters of the portable computer, wherein the default actions is defined responsive to a display mode of the portable computer. (col. 4; lines 42 – 61)

Response to Arguments

3. Applicant's arguments filed on June 01, 2011 with respect to claims 1 – 8 and 10 - 21 have been fully considered but they are not persuasive.

With respect to claims 1, 7 and 13, applicant alleges that Nishiyama fails to teach or suggest that "a display component rotatably coupled to the base such that the display component and the base are rotatable with respect to one another about a single longitudinal axis running along an interface between the display component and the base to transition between a laptop mode and an easel mode, the display component including a display screen; and

a scroll wheel disposed at least partially within the base and rotatable about the longitudinal axis, the scroll wheel configured to permit a user to control at least one of operating parameters of the portable computer and content displayed on the display screen".

The examiner respectfully disagrees with applicant's argument; because Nishiyama teaches a display component (item 2) rotatably coupled to the base (item 4) such that the display component (item 2) and the base (item 4) are rotatable with respect to one another about a single longitudinal axis (item 3) running along an interface between the display component (item 2) and the base (item 4) to transition between a laptop mode (figs. 1 & 2), the display component (item 2) including a display screen (item 7); and

a scroll wheel (fig. 1, item 8) disposed at least partially within the base and rotatable about the longitudinal axis (item 3 and col. 3; lines 37 – 42), the scroll

wheel (item 8) configured to permit a user to control at least one of operating parameters of the portable computer and content displayed on the display screen (item 7). (col. 4; lines 21 – 26)

Aarras teaches an easel mode (fig. 8).

Conclusion

4. **THIS ACTION IS MADE FINAL.** Applicant is reminded of the extension of time policy as set forth in 37 CFR 1.136(a).

A shortened statutory period for reply to this final action is set to expire THREE MONTHS from the mailing date of this action. In the event a first reply is filed within TWO MONTHS of the mailing date of this final action and the advisory action is not mailed until after the end of the THREE-MONTH shortened statutory period, then the shortened statutory period will expire on the date the advisory action is mailed, and any extension fee pursuant to 37 CFR 1.136(a) will be calculated from the mailing date of the advisory action. In no event, however, will the statutory period for reply expire later than SIX MONTHS from the mailing date of this final action.

Contact Information

5. Any inquiry concerning this communication or earlier communications from the examiner should be directed to Sosina Abebe whose telephone number is (571) 270-7929. The examiner can normally be reached on Mon-Thurs from 9:00-5:00 If attempts to reach the examiner by telephone are unsuccessful, the

examiner's Supervisor, LunYi Lao can be reached on (571) 272-7671. The fax phone number for the organization where this application or proceeding is assigned is 703-872-9306. Information regarding the status of an application may be obtained from the Patent Application Information Retrieval (PAIR) system. Status information for published applications may be obtained from either Private PAIR or Public PAIR. Status information for unpublished applications is available through Private PAIR only. For more information about the PAIR system, see http://pair-direct.uspto.gov. Should you have questions on access to the Private PAIR system, contact the Electronic Business Center (EBC) at 866-217-9197 (toll-free).

/S. A./

Examiner, Art Unit 2629

/LUN-YI LAO/

Supervisory Patent Examiner, Art Unit 2629

Notice of References Cited	Application/Control No. 12/170,951	Applicant(s)/Patent Under Reexamination BEHAR ET AL.	
	Examiner SOSINA ABEBE	Art Unit 2629	Page 1 of 1

U.S. PATENT DOCUMENTS

*		Document Number Country Code-Number-Kind Code	Date MM-YYYY	Name	Classification
*	A	US-5,436,954	07-1995	Nishiyama et al.	455/566
*	B	US-2006/0264243	11-2006	Aarras, Mikko	455/566
*	C	US-7,035,665	04-2006	Kido et al.	455/566
*	D	US-2006/0238439	10-2006	Fuller et al.	345/001.1
*	E	US-2003/0107603	06-2003	Clapper, Edward O.	345/784
*	F	US-7,869,834	01-2011	Seol et al.	455/567
*	G	US-6,437,974	08-2002	Liu, Fusheng	361/679.27
*	H	US-5,796,575	08-1998	Podwalny et al.	361/679.27
*	I	US-2005/0083642	04-2005	Senpuku et al.	361/681
	J	US-			
	K	US-			
	L	US-			
	M	US-			

FOREIGN PATENT DOCUMENTS

*		Document Number Country Code-Number-Kind Code	Date MM-YYYY	Country	Name	Classification
	N					
	O					
	P					
	Q					
	R					
	S					
	T					

NON-PATENT DOCUMENTS

*		Include as applicable: Author, Title Date, Publisher, Edition or Volume, Pertinent Pages)
	U	
	V	
	W	
	X	

*A copy of this reference is not being furnished with this Office action. (See MPEP § 707.05(a).)
Dates in MM-YYYY format are publication dates. Classifications may be US or foreign.

Search Notes	Application/Control No.	Applicant(s)/Patent Under Reexamination
	12170951	BEHAR ET AL.
	Examiner	Art Unit
	SOSINA ABEBE	2629

SEARCHED			
Class	Subclass	Date	Examiner
345	169,184	03/24/11	SA
	updated the above searches	10/13/11	SA

SEARCH NOTES		
Search Notes	Date	Examiner
Inventor name search	03/24/11	SA
East Search	03/24/11	SA
Consulted with SPE LunYi Lao	10/13/11	SA
Updated East Search	10/13/11	SA

INTERFERENCE SEARCH			
Class	Subclass	Date	Examiner

/S. A./ Examiner.Art Unit 2629	

Index of Claims	Application/Control No.	Applicant(s)/Patent Under Reexamination
	12170951	BEHAR ET AL.
	Examiner	Art Unit
	SOSINA ABEBE	2629

✓	Rejected	-	Cancelled	N	Non-Elected	A	Appeal
=	Allowed	÷	Restricted	I	Interference	O	Objected

☐ Claims renumbered in the same order as presented by applicant ☐ CPA ☐ T.D. ☐ R.1.47

CLAIM		DATE								
Final	Original	03/24/2011	10/13/2011							
	1	✓	✓							
	2	✓	✓							
	3	✓	✓							
	4	✓	✓							
	5	✓	✓							
	6	✓	✓							
	7	✓	✓							
	8	✓	✓							
	9	✓	-							
	10	✓	✓							
	11	✓	✓							
	12	✓	✓							
	13	✓	✓							
	14	✓	✓							
	15	✓	✓							
	16	✓	✓							
	17	✓	✓							
	18		✓							
	19		✓							
	20		✓							
	21		✓							

PTO/SB/08a (01-10)
Approved for use through 07/31/2012. OMB 0651-0031
U.S. Patent and Trademark Office; U.S. DEPARTMENT OF COMMERCE
Under the Paperwork Reduction Act of 1995, no persons are required to respond to a collection of information unless it contains a valid OMB control number.

INFORMATION DISCLOSURE STATEMENT BY APPLICANT

(Not for submission under 37 CFR 1.99)

Application Number	12170951
Filing Date	2008-07-10
First Named Inventor	Yves Behar
Art Unit	2629
Examiner Name	S. Abebe
Attorney Docket Number	L2039-700111

U.S.PATENTS Remove

Examiner Initial*	Cite No	Patent Number	Kind Code[1]	Issue Date	Name of Patentee or Applicant of cited Document	Pages,Columns,Lines where Relevant Passages or Relevant Figures Appear
	1	5926364		1999-07-20	Karidis	
	2	6144358		2000-11-07	Narayanaswamy et al.	
	3	6341061		2002-01-22	Eisbach et al.	
	4	6437974		2002-08-20	Liu	
	5	6492974		2002-12-10	Nobuchi et al.	
	6	6882335		2005-04-19	Saarinen	
	7	6295038		2001-09-25	Rebeske	
	8	7698407		2010-04-13	Mattox, Jr. et al.	

If you wish to add additional U.S. Patent citation information please click the Add button. Add

ALL REFERENCES CONSIDERED EXCEPT WHERE LINED THROUGH. /S.A./

Receipt date: 09/28/2011

INFORMATION DISCLOSURE STATEMENT BY APPLICANT

(Not for submission under 37 CFR 1.99)

Application Number	12170951 12170951 - GAU: 2629
Filing Date	2008-07-10
First Named Inventor	Yves Behar
Art Unit	2629
Examiner Name	S. Abebe
Attorney Docket Number	L2039-700111

U.S.PATENT APPLICATION PUBLICATIONS Remove

Examiner Initial*	Cite No	Publication Number	Kind Code[1]	Publication Date	Name of Patentee or Applicant of cited Document	Pages,Columns,Lines where Relevant Passages or Relevant Figures Appear
	1	20050221865		2005-10-06	Nishiyama et al.	
	2	20080024465		2008-01-31	Hawkins et al.	

If you wish to add additional U.S. Published Application citation information please click the Add button. Add

FOREIGN PATENT DOCUMENTS Remove

Examiner Initial*	Cite No	Foreign Document Number[3]	Country Code[2] i	Kind Code[4]	Publication Date	Name of Patentee or Applicant of cited Document	Pages,Columns,Lines where Relevant Passages or Relevant Figures Appear	T[5]
	1							☐

If you wish to add additional Foreign Patent Document citation information please click the Add button Add

NON-PATENT LITERATURE DOCUMENTS Remove

Examiner Initials*	Cite No	Include name of the author (in CAPITAL LETTERS), title of the article (when appropriate), title of the item (book, magazine, journal, serial, symposium, catalog, etc), date, pages(s), volume-issue number(s), publisher, city and/or country where published.	T[5]
	1	Miller, M., "Creating a Digital Home Entertainment System with Windows Media Center" , Apr 2006, Que.	☐

If you wish to add additional non-patent literature document citation information please click the Add button Add

EXAMINER SIGNATURE

Examiner Signature	/S.A./	Date Considered	10/13/2011

*EXAMINER: Initial if reference considered, whether or not citation is in conformance with MPEP 609. Draw line through a citation if not in conformance and not considered. Include copy of this form with next communication to applicant.

ALL REFERENCES CONSIDERED EXCEPT WHERE LINED THROUGH. /S.A./

Receipt date: 09/28/2011	Application Number	12170951 12170951 - GAU: 2629
INFORMATION DISCLOSURE STATEMENT BY APPLICANT (**Not for submission under 37 CFR 1.99)**	Filing Date	2008-07-10
	First Named Inventor	Yves Behar
	Art Unit	2629
	Examiner Name	S. Abebe
	Attorney Docket Number	L2039-700111

[1] See Kind Codes of USPTO Patent Documents at www.USPTO.GOV or MPEP 901.04. [2] Enter office that issued the document, by the two-letter code (WIPO Standard ST.3). [3] For Japanese patent documents, the indication of the year of the reign of the Emperor must precede the serial number of the patent document. [4] Kind of document by the appropriate symbols as indicated on the document under WIPO Standard ST.16 if possible. [5] Applicant is to place a check mark here if English language translation is attached.

ALL REFERENCES CONSIDERED EXCEPT WHERE LINED THROUGH. /S.A./

Receipt date: 09/28/2011	Application Number	12170951	12170951 - GAU: 2629
INFORMATION DISCLOSURE STATEMENT BY APPLICANT (**Not for submission under 37 CFR 1.99**)	Filing Date	2008-07-10	
	First Named Inventor	Yves Behar	
	Art Unit	2629	
	Examiner Name	S. Abebe	
	Attorney Docket Number	L2039-700111	

CERTIFICATION STATEMENT

Please see 37 CFR 1.97 and 1.98 to make the appropriate selection(s):

☐ That each item of information contained in the information disclosure statement was first cited in any communication from a foreign patent office in a counterpart foreign application not more than three months prior to the filing of the information disclosure statement. See 37 CFR 1.97(e)(1).

OR

☐ That no item of information contained in the information disclosure statement was cited in a communication from a foreign patent office in a counterpart foreign application, and, to the knowledge of the person signing the certification after making reasonable inquiry, no item of information contained in the information disclosure statement was known to any individual designated in 37 CFR 1.56(c) more than three months prior to the filing of the information disclosure statement. See 37 CFR 1.97(e)(2).

☐ See attached certification statement.

☒ The fee set forth in 37 CFR 1.17 (p) has been submitted herewith.

☒ A certification statement is not submitted herewith.

SIGNATURE

A signature of the applicant or representative is required in accordance with CFR 1.33, 10.18. Please see CFR 1.4(d) for the form of the signature.

Signature	/Matthew H. Grady/	Date (YYYY-MM-DD)	2011-09-28
Name/Print	Matthew H. Grady	Registration Number	52957

This collection of information is required by 37 CFR 1.97 and 1.98. The information is required to obtain or retain a benefit by the public which is to file (and by the USPTO to process) an application. Confidentiality is governed by 35 U.S.C. 122 and 37 CFR 1.14. This collection is estimated to take 1 hour to complete, including gathering, preparing and submitting the completed application form to the USPTO. Time will vary depending upon the individual case. Any comments on the amount of time you require to complete this form and/or suggestions for reducing this burden, should be sent to the Chief Information Officer, U.S. Patent and Trademark Office, U.S. Department of Commerce, P.O. Box 1450, Alexandria, VA 22313-1450. DO NOT SEND FEES OR COMPLETED FORMS TO THIS ADDRESS. **SEND TO: Commissioner for Patents, P.O. Box 1450, Alexandria, VA 22313-1450.**

ALL REFERENCES CONSIDERED EXCEPT WHERE LINED THROUGH. /S.A./

Privacy Act Statement

The Privacy Act of 1974 (P.L. 93-579) requires that you be given certain information in connection with your submission of the attached form related to a patent application or patent. Accordingly, pursuant to the requirements of the Act, please be advised that: (1) the general authority for the collection of this information is 35 U.S.C. 2(b)(2); (2) furnishing of the information solicited is voluntary; and (3) the principal purpose for which the information is used by the U.S. Patent and Trademark Office is to process and/or examine your submission related to a patent application or patent. If you do not furnish the requested information, the U.S. Patent and Trademark Office may not be able to process and/or examine your submission, which may result in termination of proceedings or abandonment of the application or expiration of the patent.

The information provided by you in this form will be subject to the following routine uses:

1. The information on this form will be treated confidentially to the extent allowed under the Freedom of Information Act (5 U.S.C. 552) and the Privacy Act (5 U.S.C. 552a). Records from this system of records may be disclosed to the Department of Justice to determine whether the Freedom of Information Act requires disclosure of these record s.

2. A record from this system of records may be disclosed, as a routine use, in the course of presenting evidence to a court, magistrate, or administrative tribunal, including disclosures to opposing counsel in the course of settlement negotiations.

3. A record in this system of records may be disclosed, as a routine use, to a Member of Congress submitting a request involving an individual, to whom the record pertains, when the individual has requested assistance from the Member with respect to the subject matter of the record.

4. A record in this system of records may be disclosed, as a routine use, to a contractor of the Agency having need for the information in order to perform a contract. Recipients of information shall be required to comply with the requirements of the Privacy Act of 1974, as amended, pursuant to 5 U.S.C. 552a(m).

5. A record related to an International Application filed under the Patent Cooperation Treaty in this system of records may be disclosed, as a routine use, to the International Bureau of the World Intellectual Property Organization, pursuant to the Patent Cooperation Treaty.

6. A record in this system of records may be disclosed, as a routine use, to another federal agency for purposes of National Security review (35 U.S.C. 181) and for review pursuant to the Atomic Energy Act (42 U.S.C. 218(c)).

7. A record from this system of records may be disclosed, as a routine use, to the Administrator, General Services, or his/her designee, during an inspection of records conducted by GSA as part of that agency's responsibility to recommend improvements in records management practices and programs, under authority of 44 U.S.C. 2904 and 2906. Such disclosure shall be made in accordance with the GSA regulations governing inspection of records for this purpose, and any other relevant (i.e., GSA or Commerce) directive. Such disclosure shall not be used to make determinations about individuals.

8. A record from this system of records may be disclosed, as a routine use, to the public after either publication of the application pursuant to 35 U.S.C. 122(b) or issuance of a patent pursuant to 35 U.S.C. 151. Further, a record may be disclosed, subject to the limitations of 37 CFR 1.14, as a routine use, to the public if the record was filed in an application which became abandoned or in which the proceedings were terminated and which application is referenced by either a published application, an application open to public inspections or an issued patent.

9. A record from this system of records may be disclosed, as a routine use, to a Federal, State, or local law enforcement agency, if the USPTO becomes aware of a violation or potential violation of law or regulation.

ALL REFERENCES CONSIDERED EXCEPT WHERE LINED THROUGH. /S.A./

EAST Search History

EAST Search History (Prior Art)

Ref #	Hits	Search Query	DBs	Default Operator	Plurals	Time Stamp
L1	2	"20060264243"	US-PGPUB; USPAT	OR	ON	2011/10/18 09:30
S4	76	Behar near Yves.inv.	US-PGPUB; USPAT	OR	ON	2011/03/22 16:12
S5	34	Morenstein near Joshua.inv.	US-PGPUB; USPAT	OR	ON	2011/03/22 16:12
S6	19	Hibmacronan near Christopher.inv.	US-PGPUB; USPAT	OR	ON	2011/03/22 16:13
S7	14	Edahiro near Naoya.inv.	US-PGPUB; USPAT	OR	ON	2011/03/22 16:13
S8	17	Day near Matthew.inv.	US-PGPUB; USPAT	OR	ON	2011/03/22 16:13
S9	9	S4 and S5 and S6 and S7 and S8	US-PGPUB; USPAT	OR	ON	2011/03/22 16:14
S10	83	("20020005818" | "20020021258" | "20030048595" | "20030109232" | "20040203535" | "20040228076" | "20050018396" | "20050041378" | "20050063145" | "20050128695" | "20050146845" | "20050210399" | "20050210399" | "20050257400" | "20050282596" | "20060126284" | "20060264243" | "20060268500" | "20070138806" | "20070182663" | "20080042987" | "20080062625" | "20080284738" | "20090244832" | "20090275366" | "20090300511" | "20090303676" | "20090322790" | "20100174993" | "3468576" | "4939514" | "5200913" | "5268817" | "5515345" | "5547698" | "5712760" | "5790371" | "5793355" | "5796575" | "5825352" | "5841631" | "5900848" | "5949643" | "5987704" | "5987704" | "6005767" | "6005767" | "6067224" | "6222507" | "6223393" | "6262885" | "6266236" | "6266236" | "6275376" | "6275376" | "6295038" | "6302612" | "6323846" | "6327482" | "6343006" | "6343006" | "6377444" | "6464195" | "6510049" | "6628267" | "6628267" | "6642909" | "6659516" | "6659516" | "6661426" | "6661426" | "6665175" | "6697055" | "6771494" | "6771494" | "6788527" | "6819304" | "6829140" | "6829140" | "6859219" | "6944012" | "6963485" | "7061472" | "7061472" | "7072179" | "7138962" | "7239508" | "7250207" | "7428142" | "7522946" | "D333636" | "D391927" | "D392944" | "D395868" |	USPAT	OR	ON	2011/03/22 19:16

		"D399526" | "D416003" | "D452238" | "D462069" | "D463797" | "D476326" | "D479708" | "D491177" | "D491936" | "D494162" | "D495674" | "D495694" | "D504128" | "D512997" | "D513509" | "D516552" | "D517541" | "D518042" | "D523429" | "D528541" | "D528993" | "D534531" | "D535292" | "D544846" | "D581371" | "D593085" | "D593086" | "D593091" | "D605635").PN.				
S11	5	"12170951"	US-PGPUB; USPAT	OR	ON	2011/03/22 19:17
S13	11	345/169.ccls. and (rotat$4 near scroll near wheel)	US-PGPUB; USPAT	OR	ON	2011/03/22 19:28
S16	3	(rotat$4 near display) same (scroll near wheel) with base	US-PGPUB; USPAT	OR	ON	2011/03/22 19:31
S19	15	(rotat$4 near display) and (scroll and wheel) same base	US-PGPUB; USPAT	OR	ON	2011/03/22 19:34
S21	76	Behar near Yves.inv.	US-PGPUB; USPAT	OR	ON	2011/03/22 19:40
S22	2	"20060264243"	US-PGPUB; USPAT	OR	ON	2011/03/22 19:43
S23	1	"6295038".pn.	US-PGPUB; USPAT	OR	ON	2011/03/22 19:57
S25	1	345/184.ccls. and (scroll near wheel) and (navigat$3 near button)	US-PGPUB; USPAT	OR	ON	2011/03/24 11:34
S30	1	"4481382".pn.	USPAT	OR	ON	2011/03/24 12:45
S34	7	(laptop) with (scroll near wheel) and (navigat$3 near button)	US-PGPUB; USPAT	OR	ON	2011/03/24 16:43
S35	1	"6184867".pn.	US-PGPUB; USPAT	OR	ON	2011/03/24 16:45
S39	11	345/184.ccls. and (navigat$3 near button)	US-PGPUB; USPAT	OR	ON	2011/03/25 15:38
S41	1	"455"/$.ccls. and (second near navigat$3 near button)	US-PGPUB; USPAT	OR	ON	2011/03/25 16:01
S48	1	"11606556"	US-PGPUB; USPAT	OR	ON	2011/03/25 17:32
S51	5	(PDA or laptop or cellular) with (two near navigat$3 near button)	US-PGPUB; USPAT	OR	ON	2011/03/25 18:40
S53	1	"20050246327"	US-PGPUB; USPAT	OR	ON	2011/03/25 20:11
S54	1	"7467356".pn.	US-PGPUB; USPAT	OR	ON	2011/03/26 19:50
S55	2	"20040001049"	US-PGPUB; USPAT	OR	ON	2011/10/11 12:57
S56	1	"20020010707"	US-PGPUB; USPAT	OR	ON	2011/10/11 12:57
S58	12	("20040001049" | "20020010707" | "5926364" | "6144358" | "6341061" | "6437974" | "6492974" | "6882335" | "6295038" | "7698407" | "20050221865" | "20080024465").pn.	US-PGPUB; USPAT	OR	ON	2011/10/11 13:08
S59	1	"6040822".pn.	US-PGPUB; USPAT	OR	ON	2011/10/11 14:59
S60	2	"20010016508"	US-PGPUB;	OR	ON	2011/10/11

			USPAT			15:00
S73	9	(laptop) same (frame near mode) or (stand near mode) same (longtudinal near axis)	US-PGPUB; USPAT	OR	ON	2011/10/11 15:50
S75	86	Behar near Yves.inv.	US-PGPUB; USPAT	OR	ON	2011/10/11 15:56
S78	1	"7061472".pn.	US-PGPUB; USPAT	OR	ON	2011/10/11 16:10
S80	1	"6341061".pn.	US-PGPUB; USPAT; USOCR	OR	OFF	2011/10/11 16:20
S81	1	"6304431".pn.	US-PGPUB; USPAT; USOCR	OR	OFF	2011/10/11 16:22
S82	1	"6295038".pn.	US-PGPUB; USPAT; USOCR	OR	OFF	2011/10/11 16:23
S83	1	"6297752".pn.	US-PGPUB; USPAT; USOCR	OR	OFF	2011/10/11 16:24
S84	1	"5966284".pn.	US-PGPUB; USPAT; USOCR	OR	OFF	2011/10/11 16:25
S86	1	"5926364".pn.	US-PGPUB; USPAT	OR	ON	2011/10/11 16:42
S87	1	"6144358".pn.	US-PGPUB; USPAT	OR	ON	2011/10/11 16:42
S88	1	"6341061".pn.	US-PGPUB; USPAT	OR	ON	2011/10/11 16:43
S89	1	"6437974".pn.	US-PGPUB; USPAT	OR	ON	2011/10/11 16:43
S91	1	"6492974".pn.	US-PGPUB; USPAT	OR	ON	2011/10/11 16:50
S92	1	"6882335".pn.	US-PGPUB; USPAT	OR	ON	2011/10/11 16:50
S94	106	(laptop) same (rotat$3 near axis)	US-PGPUB; USPAT	OR	ON	2011/10/11 16:54
S96	18	(laptop) same (rotat$3 near axis) same (frame)	US-PGPUB; USPAT	OR	ON	2011/10/11 16:55
S97	319	(laptop or mobile) same (rotat$3 near axis) same (frame)	US-PGPUB; USPAT	OR	ON	2011/10/11 16:58
S99	26	(laptop) same (longitudinal near axis) same (rotat$3)	US-PGPUB; USPAT	OR	ON	2011/10/11 17:04
S101	14	345/169.ccls. and (longitudinal near axis) same (rotat$3)	US-PGPUB; USPAT	OR	ON	2011/10/11 17:07
S103	1	"6040822".pn.	US-PGPUB; USPAT	OR	ON	2011/10/11 17:14
S104	2	"20040001049"	US-PGPUB; USPAT	OR	ON	2011/10/11 17:18
S106	4	"10185154"	US-PGPUB; USPAT	OR	ON	2011/10/12 13:52
S112	2	"20040001049"	US-PGPUB; USPAT	OR	ON	2011/10/12 16:11
S113	1	"20050221865"	US-PGPUB; USPAT	OR	ON	2011/10/12 16:21

S115	1	"7061472".pn.	US-PGPUB; USPAT	OR	ON	2011/10/12 16:23
S131	18	"455"/$.ccls. and (scroll near wheel) and (navigat$3 near button)	US-PGPUB; USPAT	OR	ON	2011/10/12 17:51
S132	2	345/169.ccls. and (scroll near wheel) and (navigat$3 near button)	US-PGPUB; USPAT	OR	ON	2011/10/12 17:53
S133	23	(laptop or cellular or mobile) with (scroll near wheel) and (navigat$3 near button)	US-PGPUB; USPAT	OR	ON	2011/10/12 17:55
S134	7	(laptop) with (scroll near wheel) and (navigat$3 near button)	US-PGPUB; USPAT	OR	ON	2011/10/12 17:55
S135	1	"20010016508".pn.	US-PGPUB; USPAT	OR	ON	2011/10/12 18:03
S136	69	(laptop) with (scroll near wheel)	US-PGPUB; USPAT	OR	ON	2011/10/12 18:04
S142	305	(laptop or cellular) same (scroll near wheel)	US-PGPUB; USPAT; USOCR	OR	OFF	2011/10/13 10:07
S143	117	(laptop) same (scroll near wheel)	US-PGPUB; USPAT; USOCR	OR	OFF	2011/10/13 10:07
S146	77	S143 and @ad<="20080710"	US-PGPUB; USPAT; USOCR	OR	OFF	2011/10/13 10:08
S147	1	"20060284787"	US-PGPUB; USPAT; USOCR	OR	OFF	2011/10/13 10:16
S148	1	"7330923".pn.	US-PGPUB; USPAT; USOCR	OR	OFF	2011/10/13 10:17
S151	1	"20050221865"	US-PGPUB; USPAT	OR	ON	2011/10/13 14:48
S152	2	"20010016508"	US-PGPUB; USPAT	OR	ON	2011/10/13 14:51
S154	86	Behar near Yves.inv.	US-PGPUB; USPAT	OR	ON	2011/10/13 15:08
S157	1	"6266236".pn.	US-PGPUB; USPAT; USOCR	OR	OFF	2011/10/13 15:17
S158	2	"20040001049"	US-PGPUB; USPAT; USOCR	OR	OFF	2011/10/13 15:31
S159	40	Morenstein near Joshua.inv.	US-PGPUB; USPAT	OR	ON	2011/10/13 15:34
S160	21	Hibmacronan near Christopher.inv.	US-PGPUB; USPAT	OR	ON	2011/10/13 15:34
S161	16	Edahiro near Naoya.inv.	US-PGPUB; USPAT	OR	ON	2011/10/13 15:34
S162	18	Day near Matthew.inv.	US-PGPUB; USPAT	OR	ON	2011/10/13 15:34
S169	54	345/169.ccls. and (navigat$3 near button)	US-PGPUB; USPAT	OR	ON	2011/10/14 12:36
S170	51	S169 and @ad<="20080710"	US-PGPUB; USPAT; USOCR	OR	OFF	2011/10/14 12:36
S171	8	(laptop) with (navigat$3 near button)	US-PGPUB;	OR	ON	2011/10/14

			USPAT			12:40
S196	1	"20060264243"	USPAT	OR	OFF	2011/10/14 15:29
S197	69	(laptop) with (scroll near wheel)	US-PGPUB; USPAT	OR	ON	2011/10/14 16:08
S198	50	S197 and @ad<="20080710"	US-PGPUB; USPAT; USOCR	OR	OFF	2011/10/14 16:08
S200	153	(laptop) same (scroll near wheel)	US-PGPUB; USPAT	OR	ON	2011/10/14 16:25
S201	95	S200 and @ad<="20080710"	US-PGPUB; USPAT; USOCR	OR	OFF	2011/10/14 16:25
S222	1	"5374787".pn.	US-PGPUB; USPAT; USOCR	OR	OFF	2011/10/15 13:33
S225	1	"5767842".pn.	US-PGPUB; USPAT; USOCR	OR	OFF	2011/10/15 14:00
S238	305	(scroll near wheel) same (laptop or cellular)	US-PGPUB; USPAT	OR	OFF	2011/10/17 10:13
S240	117	(scroll near wheel) same (laptop)	US-PGPUB; USPAT	OR	OFF	2011/10/17 10:13
S250	2	"5436954".pn.	US-PGPUB; USPAT; FPRS; EPO; JPO; DERWENT; IBM_TDB	OR	OFF	2011/10/17 14:02
S252	1	"6295038".pn.	US-PGPUB; USPAT	OR	ON	2011/10/17 14:12

EAST Search History (Interference)

<This search history is empty>

10/18/2011 12:27:28 PM
C:\Users\sabebe\Documents\EAST\Workspaces\12170951.wsp

PTO/SB/08a (01-10)
Approved for use through 07/31/2012. OMB 0651-0031
U.S. Patent and Trademark Office; U.S. DEPARTMENT OF COMMERCE
Under the Paperwork Reduction Act of 1995, no persons are required to respond to a collection of information unless it contains a valid OMB control number.

INFORMATION DISCLOSURE STATEMENT BY APPLICANT

(Not for submission under 37 CFR 1.99)

Application Number	12170951
Filing Date	2008-07-10
First Named Inventor	Yves Behar
Art Unit	2629
Examiner Name	Abebe, Sosina
Attorney Docket Number	L2039-700111

U.S.PATENTS Remove

Examiner Initial*	Cite No	Patent Number	Kind Code[1]	Issue Date	Name of Patentee or Applicant of cited Document	Pages,Columns,Lines where Relevant Passages or Relevant Figures Appear
	1					

If you wish to add additional U.S. Patent citation information please click the Add button. Add

U.S.PATENT APPLICATION PUBLICATIONS Remove

Examiner Initial*	Cite No	Publication Number	Kind Code[1]	Publication Date	Name of Patentee or Applicant of cited Document	Pages,Columns,Lines where Relevant Passages or Relevant Figures Appear
	1	20040001049		2004-01-01	Oakley	
	2	20020010707		2002-01-24	CHANG et al.	

If you wish to add additional U.S. Published Application citation information please click the Add button. Add

FOREIGN PATENT DOCUMENTS Remove

Examiner Initial*	Cite No	Foreign Document Number[3]	Country Code[2] i	Kind Code[4]	Publication Date	Name of Patentee or Applicant of cited Document	Pages,Columns,Lines where Relevant Passages or Relevant Figures Appear	T[5]
	1							☐

If you wish to add additional Foreign Patent Document citation information please click the Add button Add

NON-PATENT LITERATURE DOCUMENTS Remove

ALL REFERENCES CONSIDERED EXCEPT WHERE LINED THROUGH. /S.A./

Receipt date: 07/01/2011	Application Number	12170951 12170951 - GAU: 2629
INFORMATION DISCLOSURE STATEMENT BY APPLICANT (**Not for submission under 37 CFR 1.99)**	Filing Date	2008-07-10
	First Named Inventor	Yves Behar
	Art Unit	2629
	Examiner Name	Abebe, Sosina
	Attorney Docket Number	L2039-700111

Examiner Initials*	Cite No	Include name of the author (in CAPITAL LETTERS), title of the article (when appropriate), title of the item (book, magazine, journal, serial, symposium, catalog, etc), date, pages(s), volume-issue number(s), publisher, city and/or country where published.	T[5]
	1		☐

If you wish to add additional non-patent literature document citation information please click the Add button **Add**

EXAMINER SIGNATURE

Examiner Signature	/S.A./	Date Considered	10/13/2011

*EXAMINER: Initial if reference considered, whether or not citation is in conformance with MPEP 609. Draw line through a citation if not in conformance and not considered. Include copy of this form with next communication to applicant.

[1] See Kind Codes of USPTO Patent Documents at www.USPTO.GOV or MPEP 901.04. [2] Enter office that issued the document, by the two-letter code (WIPO Standard ST.3). [3] For Japanese patent documents, the indication of the year of the reign of the Emperor must precede the serial number of the patent document. [4] Kind of document by the appropriate symbols as indicated on the document under WIPO Standard ST.16 if possible. [5] Applicant is to place a check mark here if English language translation is attached.

ALL REFERENCES CONSIDERED EXCEPT WHERE LINED THROUGH. /S.A./

To: gengelson@LALaw.com,docketing@LALaw.com,
From: PAIR_eOfficeAction@uspto.gov
Cc: PAIR_eOfficeAction@uspto.gov
Subject: Private PAIR Correspondence Notification for Customer Number 37462

Oct 28, 2011 05:27:07 AM

Dear PAIR Customer:

LANDO & ANASTASI, LLP
ONE MAIN STREET, SUITE 1100
CAMBRIDGE, MA 02142
UNITED STATES

The following USPTO patent application(s) associated with your Customer Number, 37462 , have new outgoing correspondence. This correspondence is now available for viewing in Private PAIR.

The official date of notification of the outgoing correspondence will be indicated on the form PTOL-90 accompanying the correspondence.

Disclaimer:
The list of documents shown below is provided as a courtesy and is not part of the official file wrapper. The content of the images shown in PAIR is the official record.

Application	Document	Mailroom Date	Attorney Docket No.
12170951	CTFR	10/28/2011	L2039-700111
	CTFR	10/28/2011	L2039-700111
	892	10/28/2011	L2039-700111
	1449	10/28/2011	L2039-700111
	1449	10/28/2011	L2039-700111

To view your correspondence online or update your email addresses, please visit us anytime at https://sportal.uspto.gov/secure/myportal/privatepair.

If you have any questions, please email the Electronic Business Center (EBC) at EBC@uspto.gov with 'e-Office Action' on the subject line or call 1-866-217-9197 during the following hours:

Monday - Friday 6:00 a.m. to 12:00 a.m.

Thank you for prompt attention to this notice,

UNITED STATES PATENT AND TRADEMARK OFFICE

PATENT APPLICATION INFORMATION RETRIEVAL SYSTEM

PTO/SB/08a (01-10)
Approved for use through 07/31/2012. OMB 0651-0031
U.S. Patent and Trademark Office; U.S. DEPARTMENT OF COMMERCE

Under the Paperwork Reduction Act of 1995, no persons are required to respond to a collection of information unless it contains a valid OMB control number.

INFORMATION DISCLOSURE STATEMENT BY APPLICANT

(Not for submission under 37 CFR 1.99)

Application Number	12170951
Filing Date	2008-07-10
First Named Inventor	Yves Behar
Art Unit	2629
Examiner Name	S. Abebe
Attorney Docket Number	L2039-700111

U.S.PATENTS Remove

Examiner Initial*	Cite No	Patent Number	Kind Code[1]	Issue Date	Name of Patentee or Applicant of cited Document	Pages,Columns,Lines where Relevant Passages or Relevant Figures Appear
	1	5926364		1999-07-20	Karidis	
	2	6144358		2000-11-07	Narayanaswamy et al.	
	3	6341061		2002-01-22	Eisbach et al.	
	4	6437974		2002-08-20	Liu	
	5	6492974		2002-12-10	Nobuchi et al.	
	6	6882335		2005-04-19	Saarinen	
	7	6295038		2001-09-25	Rebeske	
	8	7698407		2010-04-13	Mattox, Jr. et al.	

If you wish to add additional U.S. Patent citation information please click the Add button. Add

INFORMATION DISCLOSURE STATEMENT BY APPLICANT

(Not for submission under 37 CFR 1.99)

Application Number	12170951
Filing Date	2008-07-10
First Named Inventor	Yves Behar
Art Unit	2629
Examiner Name	S. Abebe
Attorney Docket Number	L2039-700111

U.S.PATENT APPLICATION PUBLICATIONS Remove

Examiner Initial*	Cite No	Publication Number	Kind Code[1]	Publication Date	Name of Patentee or Applicant of cited Document	Pages,Columns,Lines where Relevant Passages or Relevant Figures Appear
	1	20050221865		2005-10-06	Nishiyama et al.	
	2	20080024465		2008-01-31	Hawkins et al.	

If you wish to add additional U.S. Published Application citation information please click the Add button. Add

FOREIGN PATENT DOCUMENTS Remove

Examiner Initial*	Cite No	Foreign Document Number[3]	Country Code[2] i	Kind Code[4]	Publication Date	Name of Patentee or Applicant of cited Document	Pages,Columns,Lines where Relevant Passages or Relevant Figures Appear	T[5]
	1							☐

If you wish to add additional Foreign Patent Document citation information please click the Add button Add

NON-PATENT LITERATURE DOCUMENTS Remove

Examiner Initials*	Cite No	Include name of the author (in CAPITAL LETTERS), title of the article (when appropriate), title of the item (book, magazine, journal, serial, symposium, catalog, etc), date, pages(s), volume-issue number(s), publisher, city and/or country where published.	T[5]
	1	Miller, M., "Creating a Digital Home Entertainment System with Windows Media Center" , Apr 2006, Que.	☐

If you wish to add additional non-patent literature document citation information please click the Add button Add

EXAMINER SIGNATURE

Examiner Signature		Date Considered	

*EXAMINER: Initial if reference considered, whether or not citation is in conformance with MPEP 609. Draw line through a citation if not in conformance and not considered. Include copy of this form with next communication to applicant.

INFORMATION DISCLOSURE STATEMENT BY APPLICANT

(Not for submission under 37 CFR 1.99)

Application Number	12170951
Filing Date	2008-07-10
First Named Inventor	Yves Behar
Art Unit	2629
Examiner Name	S. Abebe
Attorney Docket Number	L2039-700111

[1] See Kind Codes of USPTO Patent Documents at www.USPTO.GOV or MPEP 901.04. [2] Enter office that issued the document, by the two-letter code (WIPO Standard ST.3). [3] For Japanese patent documents, the indication of the year of the reign of the Emperor must precede the serial number of the patent document. [4] Kind of document by the appropriate symbols as indicated on the document under WIPO Standard ST.16 if possible. [5] Applicant is to place a check mark here if English language translation is attached.

INFORMATION DISCLOSURE STATEMENT BY APPLICANT (Not for submission under 37 CFR 1.99)		
	Application Number	12170951
	Filing Date	2008-07-10
	First Named Inventor	Yves Behar
	Art Unit	2629
	Examiner Name	S. Abebe
	Attorney Docket Number	L2039-700111

CERTIFICATION STATEMENT

Please see 37 CFR 1.97 and 1.98 to make the appropriate selection(s):

☐ That each item of information contained in the information disclosure statement was first cited in any communication from a foreign patent office in a counterpart foreign application not more than three months prior to the filing of the information disclosure statement. See 37 CFR 1.97(e)(1).

OR

☐ That no item of information contained in the information disclosure statement was cited in a communication from a foreign patent office in a counterpart foreign application, and, to the knowledge of the person signing the certification after making reasonable inquiry, no item of information contained in the information disclosure statement was known to any individual designated in 37 CFR 1.56(c) more than three months prior to the filing of the information disclosure statement. See 37 CFR 1.97(e)(2).

☐ See attached certification statement.

☒ The fee set forth in 37 CFR 1.17 (p) has been submitted herewith.

☒ A certification statement is not submitted herewith.

SIGNATURE

A signature of the applicant or representative is required in accordance with CFR 1.33, 10.18. Please see CFR 1.4(d) for the form of the signature.

Signature	/Matthew H. Grady/	Date (YYYY-MM-DD)	2011-09-28
Name/Print	Matthew H. Grady	Registration Number	52957

This collection of information is required by 37 CFR 1.97 and 1.98. The information is required to obtain or retain a benefit by the public which is to file (and by the USPTO to process) an application. Confidentiality is governed by 35 U.S.C. 122 and 37 CFR 1.14. This collection is estimated to take 1 hour to complete, including gathering, preparing and submitting the completed application form to the USPTO. Time will vary depending upon the individual case. Any comments on the amount of time you require to complete this form and/or suggestions for reducing this burden, should be sent to the Chief Information Officer, U.S. Patent and Trademark Office, U.S. Department of Commerce, P.O. Box 1450, Alexandria, VA 22313-1450. DO NOT SEND FEES OR COMPLETED FORMS TO THIS ADDRESS. **SEND TO: Commissioner for Patents, P.O. Box 1450, Alexandria, VA 22313-1450.**

Privacy Act Statement

The Privacy Act of 1974 (P.L. 93-579) requires that you be given certain information in connection with your submission of the attached form related to a patent application or patent. Accordingly, pursuant to the requirements of the Act, please be advised that: (1) the general authority for the collection of this information is 35 U.S.C. 2(b)(2); (2) furnishing of the information solicited is voluntary; and (3) the principal purpose for which the information is used by the U.S. Patent and Trademark Office is to process and/or examine your submission related to a patent application or patent. If you do not furnish the requested information, the U.S. Patent and Trademark Office may not be able to process and/or examine your submission, which may result in termination of proceedings or abandonment of the application or expiration of the patent.

The information provided by you in this form will be subject to the following routine uses:

1. The information on this form will be treated confidentially to the extent allowed under the Freedom of Information Act (5 U.S.C. 552) and the Privacy Act (5 U.S.C. 552a). Records from this system of records may be disclosed to the Department of Justice to determine whether the Freedom of Information Act requires disclosure of these record s.

2. A record from this system of records may be disclosed, as a routine use, in the course of presenting evidence to a court, magistrate, or administrative tribunal, including disclosures to opposing counsel in the course of settlement negotiations.

3. A record in this system of records may be disclosed, as a routine use, to a Member of Congress submitting a request involving an individual, to whom the record pertains, when the individual has requested assistance from the Member with respect to the subject matter of the record.

4. A record in this system of records may be disclosed, as a routine use, to a contractor of the Agency having need for the information in order to perform a contract. Recipients of information shall be required to comply with the requirements of the Privacy Act of 1974, as amended, pursuant to 5 U.S.C. 552a(m).

5. A record related to an International Application filed under the Patent Cooperation Treaty in this system of records may be disclosed, as a routine use, to the International Bureau of the World Intellectual Property Organization, pursuant to the Patent Cooperation Treaty.

6. A record in this system of records may be disclosed, as a routine use, to another federal agency for purposes of National Security review (35 U.S.C. 181) and for review pursuant to the Atomic Energy Act (42 U.S.C. 218(c)).

7. A record from this system of records may be disclosed, as a routine use, to the Administrator, General Services, or his/her designee, during an inspection of records conducted by GSA as part of that agency's responsibility to recommend improvements in records management practices and programs, under authority of 44 U.S.C. 2904 and 2906. Such disclosure shall be made in accordance with the GSA regulations governing inspection of records for this purpose, and any other relevant (i.e., GSA or Commerce) directive. Such disclosure shall not be used to make determinations about individuals.

8. A record from this system of records may be disclosed, as a routine use, to the public after either publication of the application pursuant to 35 U.S.C. 122(b) or issuance of a patent pursuant to 35 U.S.C. 151. Further, a record may be disclosed, subject to the limitations of 37 CFR 1.14, as a routine use, to the public if the record was filed in an application which became abandoned or in which the proceedings were terminated and which application is referenced by either a published application, an application open to public inspections or an issued patent.

9. A record from this system of records may be disclosed, as a routine use, to a Federal, State, or local law enforcement agency, if the USPTO becomes aware of a violation or potential violation of law or regulation.

Safari Books Online

HOME

Quick Links · Category Map

[Start a New Search] Entire Site SEARCH ADVANCED SEARCH Sign Out & Clear Session · Personal Sign In



< Return to Search Results

Creating a Digital Home Entertainment System with Windows® Media Center

By: Michael Miller
Publisher: Que
Pub. Date: April 21, 2006
Print ISBN-10: 0-7897-3542-3
Print ISBN-13: 978-0-7897-3542-3
Pages in Print Edition: 408
Amazon.com® Reviews
Subscriber Rating: [0 Ratings]
Popular Tags: None Yet

START READING

BUY FROM PUBLISHER

Overview | Table of Contents | Notes & Tags | Bookmarks | Search This Book

Overview

Amazon.com Reader Reviews · Subscriber Reviews · Browse Similar Topics

Even though the Windows Media Center interface is simple to operate, not all activities are intuitive or easy to implement. You may need help determining which type of Media Center PC to buy, or with connecting and configuring the Media Center PC in your home theater system. *Creating a Digital Home Entertainment System with Windows Media Center* book brings the experience and expertise of The Green Button (the premiere Media Center website) and author Michael Miller to help you plan, use, and troubleshoot your new Media Center PCs and get the most out of Windows Media Center Edition.

Other Readers Also Read...

Unleashing Microsoft® Windows Vista® Media Center
by Mark Edward Soper

Subscriber Reviews

Average Rating: Based on 0 Ratings

No Subscribers have provided a review for this book.

Top Sellers in this Category

Windows 7: The Missing Manual
by David Pogue

Excel® 2010 Bible
by John Walkenbach

Pro EP 2010 and the .NET 4 Platform
by Andrew Troelsen

Pro ASP.NET MVC 3 Framework, Third Edition
by Adam Freeman; Steven

Browse Similar Topics

Top Level Categories:
Desktop and Web Applications
Product
Vendor

Sub-Categories:
Desktop and Web Applications > Home Applications
Product > Microsoft Windows Media Center

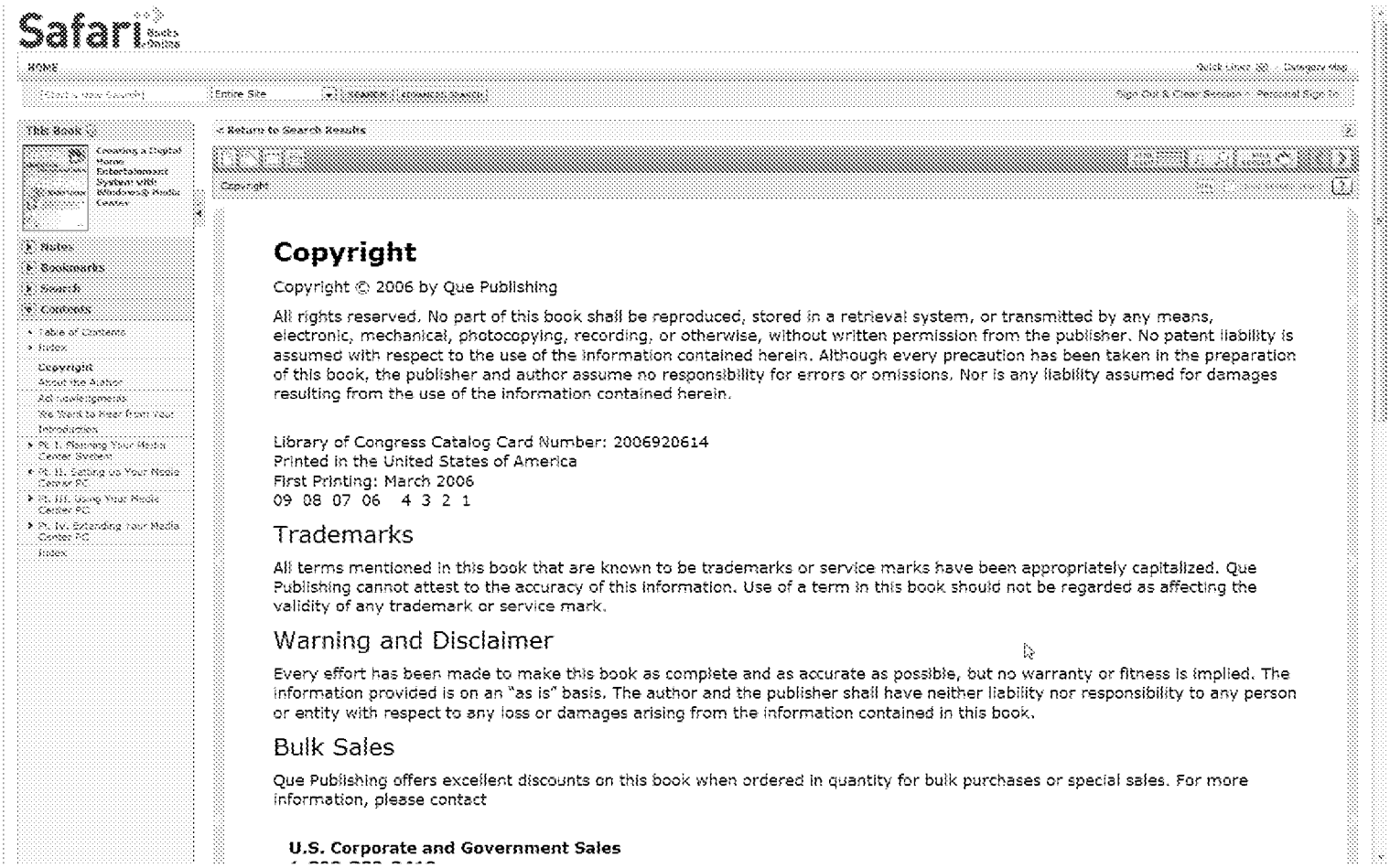

Copyright

Copyright © 2006 by Que Publishing

All rights reserved. No part of this book shall be reproduced, stored in a retrieval system, or transmitted by any means, electronic, mechanical, photocopying, recording, or otherwise, without written permission from the publisher. No patent liability is assumed with respect to the use of the information contained herein. Although every precaution has been taken in the preparation of this book, the publisher and author assume no responsibility for errors or omissions. Nor is any liability assumed for damages resulting from the use of the information contained herein.

Library of Congress Catalog Card Number: 2006920614
Printed in the United States of America
First Printing: March 2006
09 08 07 06 4 3 2 1

Trademarks

All terms mentioned in this book that are known to be trademarks or service marks have been appropriately capitalized. Que Publishing cannot attest to the accuracy of this information. Use of a term in this book should not be regarded as affecting the validity of any trademark or service mark.

Warning and Disclaimer

Every effort has been made to make this book as complete and as accurate as possible, but no warranty or fitness is implied. The information provided is on an "as is" basis. The author and the publisher shall have neither liability nor responsibility to any person or entity with respect to any loss or damages arising from the information contained in this book.

Bulk Sales

Que Publishing offers excellent discounts on this book when ordered in quantity for bulk purchases or special sales. For more information, please contact

U.S. Corporate and Government Sales

The Start Page

The first page you see when Media Center launches (or when you press the Green Button) is the Media Center Start page, shown in Figure 8.2. This is a lot different from the main desktop in Windows XP; it's much more streamlined, with only a handful of important options. It's also designed to be seen from clear across the living room, using what is commonly called the *10-foot interface*. That is, everything onscreen is designed to be seen and operated from 10 feet away. Personally, I think Microsoft did a good job in this regard.

Figure 8.2. The Media Center Start page.

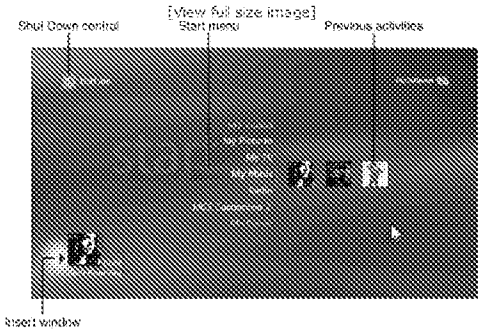

Examining the Background

A few things about the Start page—and about most Media Center screens, actually. First, note that the name of the screen appears as part of the page background. In the case of the Start page, you see the big word *start* behind the menu options. It's a good way to visually grasp your location within the menu system.

Second, note how the blue background isn't a solid blue. There are lighter areas in the background that seem to move and pulse. Your eyes aren't playing tricks on you; this is just Microsoft's way of adding a little visual interest to what would be an otherwise static background.

Third, note that the background you see is identical to the one shown in this book, and displayed on your neighbor's Media Center PC. Unlike Windows XP proper, which lets you customize your desktop background and color scheme, no such customization is allowed in Media Center. I think this is to ensure a satisfactory experience for all users, but it does take away your ability to personalize the interface. No big deal, unless you really, really hate that shade of

How to Edit Your Digital Photos

I won't kid you. Media Center is not a great environment for digital photo editing. If you have serious photo-editing chores, exit Media Center and use a Windows-based editing program, such as Adobe Photoshop Elements or Paint Shop Pro. It's the only way to go.

However, if all you need to do is make some quick and easy touchups, you might be able to do what you need to do from within Media Center. That's because Media Center, unbeknownst to most users, includes some rudimentary photo-editing functions—red eye correction, cropping, contrast adjustment, and so on. It's not a perfect solution, but it might do the job.

To access Media Center's photo touchup tools, go to the My Pictures page, select the photo you want to edit, press the More Info button on your remote control, and then select **Picture Details** from the pop-up menu. Then, when the Picture Details page appears, click **Touch Up**.

Tip

You can preview your changes at any time by clicking the **Preview** button on the Touch Up page menu.

As you can see in Figure 12.11, the Touch Up page includes several rudimentary picture-editing tools on the menu along the left side. Let's look at each of these tools in turn.

Figure 12.11. The My Pictures Touch Up page.

[View full size image]

Red Eye

Ever take a picture with your camera's built-in flash and end up with a subject that looks like the spawn of a devil? (Figure 12.12 shows a typical picture with bad red eye.) Fix it fast from the Touch Up screen by clicking **Red Eye** on the menu. This automatic tool does a fairly good job of fixing most instances of red eye.

How to Play a Photo Slideshow

Now we come to the really fun part of My Pictures: displaying a slideshow of your digital photos. It's easy to do; just follow these steps:

1. From the Media Center Start screen, select **My Pictures**.
2. If you want to display all the photos in the My Pictures folder, proceed to step 4.
3. If you want to display only those folders stored in a specific subfolder, navigate to that subfolder and press OK on your remote control.
4. Click **Play Slide Show**.

That's it. The Media Center interface fades away and the entire screen is given over to the slideshow.

Note that photos smaller than your screen are displayed against a black background. For example, Figure 12.21 shows a narrow vertical picture that obviously doesn't fill up the entire widescreen display; it's shown onscreen with black bars on either side.

Figure 12.21. Displaying a narrow picture on a wide screen.



While you're playing a slideshow, you can use the directional buttons on your remote control to manually advance to the next or previous photo in the slideshow. To pause the slideshow on the current picture, press the Pause button on your remote. To halt the slideshow and return to the Media Center interface (and the My Pictures screen), press the Stop button on your remote.

Safari Books Online

Chapter 15. Exploring the Online Spotlight

The title of this section of the book is "Extending Your Media Center PC." That can be done literally, by using a Media Center Extender device (as we discussed in the preceding chapter), or it can be done by using Media Center–compatible programs and services. In this chapter we'll talk about the latter way to extend your Media Center experience, focusing specifically on those Media Center services offered in the Online Spotlight.

This chapter offers a preview of all the services and products offered in Media Center's Online Spotlight. I won't get into detailed operational instructions; instead, the focus is on showing you what's available so that you can make an informed choice about which of these Online Spotlight items you want to install and use on your Media Center PC.

Understanding Online Spotlight

What, exactly, is Online Spotlight? When you click the Online Spotlight option on the Start screen menu, you see a list of various services (and a few products) that help you do more with your Media Center PC. Microsoft calls these third-party services *experiences*, and they all are designed to work within the Media Center 10-foot interface.

As you can see in Figure 15.1, the Online Spotlight services are organized into six categories, with a little overlap.

Figure 15.1. The main Online Spotlight screen.

[View full size image]



- **Showcase** contains those services that are currently featured by Microsoft. Figure that the companies behind these services are paying for the privilege of being listed on this home screen.
- **TV & Movies** contains services that extend your Media Center TV- and movie-viewing experience. This includes downloadable feature films, enhanced program guides, and the like.
- **Music & Radio** contains music-related services, including Internet radio stations, satellite radio feeds, downloadable music, downloadable music videos, and the like.

Figure 15.1. The main Online Spotlight screen.

[View full size image]



- **Showcase** contains those services that are currently featured by Microsoft. Figure that the companies behind these services are paying for the privilege of being listed on this home screen.
- **TV & Movies** contains services that extend your Media Center TV- and movie-viewing experience. This includes downloadable feature films, enhanced program guides, and the like.
- **Music & Radio** contains music-related services, including Internet radio stations, satellite radio feeds, downloadable music, downloadable music videos, and the like.
- **News & Sports** contains a variety of news-related services, including live news feeds, news and sports headlines, RSS (blog) newsreaders, and the like.
- **Games** contains, not surprisingly, a variety of online games.
- **Lifestyle** contains those services that just don't fit anywhere else, including DVD burner programs, picture-sharing services, and so on.

Note

Microsoft is continually adding new services to Online Spotlight, so what you see on your Online Spotlight screen might be different from what I discuss here. In addition, Online Spotlight services differ from country to country; for example, U.K. Media Center users have a BBC News Player option as part of their Online Spotlight.

I recommend you skip over the Showcase items and go directly to the category in which you're interested. Most of these services are free, although some require you to register before you can use them. Other services (and most of the downloadable products) are not free, although most offer some sort of free trial you can use to determine whether you like them before you buy them.

One more thing. Not every product and service offered via Online Spotlight is entirely Media Center savvy—especially when it comes to downloading, installing, and sometimes even registering. Don't be surprised to see a screen like the one in Figure 15.2, which advises you to either access the Web via

Games in the Spotlight

It's funny that so little attention has been paid to game playing in the Media Center environment. I would think that a Media Center PC would be a perfect game machine for big-screen living room TVs, but only Alienware seems to have focused on this application of the platform.

That said, a handful of companies are offering downloadable games via Media Center's Online Spotlight. Let's take a look.

Game xStream

Game xStream is an on-demand gaming service, customized for the Media Center interface. As you can see in Figure 15.28, you can purchase games from a variety of leading game developers, including 3D Realms, Eidos Interactive, Encore, Jarhead Games, Merscom, Piranha Games, and Radioactive Clown. Thanks to the use of "intelligent" streaming technology, you can start playing games within minutes of pressing the Buy button; you don't have to wait for the entire game to download.

Figure 15.28. Download the latest games from Game xStream.

[View full size image]



DISCover My Games

DISCover My Games is another game-streaming download service. As you can see in Figure 15.29, hundreds of games are available for trial or on-demand downloading and purchase.

Figure 15.29. More on-demand game downloads from DISCover My Games.

[View full size image]



TV & Movies in the Spotlight

Online Spotlight's TV & Movies category offers a variety of services that have something to do with watching TV and movies. Several of these are movie download services that let you download first- and second-run movies directly to your PC, via the Internet; they're kind of like having a digital Netflix or Blockbuster on your PC. Other services offer on-demand television shows, "enhanced" television shows, and an electronic program guide designed specifically for HDTV channels. Read on to learn more.

Movielink

Movielink is an online movie rental service. Instead of having DVDs mailed to you, a la Netflix, Movielink lets you download the movies you choose over the Internet. (Obviously, you need a fast Internet connection—and sufficient hard disk space—to take full advantage of this service.)

As you can see in Figure 15.3, Movielink offers a mix of first-run and older movies. You can view trailers for the movies online, before you order. Most movies rent for $4.99 apiece. You have up to 30 days to view the movies you download; after it's started, you can watch a movie as many times as you like within a 24-hour period.

Figure 15.3. Download movies for rent with Movielink.

[View full size image]

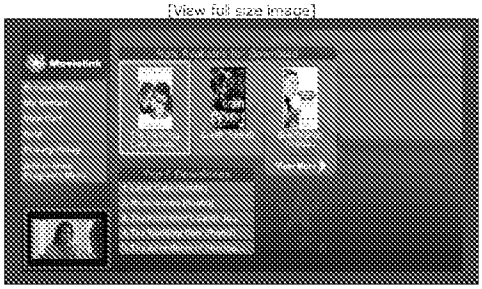

CinemaNow

CinemaNow is a Movielink-like service that also offers rental movies for download. As you can see in Figure 15.4, the selection between the two services is similar.

Figure 15.4. More movies to download from CinemaNow.

Music & Radio in the Spotlight

If you use your Media Center PC to listen to digital music, you'll want to spend some time checking out the Music & Radio offerings in Online Spotlight. There's some good stuff here—although none of it's free.

XM Satellite Radio Online

I'm a big XM radio fan. I have XM radio in my new car, and I listen to it constantly. With its 150+ channels, it offers a little bit of everything; where else can you find channels devoted purely to '60s/'70s soul music, or folk music, or techno music, or comedy routines? That's XM for you, and now you can listen to it on your Media Center PC.

Click the XM Satellite Radio option in Online Spotlight and you're offered a free three-day trial to the XM Online service. If you like what you hear, you can subscribe for $7.99 per month. Better yet, if you're already an XM subscriber, you can listen to XM Online for free.

Note

XM Online is a subset of the full XM satellite radio service. It offers more than 75 XM music channels (including a half-dozen channels exclusive to the Internet), but none of XM's news or talk channels.

As you can see in Figure 15.12, the Media Center XM Online player lets you scroll through all the available channels. Click a channel to listen, and you'll see information on the currently playing song and artist. It's a great way to add even more music variety to your Media Center system.

Figure 15.12. Listening to XM Online via Media Center.

[View full size image]



Entertainment Programs

As you already know, a Media Center PC is a perfect music and movie playback device. Now you can add even more functionality to Media Center with these third-party entertainment add-ons.

My Movies

This utility organizes and displays all the DVDs in your collection—stored both on your computer and elsewhere in your house. Just enter the titles of the movies you own, and My Movies downloads and displays cover art, actors, director, running time, and other information, as shown in Figure 16.5. Download it for free from developer Brian Binnerup (www.mymovies.name/).

Figure 16.5. Catalog your entire DVD collection with the My Movies add-on.

[View full size image]



My Netflix

If you're a Netflix customer, this is a cool way to manage your Netflix account. My Netflix displays all the waiting movies in your Netflix queue, your rental history, and new Netflix releases. Download it for free from unmitigatedrisk.com (www.unmitigatedrisk.com/).

In the Movies for MCE

No, this add-on doesn't play movies on your Media Center PC. Instead, it downloads and displays information about movies currently playing at your local movie theaters—reviews, show times, and so on, as you can see in Figure 16.6. Download it for $15 from Double B Computers (www.doublebcomputers.com/mce.htm).

Figure 16.6. Find out when your favorite movies are playing with In the Movies for MCE.

[View full size image]

News & Sports in the Spotlight

[Index Term: |Media Center PC|Online Spotlight|News & Sports, MSNTV Today][Index Term: |Media Center PC|Online Spotlight|News & Sports, Reuters][Index Term: |News & Sports (Online Spotlight)|MSNTV Today][Index Term: |News & Sports (Online Spotlight)|Reuters][Index Term: |Online Spotlight|News & Sports|MSNTV Today][Index Term: |Online Spotlight|News & Sports|Reuters]Media Center isn't just about entertainment; there's a bit of useful information presented, as well. Case in point: the various news and sports services offered via Online Spotlight. (And don't forget the news clips available on TVTonic, which happens to be categorized on the TV & Movies screen.)

MSNTV Today

This is a very rich, very impressive service. As you can see in Figure 15.22, MSNTV Today offers a variety of news and informational video clips, all for free. My only beef is that there's so much here and it's so poorly organized, it's sometimes difficult to find exactly what you want—or even realize all that MSNTV Today has to offer. I suggest you spend some time clicking around the MSNTV screens; you'll be pleasantly surprised by what's available.

Figure 15.22. A variety of news and weather videos, courtesy of MSNTV Today.

[View full size image]



Reuters

Famed news service Reuters offers an appealing interactive TV news channel via Media Center's Online Spotlight. As you can see in Figure 15.23, the Reuters channel offers video streams of more than 200 news clips a day, organized into key categories: Top News, Business, World, Entertainment, Life!, and Oddly Enough. Each clip is one to five minutes long; the mix includes both fully produced reports and raw video segments.

Figure 15.23. View hundreds of news clips from Reuters on your Media Center PC.

Figure 15.23. View hundreds of news clips from Reuters on your Media Center PC.

[View full size image]

NewsGator Online

[Index Term: [Media Center PC][Online Spotlight][News & Sports, NewsGator Online][Index Term: [News & Sports [Online Spotlight][NewsGator Online][Index Term: [Online Spotlight][News & Sports][NewsGator Online]I'm a news junkie, and I especially like the information you can get via the Internet's thousands of bloggers. To that end, I'm a big fan of NewsGator Online, which functions as an online content aggregator and newsreader. Just tell NewsGator which blogs and news feeds you want to monitor, and it displays the latest posts and stories onscreen, as shown in Figure 15.24. Click a headline to read the entire post.

Figure 15.24. Monitor your favorite blogs and newsfeeds with NewsGator Online.

[View full size image]

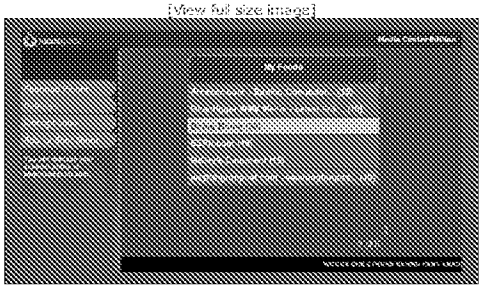

Fox Sports for Media Center

[Index Term: [Media Center PC][Online Spotlight][News & Sports, Fox Sports for Media Center][Index Term: [News & Sports][Online Spotlight: [Fox Sports for Media Center][Index Term: [Online Spotlight][News & Sports][Fox Sports for Media Center]If you're a sports fan you'll love the Fox Sports for Media Center service. What you get is a combination of sports news and headlines (shown in Figure 15.25), sports photos, and up-to-the-minute scores (shown in Figure 15.26). All your sporting needs consolidated into one Media Center service—and it's all available free of charge!

Figure 15.25. Sports news via Fox Sports for Media Center.

[View full size image]



Figure 15.26. Detailed scores and game info at Fox Sports.

[View full size image]

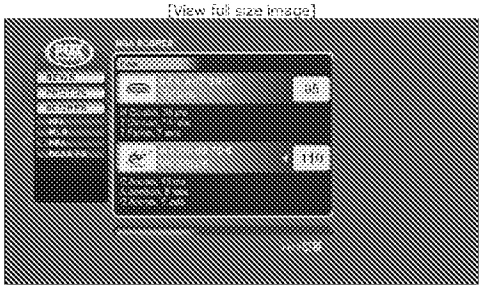

News Programs

Chances are you're accustomed to getting the latest news and sports headlines from the Web, using your desktop PC. Well, because your Media Center PC is also connected to the Web, why can't you use it to access news and sports information?

The answer, of course, is that you can—with the right add-on programs installed. Read on to learn more.

My Portal

My Portal turns your Media Center PC into a full-fledged information portal. My Portal displays news headlines (shown in Figure 16.1), local weather (shown in Figure 16.2), movie times, horoscopes, and more. Information is updated every five minutes when you have an always-on Internet connection. My Portal costs $19.95; download it from mceLabs (www.mceLabs.com/).

Figure 16.1. Turn your Media Center PC into a news and information portal, courtesy of the My Portal add-on.



Figure 16.2. Get local weather conditions and reports with My Portal.



[View full size image]



MyUK Portal

This add-on is similar to My Portal, but customized for U.K. Media Center users. It features a U.K.-specific electronic program guide, traffic news, Google maps, local cinema listings, and more. Download it for free from MyUK (myuk.aceinternet.co.uk/mce/).

My Web News

My Web News, shown in Figure 16.3, is a neat little application that downloads and organizes the latest headlines from the RSS feeds offered by most major news websites. You can use the default newsfeeds, or enter your own list of sites to watch. Download it for free from SAM-Consult (www.mce-software.com/).

Figure 16.3. Download the latest news headlines with My Web News.

[View full size image]



Lifestyle Options in the Spotlight

The final batch of Online Spotlight offerings falls under the general heading of *lifestyle*. This is kind of a catch-all category, although there is a subtle focus on visual media—in the form of digital photo viewing and DVD movie burning.

Kodak Share

Kodak Share is a service that lets you access digital photos stored on the Kodak EasyShare Gallery (www.kodakgallery.com/) website via your Media Center PC. Upload your photos to the EasyShare Gallery, and then view them in the comfort of your living room on your big-screen TV. As you can see in Figure 15.30, it works similarly to Media Center's My Pictures function; there's no charge to use the application, but you will pay for various Kodak services.

Figure 15.30. Viewing photos on the big-screen with Kodak Share.

[View full size image]



GalleryPlayer

If your own photos aren't good enough to display, you can always purchase some professional art files to display on your Media Center system. This is where GalleryPlayer comes in; it's a high-definition image display program that accompanies an art download service. As you can see in Figure 15.31, the GalleryPlayer service offers a variety of different types of art for download. You purchase art by the collection, and then display it as high-class wallpaper or screensavers on your system.

Figure 15.31. Download fine art to display with the GalleryPlayer.

[View full size image]



Figure 15.31. Download fine art to display with the GalleryPlayer.

[View full size image]



10 Foot World

What is 10 Foot World? As you can see in Figure 15.32, it's a series of websites and services designed for use with Media Center's 10-foot interface. A number of services are available, including Horoscope, Current Movie Reviews, Daily Currency Watch, My Recipe, and My 10' Bar (shown in Figure 15.33). As you can see, each of these services looks especially nice on the big Media Center screen; they're all free, and they're all accessible via Online Spotlight.

Figure 15.32. 10 Foot World offers a variety of onscreen web portals.

[View full size image]

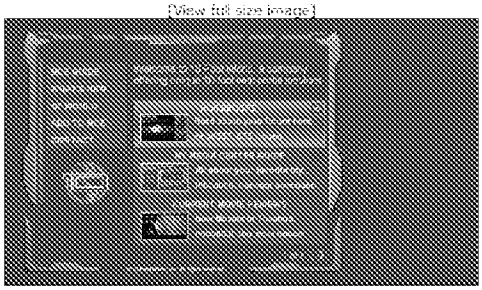

Figure 15.33. Want to mix the perfect martini? Then follow the instructions offered by My 10' Bar.

[View full size image]



KMS Software

This section of Online Spotlight is nothing more than a blatant advertisement for Media Center software offered by KMS Software. It's not bad stuff; as you can see in Figure 15.34, they currently have a Contacts program and a Word Trivia game, each priced at $19.99. Future programs include a Calendar, Home Organizer, and To Do list, all optimized for the Media Center environment.

Figure 15.34. Media Center applications for sale by KMS Software.

[View full size image]



ArcSoft QuickDVD



KMS Software

This section of Online Spotlight is nothing more than a blatant advertisement for Media Center software offered by KMS Software. It's not bad stuff; as you can see in Figure 15.34, they currently have a Contacts program and a Word Trivia game, each priced at $19.99. Future programs include a Calendar, Home Organizer, and To Do list, all optimized for the Media Center environment.

Figure 15.34. Media Center applications for sale by KMS Software.

[View full size image]



ArcSoft QuickDVD

This is the DVD burning program first discussed in Chapter 11, "Using Windows XP MCE for DVD Playback and Recording." Read more about the program there; click on the icon in Online Spotlight to purchase or download a free trial version.

Sonic PrimeTime

This is the other DVD-burning program we discussed in Chapter 11. As with QuickDVD, you can read more about the program in Chapter 11; click on the icon in Online Spotlight to purchase or download a free trial version.

Chapter 13. Using Windows XP MCE for Computer Tasks

Let's be upfront about something. A Media Center PC is designed to be an entertainment device, not a workplace tool. Although a Media Center PC can theoretically do anything that a regular desktop PC can do, the fact that you're operating the thing from at least 10 feet away with a handheld remote control means that many operations just aren't practical. For example, sitting on your couch and composing a novel within the Media Center environment would be difficult, if not impossible. The same thing with crunching numbers in a spreadsheet, or even surfing the Web.

As you've learned in the previous chapters, what a Media Center PC does best is play back movies and music. But that doesn't mean you *can't* perform other types of operations. In fact, several traditional computer-oriented applications have been ported to Media Center's 10-foot interface. We'll discuss those applications in this chapter.

Chatting with Other Users via Media Center Messenger

Some people can't go five minutes without checking in with friends and colleagues, which is one of the reasons why instant messaging is so popular. Well, Microsoft figured that if you're one of these folks, you wouldn't want to be out of touch while you're in your living room listening to music or watching movies, and built an instant-messaging application into the Windows Media Center interface.

What you get with Media Center Messenger is a stripped-down version of the regular Windows Messenger program. It's stripped down in that you can't add new contacts to your favorites list; you can only send messages to your established contacts. (If you want to add new contacts, close or minimize Media Center and use the regular Windows Messenger application.)

You can, however, use your wireless keyboard to send instant messages, and receive and read messages onscreen in the Media Center interface. It's actually quite easy to use; just make sure that your Media Center PC is connected to an always-on Internet connection, and you're good to go.

To launch the Media Center Messenger application, go to the Media Center Start page and select **More Programs > Messenger**. This displays the sign-in screen, shown in Figure 13.1. Click **Sign In** and you're ready to start messaging.

Figure 13.1. Signing in to Media Center Messenger.

[View full size image]



Media Center now displays a contacts window in the lower-right corner of the screen, as shown in Figure 13.2. When one or more of your contacts are

Media Center now displays a contacts window in the lower-right corner of the screen, as shown in Figure 13.2. When one or more of your contacts are online, you see them listed in this window. To send a message to a contact, just click that person's name.

Figure 13.2. Viewing your contact list on the big screen.

[View full size image]



As you can see in Figure 13.3, you send and receive messages from a separate message window, displayed at the bottom left of your screen. Enter your message in the text box, using your wireless keyboard; press the Enter key to send the message. The conversation itself is displayed below the message box, as shown in Figure 13.4.

Figure 13.3. Sending an instant message with Media Center Messenger.

[View full size image]



Figure 13.4. Displaying an entire conversation onscreen, one line at a time.

[View full size image]



That's about all there is to it. Media Center Messenger is fairly simple and quite easy to use. It doesn't offer all the bells and whistles of the regular Windows Messenger (you can't send files, use smileys, video conference, or create group chats), but it's a way to send one-to-one messages from the comfort of your living room couch.

And here's the secret behind the curtain. If you minimize the Media Center interface, you see that good old Windows Messenger is running behind the scenes, on your Windows XP desktop. As you can see in **Figure 13.5**, the entire conversation is there, in the background, synched to the Media Center version of Messenger. It might not be invisible, but it gets the job done.

Figure 13.5. Behind the scenes: Windows Messenger is running the show.



That's about all there is to it. Media Center Messenger is fairly simple and quite easy to use. It doesn't offer all the bells and whistles of the regular Windows Messenger (you can't send files, use smileys, video conference, or create group chats), but it's a way to send one-to-one messages from the comfort of your living room couch.

And here's the secret behind the curtain. If you minimize the Media Center interface, you see that good old Windows Messenger is running behind the scenes, on your Windows XP desktop. As you can see in Figure 13.5, the entire conversation is there, in the background, synched to the Media Center version of Messenger. It might not be invisible, but it gets the job done.

Figure 13.5. Behind the scenes: Windows Messenger is running the show.

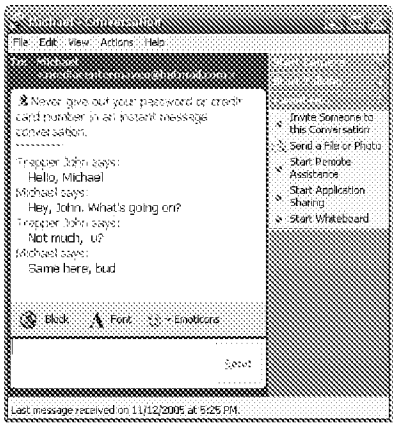

Setting Up MCE for the First Time

After you get past all the standard Windows XP setup screens, Windows launches the Media Center interface. (Or maybe not; if Media Center doesn't launch automatically, go to the Windows Start menu and start Media Center yourself.) Windows normally does a good job of guessing at some important display settings, but there is still a bit of configuration that you might have to do before you can start using Media Center.

Running the Setup Wizard

The first time you start Media Center, Windows launches the Setup Wizard. This wizard walks you through the basic Media Center setup to help you configure the Internet connection, television signal, and electronic program guide. Here's what you'll encounter:

Tip

You can rerun the Setup Wizard at any time by going to the Media Center Start page and selecting **Settings > Media Center Setup > Run Media Center Setup Again.**

1. The Getting Started screen, shown in **Figure 7.1**, welcomes you to the Setup Wizard.

Figure 7.1. Welcome to the Setup Wizard!

[View full size image]

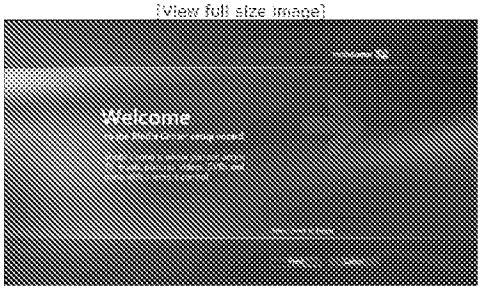

2. The next screen, shown in **Figure 7.2**, tells you a little more about the setup. Click **Next** to keep going.

Configuring the Display

If you're lucky, Media Center correctly determined the size and resolution of your television display, and configured itself accordingly. If you're not lucky, Media Center is displayed in a little box in the middle of your television screen—or, even worse, you see only part of the screen. If this happens to you, you need to reconfigure Media Center for your particular display.

You can also, if you want, use Media Center to fine-tune your television display. These aren't adjustments within Media Center itself, but rather a series of patterns and tests that you can reference when adjusting the picture controls on your television set.

This display configuration is part of the Setup Wizard, or you can access it separately, as we'll discuss here. Just follow these steps:

1. From the Media Center Start page, select **Settings > TV > Configure Your TV or Monitor**.

2. When the Display Configuration page appears, as shown in **Figure 7.23**, click the **Watch Video** button. This displays a short video that explains how to configure your television display. If you don't want to watch the entire demonstration video, click the Stop or Back button on your Media Center remote.

Figure 7.23. Getting ready to configure the display settings.

[View full size image]



3. When the video is done playing, click **Next** to start the Display Configuration Wizard.

Note

If you're running Media Center in a window on your computer's desktop, the Display Setup dialog box appears and prompts you to display Media Center in full-screen mode. Click Yes to continue.

Tip

Configuring Audio Settings

Your Media Center PC has to be configured for the type of sound system you're using—traditional stereo, 5.1-channel surround sound, or 7.1-channel surround sound. It's likely that the factory default settings work just fine for your system, but it's also possible that they don't, and you'll have to adjust them manually. Unfortunately or not, these audio settings are not part of the Setup Wizard, which means you have to access them from the Media Center Settings page.

There are actually two separate settings you need to adjust: one for the type of audio connection you're using, and one for the number of speakers you have. We'll start with the audio connection settings:

1. From the Media Center Start page, select **Settings > DVD > Audio**.

2. The decoder properties page now opens. Because this page is specific to the particular audio decoder installed on your system, it might or might not look exactly like the one shown in Figure 7.29. Click **Configuration** to continue.

Figure 7.29. Getting ready to configure your audio connection type.

[View full size image]

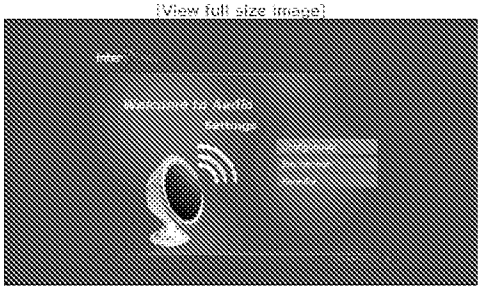

3. When the Speaker Configuration page box appears, as shown in Figure 7.30, you want to configure the type of output you'll be using with your home entertainment system. (Again, this screen might be different depending on the specific decoder installed on your system.) To do this, click the + or – buttons in the Set Sound Output to Match Your System section until you find the desired configuration.

Figure 7.30. Choosing the proper speaker configuration.

[View full size image]

Configuring Other Settings

Windows XP Media Center Edition has many more configuration options than the key ones we've just discussed. You probably won't have to adjust any of these settings, but it's always good to know what's where. To that end, Table 7.1 details all the options accessible from the Settings page. (You access the Settings page, of course, by going to the Media Center Start page and selecting **Settings**, as shown in Figure 7.33.)

Figure 7.33. Available options on the Media Center Settings page.

[view full size image]



Table 7.1. Windows XP MCE Settings

[Index Term: audio settings:Media Center, configuring:sound effects, configuring] [Index Term: configuring:Media Center:Internet connections][Index Term: configuring:Media Center:sound effects] [Index Term: ...	**Description**

Electronic Patent Application Fee Transmittal

Application Number:	12170951
Filing Date:	10-Jul-2008
Title of Invention:	PORTABLE COMPUTER WITH MULTIPLE DISPLAY CONFIGURATIONS
First Named Inventor/Applicant Name:	Yves Behar
Filer:	Matthew H. Grady/Matthew Grady
Attorney Docket Number:	L2039-700111

Filed as Large Entity

Utility under 35 USC 111(a) Filing Fees

Description	Fee Code	Quantity	Amount	Sub-Total in USD($)
Basic Filing:				
Pages:				
Claims:				
Miscellaneous-Filing:				
Petition:				
Patent-Appeals-and-Interference:				
Post-Allowance-and-Post-Issuance:				
Extension-of-Time:				

Description	Fee Code	Quantity	Amount	Sub-Total in USD($)
Miscellaneous:				
Submission- Information Disclosure Stmt	1806	1	180	180
		Total in USD ($)		**180**

Electronic Acknowledgement Receipt

EFS ID:	11067364
Application Number:	12170951
International Application Number:	
Confirmation Number:	2004
Title of Invention:	PORTABLE COMPUTER WITH MULTIPLE DISPLAY CONFIGURATIONS
First Named Inventor/Applicant Name:	Yves Behar
Customer Number:	37462
Filer:	Matthew H. Grady/Matthew Grady
Filer Authorized By:	Matthew H. Grady
Attorney Docket Number:	L2039-700111
Receipt Date:	28-SEP-2011
Filing Date:	10-JUL-2008
Time Stamp:	14:06:25
Application Type:	Utility under 35 USC 111(a)

Payment information:

Submitted with Payment	yes
Payment Type	Deposit Account
Payment was successfully received in RAM	$180
RAM confirmation Number	351
Deposit Account	502762
Authorized User	

The Director of the USPTO is hereby authorized to charge indicated fees and credit any overpayment as follows:

Charge any Additional Fees required under 37 C.F.R. Section 1.16 (National application filing, search, and examination fees)

Charge any Additional Fees required under 37 C.F.R. Section 1.17 (Patent application and reexamination processing fees)

Charge any Additional Fees required under 37 C.F.R. Section 1.19 (Document supply fees)

Charge any Additional Fees required under 37 C.F.R. Section 1.20 (Post Issuance fees)

Charge any Additional Fees required under 37 C.F.R. Section 1.21 (Miscellaneous fees and charges)

File Listing:

Document Number	Document Description	File Name	File Size(Bytes)/ Message Digest	Multi Part /.zip	Pages (if appl.)
1	Information Disclosure Statement (IDS) Form (SB08)	L2039-700111_-_Information_Disclosure_Statement_Fillable_PDF_1.pdf	612169 8f9847072aaf4c8f2a4019f3e3e9a6dc39b92273	no	5
Warnings:					
Information:					
2	Non Patent Literature	L2039-700431_-_Creating_a_Digital_Home_Entertainement_System_2.pdf	2168268 3ac14bc9affa4d8fbef2e75025ea914c9c718d9d	no	28
Warnings:					
Information:					
3	Fee Worksheet (SB06)	fee-info.pdf	30691 15709ce82441c2e33c3b482e732fb001a85bda8f	no	2
Warnings:					
Information:					
		Total Files Size (in bytes):	2811128		

This Acknowledgement Receipt evidences receipt on the noted date by the USPTO of the indicated documents, characterized by the applicant, and including page counts, where applicable. It serves as evidence of receipt similar to a Post Card, as described in MPEP 503.

<u>New Applications Under 35 U.S.C. 111</u>
If a new application is being filed and the application includes the necessary components for a filing date (see 37 CFR 1.53(b)-(d) and MPEP 506), a Filing Receipt (37 CFR 1.54) will be issued in due course and the date shown on this Acknowledgement Receipt will establish the filing date of the application.

<u>National Stage of an International Application under 35 U.S.C. 371</u>
If a timely submission to enter the national stage of an international application is compliant with the conditions of 35 U.S.C. 371 and other applicable requirements a Form PCT/DO/EO/903 indicating acceptance of the application as a national stage submission under 35 U.S.C. 371 will be issued in addition to the Filing Receipt, in due course.

<u>New International Application Filed with the USPTO as a Receiving Office</u>
If a new international application is being filed and the international application includes the necessary components for an international filing date (see PCT Article 11 and MPEP 1810), a Notification of the International Application Number and of the International Filing Date (Form PCT/RO/105) will be issued in due course, subject to prescriptions concerning national security, and the date shown on this Acknowledgement Receipt will establish the international filing date of the application.

Docket No.: L2039-700111

IN THE UNITED STATES PATENT AND TRADEMARK OFFICE

Applicant:	Yves Behar
Serial No:	12/170,951
Confirmation No:	2004
Filed:	July 10, 2008
For:	PORTABLE COMPUTER WITH MULTIPLE DISPLAY CONFIGURATIONS
Examiner:	ABEBE, SOSINA
Art Unit:	2629

CERTIFICATE OF TRANSMISSION UNDER 37 C.F.R. §1.8(a)

The undersigned hereby certifies that this document is being electronically filed in accordance with 37 C.F.R. §1.6(a)(4) on the 1st day of July, 2011.

/Matthew H. Grady/
Matthew H. Grady, Reg. No. 52,957

Commissioner for Patents

AMENDMENT

Sir:

In response to the Office Action mailed April 4, 2011, please amend the above-identified application as follows. Changes to the Claims are shown by strike through (for deleted matter) and underlining (for added matter).

Amendments to the Claims are reflected in the listing of claims which begins on page 2 of this paper.

Remarks begin on page 6 of this paper.

Amendments to the Claims

This listing of claims will replace all prior versions, and listings, of claims in the application.

Listing of Claims:

1. (Currently Amended) A portable computer comprising:

a base;

a display component rotatably coupled to the base such that the display component and the base are rotatable with respect to one another about a single longitudinal axis running along an interface between the display component and the base to transition between a laptop mode and an easel mode, the display component including a display screen; and

a scroll wheel disposed at least partially within the base and rotatable about the single longitudinal axis, the scroll wheel configured to permit a user to control at least one of operating parameters of the portable computer and content displayed on the display screen.

2. (Original) The portable computer of claim 1, where the scroll wheel is configured to permit the user to adjust a volume of sound produced by the portable computer.

3. (Original) The portable computer of claim 1, further comprising a first navigation button disposed on one of the base and the display component and configured to permit the user to manipulate selected content displayed on the screen.

4. (Original) The portable computer of claim 3, wherein the screen is configured to display at least one of a plurality of modes of content; and

wherein the navigation button is configured to permit the user to select for display one of the plurality of modes of content.

5. (Original) The portable computer of claim 3, further comprising a second navigation button;

wherein the first navigation button is disposed on a major surface of the base; and

wherein the second navigation button is disposed on a minor surface of the base.

6. (Original) The portable computer of claim 1, wherein the scroll wheel is configured to permit the user to select a mode of content for display by the portable computer.

7. (Currently amended) A portable computer configurable between a plurality of display modes including a laptop mode and an easel mode, the portable computer comprising:

a base;

a display component rotatably coupled to the base and including a screen which displays content;

a hinge assembly disposed at least partially within the base and the display component that defines a single axis of rotation about which both the base and the display component are rotatable to transition the portable computer between the laptop mode and the easel mode; and

a scroll wheel accessible in each of the plurality of display modes and configured to permit a user to manipulate at least one of operating parameters of the portable computer and the content displayed on the screen.

8. (Currently Amended) The portable computer of claim 7; wherein the scroll wheel is disposed at ~~leas~~ least partially about the single ~~an~~ axis of rotation of the display component relative to the base.

9. (Cancelled)

10. (Original) The portable computer of claim 7, further comprising a first navigation button user-accessible in each of the laptop mode and the easel mode, and configured to permit the user to manipulate selected content displayed on the screen.

11. (Original) The portable computer of claim 10, wherein the screen is configured to display at least one of a plurality of modes of content; and

wherein the first navigation button is configured to permit the user to select for display one of the plurality of modes of content.

12. (Currently Amended) The portable computer of claim 10, further comprising a second navigation button that is not ~~user-accesssible~~ user-accessible when the portable computer is in the ~~laptop~~ easel mode.

13. (Currently amended) A portable computer comprising:

a base;

a display component including a screen configured to display content;

a hinge assembly disposed at least partially within the base configured to rotatably couple the display component to the base, the hinge assembly defining ~~and to permit rotation of the display component and the about~~ a single longitudinal axis running along an interface between the display component and the base about which the display component and the base are rotatable to transition the portable computer between a laptop mode and an easel mode; and

a scroll wheel disposed at least partially about the longitudinal axis.

14. (Original) The portable computer of claim 13, wherein the scroll wheel is configured to permit a user to manipulate the content displayed on the screen.

15. (Original) The portable computer of claim 13, wherein the scroll wheel is configured to permit a user to control a volume of sound played by the portable computer.

16. (Original) The portable computer of claim 13, wherein the scroll wheel is disposed at least partially within the hinge assembly.

17. (Original) The portable computer of claim 13, further comprising at least one navigation button disposed on one of the base and the display component.

18. (New) The portable computer of claim 1, wherein rotating either the display component or the base about the single longitudinal axis up to approximately 180 degrees from a closed mode in which the display screen is disposed substantially against the base configures the portable computer into the laptop mode; and

wherein rotating either the display component or the base about the single longitudinal axis beyond approximately 180 degrees from the closed mode configures the portable computer into the easel mode.

19. (New) The portable computer of claim 7, wherein an operating display mode is selected from the plurality of display modes based on a physical orientation of the portable computer.

20. (New) The portable computer of claim 7, wherein an operating display mode is selected from the plurality of display modes in response to operation of the scroll wheel.

21. (New) The portable computer of claim 8, wherein the scroll wheel provides a default action which effects manipulation of the at least one of the operating parameters of the portable computer, wherein the default actions is defined responsive to a display mode of the portable computer.

REMARKS

Claims 1-17 were previously pending in this application. Claim 9 has been cancelled without prejudice or disclaimer. Claims 1, 7, 8, 12, and 13 have been amended herein. New claims 18-21 have been added. As a result claims 1-8 and 10-21 are pending for examination with claims 1, 7, and 13 being independent claims. No new matter has been added. The application as presented is believed to be in condition for allowance.

Examiner Interview

Applicant wishes to thank Examiner Abebe for the courtesies extended to Applicant's Representative during the telephone interview conducted on June 20, 2011. In the Interview, Applicant's Representative proposed amendments to independent claim 1, and discussed how the proposed amendments distinguish the claims over the present rejections. In particular, Applicant's Representative explained how U.S. Publication No. 2006/0264243 to Aarras (hereinafter Aarras) describes a device that requires a dual axis hinge (see e.g. 16 Figs. 1-3) to operate according to the manner described (the "book" metaphor), and that Aarras therefore does not disclose a "single longitudinal axis" as recited in claim 1, as amended. Exemplary embodiments of the claimed axis (e.g. as shown in Fig. 1 at 101) were also discussed, as well as examples of transitions between "laptop" (shown by example in Fig. 1) mode and "easel" (shown by way of example in Fig. 4) mode.

Examiner Abebe agreed to consider the proposed amendments upon submission. Accordingly, the present amendments and remarks are submitted for consideration and favorable action is respectfully requested.

Rejections Under 35 U.S.C. §103

The Office Action rejected claims 1-2, 6-9, 11, and 13-17 under 35 U.S.C. §103(a) as being unpatentable over Aarras in view of EP0588210 to Nishiyama (hereinafter Nishiyama). In response, Applicant has amended the claims to further distinguish over the proposed combination, and submits the following remarks.

Aarras discloses "a portable electronic device … including a first section having a first display on a first side of the first section; and a second section pivotably connected to the first section." (Para. 0007). The two sections are connected by a ***dual axis*** hinge, section 16, in Fig.

1-3. The dual axis hinge enables the device to present displays on the first and second sections according to a book metaphor. (Paras. 0010, 0038, and 0047-49). According to Aarras using the dual axis hinge permits "[t]he first and second sections … to be repeatedly flipped forwards or backwards relative to each other similar to a top wirebound steno book or memo book." (Para. 0037). Thus, Aarras is directed to a portable electronic device that permits the sections of the device to be flipped like pages of a book via a bi-axial (dual-axis) hinge section 16. (Please see para. 0007, 0010, 0044, 0047, and Figs. 1-3).

Independent Claim 1

The combination of Aarras and Nishiyama proposed in the office action does not teach or suggest all the elements of claim 1, as amended. Claim 1, as amended, recites a "display component rotatably coupled to the base such that the display component and the base are rotatable with respect to one another about a single longitudinal axis running along an interface between the display component and the base to transition between a laptop mode and an easel mode." In contrast, as discussed above, Aarras teaches and ***requires*** a dual axis about which the two sections of the portable electronic device rotate to accomplish the disclosed "book" metaphor. (Figs. 1-3, section 16, and related description – e.g. Para. 0007, 0010, 0044, and 0047).

Nishiyama discloses a portable telephone radio set which includes a rotary selector which turns to select various functions. (Abstract; see also Col. 2, lines 18-23). The telephone set includes sections "engaged via joint portion 3 by which the telephone set is folded and rotated so as to be housed." (Col. 4, lines 1-4). As discussed, "the selector 8 is provided in the joint portion 3 so as to select various functions." (Col. 5, lines 12-13). The joint portion includes a "stopper 24" for stopping rotation of the joint portion. (Please see Col. 7, line 54 – Col. 8, line 2; and Fig. 5). "The notch 25" within the joint portion "is formed at an open position where the telephone is being used and at a housing position … where it is folded and housed. (Col. 8 lines 8-11). The notch 26 does not allow "the engagement of the stopper piece 24 to be released." (Col. 8, lines 2-5). In summary, Nishiyama discloses a telephone set with a rotary selector configurable between a closed position and an open position about a single axis joint portion.

It would not have been obvious to modify Aarras in view of Nishiyama to provide a single axis of rotation as recited in claim 1, as amended. As discussed above, Aarras ***requires*** a

dual axis hinge in order perform the disclosed "book metaphor." Replacing the dual axis hinge in Aarras with a single axis hinge as disclosed in Nishiyama, would render Aarras unsuitable for its intended purpose. Therefore, according to the M.P.E.P., this modification would not have been obvious. (Please see M.P.E.P. §2143.01 Sec. V – "[i]f proposed modification would render the prior art invention being modified unsatisfactory for its intended purpose, then there is no suggestion or motivation to make the proposed modification"). Aarras' intended purpose includes providing for "[t]he first and second sections … to be repeatedly flipped forwards or backwards relative to each other similar to a top wirebound steno book or memo book" to accomplish the disclosed "book metaphor" using a dual axis hinge.(Para. 0037 and 0047). Modifying Aarras to operate via Nishiyama's single axis joint portion would prevent operation of the Aarras device via the disclosed book metaphor. Thus, there can be no suggestion or motivation to combine the references in this manner.

Modifying Aarras to use the single axis disclosed in Nishiyama would also change the principal of operation of Aarras' device and therefore would not have been obvious for this additional reason. (Please see M.P.E.P. §2143.01 Sec. VI - "[i]f the proposed modification or combination of the prior art would change the principle of operation of the prior art invention being modified, then the teachings of the references are not sufficient to render the claims *prima facie* obvious."). Aarras establishes its principal of operation includes rotation of the two sections of the device about a dual axis hinge so the sections can be flipped like pages over and over again. (Please see 0037, 0047, and 0057). Nishiyama operates via a single axis joint portion. Modifying Aarras to operate via Nishiyama's single axis joint portion instead of the disclosed dual axis would change the principal of operation of the Aarras device.

In addition, Nishiyama discloses that the joint portion includes a "stopper 24" "disposed in the shank 23 which is engaged with notches 25 and 26" as a result rotation of the sleeve 20 is stopped. (Please see Col. 7, line 54 – Col. 8, line 2; and Fig. 5). The notch 26 cannot be disengaged, representing a position beyond which the telephone set cannot be rotated. (Please see Col. 8, lines 2-5). Aarras describes a device with sections completely rotatable around each other. These teachings are not compatible. Modifying Aarras with Nishiyama's joint portion and scroll wheel would result in the Aarras device's rotation being stopped at an open position (defeating the book metaphor) and modifying Nishiyama to include the teaching of Aarras would eliminate the disclosed stop position for operation of the telephone device which would also be

improper. (Please see M.P.E.P. §2143.03 Sec. V & VI). Due to the stop position disclosed in Nishiyama, Nishiyama cannot be transitioned from a laptop mode to an easel mode, thus, claim 1 would not be obvious in light of either Aarras or Nishiyama in combination with the other, for that reason as well.

Furthermore, even if one were to combine Aarras and Nishiyama as proposed in the Office Action, one would not arrive at the claimed invention. Even if one were to modify Aarras to include a scroll wheel as disclosed in Nishiyama, Aarras does not disclose or suggest a single axis hinge, and as discussed above, it would not have been obvious to modify Aarras to use a single axis hinge, as doing so would render Aarras unsuitable for its intended purpose or change the nature of its operation. Aarras discloses and relies on a dual axis hinge. Accordingly, even if Aarras were to be modified based on Nishiyama to include a scroll wheel, that modification does not and cannot result in "a scroll wheel disposed at least partially within the base and rotatable about the single longitudinal axis," (emphasis added) as recited in Applicant's claim 1, as amended.

In view of the foregoing, the proposed combination of Aarras and Nishiyama is improper and even if the references were combined as proposed in the Office Action, the result does not disclose or suggest several limitations recited in claim 1. Accordingly withdrawal of the rejection of claim 1 is respectfully requested.

Claims 2 and 6 depend from claim 1 and are allowable for at least the same reasons as claim 1. Accordingly, withdrawal of the rejection of claims 2 and 6 is respectfully requested.

Independent Claim 7

Claim 7, as amended recites "a hinge assembly disposed at least partially in the base and the display component that defines ***a single axis of rotation*** about which both the base and the display component are rotatable to transition the portable computer between the laptop mode and the easel mode" (emphasis added). As discussed above, the combination of Aarras and Nishiyama proposed in the Office Action does not teach or suggest this element. In particular, Aarras relies on a dual axis hinge to provide its book metaphor, and it therefore would not have been obvious to modify Aarras to have "***a single axis of rotation*** about which both the base and the display component are rotatable to transition the portable computer between the laptop mode

and the easel mode," as claimed in claim 7. Accordingly withdrawal of the rejection of claim 7 is respectfully requested.

Claims 9 and 11 depend from claim 7 and are allowable for at least the same reasons as claim 7. Accordingly, withdrawal of the rejection of claims 9 and 11 is respectfully requested.

Dependent Claims 11 and 17

Dependent claims 11 and 17 stand rejected over Aarras and Nishiyama, however, the rejections of 11 and 17 reference the rejection of claims 4 and 3 respectively. Claims 4 and 3 stand rejected over Aarras, Nishiyama, ***and*** Orsley. If the rejection is intended to include Orsley, then the reasoning with respect to dependent claims 3-5 and 10 discussed below applies, and claims 11 and 17 are allowable for at least the same reasons discussed below. Accordingly, in this instance, withdrawal of the rejection of claims 11 and 17 is respectfully requested. If Applicant's interpretation of the intended rejection is incorrect, Applicant respectfully requests clarification of the rejection of claims 11 & 17.

Independent Claim 13

Claim 13, as amended recites "a hinge assembly disposed at least partially within the base configured to rotatably couple the display component to the base, wherein the hinge assembly defines a single longitudinal axis running along an interface between the display component and the base about which the display component and the base rotate to transition between a laptop mode and an easel mode." As discussed above, the proposed combination of Aarras and Nishiyama is improper, and even in combination, the references do not teach or suggest this element. Rather, Aarras relies on a dual axis hinge to provide its book metaphor. (Please see Para. 0037, 0047, and 0057). Nishiyama discloses a single axis joint portion which includes a scroll wheel and cannot transition from a laptop mode to easel mode. (See Col. 7, line 54 – Col. 8, line 2; and Fig. 5). As discussed above, the respective teachings of Aarras and Nishiyama cannot be combined without rendering one or the other unsuited for its intended purpose or changing the nature of operation of the reference. Since both of these results are improper (see M.P.E.P. §2143.03 Sec. V & VI), the combination is *prima facie* not obvious. Furthermore, even if one were to combine the references as proposed in the Office Action, the combination does not and cannot result in a hinge assembly that "defines a single longitudinal

axis running along an interface between the display component and the base about which the display component and the base rotate to transition between a laptop mode and an easel mode" and "a scroll wheel disposed at least partially about the longitudinal axis," as recited in Applicant's claim 13 since Aarras discloses and requires a dual axis hinge. .

Accordingly, withdrawal of the rejection of claim 13 is respectfully requested. Claims 14-17 depend from claim 13 and are therefore allowable for at least the same reasons as claim 13. Accordingly, withdrawal of the rejection of claims 14-17 is respectfully requested.

Dependent Claims 3-5 and 10

The Office Action rejected claims 3-5 and 10 under 35 U.S.C. §103(a) as being unpatentable over Aarras in view of Nishiyama and further in view of U.S. Publication No. 2007/0247466 to Orsley (hereinafter Orsley). Applicant respectfully traverses the rejection.

As discussed above, the proposed combination of Aarras and Nishiyama is improper. Orsley therefore cannot be used to modify an improper combination. Furthermore, Orsley does not cure the deficiencies discussed above with respect to independent claims 1 and 7 from which claims 3-5 and 10 depend, as the modification of Aarras to include the claimed "single longitudinal axis" of claim 1 or the "single axis of rotation" of claim 7 would be improper. As discussed above, Aarras teaches and relies on a dual axis hinge, and modifying Aarras to include a single axis would result in Aarras being unsuited for intended purpose and would change the nature of operation disclosed, both of which render the proposed modification *prima facie* not obvious. (Please see M.P.E.P. §2143.01 Sec. V, VI). Thus, the combination of Arras, Nishiyama and Orsley is improper and does not render claims 1 or 7 obvious. As claims 3-5 and 10 depend from claims 1 and 7 respectively, they are allowable for at least the same reasons, and withdrawal of the rejection of claims 3-5 and 10 is respectfully requested.

Dependent Claim 12

The Office Action rejected claim 12 under 35 U.S.C. §103(a) as being unpatentable over Aarras, Nishiyama in view of Orsley and further in view of U.S. Patent No. 7,467,356 to Gettman (hereinafter Gettman). Applicant respectfully traverses the rejection.

As discussed above, the proposed combination of Aarras, Nishiyama, and Orsley is improper. Gettman cannot be used to modify an improper combination. Furthermore, Gettman

cannot cure the deficiencies discussed above with respect to independent claim 7 from which claim 12 depends, as the modification of Aarras to include the claimed "single axis of rotation" of claim 7 would be improper. As discussed above, Aarras teaches and relies on a dual axis hinge, and modifying Aarras to include a single axis would result in Aarras being unsuited for intended purpose and would change the nature of operation disclosed, both of which render the proposed modification *prima facie* not obvious. (Please see M.P.E.P. §2143.01 Sec. V, VI). Thus, the combination of Arras, Nishiyama, Orsley, and Gettman is improper and does not render claim 7 obvious. As claim 12 depends from claim 7, claim 12 is allowable for at least the same reasons, and withdrawal of the rejection of claims 12 is respectfully requested.

Newly Added Claims

New claims 18-21 have been added to further define Applicant's contribution to the art. New claims 18-21 are supported by the specification as originally filed. With respect to claim 18 please see, for example, page 3, lines 7-11. Claim 19 is supported, for example, at page 3, lines 15-20 and page 17, lines 7-9. Claim 20 is supported, for example, at page 4, line 29 – page 5, line 1. Claim 21 is supported, for example, at page 10, line 30 – page 11, line 3, and page, 18 lines 18-21. No new matter has been added.

Claims 18-21 depend from claims 1 and 7. Each of claims 18-21 is therefore allowable for at least the same reasons as its respective base claim.

CONCLUSION

In view of the foregoing amendments and remarks, reconsideration is respectfully requested. This application should now be in condition for allowance; a notice to this effect is respectfully requested. If the Examiner believes, after this amendment, that the application is not in condition for allowance, the Examiner is requested to call the Applicant's attorney at the telephone number listed below.

If this response is not considered timely filed and if a request for an extension of time is otherwise absent, Applicant hereby requests any necessary extension of time. If there is a fee occasioned by this response, including an extension fee, that is not covered by an accompanying payment, please charge any deficiency to Deposit Account No. 50/2762.

Respectfully submitted,

Yves Behar, Applicant

By: /Matthew H. Grady/

Matthew H. Grady, Reg. No. 52,957
Sarah M. Gates, Reg. No. 60,661
LANDO & ANASTASI, LLP
Riverfront Office Park
One Main Street
Cambridge, Massachusetts 02142
Tel. (617) 395-7000

Docket No.: L2039-700111
Date: July 1, 2011

Electronic Patent Application Fee Transmittal

Application Number:	12170951
Filing Date:	10-Jul-2008
Title of Invention:	PORTABLE COMPUTER WITH MULTIPLE DISPLAY CONFIGURATIONS
First Named Inventor/Applicant Name:	Yves Behar
Filer:	Matthew H. Grady
Attorney Docket Number:	L2039-700111

Filed as Large Entity

Utility under 35 USC 111(a) Filing Fees

Description	Fee Code	Quantity	Amount	Sub-Total in USD($)
Basic Filing:				
Pages:				
Claims:				
Miscellaneous-Filing:				
Petition:				
Patent-Appeals-and-Interference:				
Post-Allowance-and-Post-Issuance:				
Extension-of-Time:				

Description	Fee Code	Quantity	Amount	Sub-Total in USD($)
Miscellaneous:				
Submission- Information Disclosure Stmt	1806	1	180	180
		Total in USD ($)		**180**

Electronic Acknowledgement Receipt

EFS ID:	10438027
Application Number:	12170951
International Application Number:	
Confirmation Number:	2004
Title of Invention:	PORTABLE COMPUTER WITH MULTIPLE DISPLAY CONFIGURATIONS
First Named Inventor/Applicant Name:	Yves Behar
Customer Number:	37462
Filer:	Matthew H. Grady
Filer Authorized By:	
Attorney Docket Number:	L2039-700111
Receipt Date:	01-JUL-2011
Filing Date:	10-JUL-2008
Time Stamp:	20:51:37
Application Type:	Utility under 35 USC 111(a)

Payment information:

Submitted with Payment	yes
Payment Type	Deposit Account
Payment was successfully received in RAM	$180
RAM confirmation Number	5528
Deposit Account	502762
Authorized User	

The Director of the USPTO is hereby authorized to charge indicated fees and credit any overpayment as follows:

Charge any Additional Fees required under 37 C.F.R. Section 1.16 (National application filing, search, and examination fees)

Charge any Additional Fees required under 37 C.F.R. Section 1.17 (Patent application and reexamination processing fees)

Charge any Additional Fees required under 37 C.F.R. Section 1.19 (Document supply fees)

Charge any Additional Fees required under 37 C.F.R. Section 1.20 (Post Issuance fees)

Charge any Additional Fees required under 37 C.F.R. Section 1.21 (Miscellaneous fees and charges)

File Listing:

Document Number	Document Description	File Name	File Size(Bytes)/ Message Digest	Multi Part /.zip	Pages (if appl.)
1	Information Disclosure Statement (IDS) Form (SB08)	L2039-700111_-_Information_Disclosure_Statement_Fillable_PDF.pdf	612366 42f76803ca9c3fd29704874c241a3d23ca88a64e	no	4
Warnings:					
Information:					
2		L2039-70011_IDS_Rsp_1119201_1.pdf	54042 224132438304b9b06e8c20b1b30fc18687d94755	yes	13

	Multipart Description/PDF files in .zip description		
	Document Description	**Start**	**End**
	Amendment/Req. Reconsideration-After Non-Final Reject	1	1
	Claims	2	5
	Applicant Arguments/Remarks Made in an Amendment	6	13

Warnings:					
Information:					
3	Fee Worksheet (SB06)	fee-info.pdf	30659 17ebe0ea1972cc31f41f2115a6c0abf0c5bc8f4d	no	2
Warnings:					
Information:					
		Total Files Size (in bytes):	697067		

This Acknowledgement Receipt evidences receipt on the noted date by the USPTO of the indicated documents, characterized by the applicant, and including page counts, where applicable. It serves as evidence of receipt similar to a Post Card, as described in MPEP 503.

New Applications Under 35 U.S.C. 111

If a new application is being filed and the application includes the necessary components for a filing date (see 37 CFR 1.53(b)-(d) and MPEP 506), a Filing Receipt (37 CFR 1.54) will be issued in due course and the date shown on this Acknowledgement Receipt will establish the filing date of the application.

National Stage of an International Application under 35 U.S.C. 371

If a timely submission to enter the national stage of an international application is compliant with the conditions of 35 U.S.C. 371 and other applicable requirements a Form PCT/DO/EO/903 indicating acceptance of the application as a national stage submission under 35 U.S.C. 371 will be issued in addition to the Filing Receipt, in due course.

New International Application Filed with the USPTO as a Receiving Office

If a new international application is being filed and the international application includes the necessary components for an international filing date (see PCT Article 11 and MPEP 1810), a Notification of the International Application Number and of the International Filing Date (Form PCT/RO/105) will be issued in due course, subject to prescriptions concerning national security, and the date shown on this Acknowledgement Receipt will establish the international filing date of the application.

PTO/SB/08a (01-10)
Approved for use through 07/31/2012. OMB 0651-0031
U.S. Patent and Trademark Office; U.S. DEPARTMENT OF COMMERCE
Under the Paperwork Reduction Act of 1995, no persons are required to respond to a collection of information unless it contains a valid OMB control number.

INFORMATION DISCLOSURE STATEMENT BY APPLICANT

(Not for submission under 37 CFR 1.99)

Application Number	12170951
Filing Date	2008-07-10
First Named Inventor	Yves Behar
Art Unit	2629
Examiner Name	Abebe, Sosina
Attorney Docket Number	L2039-700111

U.S.PATENTS Remove

Examiner Initial*	Cite No	Patent Number	Kind Code[1]	Issue Date	Name of Patentee or Applicant of cited Document	Pages,Columns,Lines where Relevant Passages or Relevant Figures Appear
	1					

If you wish to add additional U.S. Patent citation information please click the Add button. Add

U.S.PATENT APPLICATION PUBLICATIONS Remove

Examiner Initial*	Cite No	Publication Number	Kind Code[1]	Publication Date	Name of Patentee or Applicant of cited Document	Pages,Columns,Lines where Relevant Passages or Relevant Figures Appear
	1	20040001049		2004-01-01	Oakley	
	2	20020010707		2002-01-24	CHANG et al.	

If you wish to add additional U.S. Published Application citation information please click the Add button. Add

FOREIGN PATENT DOCUMENTS Remove

Examiner Initial*	Cite No	Foreign Document Number[3]	Country Code[2] i	Kind Code[4]	Publication Date	Name of Patentee or Applicant of cited Document	Pages,Columns,Lines where Relevant Passages or Relevant Figures Appear	T[5]
	1							☐

If you wish to add additional Foreign Patent Document citation information please click the Add button Add

NON-PATENT LITERATURE DOCUMENTS Remove

INFORMATION DISCLOSURE STATEMENT BY APPLICANT

(Not for submission under 37 CFR 1.99)

Application Number	12170951
Filing Date	2008-07-10
First Named Inventor	Yves Behar
Art Unit	2629
Examiner Name	Abebe, Sosina
Attorney Docket Number	L2039-700111

Examiner Initials*	Cite No	Include name of the author (in CAPITAL LETTERS), title of the article (when appropriate), title of the item (book, magazine, journal, serial, symposium, catalog, etc), date, pages(s), volume-issue number(s), publisher, city and/or country where published.	T[5]
	1		☐

If you wish to add additional non-patent literature document citation information please click the Add button Add

EXAMINER SIGNATURE

Examiner Signature		Date Considered	

*EXAMINER: Initial if reference considered, whether or not citation is in conformance with MPEP 609. Draw line through a citation if not in conformance and not considered. Include copy of this form with next communication to applicant.

[1] See Kind Codes of USPTO Patent Documents at www.USPTO.GOV or MPEP 901.04. [2] Enter office that issued the document, by the two-letter code (WIPO Standard ST.3). [3] For Japanese patent documents, the indication of the year of the reign of the Emperor must precede the serial number of the patent document. [4] Kind of document by the appropriate symbols as indicated on the document under WIPO Standard ST.16 if possible. [5] Applicant is to place a check mark here if English language translation is attached.

INFORMATION DISCLOSURE STATEMENT BY APPLICANT (Not for submission under 37 CFR 1.99)		
	Application Number	12170951
	Filing Date	2008-07-10
	First Named Inventor	Yves Behar
	Art Unit	2629
	Examiner Name	Abebe, Sosina
	Attorney Docket Number	L2039-700111

CERTIFICATION STATEMENT

Please see 37 CFR 1.97 and 1.98 to make the appropriate selection(s):

☐ That each item of information contained in the information disclosure statement was first cited in any communication from a foreign patent office in a counterpart foreign application not more than three months prior to the filing of the information disclosure statement. See 37 CFR 1.97(e)(1).

OR

☐ That no item of information contained in the information disclosure statement was cited in a communication from a foreign patent office in a counterpart foreign application, and, to the knowledge of the person signing the certification after making reasonable inquiry, no item of information contained in the information disclosure statement was known to any individual designated in 37 CFR 1.56(c) more than three months prior to the filing of the information disclosure statement. See 37 CFR 1.97(e)(2).

☐ See attached certification statement.

☒ The fee set forth in 37 CFR 1.17 (p) has been submitted herewith.

☐ A certification statement is not submitted herewith.

SIGNATURE

A signature of the applicant or representative is required in accordance with CFR 1.33, 10.18. Please see CFR 1.4(d) for the form of the signature.

Signature	/Matthew H. Grady/	Date (YYYY-MM-DD)	2011-07-01
Name/Print	Matthew H. Grady	Registration Number	52957

This collection of information is required by 37 CFR 1.97 and 1.98. The information is required to obtain or retain a benefit by the public which is to file (and by the USPTO to process) an application. Confidentiality is governed by 35 U.S.C. 122 and 37 CFR 1.14. This collection is estimated to take 1 hour to complete, including gathering, preparing and submitting the completed application form to the USPTO. Time will vary depending upon the individual case. Any comments on the amount of time you require to complete this form and/or suggestions for reducing this burden, should be sent to the Chief Information Officer, U.S. Patent and Trademark Office, U.S. Department of Commerce, P.O. Box 1450, Alexandria, VA 22313-1450. DO NOT SEND FEES OR COMPLETED FORMS TO THIS ADDRESS. **SEND TO: Commissioner for Patents, P.O. Box 1450, Alexandria, VA 22313-1450.**

Privacy Act Statement

The Privacy Act of 1974 (P.L. 93-579) requires that you be given certain information in connection with your submission of the attached form related to a patent application or patent. Accordingly, pursuant to the requirements of the Act, please be advised that: (1) the general authority for the collection of this information is 35 U.S.C. 2(b)(2); (2) furnishing of the information solicited is voluntary; and (3) the principal purpose for which the information is used by the U.S. Patent and Trademark Office is to process and/or examine your submission related to a patent application or patent. If you do not furnish the requested information, the U.S. Patent and Trademark Office may not be able to process and/or examine your submission, which may result in termination of proceedings or abandonment of the application or expiration of the patent.

The information provided by you in this form will be subject to the following routine uses:

1. The information on this form will be treated confidentially to the extent allowed under the Freedom of Information Act (5 U.S.C. 552) and the Privacy Act (5 U.S.C. 552a). Records from this system of records may be disclosed to the Department of Justice to determine whether the Freedom of Information Act requires disclosure of these record s.

2. A record from this system of records may be disclosed, as a routine use, in the course of presenting evidence to a court, magistrate, or administrative tribunal, including disclosures to opposing counsel in the course of settlement negotiations.

3. A record in this system of records may be disclosed, as a routine use, to a Member of Congress submitting a request involving an individual, to whom the record pertains, when the individual has requested assistance from the Member with respect to the subject matter of the record.

4. A record in this system of records may be disclosed, as a routine use, to a contractor of the Agency having need for the information in order to perform a contract. Recipients of information shall be required to comply with the requirements of the Privacy Act of 1974, as amended, pursuant to 5 U.S.C. 552a(m).

5. A record related to an International Application filed under the Patent Cooperation Treaty in this system of records may be disclosed, as a routine use, to the International Bureau of the World Intellectual Property Organization, pursuant to the Patent Cooperation Treaty.

6. A record in this system of records may be disclosed, as a routine use, to another federal agency for purposes of National Security review (35 U.S.C. 181) and for review pursuant to the Atomic Energy Act (42 U.S.C. 218(c)).

7. A record from this system of records may be disclosed, as a routine use, to the Administrator, General Services, or his/her designee, during an inspection of records conducted by GSA as part of that agency's responsibility to recommend improvements in records management practices and programs, under authority of 44 U.S.C. 2904 and 2906. Such disclosure shall be made in accordance with the GSA regulations governing inspection of records for this purpose, and any other relevant (i.e., GSA or Commerce) directive. Such disclosure shall not be used to make determinations about individuals.

8. A record from this system of records may be disclosed, as a routine use, to the public after either publication of the application pursuant to 35 U.S.C. 122(b) or issuance of a patent pursuant to 35 U.S.C. 151. Further, a record may be disclosed, subject to the limitations of 37 CFR 1.14, as a routine use, to the public if the record was filed in an application which became abandoned or in which the proceedings were terminated and which application is referenced by either a published application, an application open to public inspections or an issued patent.

9. A record from this system of records may be disclosed, as a routine use, to a Federal, State, or local law enforcement agency, if the USPTO becomes aware of a violation or potential violation of law or regulation.

PTO/SB/06 (07-06)
Approved for use through 1/31/2007. OMB 0651-0032
U.S. Patent and Trademark Office; U.S. DEPARTMENT OF COMMERCE
Under the Paperwork Reduction Act of 1995, no persons are required to respond to a collection of information unless it displays a valid OMB control number.

PATENT APPLICATION FEE DETERMINATION RECORD

Substitute for Form PTO-875

Application or Docket Number	Filing Date	☐ To be Mailed
12/170,951	07/10/2008	

APPLICATION AS FILED – PART I

FOR	(Column 1) NUMBER FILED	(Column 2) NUMBER EXTRA	SMALL ENTITY RATE ($)	SMALL ENTITY FEE ($)	OR	OTHER THAN SMALL ENTITY RATE ($)	OTHER THAN SMALL ENTITY FEE ($)
☐ BASIC FEE (37 CFR 1.16(a), (b), or (c))	N/A	N/A	N/A			N/A	
☐ SEARCH FEE (37 CFR 1.16(k), (i), or (m))	N/A	N/A	N/A			N/A	
☐ EXAMINATION FEE (37 CFR 1.16(o), (p), or (q))	N/A	N/A	N/A			N/A	
TOTAL CLAIMS (37 CFR 1.16(i))	minus 20 =	*	X $ =		OR	X $ =	
INDEPENDENT CLAIMS (37 CFR 1.16(h))	minus 3 =	*	X $ =			X $ =	
☐ APPLICATION SIZE FEE (37 CFR 1.16(s))	If the specification and drawings exceed 100 sheets of paper, the application size fee due is $250 ($125 for small entity) for each additional 50 sheets or fraction thereof. See 35 U.S.C. 41(a)(1)(G) and 37 CFR 1.16(s).						
☐ MULTIPLE DEPENDENT CLAIM PRESENT (37 CFR 1.16(j))							
* If the difference in column 1 is less than zero, enter "0" in column 2.			TOTAL			TOTAL	

APPLICATION AS AMENDED – PART II

AMENDMENT 07/01/2011

	(Column 1) CLAIMS REMAINING AFTER AMENDMENT		(Column 2) HIGHEST NUMBER PREVIOUSLY PAID FOR	(Column 3) PRESENT EXTRA	SMALL ENTITY RATE ($)	SMALL ENTITY ADDITIONAL FEE ($)	OR	OTHER THAN SMALL ENTITY RATE ($)	OTHER THAN SMALL ENTITY ADDITIONAL FEE ($)
Total (37 CFR 1.16(i))	* 20	Minus	** 20	= 0	X $ =		OR	X $52=	0
Independent (37 CFR 1.16(h))	* 3	Minus	***3	= 0	X $ =		OR	X $220=	0
☐ Application Size Fee (37 CFR 1.16(s))									
☐ FIRST PRESENTATION OF MULTIPLE DEPENDENT CLAIM (37 CFR 1.16(j))							OR		
					TOTAL ADD'L FEE		OR	TOTAL ADD'L FEE	0

AMENDMENT

	(Column 1) CLAIMS REMAINING AFTER AMENDMENT		(Column 2) HIGHEST NUMBER PREVIOUSLY PAID FOR	(Column 3) PRESENT EXTRA	RATE ($)	ADDITIONAL FEE ($)		RATE ($)	ADDITIONAL FEE ($)
Total (37 CFR 1.16(i))	*	Minus	**	=	X $ =		OR	X $ =	
Independent (37 CFR 1.16(h))	*	Minus	***	=	X $ =		OR	X $ =	
☐ Application Size Fee (37 CFR 1.16(s))									
☐ FIRST PRESENTATION OF MULTIPLE DEPENDENT CLAIM (37 CFR 1.16(j))							OR		
					TOTAL ADD'L FEE		OR	TOTAL ADD'L FEE	

* If the entry in column 1 is less than the entry in column 2, write "0" in column 3.

** If the "Highest Number Previously Paid For" IN THIS SPACE is less than 20, enter "20".

*** If the "Highest Number Previously Paid For" IN THIS SPACE is less than 3, enter "3".

The "Highest Number Previously Paid For" (Total or Independent) is the highest number found in the appropriate box in column 1.

Legal Instrument Examiner:
/BRENDA WEBB/

This collection of information is required by 37 CFR 1.16. The information is required to obtain or retain a benefit by the public which is to file (and by the USPTO to process) an application. Confidentiality is governed by 35 U.S.C. 122 and 37 CFR 1.14. This collection is estimated to take 12 minutes to complete, including gathering, preparing, and submitting the completed application form to the USPTO. Time will vary depending upon the individual case. Any comments on the amount of time you require to complete this form and/or suggestions for reducing this burden, should be sent to the Chief Information Officer, U.S. Patent and Trademark Office, U.S. Department of Commerce, P.O. Box 1450, Alexandria, VA 22313-1450. DO NOT SEND FEES OR COMPLETED FORMS TO THIS ADDRESS. **SEND TO: Commissioner for Patents, P.O. Box 1450, Alexandria, VA 22313-1450.**

If you need assistance in completing the form, call 1-800-PTO-9199 and select option 2.

UNITED STATES PATENT AND TRADEMARK OFFICE

UNITED STATES DEPARTMENT OF COMMERCE
United States Patent and Trademark Office
Address: COMMISSIONER FOR PATENTS
P.O. Box 1450
Alexandria, Virginia 22313-1450
www.uspto.gov

APPLICATION NO.	FILING DATE	FIRST NAMED INVENTOR	ATTORNEY DOCKET NO.	CONFIRMATION NO.
12/170,951	07/10/2008	Yves Behar	L2039-700111	2004

37462 7590 06/30/2011

LANDO & ANASTASI, LLP
ONE MAIN STREET, SUITE 1100
CAMBRIDGE, MA 02142

EXAMINER	
ABEBE, SOSINA	
ART UNIT	**PAPER NUMBER**
2629	

NOTIFICATION DATE	DELIVERY MODE
06/30/2011	ELECTRONIC

Please find below and/or attached an Office communication concerning this application or proceeding.

The time period for reply, if any, is set in the attached communication.

Notice of the Office communication was sent electronically on above-indicated "Notification Date" to the following e-mail address(es):

docketing@LALaw.com
gengelson@LALaw.com

Interview Summary	Application No.	Applicant(s)	
	12/170,951	BEHAR ET AL.	
	Examiner	Art Unit	
	SOSINA ABEBE	2629	

All participants (applicant, applicant's representative, PTO personnel):

(1) *SOSINA ABEBE*.

(2) *Matthew Grady*.

(3) *Sarah Gates*.

(4) _____.

Date of Interview: *20 June 2011*.

Type: a)☒ Telephonic b)☐ Video Conference
c)☐ Personal [copy given to: 1)☐ applicant 2)☐ applicant's representative]

Exhibit shown or demonstration conducted: d)☐ Yes e)☒ No.
If Yes, brief description: _____.

Claim(s) discussed: *1*.

Identification of prior art discussed: *Aarras (2006/0264243) and Nishiyama (EP0588210)*.

Agreement with respect to the claims f)☐ was reached. g)☒ was not reached. h)☐ N/A.

Substance of Interview including description of the general nature of what was agreed to if an agreement was reached, or any other comments: *Discussed the rejection of claim 1 and potential amendments to overcome the prior art of record. Agreement was not reached*.

(A fuller description, if necessary, and a copy of the amendments which the examiner agreed would render the claims allowable, if available, must be attached. Also, where no copy of the amendments that would render the claims allowable is available, a summary thereof must be attached.)

THE FORMAL WRITTEN REPLY TO THE LAST OFFICE ACTION MUST INCLUDE THE SUBSTANCE OF THE INTERVIEW. (See MPEP Section 713.04). If a reply to the last Office action has already been filed, APPLICANT IS GIVEN A NON-EXTENDABLE PERIOD OF THE LONGER OF ONE MONTH OR THIRTY DAYS FROM THIS INTERVIEW DATE, OR THE MAILING DATE OF THIS INTERVIEW SUMMARY FORM, WHICHEVER IS LATER, TO FILE A STATEMENT OF THE SUBSTANCE OF THE INTERVIEW. See Summary of Record of Interview requirements on reverse side or on attached sheet.

/S. A./ Examiner, Art Unit 2629	/Bipin Shalwala/ Supervisory Patent Examiner, Art Unit 2629

Summary of Record of Interview Requirements

Manual of Patent Examining Procedure (MPEP), Section 713.04, Substance of Interview Must be Made of Record
A complete written statement as to the substance of any face-to-face, video conference, or telephone interview with regard to an application must be made of record in the application whether or not an agreement with the examiner was reached at the interview.

Title 37 Code of Federal Regulations (CFR) § 1.133 Interviews
Paragraph (b)

In every instance where reconsideration is requested in view of an interview with an examiner, a complete written statement of the reasons presented at the interview as warranting favorable action must be filed by the applicant. An interview does not remove the necessity for reply to Office action as specified in §§ 1.111, 1.135. (35 U.S.C. 132)

37 CFR §1.2 Business to be transacted in writing.
All business with the Patent or Trademark Office should be transacted in writing. The personal attendance of applicants or their attorneys or agents at the Patent and Trademark Office is unnecessary. The action of the Patent and Trademark Office will be based exclusively on the written record in the Office. No attention will be paid to any alleged oral promise, stipulation, or understanding in relation to which there is disagreement or doubt.

The action of the Patent and Trademark Office cannot be based exclusively on the written record in the Office if that record is itself incomplete through the failure to record the substance of interviews.

It is the responsibility of the applicant or the attorney or agent to make the substance of an interview of record in the application file, unless the examiner indicates he or she will do so. It is the examiner's responsibility to see that such a record is made and to correct material inaccuracies which bear directly on the question of patentability.

Examiners must complete an Interview Summary Form for each interview held where a matter of substance has been discussed during the interview by checking the appropriate boxes and filling in the blanks. Discussions regarding only procedural matters, directed solely to restriction requirements for which interview recordation is otherwise provided for in Section 812.01 of the Manual of Patent Examining Procedure, or pointing out typographical errors or unreadable script in Office actions or the like, are excluded from the interview recordation procedures below. Where the substance of an interview is completely recorded in an Examiners Amendment, no separate Interview Summary Record is required.

The Interview Summary Form shall be given an appropriate Paper No., placed in the right hand portion of the file, and listed on the "Contents" section of the file wrapper. In a personal interview, a duplicate of the Form is given to the applicant (or attorney or agent) at the conclusion of the interview. In the case of a telephone or video-conference interview, the copy is mailed to the applicant's correspondence address either with or prior to the next official communication. If additional correspondence from the examiner is not likely before an allowance or if other circumstances dictate, the Form should be mailed promptly after the interview rather than with the next official communication.

The Form provides for recordation of the following information:
- Application Number (Series Code and Serial Number)
- Name of applicant
- Name of examiner
- Date of interview
- Type of interview (telephonic, video-conference, or personal)
- Name of participant(s) (applicant, attorney or agent, examiner, other PTO personnel, etc.)
- An indication whether or not an exhibit was shown or a demonstration conducted
- An identification of the specific prior art discussed
- An indication whether an agreement was reached and if so, a description of the general nature of the agreement (may be by attachment of a copy of amendments or claims agreed as being allowable). Note: Agreement as to allowability is tentative and does not restrict further action by the examiner to the contrary.
- The signature of the examiner who conducted the interview (if Form is not an attachment to a signed Office action)

It is desirable that the examiner orally remind the applicant of his or her obligation to record the substance of the interview of each case. It should be noted, however, that the Interview Summary Form will not normally be considered a complete and proper recordation of the interview unless it includes, or is supplemented by the applicant or the examiner to include, all of the applicable items required below concerning the substance of the interview.

A complete and proper recordation of the substance of any interview should include at least the following applicable items:

1) A brief description of the nature of any exhibit shown or any demonstration conducted,
2) an identification of the claims discussed,
3) an identification of the specific prior art discussed,
4) an identification of the principal proposed amendments of a substantive nature discussed, unless these are already described on the Interview Summary Form completed by the Examiner,
5) a brief identification of the general thrust of the principal arguments presented to the examiner,
   (The identification of arguments need not be lengthy or elaborate. A verbatim or highly detailed description of the arguments is not required. The identification of the arguments is sufficient if the general nature or thrust of the principal arguments made to the examiner can be understood in the context of the application file. Of course, the applicant may desire to emphasize and fully describe those arguments which he or she feels were or might be persuasive to the examiner.)
6) a general indication of any other pertinent matters discussed, and
7) if appropriate, the general results or outcome of the interview unless already described in the Interview Summary Form completed by the examiner.

Examiners are expected to carefully review the applicant's record of the substance of an interview. If the record is not complete and accurate, the examiner will give the applicant an extendable one month time period to correct the record.

Examiner to Check for Accuracy

If the claims are allowable for other reasons of record, the examiner should send a letter setting forth the examiner's version of the statement attributed to him or her. If the record is complete and accurate, the examiner should place the indication, "Interview Record OK" on the paper recording the substance of the interview along with the date and the examiner's initials.

To: docketing@LALaw.com,gengelson@LALaw.com,
From: PAIR_eOfficeAction@uspto.gov
Cc: PAIR_eOfficeAction@uspto.gov
Subject: Private PAIR Correspondence Notification for Customer Number 37462

Jun 30, 2011 05:25:46 AM

Dear PAIR Customer:

LANDO & ANASTASI, LLP
ONE MAIN STREET, SUITE 1100
CAMBRIDGE, MA 02142
UNITED STATES

The following USPTO patent application(s) associated with your Customer Number, 37462 , have new outgoing correspondence. This correspondence is now available for viewing in Private PAIR.

The official date of notification of the outgoing correspondence will be indicated on the form PTOL-90 accompanying the correspondence.

Disclaimer:
The list of documents shown below is provided as a courtesy and is not part of the official file wrapper. The content of the images shown in PAIR is the official record.

Application	Document	Mailroom Date	Attorney Docket No.
12170951	EXIN	06/30/2011	L2039-700111

To view your correspondence online or update your email addresses, please visit us anytime at https://sportal.uspto.gov/secure/myportal/privatepair.

If you have any questions, please email the Electronic Business Center (EBC) at EBC@uspto.gov with 'e-Office Action' on the subject line or call 1-866-217-9197 during the following hours:

Monday - Friday 6:00 a.m. to 12:00 a.m.

Thank you for prompt attention to this notice,

UNITED STATES PATENT AND TRADEMARK OFFICE

PATENT APPLICATION INFORMATION RETRIEVAL SYSTEM

UNITED STATES PATENT AND TRADEMARK OFFICE

UNITED STATES DEPARTMENT OF COMMERCE
United States Patent and Trademark Office
Address: COMMISSIONER FOR PATENTS
P.O. Box 1450
Alexandria, Virginia 22313-1450
www.uspto.gov

APPLICATION NO.	FILING DATE	FIRST NAMED INVENTOR	ATTORNEY DOCKET NO.	CONFIRMATION NO.
12/170,951	07/10/2008	Yves Behar	L2039-700111	2004

37462 7590 04/04/2011

LANDO & ANASTASI, LLP
ONE MAIN STREET, SUITE 1100
CAMBRIDGE, MA 02142

EXAMINER	
ABEBE, SOSINA	
ART UNIT	**PAPER NUMBER**
2629	

NOTIFICATION DATE	DELIVERY MODE
04/04/2011	ELECTRONIC

Please find below and/or attached an Office communication concerning this application or proceeding.

The time period for reply, if any, is set in the attached communication.

Notice of the Office communication was sent electronically on above-indicated "Notification Date" to the following e-mail address(es):

docketing@LALaw.com
gengelson@LALaw.com

Office Action Summary	Application No.	Applicant(s)	
	12/170,951	BEHAR ET AL.	
	Examiner	Art Unit	
	SOSINA ABEBE	2629	

-- The MAILING DATE of this communication appears on the cover sheet with the correspondence address --

Period for Reply

A SHORTENED STATUTORY PERIOD FOR REPLY IS SET TO EXPIRE *3* MONTH(S) OR THIRTY (30) DAYS, WHICHEVER IS LONGER, FROM THE MAILING DATE OF THIS COMMUNICATION.

- Extensions of time may be available under the provisions of 37 CFR 1.136(a). In no event, however, may a reply be timely filed after SIX (6) MONTHS from the mailing date of this communication.
- If NO period for reply is specified above, the maximum statutory period will apply and will expire SIX (6) MONTHS from the mailing date of this communication.
- Failure to reply within the set or extended period for reply will, by statute, cause the application to become ABANDONED (35 U.S.C. § 133). Any reply received by the Office later than three months after the mailing date of this communication, even if timely filed, may reduce any earned patent term adjustment. See 37 CFR 1.704(b).

Status

1)☒ Responsive to communication(s) filed on *10 July 2008*.

2a)☐ This action is **FINAL**. 2b)☒ This action is non-final.

3)☐ Since this application is in condition for allowance except for formal matters, prosecution as to the merits is closed in accordance with the practice under *Ex parte Quayle*, 1935 C.D. 11, 453 O.G. 213.

Disposition of Claims

4)☒ Claim(s) *1-17* is/are pending in the application.

4a) Of the above claim(s) _____ is/are withdrawn from consideration.

5)☐ Claim(s) _____ is/are allowed.

6)☒ Claim(s) *1-17* is/are rejected.

7)☐ Claim(s) _____ is/are objected to.

8)☐ Claim(s) _____ are subject to restriction and/or election requirement.

Application Papers

9)☐ The specification is objected to by the Examiner.

10)☒ The drawing(s) filed on *10 July 2008* is/are: a)☒ accepted or b)☐ objected to by the Examiner.

Applicant may not request that any objection to the drawing(s) be held in abeyance. See 37 CFR 1.85(a).

Replacement drawing sheet(s) including the correction is required if the drawing(s) is objected to. See 37 CFR 1.121(d).

11)☐ The oath or declaration is objected to by the Examiner. Note the attached Office Action or form PTO-152.

Priority under 35 U.S.C. § 119

12)☐ Acknowledgment is made of a claim for foreign priority under 35 U.S.C. § 119(a)-(d) or (f).

a)☐ All b)☐ Some * c)☐ None of:

1.☐ Certified copies of the priority documents have been received.

2.☐ Certified copies of the priority documents have been received in Application No. _____.

3.☐ Copies of the certified copies of the priority documents have been received in this National Stage application from the International Bureau (PCT Rule 17.2(a)).

* See the attached detailed Office action for a list of the certified copies not received.

Attachment(s)

1) ☒ Notice of References Cited (PTO-892)
2) ☐ Notice of Draftsperson's Patent Drawing Review (PTO-948)
3) ☒ Information Disclosure Statement(s) (PTO/SB/08) Paper No(s)/Mail Date *10/09/2008,12/18/2009,11/03/2010,02/25/2011*.
4) ☐ Interview Summary (PTO-413) Paper No(s)/Mail Date. _____ .
5) ☐ Notice of Informal Patent Application
6) ☐ Other: _____.

DETAILED ACTION

Claim Rejections - 35 USC § 103

1. The following is a quotation of 35 U.S.C. 103(a) which forms the basis for all obviousness rejections set forth in this Office action:

> (a) A patent may not be obtained though the invention is not identically disclosed or described as set forth in section 102 of this title, if the differences between the subject matter sought to be patented and the prior art are such that the subject matter as a whole would have been obvious at the time the invention was made to a person having ordinary skill in the art to which said subject matter pertains. Patentability shall not be negatived by the manner in which the invention was made.

The factual inquiries set forth in **Graham v. John Deere Co., 383 U.S. 1, 148 USPQ 459 (1966)**, that are applied for establishing a background for determining obviousness under 35 U.S.C. 103(a) are summarized as follows: **(See MPEP Ch. 2141)**

a. Determining the scope and contents of the prior art;
b. Ascertaining the differences between the prior art and the claims in issue;
c. Resolving the level of ordinary skill in the pertinent art; and
d. Evaluating evidence of secondary considerations for indicating obviousness or nonobviousness.

2. **Claims 1 – 2, 6 – 9, 11, 13 - 17 are rejected under 35 U.S.C. 103(a) as being unpatentable over Aarras "2006/0264243" in view of Nishiyama "EP0588210".**

Re-Claim 1, Aarras teaches a portable computer comprising: (par. [0033]; lines 1 - 6)

a base (fig. 2; item 14);

a display component (item 12) rotatably coupled to the base (item 14) such that the display component (item 12) and the base (item 14) are rotatable with respect to one another about a longitudinal axis running along an interface between the display component (item 12) and the base (item 14), the display component (item 12) including a display screen (item 30); and (par. [0039]; lines 1 - 7)

Aarras teaches a sensor 46 to sense when the first and second sections are moved relative to each other **but fails to teach** a scroll wheel disposed at least partially within the base and rotatable about the longitudinal axis, the scroll wheel configured to permit a user to control at least one of operating parameters of the portable computer and content displayed on the display screen.

However, Nishiyama discloses a scroll wheel (scroll wheel is equivalent to selector fig. 3; item 8) disposed at least partially within the base and rotatable about the longitudinal axis, the scroll wheel (item 8) configured to permit a user to control at least one of operating parameters of the portable computer and content displayed on the display screen (fig. 1; item 7). (col. 5; lines 12 – 17)

It would have been obvious to one of ordinary skill in the art at the time of the invention to incorporate teachings of Aarras into Nishiyama provided with a display section includes a rotary selector which turns to select various functions. (Nishiyama, Abstract)

Re-claim 2, the combination of Aarras and Nishiyama as a whole further teach where the scroll wheel (fig. 3; item 8 (selector)) is configured to permit the user to adjust a volume of sound produced by the portable computer. (Nishiyama, col. 5; lines 19 - 20)

Re-Claim 6, the combination of Aarras and Nishiyama as a whole further teach wherein the scroll wheel (fig. 3; item 8 (selector)) is configured to permit the user to select a mode of content for display by the portable computer. (Nishiyama, col. 6; lines 43 – 49)

Re-Claim 7, Aarras teaches a portable computer configurable between a plurality of display modes (figures 1 & 2) including a laptop mode (fig. 2) and an easel mode (fig. 1), the portable computer comprising: (par. [0033]; lines 1 - 6)

a base (fig. 2; item 14);

a display component (item 12) rotatably coupled to the base (item 14) and including a screen (item 30) which displays content; and (par. [0039]; lines 1 - 7)

Aarras teaches a sensor 46 to sense when the first and second sections are moved relative to each other **but fails to teach** a scroll wheel accessible in each of the plurality of display modes and configured to permit a user to manipulate at least one of operating parameters of the portable computer and the content displayed on the screen.

However, Nishiyama discloses a scroll wheel (fig. 3; item 8 (selector)) accessible in each of the plurality of display modes and configured to permit a user to manipulate at least one of operating parameters of the portable computer and the content displayed on the screen (fig. 1; item 7). (col. 5; lines 12 – 17)

It would have been obvious to one of ordinary skill in the art at the time of the invention to incorporate teachings of Aarras into Nishiyama provided with a display section includes a rotary selector which turns to select various functions. (Nishiyama, Abstract)

Re-Claim 8, the combination of Aarras and Nishiyama as a whole further teach wherein the scroll wheel (fig. 3; item 8 (selector)) is disposed at leas partially about an axis of rotation of the display component relative to the base. (par. [0039]; lines 3 – 6)

Re-Claim 9, Aarras teaches wherein the axis of rotation runs along an interface between the display component (fig. 2; item 12) and the base (item 14). (par. [0058]; lines 9 - 10)

Re-Claim 11, is rejected as applied to claim 4 above because the scope and contents of the recited limitations are substantially the same.

Re-Claim 13, Aarras teaches a portable computer comprising: (par. [0033]; lines 1 - 6)

a base (fig. 2; item 14);

a display component (item 12) including a screen (item 30) configured to display content;

a hinge assembly (item 16) configured to rotatably couple the display component (item 12) to the base (item 14) and to permit rotation of the display component (item 12) about a longitudinal axis running along an interface between the display component (item 12) and the base (item 14); and (par. [0039]; lines 1 - 7)

Aarras teaches a sensor 46 to sense when the first and second sections are moved relative to each other **but fails to teach** a scroll wheel disposed at least partially about the longitudinal axis. **However, Nishiyama discloses** a scroll wheel (fig. 3; item 8 (selector)) disposed at least partially about the longitudinal axis. (see fig. 3)

It would have been obvious to one of ordinary skill in the art at the time of the invention to incorporate teachings of Aarras into Nishiyama provided with a display section includes a rotary selector which turns to select various functions. (Nishiyama, Abstract)

Re-Claim 14, the combination of Aarras and Nishiyama as a whole further teach wherein the scroll wheel (fig. 3; item 8 (selector)) is configured to permit a user to manipulate the content displayed on the screen. (Nishiyama, col. 5; lines 50 - 56)

Re-Claim 15, is rejected as applied to claim 2 above because the scope and contents of the recited limitations are substantially the same.

Re-Claim 16, the combination of Aarras and Nishiyama as a whole further teach wherein the scroll wheel (fig. 3; item 8 (selector)) is disposed at least partially within the hinge assembly. (fig. 1; item 5)

Re-Claim 17, is rejected as applied to claim 3 above because the scope and contents of the recited limitations are substantially the same.

3. **Claims 3 – 5 and 10 are rejected under 35 U.S.C. 103(a) as being unpatentable over Aarras "2006/0264243" in view of Nishiyama "EP0588210" and further in view of Orsley "US 2007/0247446".**

Re-Claim 3, Aarras teaches a sensor 46 to sense when the first and second sections are moved relative to each other **but fails to teach** a first navigation button disposed on one of the base and the display component and configured to permit the user to manipulate selected content displayed on the screen.

However, Orsley discloses a first navigation button disposed on one of the base and the display component and configured to permit the user to manipulate selected content displayed on the screen. (par. [0037] – [0040])

It would have been obvious to one of ordinary skill in the art at the time of the invention to incorporate teachings of Aarras into Nishiyama and Orsley to provide a navigation button for activating a function of the electronic device.

Re-Claim 4, the combination of Aarras, Nishiyama and Orsley as a whole further teach wherein the screen is configured to display at least one of a plurality of modes of content; and wherein the navigation button is configured to permit the user to select for display one of the plurality of modes of content. (Orsley, par. [0040]; lines 1 – 8)

Re-Claim 5, the combination of Aarras, Nishiyama and Orsley as a whole further teach a second navigation button; wherein the first navigation button is disposed on a major surface of the base; and wherein the second navigation button is disposed on a minor surface of the base. (Orsley, par. [025]; lines 1 – 19)

Re-Claim 10, the combination of Aarras, Nishiyama and Orsley as a whole further teach first navigation button user-accessible in each of the laptop mode (Aarras, fig. 2) and the easel mode (fig. 1), and configured to permit the user to manipulate selected content displayed on the screen. (Orsley, par. [0037] – [0040])

4. **Claim 12 is rejected under 35 U.S.C. 103(a) as being unpatentable over Aarras, Nishiyama in view of Orsley "US 2007/0247446" and further in view of Gettman "US 7,467,356".**

Re-Claim 12, Aarras teaches a sensor 46 to sense when the first and second sections are moved relative to each other **but fails to tech** a second navigation button that is not user-accessible when the portable computer is in the laptop mode.

However, Gettman discloses a second navigation button that is not user-accessible when the portable computer is in the laptop mode. (col. 30; lines 27 – 29)

It would have been obvious to one of ordinary skill in the art at the time of the invention to incorporate teachings of Aarras, Nishiyama into Orsley and Gettman, when the browser is displaying the Web View, a plurality of browser navigation buttons 1304 are displayed in a toolbar region 1301 of screen display 1300. (Gettman, col. 30; lines 15 -17)

Contact Information

5. Any inquiry concerning this communication or earlier communications from the examiner should be directed to Sosina Abebe whose telephone number is (571) 270-7929. The examiner can normally be reached on Mon-Thurs from 9:00-5:00 If attempts to reach the examiner by telephone are unsuccessful, the examiner's Supervisor, Shalwala Bipin H. can be reached on (571) 272-7681. The fax phone number for the organization where this application or proceeding is assigned is 703-872-9306. Information regarding the status of an application may be obtained from the Patent Application Information Retrieval (PAIR) system. Status information for published applications may be obtained from either Private PAIR or Public PAIR. Status information for unpublished applications is available through Private PAIR only. For more information about the PAIR system, see http://pair-direct.uspto.gov. Should you have

questions on access to the Private PAIR system, contact the Electronic Business Center (EBC) at 866-217-9197 (toll-free).

/S. A./

Examiner, Art Unit 2629

/Bipin Shalwala/

Supervisory Patent Examiner, Art Unit 2629

Notice of References Cited	Application/Control No. 12/170,951	Applicant(s)/Patent Under Reexamination BEHAR ET AL.	
	Examiner SOSINA ABEBE	Art Unit 2629	Page 1 of 1

U.S. PATENT DOCUMENTS

*		Document Number Country Code-Number-Kind Code	Date MM-YYYY	Name	Classification
*	A	US-2006/0264243	11-2006	Aarras, Mikko	455/566
*	B	US-2007/0247446	10-2007	Orsley et al.	345/184
*	C	US-7,467,356	12-2008	Gettman et al.	715/850
	D	US-			
	E	US-			
	F	US-			
	G	US-			
	H	US-			
	I	US-			
	J	US-			
	K	US-			
	L	US-			
	M	US-			

FOREIGN PATENT DOCUMENTS

*		Document Number Country Code-Number-Kind Code	Date MM-YYYY	Country	Name	Classification
	N					
	O					
	P					
	Q					
	R					
	S					
	T					

NON-PATENT DOCUMENTS

*		Include as applicable: Author, Title Date, Publisher, Edition or Volume, Pertinent Pages)
	U	
	V	
	W	
	X	

*A copy of this reference is not being furnished with this Office action. (See MPEP § 707.05(a).)
Dates in MM-YYYY format are publication dates. Classifications may be US or foreign.

PTO/SB/08a (01-10)
Approved for use through 07/31/2012. OMB 0651-0031
U.S. Patent and Trademark Office; U.S. DEPARTMENT OF COMMERCE
Under the Paperwork Reduction Act of 1995, no persons are required to respond to a collection of information unless it contains a valid OMB control number.

INFORMATION DISCLOSURE STATEMENT BY APPLICANT

(Not for submission under 37 CFR 1.99)

Application Number	12170951
Filing Date	2008-07-10
First Named Inventor	Yves Behar
Art Unit	2629
Examiner Name	HJERPE, RICHARD A
Attorney Docket Number	L2039-700111

U.S.PATENTS Remove

Examiner Initial*	Cite No	Patent Number	Kind Code[1]	Issue Date	Name of Patentee or Applicant of cited Document	Pages,Columns,Lines where Relevant Passages or Relevant Figures Appear
	1	6661426	B1	2003-12-09	Jetha	
	2	D593085		2008-03-12	Behar	
	3	D593091		2008-03-13	Behar	
	4	D593086		2008-07-15	Behar	
	5	D605635		2009-04-06	Edahiro	
	6	D333636	S	1993-03-02	Issa	
	7	5515345	A	1996-05-07	Barreira	
	8	D392944	S	1998-03-31	Issa	

ALL REFERENCES CONSIDERED EXCEPT WHERE LINED THROUGH. /S.A./

Receipt date: 11/03/2010	Application Number	12170951	12170951 - GAU: 2629
INFORMATION DISCLOSURE STATEMENT BY APPLICANT (**Not for submission under 37 CFR 1.99)**	Filing Date	2008-07-10	
	First Named Inventor	Yves Behar	
	Art Unit	2629	
	Examiner Name	HJERPE, RICHARD A	
	Attorney Docket Number	L2039-700111	

	9	D462069	S	2002-08-27	Gatto	
	10	D479708	S	2003-09-16	Hwang	
	11	D495674	S	2004-09-07	Yoo	
	12	D528993	S	2006-09-26	Wilson	
	13	D544846	S	2007-06-19	Kindle	
	14	D581371	S	2008-11-12	Richmond	
	15	7522946	B2	2009-04-21	Im	
	16	D391927		1998-03-10	Faranda	
	17	D491177		2004-06-08	Andre	
	18	D491936		2004-06-22	Jao	
	19	D504128		2005-04-19	Maskatia	

ALL REFERENCES CONSIDERED EXCEPT WHERE LINED THROUGH. /S.A./

Receipt date: 11/03/2010	Application Number	12170951 12170951 - GAU: 2629
INFORMATION DISCLOSURE STATEMENT BY APPLICANT (**Not for submission under 37 CFR 1.99)**	Filing Date	2008-07-10
	First Named Inventor	Yves Behar
	Art Unit	2629
	Examiner Name	HJERPE, RICHARD A
	Attorney Docket Number	L2039-700111

	20	D512997		2005-12-20	Lee	
	21	D517541		2006-03-21	Maskatia	
	22	D518042		2006-03-28	Kanayama	
	23	D534531		2007-01-02	Ogasawara	
	24	5793355		1998-08-11	Youens	
	25	D399526		1998-10-13	Brady	
	26	D495694		2004-09-07	Chase	
	27	D528541		2006-09-19	Maskatia	
	28	5712760		1998-01-27	Coulon	
	29	5547698		1998-12-08	Reavey	
	30	6464195		2002-10-15	Hildebrandt	

ALL REFERENCES CONSIDERED EXCEPT WHERE LINED THROUGH. /S.A./

Receipt date: 11/03/2010	Application Number	12170951 12170951 - GAU: 2629
INFORMATION DISCLOSURE STATEMENT BY APPLICANT (**Not for submission under 37 CFR 1.99)**	Filing Date	2008-07-10
	First Named Inventor	Yves Behar
	Art Unit	2629
	Examiner Name	HJERPE, RICHARD A
	Attorney Docket Number	L2039-700111

	31	6642909		2003-11-04	Oliva	
	32	6665175		2003-12-16	deBoer	
	33	D535292		2007-01-16	Shi	
	34	D395868		1998-07-07	lino	
	35	D452238		2001-12-18	Sugano	
	36	D463797		2002-10-01	Andre	
	37	D476326		2003-06-24	Tanimura	
	38	D491177		2004-06-24	Andre	
	39	D494162		2004-08-10	Kondo	
	40	D513509		2006-01-10	Kawa	
	41	D516552		2006-03-07	Iseki	

ALL REFERENCES CONSIDERED EXCEPT WHERE LINED THROUGH. /S.A./

Receipt date: 11/03/2010	Application Number	12170951	12170951 - GAU: 2629
INFORMATION DISCLOSURE STATEMENT BY APPLICANT (**Not for submission under 37 CFR 1.99)**	Filing Date	2008-07-10	
	First Named Inventor	Yves Behar	
	Art Unit	2629	
	Examiner Name	HJERPE, RICHARD A	
	Attorney Docket Number	L2039-700111	

	42	D523429		2006-06-20	Lin	
	43	6067224		2000-05-23	Nobuchi	
	44	D491936		2004-06-22	Jao	
	45	5790371	A	1998-08-04	Latocha	
	46	5900848	A	1999-05-04	Haneda	
	47	5987704	A	1999-11-23	Tang	
	48	6005767	A	1999-12-23	Ku	
	49	6222507	B1	2001-04-24	Gouko	
	50	6266236	B1	2001-07-24	Ku	
	51	6275376	B1	2001-08-14	Moon	
	52	6295038	B1	2001-09-25	Rebeske	

ALL REFERENCES CONSIDERED EXCEPT WHERE LINED THROUGH. /S.A./

Receipt date: 11/03/2010	Application Number	12170951	12170951 - GAU: 2629
INFORMATION DISCLOSURE STATEMENT BY APPLICANT (**Not for submission under 37 CFR 1.99)**	Filing Date	2008-07-10	
	First Named Inventor	Yves Behar	
	Art Unit	2629	
	Examiner Name	HJERPE, RICHARD A	
	Attorney Docket Number	L2039-700111	

	53	6302612	B1	2001-10-16	Fowler	
	54	6327482	B1	2001-12-04	Miyashita	
	55	6628267	B2	2003-09-30	Karidis	
	56	6659516	B2	2003-12-09	Wang	
	57	6771494	B2	2004-08-03	Shimano	
	58	6819304	B2	2004-11-16	Branson	
	59	6829140	B2	2004-12-07	Shimano	
	60	6859219	B1	2005-02-22	Sall	
	61	7061472	B1	2006-06-13	Schweizer	
	62	7138962	B2	2006-11-21	Koenig	
	63	7428142	B1	2008-09-23	Ligtenberg	

ALL REFERENCES CONSIDERED EXCEPT WHERE LINED THROUGH. /S.A./

Receipt date: 11/03/2010	Application Number	12170951	12170951 - GAU: 2629
INFORMATION DISCLOSURE STATEMENT BY APPLICANT (**Not for submission under 37 CFR 1.99)**	Filing Date	2008-07-10	
	First Named Inventor	Yves Behar	
	Art Unit	2629	
	Examiner Name	HJERPE, RICHARD A	
	Attorney Docket Number	L2039-700111	

If you wish to add additional U.S. Patent citation information please click the Add button. Add

U.S.PATENT APPLICATION PUBLICATIONS Remove

Examiner Initial*	Cite No	Publication Number	Kind Code[1]	Publication Date	Name of Patentee or Applicant of cited Document	Pages,Columns,Lines where Relevant Passages or Relevant Figures Appear
	1	20050210399	A1	2005-09-22	Filner	
	2	20050257400	A1	2005-11-24	Sommerer	
	3	20100174993	A1	2010-07-08	Pennington	
	4	20030109232	A1	2003-06-12	Park	
	5	20040203535	A1	2004-10-14	Kim	
	6	20050282596	A1	2005-12-22	Park	
	7	20050018396		2005-01-27	Nakajima	
	8	20050041378		2005-02-24	Hamada	
	9	20030048595		2003-03-13	Hsieh	

ALL REFERENCES CONSIDERED EXCEPT WHERE LINED THROUGH. /S.A./

Receipt date: 11/03/2010	Application Number	12170951 12170951 - GAU: 2629
INFORMATION DISCLOSURE STATEMENT BY APPLICANT (**Not for submission under 37 CFR 1.99)**	Filing Date	2008-07-10
	First Named Inventor	Yves Behar
	Art Unit	2629
	Examiner Name	HJERPE, RICHARD A
	Attorney Docket Number	L2039-700111

	10	20040228076		2004-11-18	Clapper	
	11	20050063145		2005-03-24	Homer	
	12	20050128695		2005-06-16	Han	
	13	20050018396		2005-01-27	Nakajima	
	14	20050041378		2005-02-24	Hamada	
	15	20070182663		2007-08-09	Biech	
	16	20020005818	A1	2002-01-17	Bruzzone	
	17	20020021258	A1	2002-02-21	Koenig	
	18	20060268500	A1	2006-11-30	Kuhn	
	19	20060264243	A1	2006-11-23	Aarras	
	20	20070182663	A1	2007-08-09	Biech	

ALL REFERENCES CONSIDERED EXCEPT WHERE LINED THROUGH. /S.A./

Receipt date: 11/03/2010	Application Number	12170951	12170951 - GAU: 2629
INFORMATION DISCLOSURE STATEMENT BY APPLICANT (**Not for submission under 37 CFR 1.99)**	Filing Date	2008-07-10	
	First Named Inventor	Yves Behar	
	Art Unit	2629	
	Examiner Name	HJERPE, RICHARD A	
	Attorney Docket Number	L2039-700111	

	21	20080284738	A1	2008-11-20	Hovden	
	22	20090275366	A1	2009-11-05	Schilling	
	23	20090244832		2009-10-01	Behar	
	24	20090322790		2009-12-31	Behar	

If you wish to add additional U.S. Published Application citation information please click the Add button. Add

FOREIGN PATENT DOCUMENTS Remove

Examiner Initial*	Cite No	Foreign Document Number[3]	Country Code[2] i	Kind Code[4]	Publication Date	Name of Patentee or Applicant of cited Document	Pages,Columns,Lines where Relevant Passages or Relevant Figures Appear	T[5]
	1	EP0588210	EP		1993-03-23	Hitachi		☐
	2	DE19952486	DE		2001-05-03	Schweizer		☐

If you wish to add additional Foreign Patent Document citation information please click the Add button Add

NON-PATENT LITERATURE DOCUMENTS Remove

Examiner Initials*	Cite No	Include name of the author (in CAPITAL LETTERS), title of the article (when appropriate), title of the item (book, magazine, journal, serial, symposium, catalog, etc), date, pages(s), volume-issue number(s), publisher, city and/or country where published.	T[5]
	1		☐

If you wish to add additional non-patent literature document citation information please click the Add button Add

ALL REFERENCES CONSIDERED EXCEPT WHERE LINED THROUGH. /S.A./

Receipt date: 11/03/2010	Application Number	12170951 12170951 - GAU: 2629
INFORMATION DISCLOSURE STATEMENT BY APPLICANT (**Not for submission under 37 CFR 1.99)**	Filing Date	2008-07-10
	First Named Inventor	Yves Behar
	Art Unit	2629
	Examiner Name	HJERPE, RICHARD A
	Attorney Docket Number	L2039-700111

EXAMINER SIGNATURE			
Examiner Signature	/S.A./	Date Considered	03/24/2011

*EXAMINER: Initial if reference considered, whether or not citation is in conformance with MPEP 609. Draw line through a citation if not in conformance and not considered. Include copy of this form with next communication to applicant.

[1] See Kind Codes of USPTO Patent Documents at www.USPTO.GOV or MPEP 901.04. [2] Enter office that issued the document, by the two-letter code (WIPO Standard ST.3). [3] For Japanese patent documents, the indication of the year of the reign of the Emperor must precede the serial number of the patent document. [4] Kind of document by the appropriate symbols as indicated on the document under WIPO Standard ST.16 if possible. [5] Applicant is to place a check mark here if English language translation is attached.

ALL REFERENCES CONSIDERED EXCEPT WHERE LINED THROUGH. /S.A./

Search Notes	Application/Control No.	Applicant(s)/Patent Under Reexamination
	12170951	BEHAR ET AL.
	Examiner	Art Unit
	SOSINA ABEBE	2629

SEARCHED			
Class	Subclass	Date	Examiner
345	169,184	03/24/11	SA

SEARCH NOTES		
Search Notes	Date	Examiner
Inventor name search	03/24/11	SA
East Search	03/24/11	SA

INTERFERENCE SEARCH			
Class	Subclass	Date	Examiner

/S. A./ Examiner.Art Unit 2629	

INFORMATION DISCLOSURE STATEMENT BY APPLICANT

(Not for submission under 37 CFR 1.99)

Application Number	12170951
Filing Date	2008-07-10
First Named Inventor	Yves Behar
Art Unit	2629
Examiner Name	Richard A Hjerpe
Attorney Docket Number	L2039-700111

U.S.PATENTS Remove

Examiner Initial*	Cite No	Patent Number	Kind Code[1]	Issue Date	Name of Patentee or Applicant of cited Document	Pages,Columns,Lines where Relevant Passages or Relevant Figures Appear
	1	6343006	B1	2002-01-29	Moscovitch	

If you wish to add additional U.S. Patent citation information please click the Add button. Add

U.S.PATENT APPLICATION PUBLICATIONS Remove

Examiner Initial*	Cite No	Publication Number	Kind Code[1]	Publication Date	Name of Patentee or Applicant of cited Document	Pages,Columns,Lines where Relevant Passages or Relevant Figures Appear
	1	20050146845	A1	2005-07-07	Moscovitch	
	2	20060126284	A1	2006-06-15	Moscovitch	
	3	20080062625	A1	2008-03-13	Batio	

If you wish to add additional U.S. Published Application citation information please click the Add button. Add

FOREIGN PATENT DOCUMENTS Remove

Examiner Initial*	Cite No	Foreign Document Number[3]	Country Code[2] i	Kind Code[4]	Publication Date	Name of Patentee or Applicant of cited Document	Pages,Columns,Lines where Relevant Passages or Relevant Figures Appear	T[5]
	1							☐

ALL REFERENCES CONSIDERED EXCEPT WHERE LINED THROUGH. /S.A./

Receipt date: 02/25/2011	Application Number	12170951 12170951 - GAU: 2629
INFORMATION DISCLOSURE STATEMENT BY APPLICANT (**Not for submission under 37 CFR 1.99)**	Filing Date	2008-07-10
	First Named Inventor	Yves Behar
	Art Unit	2629
	Examiner Name	Richard A Hjerpe
	Attorney Docket Number	L2039-700111

If you wish to add additional Foreign Patent Document citation information please click the Add button Add

NON-PATENT LITERATURE DOCUMENTS Remove

Examiner Initials*	Cite No	Include name of the author (in CAPITAL LETTERS), title of the article (when appropriate), title of the item (book, magazine, journal, serial, symposium, catalog, etc), date, pages(s), volume-issue number(s), publisher, city and/or country where published.	T[5]
	1		☐

If you wish to add additional non-patent literature document citation information please click the Add button Add

EXAMINER SIGNATURE

Examiner Signature	/S.A./	Date Considered	03/24/2011

*EXAMINER: Initial if reference considered, whether or not citation is in conformance with MPEP 609. Draw line through a citation if not in conformance and not considered. Include copy of this form with next communication to applicant.

[1] See Kind Codes of USPTO Patent Documents at www.USPTO.GOV or MPEP 901.04. [2] Enter office that issued the document, by the two-letter code (WIPO Standard ST.3). [3] For Japanese patent documents, the indication of the year of the reign of the Emperor must precede the serial number of the patent document. [4] Kind of document by the appropriate symbols as indicated on the document under WIPO Standard ST.16 if possible. [5] Applicant is to place a check mark here if English language translation is attached.

ALL REFERENCES CONSIDERED EXCEPT WHERE LINED THROUGH. /S.A./

EAST Search History

EAST Search History (Prior Art)

Ref #	Hits	Search Query	DBs	Default Operator	Plurals	Time Stamp
L1	1	"7467356".pn.	US-PGPUB; USPAT	OR	ON	2011/03/26 19:50
S4	76	Behar near Yves.inv.	US-PGPUB; USPAT	OR	ON	2011/03/22 16:12
S5	34	Morenstein near Joshua.inv.	US-PGPUB; USPAT	OR	ON	2011/03/22 16:12
S6	19	Hibmacronan near Christopher.inv.	US-PGPUB; USPAT	OR	ON	2011/03/22 16:13
S7	14	Edahiro near Naoya. inv.	US-PGPUB; USPAT	OR	ON	2011/03/22 16:13
S8	17	Day near Matthew.inv.	US-PGPUB; USPAT	OR	ON	2011/03/22 16:13
S9	9	S4 and S5 and S6 and S7 and S8	US-PGPUB; USPAT	OR	ON	2011/03/22 16:14
S10	83	("20020005818" | "20020021258" | "20030048595" | "20030109232" | "20040203535" | "20040228076" | "20050018396" | "20050041378" | "20050063145" | "20050128695" | "20050146845" | "20050210399" | "20050210399" | "20050257400" | "20050282596" | "20060126284" | "20060264243" | "20060268500" | "20070138806" | "20070182663" | "20080042987" | "20080062625" | "20080284738" | "20090244832" | "20090275366" | "20090300511" | "20090303676" |	USPAT	OR	ON	2011/03/22 19:16

		"20090322790" | "20100174993" | "3468576" | "4939514" | "5200913" | "5268817" | "5515345" | "5547698" | "5712760" | "5790371" | "5793355" | "5796575" | "5825352" | "5841631" | "5900848" | "5949643" | "5987704" | "5987704" | "6005767" | "6005767" | "6067224" | "6222507" | "6223393" | "6262885" | "6266236" | "6266236" | "6275376" | "6275376" | "6295038" | "6302612" | "6323846" | "6327482" | "6343006" | "6343006" | "6377444" | "6464195" | "6510049" | "6628267" | "6628267" | "6642909" | "6659516" | "6659516" | "6661426" | "6661426" | "6665175" | "6697055" | "6771494" | "6771494" | "6788527" | "6819304" | "6829140" | "6829140" | "6859219" | "6944012" | "6963485" | "7061472" | "7061472" | "7072179" | "7138962" | "7239508" | "7250207" | "7428142" | "7522946" | "D333636" | "D391927" | "D392944" | "D395868" | "D399526" | "D416003" | "D452238" | "D462069" | "D463797" |				

		"D476326" | "D479708" | "D491177" | "D491936" | "D494162" | "D495674" | "D495694" | "D504128" | "D512997" | "D513509" | "D516552" | "D517541" | "D518042" | "D523429" | "D528541" | "D528993" | "D534531" | "D535292" | "D544846" | "D581371" | "D593085" | "D593086" | "D593091" | "D605635").PN.				
S11	5	"12170951"	US-PGPUB; USPAT	OR	ON	2011/03/22 19:17
S13	11	345/169.ccls. and (rotat$4 near scroll near wheel)	US-PGPUB; USPAT	OR	ON	2011/03/22 19:28
S16	3	(rotat$4 near display) same (scroll near wheel) with base	US-PGPUB; USPAT	OR	ON	2011/03/22 19:31
S19	15	(rotat$4 near display) and (scroll and wheel) same base	US-PGPUB; USPAT	OR	ON	2011/03/22 19:34
S21	76	Behar near Yves.inv.	US-PGPUB; USPAT	OR	ON	2011/03/22 19:40
S22	2	"20060264243"	US-PGPUB; USPAT	OR	ON	2011/03/22 19:43
S23	1	"6295038".pn.	US-PGPUB; USPAT	OR	ON	2011/03/22 19:57
S25	1	345/184.ccls. and (scroll near wheel) and (navigat$3 near button)	US-PGPUB; USPAT	OR	ON	2011/03/24 11:34
S30	1	"4481382".pn.	USPAT	OR	ON	2011/03/24 12:45

S34	7	(laptop) with (scroll near wheel) and (navigat$3 near button)	US-PGPUB; USPAT	OR	ON	2011/03/24 16:43
S35	1	"6184867".pn.	US-PGPUB; USPAT	OR	ON	2011/03/24 16:45
S36	19	("5107080" | "5490239" | "5528259" | "5673377" | "5694153" | "5818420" | "5854622" | "5870082" | "5886684").PN. OR ("6184867").URPN.	US-PGPUB; USPAT; USOCR	OR	ON	2011/03/24 16:45
S39	11	345/184.ccls. and (navigat$3 near button)	US-PGPUB; USPAT	OR	ON	2011/03/25 15:38
S40	30	("20020021277" | "20030063072" | "20030117377" | "20030222800" | "20040012557" | "20040017473" | "20040046739" | "20040186995" | "20040233169" | "20050110702" | "20050186995" | "20060132433" | "20060139322" | "20080062145" | "20080246726" | "4831219" | "6160540" | "6239784" | "6268857" | "6307751" | "6585162" | "6658208" | "6924787" | "7092520" | "7120615" | "7133026" | "7176399" | "7373863" | "7379052" | "7456823").PN. OR ("7573460").URPN.	US-PGPUB; USPAT; USOCR	OR	ON	2011/03/25 15:44
S41	1	"455"/$.ccls. and (second near navigat $3 near button)	US-PGPUB; USPAT	OR	ON	2011/03/25 16:01
S43	3	("20020123368" | "5995106" | "6052070").PN.	US-PGPUB; USPAT; USOCR	OR	ON	2011/03/25 16:45

S48	1	"11606556"	US-PGPUB; USPAT	OR	ON	2011/03/25 17:32
S51	5	(PDA or laptop or cellular) with (two near navigat$3 near button)	US-PGPUB; USPAT	OR	ON	2011/03/25 18:40
S53	1	"20050246327"	US-PGPUB; USPAT	OR	ON	2011/03/25 20:11

EAST Search History (Interference)

<This search history is empty>

3/26/2011 7:50:40 PM
C:\Documents and Settings\sabebe\My Documents\EAST\Workspaces\12170951.wsp

PTO/SB/08a (08-06)
Approved for use through 08/31/2008. OMB 0651-0031
U.S. Patent and Trademark Office; U.S. DEPARTMENT OF COMMERCE
Under the Paperwork Reduction Act of 1995, no persons are required to respond to a collection of information unless it contains a valid OMB control number.

INFORMATION DISCLOSURE STATEMENT BY APPLICANT

(Not for submission under 37 CFR 1.99)

Application Number	12170951
Filing Date	2008-07-10
First Named Inventor	Yves Behar
Art Unit	2115
Examiner Name	Not Yet Assigned
Attorney Docket Number	A2029-700111

U.S.PATENTS Remove

Examiner Initial*	Cite No	Patent Number	Kind Code[1]	Issue Date	Name of Patentee or Applicant of cited Document	Pages,Columns,Lines where Relevant Passages or Relevant Figures Appear
	1	4939514		1990-07-03	Shinichi Miyazaki	
	2	5200913		1993-04-06	Jeff C. Hawkins et al.	
	3	5268817		1993-12-07	Shigenori Miyagawa et al.	
	4	5796575		1998-08-18	Sergey Gary Podwalny et al.	
	5	5949643		1999-09-07	Jeffrey Batio	
	6	5987704		1999-11-23	John G. Tang	
	7	6005767		1999-12-21	Edmund Ku et al.	
	8	6223393	B1	2001-05-01	Eric Andrew Knopf	

ALL REFERENCES CONSIDERED EXCEPT WHERE LINED THROUGH. /S.A./

Receipt date: 12/18/2009	Application Number	12170951	12170951 - GAU: 2629
INFORMATION DISCLOSURE STATEMENT BY APPLICANT (**Not for submission under 37 CFR 1.99)**	Filing Date	2008-07-10	
	First Named Inventor	Yves Behar	
	Art Unit	2115	
	Examiner Name	Not Yet Assigned	
	Attorney Docket Number	A2029-700111	

	9	6262885		2001-07-17	Philip George Emma et al.	
	10	6266236	B1	2001-07-24	Edmund Ku et al.	
	11	6275376		2001-08-14	Joung-Nam Moon	
	12	6343006		2002-01-29	Jerry Moscovitch et al.	
	13	6377444		2003-04-23	Scott D. Price et al.	
	14	6510049	B2	2003-01-21	John B. Rosen	
	15	6628267	B2	2003-09-03	John Peter Karidis et al.	
	16	6697055	B1	2004-02-24	Edward Bullister	
	17	6771494	B2	2004-08-03	Kenji Shimano	
	18	6788527	B2	2004-09-07	Paul J. Doczy et al.	
	19	6829140	B2	2004-12-07	Kenji Shimano et al.	

ALL REFERENCES CONSIDERED EXCEPT WHERE LINED THROUGH. /S.A./

Receipt date: 12/18/2009	Application Number	12170951	12170951 - GAU: 2629
INFORMATION DISCLOSURE STATEMENT BY APPLICANT (**Not for submission under 37 CFR 1.99)**	Filing Date	2008-07-10	
	First Named Inventor	Yves Behar	
	Art Unit	2115	
	Examiner Name	Not Yet Assigned	
	Attorney Docket Number	A2029-700111	

	20	6944012	B2	2005-09-13	Paul J. Doczy et al.	
	21	6963485	B2	2005-11-08	Seung-man Hong	
	22	7072179	B1	2006-07-04	Michael A. Curran et al.	
	23	7239508	B2	2007-07-03	David A. Ferrucei	
	24	D416003		1999-11-02	Sonja Sciefer et al.	
	25	7061472	B1	2006-06-13	Schweizer et al.	
	26	6661426	B1	2003-12-09	Jetha et al.	

If you wish to add additional U.S. Patent citation information please click the Add button. Add

U.S.PATENT APPLICATION PUBLICATIONS Remove

Examiner Initial*	Cite No	Publication Number	Kind Code[1]	Publication Date	Name of Patentee or Applicant of cited Document	Pages,Columns,Lines where Relevant Passages or Relevant Figures Appear
	1	20070182663	A1	2007-08-09	Biech	
	2	20050210399	A1	2005-09-22	Filner et al.	

ALL REFERENCES CONSIDERED EXCEPT WHERE LINED THROUGH. /S.A./

Receipt date: 12/18/2009	Application Number	12170951	12170951 - GAU: 2629
INFORMATION DISCLOSURE STATEMENT BY APPLICANT (**Not for submission under 37 CFR 1.99)**	Filing Date	2008-07-10	
	First Named Inventor	Yves Behar	
	Art Unit	2115	
	Examiner Name	Not Yet Assigned	
	Attorney Docket Number	A2029-700111	

	3	20050257400	A1	2005-11-24	Sommerer	
	4	20090303676	A1	2009-12-10	Behar	
	5	20090300511	A1	2009-12-03	Behar	

If you wish to add additional U.S. Published Application citation information please click the Add button. Add

FOREIGN PATENT DOCUMENTS Remove

Examiner Initial*	Cite No	Foreign Document Number[3]	Country Code[2] i	Kind Code[4]	Publication Date	Name of Patentee or Applicant of cited Document	Pages,Columns,Lines where Relevant Passages or Relevant Figures Appear	T[5]
	1	0588210	EP	A1	1994-03-23	Hitachi, Ltd.		☐
	2	10-2000-0036647	KR	A	2000-07-05	Itcen Communication Co.		☐

If you wish to add additional Foreign Patent Document citation information please click the Add button Add

NON-PATENT LITERATURE DOCUMENTS Remove

Examiner Initials*	Cite No	Include name of the author (in CAPITAL LETTERS), title of the article (when appropriate), title of the item (book, magazine, journal, serial, symposium, catalog, etc), date, pages(s), volume-issue number(s), publisher, city and/or country where published.	T[5]
	1	http://laptop.org/en/laptop/start/ebook.shtml accessed on September 29, 2008	☐

If you wish to add additional non-patent literature document citation information please click the Add button Add

EXAMINER SIGNATURE

Examiner Signature	/S.A./	Date Considered	03/24/2011

*EXAMINER: Initial if reference considered, whether or not citation is in conformance with MPEP 609. Draw line through a citation if not in conformance and not considered. Include copy of this form with next communication to applicant.

ALL REFERENCES CONSIDERED EXCEPT WHERE LINED THROUGH. /S.A./

Receipt date: 12/18/2009

INFORMATION DISCLOSURE STATEMENT BY APPLICANT

(Not for submission under 37 CFR 1.99)

Application Number	12170951 12170951 - GAU: 2629
Filing Date	2008-07-10
First Named Inventor	Yves Behar
Art Unit	2115
Examiner Name	Not Yet Assigned
Attorney Docket Number	A2029-700111

[1] See Kind Codes of USPTO Patent Documents at www.USPTO.GOV or MPEP 901.04. [2] Enter office that issued the document, by the two-letter code (WIPO Standard ST.3). [3] For Japanese patent documents, the indication of the year of the reign of the Emperor must precede the serial number of the patent document. [4] Kind of document by the appropriate symbols as indicated on the document under WIPO Standard ST.16 if possible. [5] Applicant is to place a check mark here if English language translation is attached.

ALL REFERENCES CONSIDERED EXCEPT WHERE LINED THROUGH. /S.A./

PTO/SB/08a (09-06)
Approved for use through 10/31/2008. OMB 0651-0031
U.S. Patent and Trademark Office; U.S. DEPARTMENT OF COMMERCE
Under the Paperwork Reduction Act of 1995, no persons are required to respond to a collection of information unless it contains a valid OMB control number.

INFORMATION DISCLOSURE STATEMENT BY APPLICANT

(Not for submission under 37 CFR 1.99)

Application Number	12170951
Filing Date	2008-07-10
First Named Inventor	Yves Behar
Art Unit	2115
Examiner Name	Not Yet Assigned
Attorney Docket Number	A2029-700111

U.S.PATENTS Remove

Examiner Initial*	Cite No	Patent Number	Kind Code[1]	Issue Date	Name of Patentee or Applicant of cited Document	Pages,Columns,Lines where Relevant Passages or Relevant Figures Appear
	1	3468576		1969-09-23	G. E. Beyer et al.	
	2	5825352		1998-10-20	Stephen J. Bisset et al.	
	3	5841631		1998-11-24	Seong S. Shin et al.	
	4	6323846	B1	2001-11-27	Wayne Westerman et al	
	5	6659516	B2	2003-12-09	Shyune-Yang Wang et al.	
	6	7250207	B1	2007-07-31	Gary W. Heal et al.	

If you wish to add additional U.S. Patent citation information please click the Add button. Add

U.S.PATENT APPLICATION PUBLICATIONS Remove

Examiner Initial*	Cite No	Publication Number	Kind Code[1]	Publication Date	Name of Patentee or Applicant of cited Document	Pages,Columns,Lines where Relevant Passages or Relevant Figures Appear

ALL REFERENCES CONSIDERED EXCEPT WHERE LINED THROUGH. /S.A./

Receipt date: 10/09/2008	Application Number	12170951	12170951 - GAU: 2629
INFORMATION DISCLOSURE STATEMENT BY APPLICANT	Filing Date	2008-07-10	
(Not for submission under 37 CFR 1.99)	First Named Inventor	Yves Behar	
	Art Unit	2115	
	Examiner Name	Not Yet Assigned	
	Attorney Docket Number	A2029-700111	

	1	20070138806	A1	2007-06-21	Chris Ligtenberg et al.	
	2	20080042987	A1	2008-02-21	Wayne Westerman et al.	

If you wish to add additional U.S. Published Application citation information please click the Add button. Add

FOREIGN PATENT DOCUMENTS Remove

Examiner Initial*	Cite No	Foreign Document Number[3]	Country Code[2] i	Kind Code[4]	Publication Date	Name of Patentee or Applicant of cited Document	Pages,Columns,Lines where Relevant Passages or Relevant Figures Appear	T[5]
	1							☐

If you wish to add additional Foreign Patent Document citation information please click the Add button Add

NON-PATENT LITERATURE DOCUMENTS Remove

Examiner Initials*	Cite No	Include name of the author (in CAPITAL LETTERS), title of the article (when appropriate), title of the item (book, magazine, journal, serial, symposium, catalog, etc), date, pages(s), volume-issue number(s), publisher, city and/or country where published.	T[5]
	1		☐

If you wish to add additional non-patent literature document citation information please click the Add button Add

EXAMINER SIGNATURE

Examiner Signature	/S.A./	Date Considered	03/24/2011

*EXAMINER: Initial if reference considered, whether or not citation is in conformance with MPEP 609. Draw line through a citation if not in conformance and not considered. Include copy of this form with next communication to applicant.

[1] See Kind Codes of USPTO Patent Documents at www.USPTO.GOV or MPEP 901.04. [2] Enter office that issued the document, by the two-letter code (WIPO Standard ST.3). [3] For Japanese patent documents, the indication of the year of the reign of the Emperor must precede the serial number of the patent document. [4] Kind of document by the appropriate symbols as indicated on the document under WIPO Standard ST.16 if possible. [5] Applicant is to place a check mark here if English language translation is attached.

ALL REFERENCES CONSIDERED EXCEPT WHERE LINED THROUGH. /S.A./

UNITED STATES PATENT AND TRADEMARK OFFICE

UNITED STATES DEPARTMENT OF COMMERCE
United States Patent and Trademark Office
Address: COMMISSIONER FOR PATENTS
P.O. Box 1450
Alexandria, Virginia 22313-1450
www.uspto.gov

BIB DATA SHEET

CONFIRMATION NO. 2004

SERIAL NUMBER	FILING or 371(c) DATE RULE	CLASS	GROUP ART UNIT	ATTORNEY DOCKET NO.
12/170,951	07/10/2008	345	2629	L2039-700111

APPLICANTS

Yves Behar, Oakland, CA;
Joshua Morenstein, San Francisco, CA;
Christopher Hibmacronan, Oakland, CA;
Naoya Edahiro, San Francisco, CA;
Matthew David Day, San Francisco, CA;

**** CONTINUING DATA **************************

This appln claims benefit of 61/041,365 04/01/2008

**** FOREIGN APPLICATIONS **************************

**** IF REQUIRED, FOREIGN FILING LICENSE GRANTED ****

07/23/2008

Foreign Priority claimed ☐ Yes ☑ No 35 USC 119(a-d) conditions met ☐ Yes ☑ No Verified and Acknowledged /SOSINA ABEBE/ Examiner's Signature	☐ Met after Allowance Initials	STATE OR COUNTRY	SHEETS DRAWINGS	TOTAL CLAIMS	INDEPENDENT CLAIMS
		CA	25	17	3

ADDRESS

LANDO & ANASTASI, LLP
ONE MAIN STREET, SUITE 1100
CAMBRIDGE, MA 02142
UNITED STATES

TITLE

PORTABLE COMPUTER WITH MULTIPLE DISPLAY CONFIGURATIONS

FILING FEE RECEIVED		
1220	FEES: Authority has been given in Paper No._____ to charge/credit DEPOSIT ACCOUNT No._____ for following:	☐ All Fees ☐ 1.16 Fees (Filing) ☐ 1.17 Fees (Processing Ext. of time) ☐ 1.18 Fees (Issue) ☐ Other _____ ☐ Credit

Index of Claims	Application/Control No.	Applicant(s)/Patent Under Reexamination
	12170951	BEHAR ET AL.
	Examiner	**Art Unit**
	SOSINA ABEBE	2629

✓	Rejected	-	Cancelled	N	Non-Elected	A	Appeal
=	Allowed	÷	Restricted	I	Interference	O	Objected

☐ Claims renumbered in the same order as presented by applicant ☐ CPA ☐ T.D. ☐ R.1.47

CLAIM		DATE								
Final	Original	03/24/2011								
	1	✓								
	2	✓								
	3	✓								
	4	✓								
	5	✓								
	6	✓								
	7	✓								
	8	✓								
	9	✓								
	10	✓								
	11	✓								
	12	✓								
	13	✓								
	14	✓								
	15	✓								
	16	✓								
	17	✓								

To: docketing@LALaw.com,gengelson@LALaw.com,
From: PAIR_eOfficeAction@uspto.gov
Cc: PAIR_eOfficeAction@uspto.gov
Subject: Private PAIR Correspondence Notification for Customer Number 37462

Apr 04, 2011 05:42:16 AM

Dear PAIR Customer:

LANDO & ANASTASI, LLP
ONE MAIN STREET, SUITE 1100
CAMBRIDGE, MA 02142
UNITED STATES

The following USPTO patent application(s) associated with your Customer Number, 37462 , have new outgoing correspondence. This correspondence is now available for viewing in Private PAIR.

The official date of notification of the outgoing correspondence will be indicated on the form PTOL-90 accompanying the correspondence.

Disclaimer:
The list of documents shown below is provided as a courtesy and is not part of the official file wrapper. The content of the images shown in PAIR is the official record.

Application	Document	Mailroom Date	Attorney Docket No.
12170951	CTNF	04/04/2011	L2039-700111
	892	04/04/2011	L2039-700111
	1449	04/04/2011	L2039-700111
	1449	04/04/2011	L2039-700111
	1449	04/04/2011	L2039-700111
	1449	04/04/2011	L2039-700111

To view your correspondence online or update your email addresses, please visit us anytime at https://sportal.uspto.gov/secure/myportal/privatepair.

If you have any questions, please email the Electronic Business Center (EBC) at EBC@uspto.gov with 'e-Office Action' on the subject line or call 1-866-217-9197 during the following hours:

Monday - Friday 6:00 a.m. to 12:00 a.m.

Thank you for prompt attention to this notice,

UNITED STATES PATENT AND TRADEMARK OFFICE

PATENT APPLICATION INFORMATION RETRIEVAL SYSTEM

PTO/SB/08a (01-10)
Approved for use through 07/31/2012. OMB 0651-0031
U.S. Patent and Trademark Office; U.S. DEPARTMENT OF COMMERCE
Under the Paperwork Reduction Act of 1995, no persons are required to respond to a collection of information unless it contains a valid OMB control number.

INFORMATION DISCLOSURE STATEMENT BY APPLICANT

(Not for submission under 37 CFR 1.99)

Application Number	12170951
Filing Date	2008-07-10
First Named Inventor	Yves Behar
Art Unit	2629
Examiner Name	Richard A Hjerpe
Attorney Docket Number	L2039-700111

U.S.PATENTS Remove

Examiner Initial*	Cite No	Patent Number	Kind Code[1]	Issue Date	Name of Patentee or Applicant of cited Document	Pages,Columns,Lines where Relevant Passages or Relevant Figures Appear
	1	6343006	B1	2002-01-29	Moscovitch	

If you wish to add additional U.S. Patent citation information please click the Add button. Add

U.S.PATENT APPLICATION PUBLICATIONS Remove

Examiner Initial*	Cite No	Publication Number	Kind Code[1]	Publication Date	Name of Patentee or Applicant of cited Document	Pages,Columns,Lines where Relevant Passages or Relevant Figures Appear
	1	20050146845	A1	2005-07-07	Moscovitch	
	2	20060126284	A1	2006-06-15	Moscovitch	
	3	20080062625	A1	2008-03-13	Batio	

If you wish to add additional U.S. Published Application citation information please click the Add button. Add

FOREIGN PATENT DOCUMENTS Remove

Examiner Initial*	Cite No	Foreign Document Number[3]	Country Code[2] i	Kind Code[4]	Publication Date	Name of Patentee or Applicant of cited Document	Pages,Columns,Lines where Relevant Passages or Relevant Figures Appear	T[5]
	1							☐

INFORMATION DISCLOSURE STATEMENT BY APPLICANT

(Not for submission under 37 CFR 1.99)

Application Number	12170951
Filing Date	2008-07-10
First Named Inventor	Yves Behar
Art Unit	2629
Examiner Name	Richard A Hjerpe
Attorney Docket Number	L2039-700111

If you wish to add additional Foreign Patent Document citation information please click the Add button **Add**

NON-PATENT LITERATURE DOCUMENTS **Remove**

Examiner Initials*	Cite No	Include name of the author (in CAPITAL LETTERS), title of the article (when appropriate), title of the item (book, magazine, journal, serial, symposium, catalog, etc), date, pages(s), volume-issue number(s), publisher, city and/or country where published.	T[5]
	1		☐

If you wish to add additional non-patent literature document citation information please click the Add button **Add**

EXAMINER SIGNATURE

Examiner Signature		Date Considered	

*EXAMINER: Initial if reference considered, whether or not citation is in conformance with MPEP 609. Draw line through a citation if not in conformance and not considered. Include copy of this form with next communication to applicant.

[1] See Kind Codes of USPTO Patent Documents at www.USPTO.GOV or MPEP 901.04. [2] Enter office that issued the document, by the two-letter code (WIPO Standard ST.3). [3] For Japanese patent documents, the indication of the year of the reign of the Emperor must precede the serial number of the patent document. [4] Kind of document by the appropriate symbols as indicated on the document under WIPO Standard ST.16 if possible. [5] Applicant is to place a check mark here if English language translation is attached.

INFORMATION DISCLOSURE STATEMENT BY APPLICANT

(Not for submission under 37 CFR 1.99)

Application Number	12170951
Filing Date	2008-07-10
First Named Inventor	Yves Behar
Art Unit	2629
Examiner Name	Richard A Hjerpe
Attorney Docket Number	L2039-700111

CERTIFICATION STATEMENT

Please see 37 CFR 1.97 and 1.98 to make the appropriate selection(s):

☐ That each item of information contained in the information disclosure statement was first cited in any communication from a foreign patent office in a counterpart foreign application not more than three months prior to the filing of the information disclosure statement. See 37 CFR 1.97(e)(1).

OR

☐ That no item of information contained in the information disclosure statement was cited in a communication from a foreign patent office in a counterpart foreign application, and, to the knowledge of the person signing the certification after making reasonable inquiry, no item of information contained in the information disclosure statement was known to any individual designated in 37 CFR 1.56(c) more than three months prior to the filing of the information disclosure statement. See 37 CFR 1.97(e)(2).

☐ See attached certification statement.

☐ The fee set forth in 37 CFR 1.17 (p) has been submitted herewith.

☒ A certification statement is not submitted herewith.

SIGNATURE

A signature of the applicant or representative is required in accordance with CFR 1.33, 10.18. Please see CFR 1.4(d) for the form of the signature.

Signature	/Matthew H. Grady/	Date (YYYY-MM-DD)	2011-02-25
Name/Print	Matthew H. Grady	Registration Number	52957

This collection of information is required by 37 CFR 1.97 and 1.98. The information is required to obtain or retain a benefit by the public which is to file (and by the USPTO to process) an application. Confidentiality is governed by 35 U.S.C. 122 and 37 CFR 1.14. This collection is estimated to take 1 hour to complete, including gathering, preparing and submitting the completed application form to the USPTO. Time will vary depending upon the individual case. Any comments on the amount of time you require to complete this form and/or suggestions for reducing this burden, should be sent to the Chief Information Officer, U.S. Patent and Trademark Office, U.S. Department of Commerce, P.O. Box 1450, Alexandria, VA 22313-1450. DO NOT SEND FEES OR COMPLETED FORMS TO THIS ADDRESS. **SEND TO: Commissioner for Patents, P.O. Box 1450, Alexandria, VA 22313-1450.**

Privacy Act Statement

The Privacy Act of 1974 (P.L. 93-579) requires that you be given certain information in connection with your submission of the attached form related to a patent application or patent. Accordingly, pursuant to the requirements of the Act, please be advised that: (1) the general authority for the collection of this information is 35 U.S.C. 2(b)(2); (2) furnishing of the information solicited is voluntary; and (3) the principal purpose for which the information is used by the U.S. Patent and Trademark Office is to process and/or examine your submission related to a patent application or patent. If you do not furnish the requested information, the U.S. Patent and Trademark Office may not be able to process and/or examine your submission, which may result in termination of proceedings or abandonment of the application or expiration of the patent.

The information provided by you in this form will be subject to the following routine uses:

1. The information on this form will be treated confidentially to the extent allowed under the Freedom of Information Act (5 U.S.C. 552) and the Privacy Act (5 U.S.C. 552a). Records from this system of records may be disclosed to the Department of Justice to determine whether the Freedom of Information Act requires disclosure of these record s.

2. A record from this system of records may be disclosed, as a routine use, in the course of presenting evidence to a court, magistrate, or administrative tribunal, including disclosures to opposing counsel in the course of settlement negotiations.

3. A record in this system of records may be disclosed, as a routine use, to a Member of Congress submitting a request involving an individual, to whom the record pertains, when the individual has requested assistance from the Member with respect to the subject matter of the record.

4. A record in this system of records may be disclosed, as a routine use, to a contractor of the Agency having need for the information in order to perform a contract. Recipients of information shall be required to comply with the requirements of the Privacy Act of 1974, as amended, pursuant to 5 U.S.C. 552a(m).

5. A record related to an International Application filed under the Patent Cooperation Treaty in this system of records may be disclosed, as a routine use, to the International Bureau of the World Intellectual Property Organization, pursuant to the Patent Cooperation Treaty.

6. A record in this system of records may be disclosed, as a routine use, to another federal agency for purposes of National Security review (35 U.S.C. 181) and for review pursuant to the Atomic Energy Act (42 U.S.C. 218(c)).

7. A record from this system of records may be disclosed, as a routine use, to the Administrator, General Services, or his/her designee, during an inspection of records conducted by GSA as part of that agency's responsibility to recommend improvements in records management practices and programs, under authority of 44 U.S.C. 2904 and 2906. Such disclosure shall be made in accordance with the GSA regulations governing inspection of records for this purpose, and any other relevant (i.e., GSA or Commerce) directive. Such disclosure shall not be used to make determinations about individuals.

8. A record from this system of records may be disclosed, as a routine use, to the public after either publication of the application pursuant to 35 U.S.C. 122(b) or issuance of a patent pursuant to 35 U.S.C. 151. Further, a record may be disclosed, subject to the limitations of 37 CFR 1.14, as a routine use, to the public if the record was filed in an application which became abandoned or in which the proceedings were terminated and which application is referenced by either a published application, an application open to public inspections or an issued patent.

9. A record from this system of records may be disclosed, as a routine use, to a Federal, State, or local law enforcement agency, if the USPTO becomes aware of a violation or potential violation of law or regulation.

Electronic Acknowledgement Receipt

EFS ID:	9530849
Application Number:	12170951
International Application Number:	
Confirmation Number:	2004
Title of Invention:	PORTABLE COMPUTER WITH MULTIPLE DISPLAY CONFIGURATIONS
First Named Inventor/Applicant Name:	Yves Behar
Customer Number:	37462
Filer:	Matthew H. Grady
Filer Authorized By:	
Attorney Docket Number:	L2039-700111
Receipt Date:	25-FEB-2011
Filing Date:	10-JUL-2008
Time Stamp:	13:25:21
Application Type:	Utility under 35 USC 111(a)

Payment information:

Submitted with Payment	no

File Listing:

Document Number	Document Description	File Name	File Size(Bytes)/ Message Digest	Multi Part /.zip	Pages (if appl.)
1	Information Disclosure Statement (IDS) Filed (SB/08)	L2039-700111_updated_IDS.pdf	612531 7b7f7e68ca953daea684ed0f57ab72b8b6e1e34d	no	4

Warnings:	
Information:	

Total Files Size (in bytes):	612531

This Acknowledgement Receipt evidences receipt on the noted date by the USPTO of the indicated documents, characterized by the applicant, and including page counts, where applicable. It serves as evidence of receipt similar to a Post Card, as described in MPEP 503.

New Applications Under 35 U.S.C. 111

If a new application is being filed and the application includes the necessary components for a filing date (see 37 CFR 1.53(b)-(d) and MPEP 506), a Filing Receipt (37 CFR 1.54) will be issued in due course and the date shown on this Acknowledgement Receipt will establish the filing date of the application.

National Stage of an International Application under 35 U.S.C. 371

If a timely submission to enter the national stage of an international application is compliant with the conditions of 35 U.S.C. 371 and other applicable requirements a Form PCT/DO/EO/903 indicating acceptance of the application as a national stage submission under 35 U.S.C. 371 will be issued in addition to the Filing Receipt, in due course.

New International Application Filed with the USPTO as a Receiving Office

If a new international application is being filed and the international application includes the necessary components for an international filing date (see PCT Article 11 and MPEP 1810), a Notification of the International Application Number and of the International Filing Date (Form PCT/RO/105) will be issued in due course, subject to prescriptions concerning national security, and the date shown on this Acknowledgement Receipt will establish the international filing date of the application.

PTO/SB/08a (01-10)
Approved for use through 07/31/2012. OMB 0651-0031
U.S. Patent and Trademark Office; U.S. DEPARTMENT OF COMMERCE

Under the Paperwork Reduction Act of 1995, no persons are required to respond to a collection of information unless it contains a valid OMB control number.

INFORMATION DISCLOSURE STATEMENT BY APPLICANT

(Not for submission under 37 CFR 1.99)

Application Number	12170951
Filing Date	2008-07-10
First Named Inventor	Yves Behar
Art Unit	2629
Examiner Name	HJERPE, RICHARD A
Attorney Docket Number	L2039-700111

U.S.PATENTS Remove

Examiner Initial*	Cite No	Patent Number	Kind Code[1]	Issue Date	Name of Patentee or Applicant of cited Document	Pages,Columns,Lines where Relevant Passages or Relevant Figures Appear
	1	6661426	B1	2003-12-09	Jetha	
	2	D593085		2008-03-12	Behar	
	3	D593091		2008-03-13	Behar	
	4	D593086		2008-07-15	Behar	
	5	D605635		2009-04-06	Edahiro	
	6	D333636	S	1993-03-02	Issa	
	7	5515345	A	1996-05-07	Barreira	
	8	D392944	S	1998-03-31	Issa	

INFORMATION DISCLOSURE STATEMENT BY APPLICANT (Not for submission under 37 CFR 1.99)		
	Application Number	12170951
	Filing Date	2008-07-10
	First Named Inventor	Yves Behar
	Art Unit	2629
	Examiner Name	HJERPE, RICHARD A
	Attorney Docket Number	L2039-700111

	9	D462069	S	2002-08-27	Gatto	
	10	D479708	S	2003-09-16	Hwang	
	11	D495674	S	2004-09-07	Yoo	
	12	D528993	S	2006-09-26	Wilson	
	13	D544846	S	2007-06-19	Kindle	
	14	D581371	S	2008-11-12	Richmond	
	15	7522946	B2	2009-04-21	Im	
	16	D391927		1998-03-10	Faranda	
	17	D491177		2004-06-08	Andre	
	18	D491936		2004-06-22	Jao	
	19	D504128		2005-04-19	Maskatia	

INFORMATION DISCLOSURE STATEMENT BY APPLICANT (Not for submission under 37 CFR 1.99)		
	Application Number	12170951
	Filing Date	2008-07-10
	First Named Inventor	Yves Behar
	Art Unit	2629
	Examiner Name	HJERPE, RICHARD A
	Attorney Docket Number	L2039-700111

	20	D512997		2005-12-20	Lee	
	21	D517541		2006-03-21	Maskatia	
	22	D518042		2006-03-28	Kanayama	
	23	D534531		2007-01-02	Ogasawara	
	24	5793355		1998-08-11	Youens	
	25	D399526		1998-10-13	Brady	
	26	D495694		2004-09-07	Chase	
	27	D528541		2006-09-19	Maskatia	
	28	5712760		1998-01-27	Coulon	
	29	5547698		1998-12-08	Reavey	
	30	6464195		2002-10-15	Hildebrandt	

INFORMATION DISCLOSURE STATEMENT BY APPLICANT (Not for submission under 37 CFR 1.99)		
	Application Number	12170951
	Filing Date	2008-07-10
	First Named Inventor	Yves Behar
	Art Unit	2629
	Examiner Name	HJERPE, RICHARD A
	Attorney Docket Number	L2039-700111

	31	6642909		2003-11-04	Oliva	
	32	6665175		2003-12-16	deBoer	
	33	D535292		2007-01-16	Shi	
	34	D395868		1998-07-07	Iino	
	35	D452238		2001-12-18	Sugano	
	36	D463797		2002-10-01	Andre	
	37	D476326		2003-06-24	Tanimura	
	38	D491177		2004-06-24	Andre	
	39	D494162		2004-08-10	Kondo	
	40	D513509		2006-01-10	Kawa	
	41	D516552		2006-03-07	Iseki	

INFORMATION DISCLOSURE STATEMENT BY APPLICANT (Not for submission under 37 CFR 1.99)		
	Application Number	12170951
	Filing Date	2008-07-10
	First Named Inventor	Yves Behar
	Art Unit	2629
	Examiner Name	HJERPE, RICHARD A
	Attorney Docket Number	L2039-700111

	42	D523429		2006-06-20	Lin	
	43	6067224		2000-05-23	Nobuchi	
	44	D491936		2004-06-22	Jao	
	45	5790371	A	1998-08-04	Latocha	
	46	5900848	A	1999-05-04	Haneda	
	47	5987704	A	1999-11-23	Tang	
	48	6005767	A	1999-12-23	Ku	
	49	6222507	B1	2001-04-24	Gouko	
	50	6266236	B1	2001-07-24	Ku	
	51	6275376	B1	2001-08-14	Moon	
	52	6295038	B1	2001-09-25	Rebeske	

INFORMATION DISCLOSURE STATEMENT BY APPLICANT (Not for submission under 37 CFR 1.99)		
	Application Number	12170951
	Filing Date	2008-07-10
	First Named Inventor	Yves Behar
	Art Unit	2629
	Examiner Name	HJERPE, RICHARD A
	Attorney Docket Number	L2039-700111

	53	6302612	B1	2001-10-16	Fowler	
	54	6327482	B1	2001-12-04	Miyashita	
	55	6628267	B2	2003-09-30	Karidis	
	56	6659516	B2	2003-12-09	Wang	
	57	6771494	B2	2004-08-03	Shimano	
	58	6819304	B2	2004-11-16	Branson	
	59	6829140	B2	2004-12-07	Shimano	
	60	6859219	B1	2005-02-22	Sall	
	61	7061472	B1	2006-06-13	Schweizer	
	62	7138962	B2	2006-11-21	Koenig	
	63	7428142	B1	2008-09-23	Ligtenberg	

INFORMATION DISCLOSURE STATEMENT BY APPLICANT

(Not for submission under 37 CFR 1.99)

Application Number	12170951
Filing Date	2008-07-10
First Named Inventor	Yves Behar
Art Unit	2629
Examiner Name	HJERPE, RICHARD A
Attorney Docket Number	L2039-700111

If you wish to add additional U.S. Patent citation information please click the Add button. Add

U.S.PATENT APPLICATION PUBLICATIONS Remove

Examiner Initial*	Cite No	Publication Number	Kind Code[1]	Publication Date	Name of Patentee or Applicant of cited Document	Pages,Columns,Lines where Relevant Passages or Relevant Figures Appear
	1	20050210399	A1	2005-09-22	Filner	
	2	20050257400	A1	2005-11-24	Sommerer	
	3	20100174993	A1	2010-07-08	Pennington	
	4	20030109232	A1	2003-06-12	Park	
	5	20040203535	A1	2004-10-14	Kim	
	6	20050282596	A1	2005-12-22	Park	
	7	20050018396		2005-01-27	Nakajima	
	8	20050041378		2005-02-24	Hamada	
	9	20030048595		2003-03-13	Hsieh	

INFORMATION DISCLOSURE STATEMENT BY APPLICANT (Not for submission under 37 CFR 1.99)		
	Application Number	12170951
	Filing Date	2008-07-10
	First Named Inventor	Yves Behar
	Art Unit	2629
	Examiner Name	HJERPE, RICHARD A
	Attorney Docket Number	L2039-700111

	10	20040228076		2004-11-18	Clapper	
	11	20050063145		2005-03-24	Homer	
	12	20050128695		2005-06-16	Han	
	13	20050018396		2005-01-27	Nakajima	
	14	20050041378		2005-02-24	Hamada	
	15	20070182663		2007-08-09	Biech	
	16	20020005818	A1	2002-01-17	Bruzzone	
	17	20020021258	A1	2002-02-21	Koenig	
	18	20060268500	A1	2006-11-30	Kuhn	
	19	20060264243	A1	2006-11-23	Aarras	
	20	20070182663	A1	2007-08-09	Biech	

INFORMATION DISCLOSURE STATEMENT BY APPLICANT (Not for submission under 37 CFR 1.99)		
	Application Number	12170951
	Filing Date	2008-07-10
	First Named Inventor	Yves Behar
	Art Unit	2629
	Examiner Name	HJERPE, RICHARD A
	Attorney Docket Number	L2039-700111

	21	20080284738	A1	2008-11-20	Hovden	
	22	20090275366	A1	2009-11-05	Schilling	
	23	20090244832		2009-10-01	Behar	
	24	20090322790		2009-12-31	Behar	

If you wish to add additional U.S. Published Application citation information please click the Add button. Add

FOREIGN PATENT DOCUMENTS Remove

Examiner Initial*	Cite No	Foreign Document Number[3]	Country Code[2] i	Kind Code[4]	Publication Date	Name of Patentee or Applicant of cited Document	Pages,Columns,Lines where Relevant Passages or Relevant Figures Appear	T[5]
	1	EP0588210	EP		1993-03-23	Hitachi		☐
	2	DE19952486	DE		2001-05-03	Schweizer		☐

If you wish to add additional Foreign Patent Document citation information please click the Add button Add

NON-PATENT LITERATURE DOCUMENTS Remove

Examiner Initials*	Cite No	Include name of the author (in CAPITAL LETTERS), title of the article (when appropriate), title of the item (book, magazine, journal, serial, symposium, catalog, etc), date, pages(s), volume-issue number(s), publisher, city and/or country where published.	T[5]
	1		☐

If you wish to add additional non-patent literature document citation information please click the Add button Add

INFORMATION DISCLOSURE STATEMENT BY APPLICANT (Not for submission under 37 CFR 1.99)		
	Application Number	12170951
	Filing Date	2008-07-10
	First Named Inventor	Yves Behar
	Art Unit	2629
	Examiner Name	HJERPE, RICHARD A
	Attorney Docket Number	L2039-700111

EXAMINER SIGNATURE			
Examiner Signature		Date Considered	

*EXAMINER: Initial if reference considered, whether or not citation is in conformance with MPEP 609. Draw line through a citation if not in conformance and not considered. Include copy of this form with next communication to applicant.

[1] See Kind Codes of USPTO Patent Documents at www.USPTO.GOV or MPEP 901.04. [2] Enter office that issued the document, by the two-letter code (WIPO Standard ST.3). [3] For Japanese patent documents, the indication of the year of the reign of the Emperor must precede the serial number of the patent document. [4] Kind of document by the appropriate symbols as indicated on the document under WIPO Standard ST.16 if possible. [5] Applicant is to place a check mark here if English language translation is attached.

INFORMATION DISCLOSURE STATEMENT BY APPLICANT (Not for submission under 37 CFR 1.99)		
	Application Number	12170951
	Filing Date	2008-07-10
	First Named Inventor	Yves Behar
	Art Unit	2629
	Examiner Name	HJERPE, RICHARD A
	Attorney Docket Number	L2039-700111

CERTIFICATION STATEMENT

Please see 37 CFR 1.97 and 1.98 to make the appropriate selection(s):

☐ That each item of information contained in the information disclosure statement was first cited in any communication from a foreign patent office in a counterpart foreign application not more than three months prior to the filing of the information disclosure statement. See 37 CFR 1.97(e)(1).

OR

☐ That no item of information contained in the information disclosure statement was cited in a communication from a foreign patent office in a counterpart foreign application, and, to the knowledge of the person signing the certification after making reasonable inquiry, no item of information contained in the information disclosure statement was known to any individual designated in 37 CFR 1.56(c) more than three months prior to the filing of the information disclosure statement. See 37 CFR 1.97(e)(2).

☐ See attached certification statement.

☐ Fee set forth in 37 CFR 1.17 (p) has been submitted herewith.

☒ None

SIGNATURE

A signature of the applicant or representative is required in accordance with CFR 1.33, 10.18. Please see CFR 1.4(d) for the form of the signature.

Signature	/Matthew H. Grady/	Date (YYYY-MM-DD)	2010-11-03
Name/Print	Matthew H. Grady	Registration Number	52957

This collection of information is required by 37 CFR 1.97 and 1.98. The information is required to obtain or retain a benefit by the public which is to file (and by the USPTO to process) an application. Confidentiality is governed by 35 U.S.C. 122 and 37 CFR 1.14. This collection is estimated to take 1 hour to complete, including gathering, preparing and submitting the completed application form to the USPTO. Time will vary depending upon the individual case. Any comments on the amount of time you require to complete this form and/or suggestions for reducing this burden, should be sent to the Chief Information Officer, U.S. Patent and Trademark Office, U.S. Department of Commerce, P.O. Box 1450, Alexandria, VA 22313-1450. DO NOT SEND FEES OR COMPLETED FORMS TO THIS ADDRESS. **SEND TO: Commissioner for Patents, P.O. Box 1450, Alexandria, VA 22313-1450.**

Privacy Act Statement

The Privacy Act of 1974 (P.L. 93-579) requires that you be given certain information in connection with your submission of the attached form related to a patent application or patent. Accordingly, pursuant to the requirements of the Act, please be advised that: (1) the general authority for the collection of this information is 35 U.S.C. 2(b)(2); (2) furnishing of the information solicited is voluntary; and (3) the principal purpose for which the information is used by the U.S. Patent and Trademark Office is to process and/or examine your submission related to a patent application or patent. If you do not furnish the requested information, the U.S. Patent and Trademark Office may not be able to process and/or examine your submission, which may result in termination of proceedings or abandonment of the application or expiration of the patent.

The information provided by you in this form will be subject to the following routine uses:

1. The information on this form will be treated confidentially to the extent allowed under the Freedom of Information Act (5 U.S.C. 552) and the Privacy Act (5 U.S.C. 552a). Records from this system of records may be disclosed to the Department of Justice to determine whether the Freedom of Information Act requires disclosure of these record s.

2. A record from this system of records may be disclosed, as a routine use, in the course of presenting evidence to a court, magistrate, or administrative tribunal, including disclosures to opposing counsel in the course of settlement negotiations.

3. A record in this system of records may be disclosed, as a routine use, to a Member of Congress submitting a request involving an individual, to whom the record pertains, when the individual has requested assistance from the Member with respect to the subject matter of the record.

4. A record in this system of records may be disclosed, as a routine use, to a contractor of the Agency having need for the information in order to perform a contract. Recipients of information shall be required to comply with the requirements of the Privacy Act of 1974, as amended, pursuant to 5 U.S.C. 552a(m).

5. A record related to an International Application filed under the Patent Cooperation Treaty in this system of records may be disclosed, as a routine use, to the International Bureau of the World Intellectual Property Organization, pursuant to the Patent Cooperation Treaty.

6. A record in this system of records may be disclosed, as a routine use, to another federal agency for purposes of National Security review (35 U.S.C. 181) and for review pursuant to the Atomic Energy Act (42 U.S.C. 218(c)).

7. A record from this system of records may be disclosed, as a routine use, to the Administrator, General Services, or his/her designee, during an inspection of records conducted by GSA as part of that agency's responsibility to recommend improvements in records management practices and programs, under authority of 44 U.S.C. 2904 and 2906. Such disclosure shall be made in accordance with the GSA regulations governing inspection of records for this purpose, and any other relevant (i.e., GSA or Commerce) directive. Such disclosure shall not be used to make determinations about individuals.

8. A record from this system of records may be disclosed, as a routine use, to the public after either publication of the application pursuant to 35 U.S.C. 122(b) or issuance of a patent pursuant to 35 U.S.C. 151. Further, a record may be disclosed, subject to the limitations of 37 CFR 1.14, as a routine use, to the public if the record was filed in an application which became abandoned or in which the proceedings were terminated and which application is referenced by either a published application, an application open to public inspections or an issued patent.

9. A record from this system of records may be disclosed, as a routine use, to a Federal, State, or local law enforcement agency, if the USPTO becomes aware of a violation or potential violation of law or regulation.

(19) Europäisches Patentamt
European Patent Office
Office européen des brevets

(11) Publication number: **0 588 210 A1**

(12) **EUROPEAN PATENT APPLICATION**

(21) Application number: **93114327.5**

(51) Int. Cl.5: **H04M 1/02**

(22) Date of filing: **07.09.93**

(30) Priority: **08.09.92 JP 239735/92**

(43) Date of publication of application:
23.03.94 Bulletin 94/12

(84) Designated Contracting States:
DE FR GB

(71) Applicant: **HITACHI, LTD.**
6, Kanda Surugadai 4-chome
Chiyoda-ku, Tokyo 101(JP)

(72) Inventor: **Nishiyama, Takanori, Mezon Mitaka 312**
17-34, Shimorenjaku-6-chome
Mitaka-shi(JP)

Inventor: **Yanagisawa, Kazunori**
1751, Imokubo-4-chome
Higashiyamato-shi(JP)
Inventor: **Itakura, Sakae**
898, Fukaya
Ayase-shi(JP)

(74) Representative: **Altenburg, Udo, Dipl.-Phys. et al**
Patent- und Rechtsanwälte,
Bardehle . Pagenberg . Dost . Altenburg . Frohwitter . Geissler & Partner,
Galileiplatz 1
D-81679 München (DE)

(54) **Portable radio telephone set.**

(57) A portable radio telephone set provided with a display section includes a rotary selector which turns to select various functions. A menu displayed on the display section is selected by the rotary selector during a non-conversation time and the sound volume can be adjusted during a conversation time. The adjusting operation can be performed from both the front and rear sides of the telephone set. The rotary selector and button keys are arranged within the operation range of the thumb, and ordinary dial functions performed by operating these rotary selector and button keys are provided.

FIG. 1

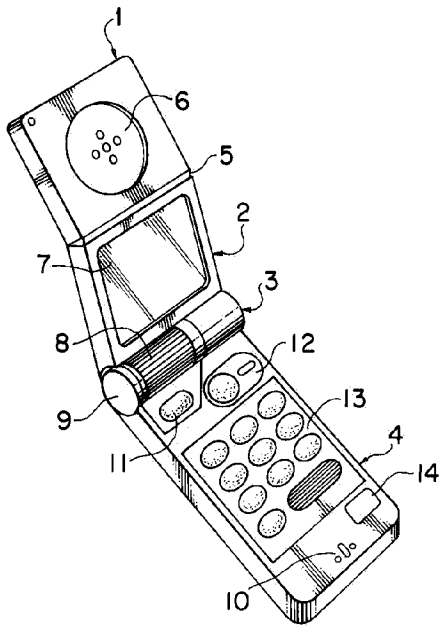

EP 0 588 210 A1

BACKGROUND OF THE INVENTION

Field of the Invention:

The present invention relates to a portable radio terminal and, more particularly, to a portable radio telephone set having a folding and housing control mechanism and a rotary selector for selecting various functions provided in a hinge section for folding and housing purpose.

Description of the Related Art:

Conventional portable radio telephone sets (hereinafter referred to simply as telephone sets) are not only provided with ordinary telephone functions, but also an electronic telephone directory function by which telephone numbers and names can be registered, a help function for guiding various functions, an incoming call tone selection function for selecting incoming call tone, and the like, thus being formed as a multi-functional terminal. The conventional portable radio telephone set uses function buttons in order to select such functions. The operation of some terminals has been made easier by making the shape of function buttons different from that of dial buttons.

When, for example, the electronic telephone directory function is used, first a telephone set user operates a function button for the electronic telephone directory function in order to call a telephone number stored in the electronic telephone directory on a display section of the portable radio telephone set. Then, the telephone set user operates a function button for selecting the telephone number and a function button for scrolling the registered telephone numbers in order to call the wanted telephone number on the display section from among telephone numbers registered in the electronic telephone directory. When the wanted telephone number is confirmed on the display section by the above operation, the user operates a function button for starting a conversation in order to call the other party.

Though the conventional portable radio telephone set is multi-functional, the operation procedure thereof is complex for a user when the series of operations described above is considered. Furthermore, there is the possibility that the greater the number of buttons, the greater the chances that a button may be depressed erroneously when the button arrangement of a present portable radio telephone set is considered.

That is, in view of the complexity of such an operation procedure, it is not said easy, as regards a conventional telephone set in which functions are selected by function buttons, to operate various buttons with only one hand while holding the telephone set itself in the same hand.

SUMMARY OF THE INVENTION

It is an object of the present invention to provide a telephone set which makes it possible to easily perform various operations rehired particularly for conducting a radio conversation with one hand while the telephone set itself is being held by the same hand.

It is another object of the present invention to simplify the procedure for selecting or operating a plurality of functions of the telephone set.

It is still another object of the present invention to provide a multi-functional telephone set, the number of buttons thereof being reduced as much as possible.

To achieve the above-described objects, a portable radio telephone set in accordance with the present invention is provided, which portable radio telephone set has a display section, comprising a rotary selector which turns to select various functions. A menu of various functions displayed on the display section is selected when the rotary selector is during a non-conversation time, sound volume can be adjusted during a conversation time, the adjusting operation can be performed from both the front and rear sides of the telephone set. The rotary selector and button keys are arranged within the operation range of the thumb, and thus ordinary dial functions, performed by operating the rotary selector and the button keys, are provided.

According to the present invention, since the rotary selector is provided as a telephone terminal, it is possible to easily select a desired function of the telephone terminal with one hand by rotating the selector.

Also, according to the present invention, since the rotary selector is provided in a hinge section of a telephone terminal which is foldable so that it can be housed, it is possible to select a desired function of the telephone terminal by rotating the rotary selector.

Since the rotary selector is provided in the hinge section of the telephone terminal which is foldable so it can be housed, the hinge section can be of any size, and the mechanical strength of the hinge section is strengthened. The provision of the rotary selector results in a reduction of key buttons for performing multiple functions, or the like, making it possible to effectively use the space where the telephone set is arranged.

Also, by arranging the rotary selector provided in a terminal so as to be rotatable longitudinally and slidable along the shaft of the hinge, the rotary selector can be used as a cursor. Further, by moving the cursor on the display section up and down, or from side to side in linkage with the rotary

HP Inc. - Exhibit 1005 - Page 1253

selector in this way, various functions of a portable telephone set can be performed, and it is made easy to perform an operation with one hand.

The above and further objects and novel features of the invention will more fully appear from the following detailed description when the same is read in connection with the accompanying drawings. It is to be expressly understood, however, that the drawings are for the purpose of illustration only and are not intended as a definition of the limits of the invention.

BRIEF DESCRIPTION OF THE DRAWINGS

Fig. 1 is a perspective view illustrating the appearance of a portable radio telephone set in accordance with an embodiment of the present invention;

Fig. 2 is a perspective view illustrating a state in which the portable radio telephone set shown in Fig. 1 is used while it is held with one hand;

Fig. 3 is a perspective view illustrating a state in which the portable radio telephone set is used during a radio conversation state as it is seen from the outer side (the rear side) thereof;

Fig. 4 is an illustration of a one-hand operation method in a state in which the radio telephone set is held with one hand;

Fig. 5 is a partial sectional view of a joint portion of the radio telephone set in accordance with the embodiment of the present invention;

Fig. 6 is a partial sectional view of the joint portion and the receiver portion of the radio telephone set, a display section, and the like;

Fig. 7 is a perspective view, partly in cross section, illustrating a state in which the radio telephone set is folded so it is housed;

Fig. 8 is a plan view illustrating a method for controlling the position of a cursor by operating the dials of the radio telephone set in accordance with the present invention; and

Fig. 9 is a flowchart showing a selection of various functions by using a rotary selector of the radio telephone set.

DETAILED DESCRIPTION OF THE PREFERRED EMBODIMENTS

Preferred embodiments of the present invention will be explained below with reference to the accompanying drawings of Fig. 1 through Fig. 9.

The appearance of a telephone set in accordance with the present invention will be explained first. Fig. 1 illustrates in perspective the overall appearance of the main body of the telephone set when the folded state thereof is released and it is placed in a use state. In this case, a receiver section 1 and a display section 2 are freely flexed and engaged with each other via a hinge 5. These sections are engaged with an operation section 4 via a joint portion 3 by which the telephone set is folded and rotated so as to be housed. A receiver (speaker for outputting received voice sound) 6 is provided in the central portion of the receiver section 1. When this receiver is brought into contact with the ear of a party (user) during a radio conversation, a voice sound from the other party is heard. Since, as shown in the figure, the hinge 5 is flexed to form a V shape, it is easy to operate the telephone set during the radio conversation state. The joint portion 3 maintains the state in which the telephone set is rotated after the main body of the telephone set is folded and housed, that is, the use state, and is provided with a selector 8 for selecting functions, a rotation operation mechanism, and a push-button 9. A set button 11 for storing/retrieving and inputting/outputting information, a call origination (re-origination) button 12 for starting a conversation, a ten-key portion 13, and a termination button 14 for terminating a conversation are provided in the operation section 4, a microphone 10 being contained in the front end portion of the main body. With this construction, when a radio conversation function is selected by the selector 8, a telephone set user brings the receiver 6 into contact with the ear, and the user's mouth is brought close to the microphone 10 as in a handset of a conventional telephone set, a radio conversation with the other party then being conducted. Keyed-in information and necessary information from among stored information are called and displayed on a liquid-crystal display screen 7 disposed in the central portion of the display section 2.

Fig. 2 illustrates a state in which the telephone set is being used while it is held by one hand (the left hand in this embodiment). The telephone set user grasps both end portions of the joint portion 3 between the thumb "a" and the forefinger "b". The push-button 9 is depressed by the thumb "a" in order to rotate the display section 2 and the receiver section 1 via the joint portion 3, thereby shifting the state of the telephone set from the state in which it is folded and housed to a stable use state. Since the main body of the telephone set is basically held by the thenar "c" and the remaining three fingers "d", an accident, such as the main body of the telephone set falling from the hand, does not occur even if the thumb "a" and the forefinger "b" are separated from the main body of the telephone set. Therefore, if the main body of the telephone set is held as shown in Fig. 2, the telephone set user can operate the selector 8 and various operation buttons on the operation section 4 with the thumb "a" while simultaneously confirming a display on the liquid-crystal display screen 7.

HP Inc. - Exhibit 1005 - Page 1254

Fig. 3 is a perspective view of the portable radio telephone set as it is seen from the outer side (the rear side) thereof, illustrating a state in which the radio telephone set is used during a radio conversation. As shown in Fig. 3, the forefinger "b" is separated from one end of the joint portion 3, and the selector 8 is operated by the forefinger "b". As a result, the selector 8 can be operated by the thumb "a" from the inner surface thereof, and also by the forefinger "b" from the outer surface thereof.

Therefore, the selector 8 is provided in the joint portion 3 so as to select various functions (to be specific, call origination/reception, telephone number, secrecy, input, output, storage, calculation, time, remote control, schedule, call, clear, calendar, dictionary, map, characters, numerals, or the like) during a non-radio conversation time, and so as to function to adjust the volume of the received voice sound during a radio conversation time. The selector 8 is provided in such a way that the selector 8 is rotatable longitudinally and can be operated from both the inner and outer surfaces.

Fig. 4 illustrates a one-hand operation method in a state in which the radio telephone set is held with one hand. As shown in the figure, in the main body of the telephone set, the right and left ends of the operation section 4 are held by the thenar "c" and the three fingers "d". If the push-button 9 is depressed by the thumb "a", the folded and housed telephone set can be shifted to a stable use state, i.e., a radio conversation state, by rotating the receiver section 1 and the display section 2 via the joint portion 3.

An example of a case in which a radio conversation is conducted in this use state will be explained. First, the telephone set user selects by using the selector 8 a list display function (one function of the telephone set) for displaying a list of names and their telephone numbers. The available selection methods include a method in which a list of functions is displayed beforehand on the liquid-crystal display screen 7 and a cursor which is moved in linkage with the rotation of the selector 8 or the like is moved up and down to identify any one of the functions, a method in which the selector itself is provided with a change-over switch corresponding to multiple functions, the selector being switched to select any one of the functions. The functions can be more easily selected by using the selector 8 in addition to the key buttons. Next, a list of the prestored names and their telephone numbers is displayed on the liquid-crystal display screen 7, and a wanted telephone number is retrieved by scrolling the display screen using the selector 8. In the above display and retrieval method, only the selector 8 needs to be operated. As a result, an operation for switching the selector 8 at a thumb position "f" is possible. Further, when the telephone number of the other party is confirmed, a set button 11 is depressed at a thumb position "g", and a call origination (re-origination) button 12 is operated, allowing a radio conversation to start. When the radio conversation is terminated, a termination button 14 is depressed at a thumb position "i" in order to complete a series of operations necessary for conducting a radio conversation. That is, the range in which the liquid-crystal display screen 7 can be visually confirmed and in which the thumb "a" can be moved to operate the selector 8, the call origination (re-origination) button 12, and the termination button 14 is assumed to be the range defined by the broken lines A and B shown in the figure. In this range, necessary operations can be performed by the thumb "a". In other words, this range is a range in which the thumb "a" is rotated, turned, moved back and forth, and bent in a combined manner at a joint "e" about the base of a human's phalanx in the thumb "a". Therefore, when the selector 8 and various buttons required for a radio conversation are arranged in the range defined by the broken lines A and B, since the selector 8 and the buttons are operated with one hand, the ease with which the telephone set is operated with one hand is enhanced.

An example in which these various functions are selected by the selector 8 will now be explained with reference to the flowchart in Fig. 9. When the telephone set is opened for use from the state in which it is housed because the push-button 9 is depressed by the thumb "a", the power supply is turned on, and the initial screen appears on the liquid-crystal display screen 7, on which screen date, time, and the like are displayed. When the set button 11 is depressed, a function screen appears on the display screen 7. The displayed function setting and the memory dial are cursor-moved by turning the selector 8. Then, a function is selected, and the function is determined by operating the set button 11.

When a function setting is selected in such function selection, functions "Set/Release", "Select", "Adjust", "Command input" and "Display only" are successively displayed as a result of the turning of the selector 8, making scrolling retrieval possible and allowing these selected functions to be confirmed. When these functions are selected and set by the set button 11, call origination restriction is set or released in "Set/Release", turning on/off of number announcement is selected by the cursor movement caused by the turning of the selector 8 and determined by the set button 11, and the screen returns to the initial screen. When the function "Select" is selected and set, the selectable range of ringing tone quality is displayed, and it is possible to select the tone quality by turning

HP Inc. - Exhibit 1005 - Page 1255

the selector 8 while displaying the current situation. After the tone quality is determined by the set button 11, the screen returns to the initial screen. When the function "Adjust" is selected and set, the selectable range of the receiver tone volume is displayed, and it is possible to select the tone volume by turning the selector 8 while displaying the current situation. After the receiver tone volume is determined by the set button 11, the screen returns to the initial screen. When the function "Command input" is selected and set, a display screen for inputting four digits of a personal identification number appears, making it possible to input the number by using the buttons of a ten-key section 13. The number is set by the set button 11 after it is input, and the screen returns to the initial screen. When the function "Display only" is selected and set, the amount of the remaining memory of the memory dial is displayed, and the screen returns to the initial screen.

When the memory dial is selected in the function selection, "Store", "Update", and "Clear" displayed on the display screen 7 are set by the selector 8 as a result of the turning thereof, and set by the set button 11, making it possible to proceed to the subsequent functions.

Although in the above-described operation, functions are determined by the set button 11, the selector 8 may be moved axially so as to have the same functions as those of the set button 11 as in a joystick 29 which will be described later. In such a case, the ease with which the telephone set is operated with one hand is enhanced even more.

Fig. 5 is a partial sectional view of the joint portion 3 of the radio telephone set in accordance with the present invention. The joint portion 3 is formed of a case 15 and a button shaft 19, and fixed to the operation section 4. A boss shaft 16 is formed in the central end surface portion of the case 15, and the boss shaft 16 and a hollow flange 18 are rotatably engaged with each other. Similarly, a sleeve shaft 22 is formed in the button shaft 19, and the sleeve shaft 22 and a sleeve flange 20 are rotatably engaged with each other. The rotatable hollow flange 18 and the sleeve flange 20 are fixed by a chassis 17 which is stably fixed inside the display section 2. In this way, the operation section 4 and the display section 2 are freely engaged with each other in such a way that they can be folded on one another via the joint portion 3.

The push-button 9 can be movably inserted into the end surface of the button shaft 19. A shank 23 formed in the push-button 9 is slidably fitted into the inside of the sleeve shaft 22. A stopper piece 24 is disposed in the shank 23 which is engaged with notches 25 and 26 formed in the end surfaces of the sleeve shaft 22 and the sleeve flange 20. As a result, the rotation of the sleeve flange 20 is stopped, and consequently the rotation of the display section 2 is stopped stably. The notch 26 of the sleeve shaft 22 does not allow the engagement of the stopper piece 24 to be released for the maximum axial stroke of the push-button 9. In contrast, the engagement of the notch 25 of the sleeve flange 20 can be released and freely rotated. The notch 25 of the sleeve flange 20 is formed at an open position where the telephone set is being used and at a housing position (not shown) where it is folded and housed.

Further, a torsion coil spring 21 is disposed inside the case 15. One end of the torsion coil spring 21 is connected and fixed to the case 15, and the other end thereof is extended from the case 15 and engaged with a spring hole formed in the hollow flange 18. As a result, if the push-button 9 is depressed, the stopper piece 24 releases the stoppage at the notch 25 (not shown) when it is housed, and the elastic force of the torsion coil spring 21 is released, causing the hollow flange 18 to rotate. Therefore, the receiver section 1 and the display section 2 are rotated, becoming ready for use.

Since some elastic force still remains in the torsion coil spring 21 in the above connection in the use state, a rotational force is given continuingly in the direction in which the remaining elastic force is released. This fact indicates that unwanted jarring which may occur when the telephone set is used, is prevented by the rotational force thereof.

Further, when a selector shaft 28 engaging with the selector 8 moves along the axis thereof when the mechanical position thereof is read, the stroke stops at the end surface of the shank 23 so as to serve as a stopper. The press fitting between the shank 23 and a shaft 27 is not released by such an operation force acting on the selector shaft 28. The selector shaft 28 and the shaft 27 are able to slide axially and turn around the shaft thereof on one shaft. The shaft 27 is supported so as to be slidable and turnable inside the selector shaft 28, and the other end reaches the joystick 29. Further, the selector shaft 28 extends close to the center of the joint portion 3, and the selector 8 is press-fitted to the end. The selector 8 is able to smoothly slide axially and turn around the shaft thereof without contacting other components.

Next, the joystick 29 will be explained. Disposed inside the joystick 29 are a power-supply switch (not shown) working with the shaft 27, a volume (for adjusting the receiver tone volume) which operates in response to the movement of the selector shaft 28, a sensor (for selecting functions), and the like. Examples of the sensor are a mechanical sensor, an electrical sensor, or an optical sensor. In short, the sensor detects the rotational position of the selector shaft 28, the sliding opera-

HP Inc. - Exhibit 1005 - Page 1256

tion along the rotational shaft, and sends a signal to the liquid-crystal display screen 7 so that function selection/setting shown in Fig. 9 is performed and the screen is switched. Examples of methods performed by the power-supply switch are a method in which the position of the selector shaft is detected by the sensor and the power supply is turned on/off, and a method in which simply one end of the selector shaft 28 and the surface which the one end contacts are formed into an electrical contact point, and it is made to work with the depressing of the push-button 9. If the turning on/off of the push-button 9 is made to work in linkage with the turning on/off of the power-supply switch as in these methods, the telephone set user depresses the push-button 9 in order to make the telephone set in a folded and housed state shift to a use state, the power supply of the telephone set can be turned on, making it unnecessary to provide a key button exclusively used for the power-supply switch in the operation section 4. More specifically, when the telephone set is shifted to a state in which it is placed in a use state from the folded and housed state, the power supply of the telephone set can be inevitably turned on without operating a key button exclusively used for the power supply. The sensor inside the joystick 29 works not only with the selector shaft 28, but also with the operation of the function button in the operation section 4, and functions can be selected from the operation section 4.

The functions selected in this way reach a display processing circuit (not shown) via a cord E, and various displays necessary for performing the functions are made. Although in the embodiment the selector 8 works for controlling the position of a cursor, a selector exclusively used for controlling the position of the cursor, in addition to the selector 8, may be disposed near the selector 8.

Fig. 6 is a partial sectional view of the joint portion 3, the receiver section 1, and the display section 2. As shown in the figure, the display section 2 is able to turn along a slide ring 30 which serves as a part of the joint portion 3 fixed to the operation section 4. Inside the display section 2, one end of a fine slide pin 31 is always pressed against and built onto the slide ring 30. The other end of the slide pin 31 is rotatably engaged with a hinge piece 32 which works with the hinge 5 by which the section between the display section 2 and the receiver section 1 is made flexible. An elastic spring 33 is fixed to the hinge piece 32, and the other end is fixed to a spring seat 34 formed inside the receiver section 1. As shown in the figure, the receiver section 1 stabilizes at the flex position as indicated by the solid line by the action of the elastic spring 33. When an unnecessary force acts on the receiver section 1, since the receiver section 1 is turned as indicated by the broken line, the telephone set itself is protected, and the receiver section 1 contacts the user's ear with elastic properties during a non-radio conversation. Thus, received voice can be heard in a satisfactory contact. When the telephone set is folded and housed, the receiver section 1 and the display section 2 are folded via the joint portion 3 as indicated by the broken line. Since, at that time, the slide pin 31 engages with a notch 35 of the slide ring 30, formed at the position at which the telephone set is housed, the receiver section 1 and the display section 2 are folded stably. At the folded time, the hinge piece 32 which works with the slide pin 31 is retracted into the display section 2. Therefore, the receiver section 1 which is flexed with respect to the display section 2 is folded in a state in which it is spread linearly so as to be along the display section 2.

Fig. 7 is a perspective view, partly in cross section, illustrating a state in which the telephone set is folded so as to be housed. As shown in the figure, since the slide pin 31 built into the display section 2 is engaged with the notch 35 formed in a part of the outer periphery of the joint portion 3 (equivalent to the slide ring 30), the telephone set is stably folded and housed. In this folded and housed state, if the push-button 9 is operated, the receiver section 1 and the display section 2 are turned for use, and the slide pin 31 is slidingly released from the notch 35. As a result, the receiver section 1 is flexed with respect to the display section 2.

Finally, controlling the position of the cursor by using the selector 8 will be explained. Fig. 8 illustrates a method for controlling the position of the cursor. As shown in the figure, the selector 8 disposed in the joint portion 3 is used to update the position of the noticed display on the liquid-crystal display screen 7, i.e., the position of a cursor 37. When that position is updated, the thumb "a" is operated at will from side to side in the direction of the arrow A or up and down in the direction of the arrow B in a state in which the thumb "a" contacts at a position "j" on the selector 8. That is, when the selector 8 is in a free state, the selector 8 stabilizes while maintaining clearances 36a and 36b of the same size toward the right and left, respectively. The operation using the thumb "a" in the direction of the arrow A changes the size of these clearances 36a and 36b. This change is sensed by a sensor inside the above-mentioned joystick 29. If, for example, the selector 8 is operated to the right, the cursor 37 is moved to the right on the liquid-crystal display screen 7. If the thumb "a" is released from the selector 8, the selector 8 is automatically made to return to the central position. The upward and downward opera-

HP Inc. - Exhibit 1005 - Page 1257

tion of the selector 8 by using the thumb "a" causes the selector 8 to rotate up and down. The direction and the amount of the rotation at that time is sensed by the knob or sensor inside the joystick 29, and the cursor 37 moves up and down on the liquid-crystal display screen 7. What is meant by "sensed by the knob" here is that the amount of the rotation of the selector 8 is determined by voltage, current or the like corresponding to the knob. When a selector exclusively used for controlling the position of the cursor, in addition to the selector 8, is disposed near the selector 8, the selector exclusively used for controlling the position of the cursor is similarly operated, controlling the position of the cursor 37. Therefore, if the cursor 37 is moved successively to a desired position, for example, in a condition in which all necessary characters, numerals, symbols or the like are displayed on the liquid-crystal display screen 7, characters or the like at a moved position are sequentially selected as input subjects, and processed. When the set button 11 is operated on the operation section 4 in a condition in which, for example, the cursor 37 is moved to a desired character position, a list of names and telephone numbers can be displayed in part on the upper portion of the liquid-crystal display screen 7. Up to the present time, desired character strings or the like have been formed solely by operations of ten-keys for a necessary number of times. The operations are troublesome and complex, and key processing requiring a great number of operations is necessary. However, when display processing is performed as described above, such inconveniences as described above are reduced.

According to the embodiment of the present invention, as described above, since the rotary selector is disposed in the hinge section of a telephone set which is folded so as to be housed, the hinge section is made to have a desired size so that the mechanical strength of the hinge section can be strengthened. Since the provision of the rotary selector results in a reduction of key buttons for performing multiple functions, there is an advantage in that the space where the telephone set is arranged can be effectively used.

According to the embodiment of the present invention, there is an advantage in that by using the rotary selector disposed in a terminal, no key buttons exclusively used for controlling the cursor are needed, and the operation with one hand is made easier.

In addition, according to the embodiment of the present invention, the number of necessary key buttons can be reduced since the portable telephone set is provided with a rotary selector, and key buttons and a display of the most appropriate size can be arranged in a telephone set of the most appropriate size. Furthermore, when the rotary selector is disposed in the hinge section of a folding type portable telephone set, the space where the rotary selector is disposed can be reduced.

According to the embodiment of the present invention, since a rotary selector is disposed in the telephone set, it is possible to easily perform various operations necessary, in particular, for conducting a radio conversation with the fingers of one hand while the telephone set itself is being held with the same hand.

Many different embodiments of the present invention may be constructed without departing from the spirit and scope of the present invention. It should be understood that the present invention is not limited to the specific embodiment described in this specification. To the contrary, the present invention is intended to cover various modifications and equivalent arrangements included within the spirit and scope of the claims. The following claims are to be accorded the broadest interpretation, so as to encompass all such modifications and equivalent structures and functions.

Claims

1. A portable radio telephone set provided with a display section, comprising: a rotary selector which turns to select various functions,

   said rotary selector being capable of selecting a menu of the various functions displayed on the display section during a non-conversation time, and capable of adjusting the sound volume during a conversation time, the adjusting operation capable of being performed from both the front and rear sides of said telephone set, and

   button keys being arranged with said rotary selector within the operation range of the thumb so that ordinary dial functions performed by operating said rotary selector and said button keys are provided.

2. A portable radio telephone set according to claim 1, said telephone set being of a folding type so as to be housed, wherein said rotary selector is provided in the foldable hinge section so as to be rotatable in the same direction as that of said hinge section.

3. A portable radio telephone set according to claim 2, wherein a folding and housing control mechanism is disposed in the side end of said hinge section.

4. A portable radio telephone set according to claim 1, wherein said rotary selector is rotat-

HP Inc. - Exhibit 1005 - Page 1258

able and slidable along the rotational shaft thereof.

5. A portable radio telephone set according to one of claims 1 and 4, wherein said rotary selector makes it possible to control the position of a cursor on the display section.

6. A portable radio telephone set according to claim 1, wherein, when said rotary selector turns to set functions in function selection, it is possible to scroll and retrieve setting and releasing of call origination restriction, ringing tone, receiver tone volume, inputting of a personal identification number or the like, which are functions displayed on said display section, and it is possible to select and set these functions by the rotary selector.

7. A portable radio telephone set which is provided with a display section and of a folding and housing type, said telephone set comprising a rotary selector which turns to select various functions being disposed in a hinge section for folding and housing purpose in such a way that the rotary selector can turn in the same direction as that of said hinge section, and a dial for controlling the position of a cursor being disposed near the shaft of the hinge section of said rotary selector, said dial being capable of turning in the same direction as that of said hinge section and capable of sliding along the shaft of said hinge section.

8. A portable radio telephone set according to claim 7, further comprising a folding and housing control mechanism disposed in the side end of said hinge section.

9. A portable radio telephone set which is provided with a display section and of a folding and housing type, said telephone set comprising a rotary selector which turns to select various functions disposed in a hinge section for folding and housing purpose in such a way that the rotary selector can turn in the same direction as that of said hinge section, said rotary selector selecting a menu displayed on a display section during a non-conversation time and adjusting a sound volume during a conversation time, such adjusting operation capable of being performed from both the front and rear sides of said telephone set, button keys being arranged with said rotary selector within the operation range of the thumb so that ordinary dial functions performed by operating said rotary selector and button keys are provided, and a dial for controlling the position of a cursor being disposed near the shaft of the hinge section of said rotary selector, said dial being capable of turning in the same direction as that of said hinge section and capable of sliding along the shaft of said hinge section.

HP Inc. - Exhibit 1005 - Page 1259

FIG. 1

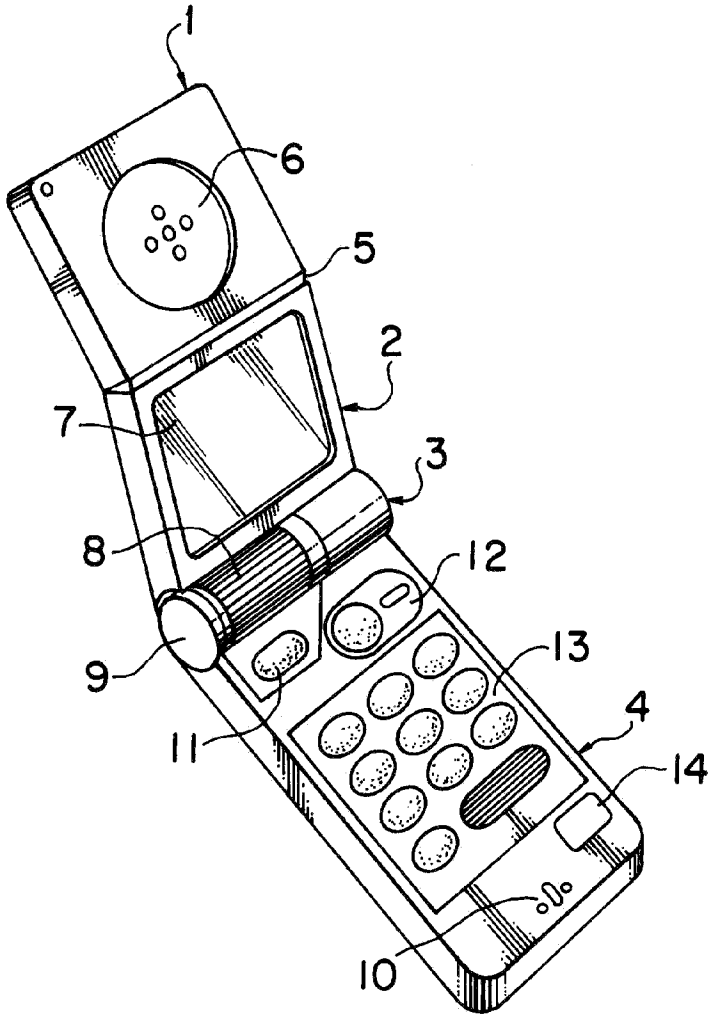

HP Inc. - Exhibit 1005 - Page 1260

FIG. 2

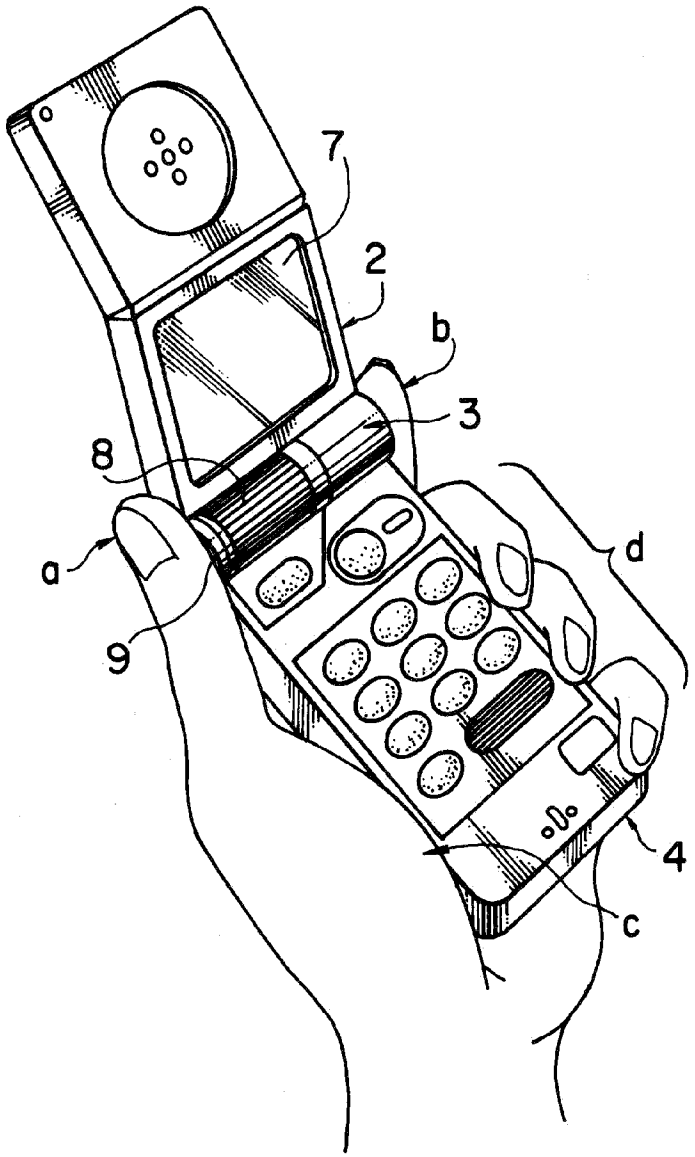

HP Inc. - Exhibit 1005 - Page 1261

FIG. 4

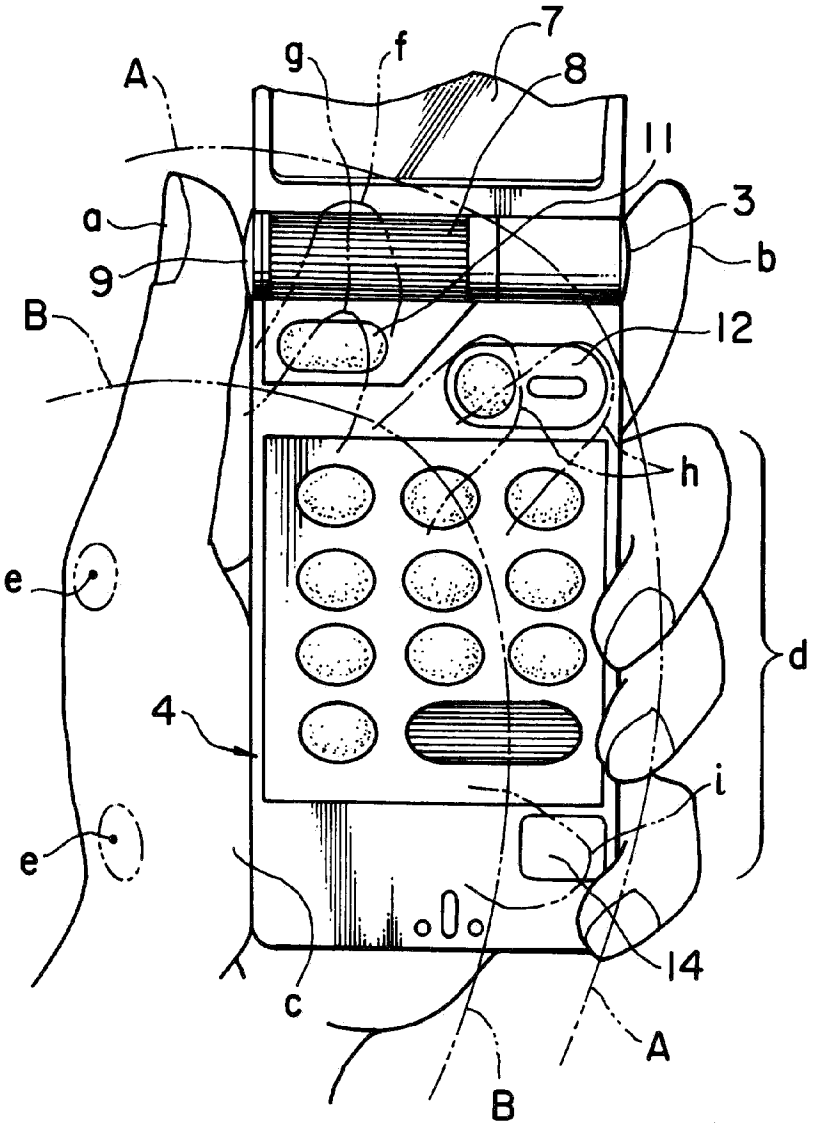

HP Inc. - Exhibit 1005 - Page 1262

FIG. 3

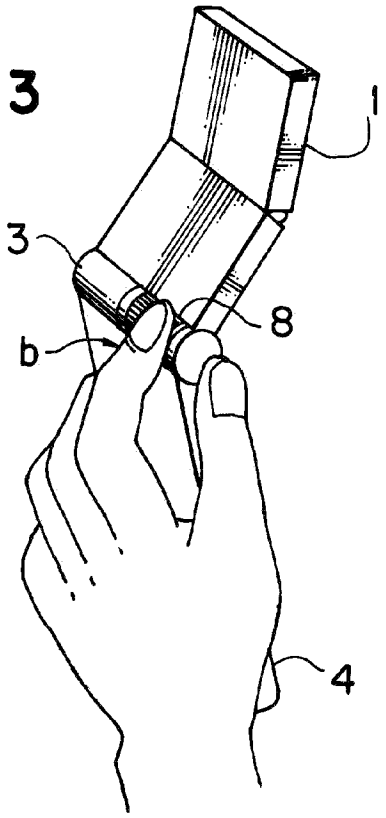

FIG. 5

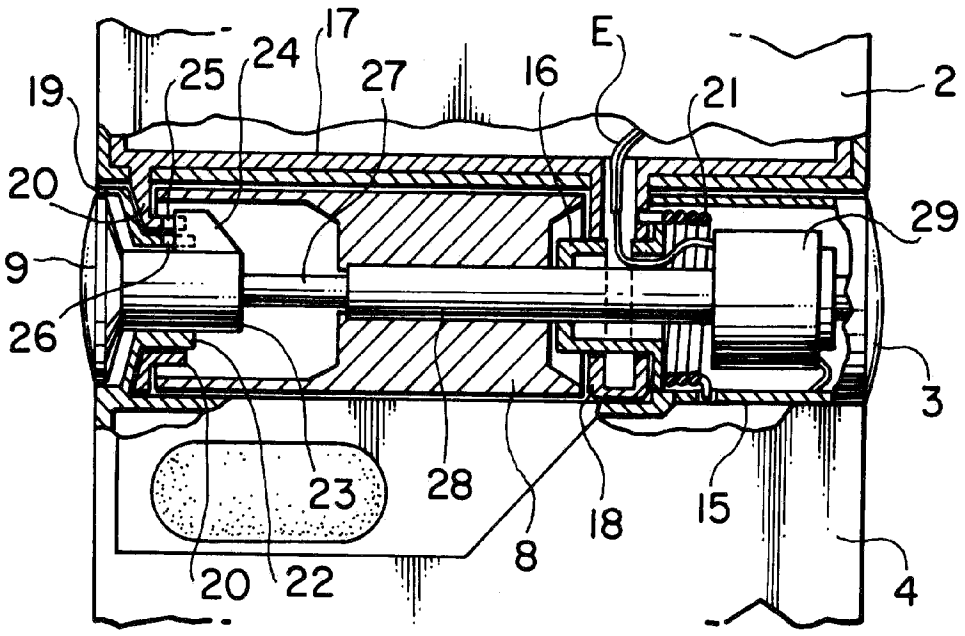

HP Inc. - Exhibit 1005 - Page 1263

FIG. 6

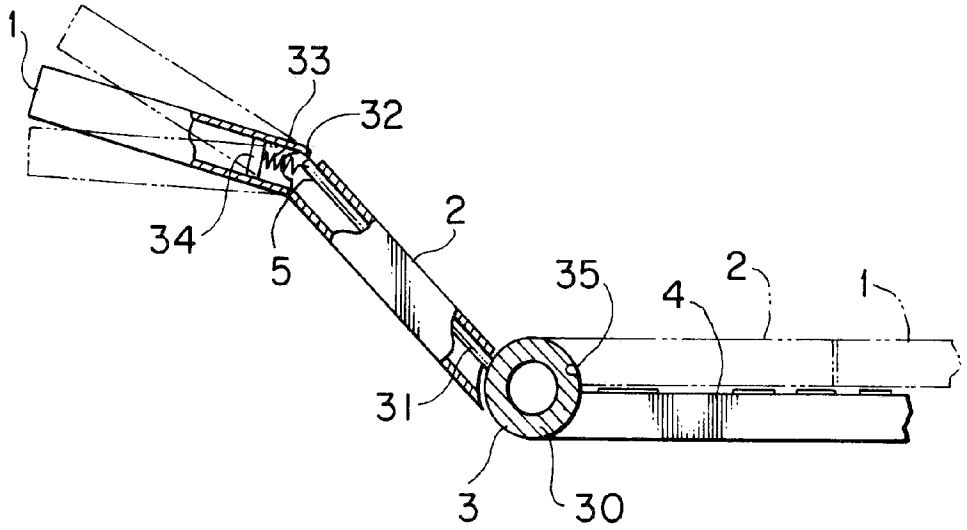

FIG. 7

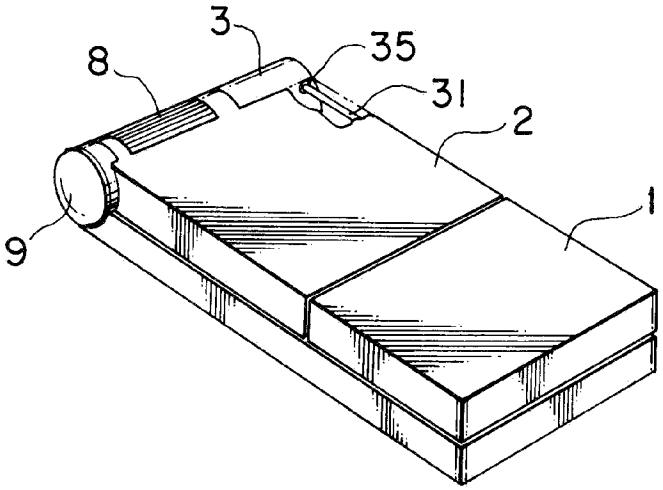

HP Inc. - Exhibit 1005 - Page 1264

FIG. 8

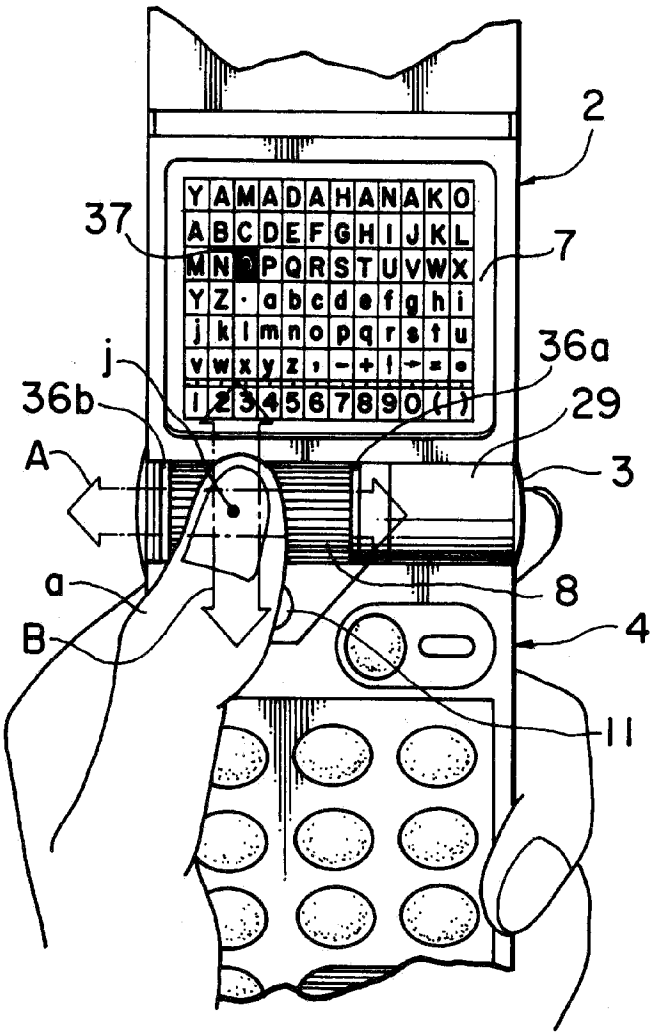

HP Inc. - Exhibit 1005 - Page 1265

FIG. 9

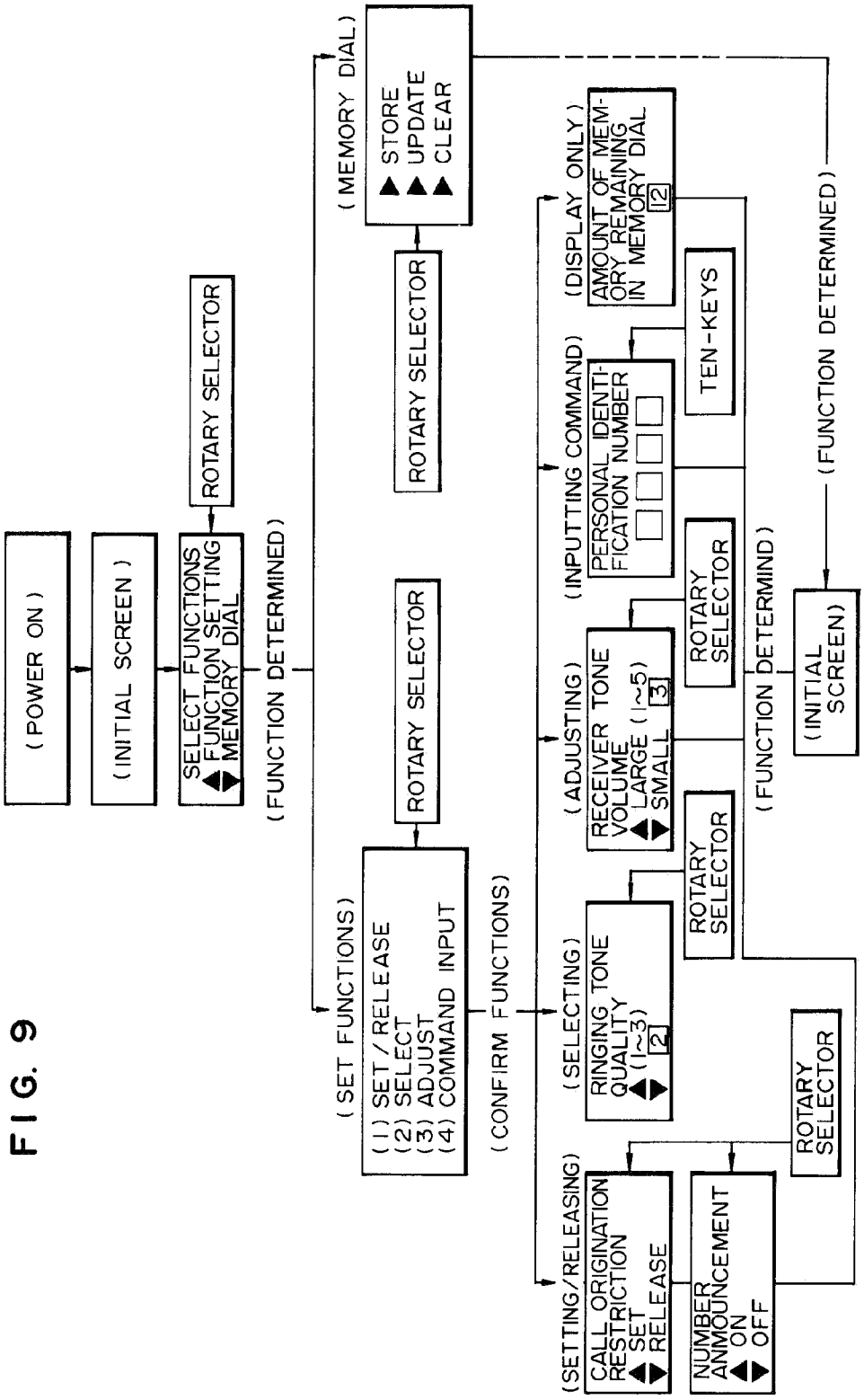

HP Inc. - Exhibit 1005 - Page 1266

European Patent Office

EUROPEAN SEARCH REPORT

Application Number
EP 93 11 4327

DOCUMENTS CONSIDERED TO BE RELEVANT

Category	Citation of document with indication, where appropriate, of relevant passages	Relevant to claim	CLASSIFICATION OF THE APPLICATION (Int.Cl.5)
Y A	EP-A-0 463 856 (NOKIA MOBILE PHONES LTD) * the whole document *	1,6 7,9	H04M1/02
Y	DE-A-40 08 598 (PHILIPS PATENTVERWALTUNG GMBH) * column 3, line 15 - column 5, line 34; figures 1-3 *	1,6	
A	EP-A-0 373 387 (ROBERT BOSCH GMBH) * column 2, line 40 - column 4, line 35; figures 1,2 *	1,5,7,9	
A	US-A-4 481 382 (VILLA-REAL) * column 3, line 10 - column 5, line 65; figures 1-6 *	1,7,9	
A	US-A-5 027 394 (ONO ET AL) * column 2, line 55 - column 3, line 30; figures 1-7 *	2	
			TECHNICAL FIELDS SEARCHED (Int.Cl.5) H04M

The present search report has been drawn up for all claims

Place of search	Date of completion of the search	Examiner
THE HAGUE	15 December 1993	Delangue, P

CATEGORY OF CITED DOCUMENTS

X : particularly relevant if taken alone
Y : particularly relevant if combined with another document of the same category
A : technological background
O : non-written disclosure
P : intermediate document

T : theory or principle underlying the invention
E : earlier patent document, but published on, or after the filing date
D : document cited in the application
L : document cited for other reasons

& : member of the same patent family, corresponding document

EPO FORM 1503 03.82 (P04C01)

Electronic Acknowledgement Receipt

EFS ID:	8757340
Application Number:	12170951
International Application Number:	
Confirmation Number:	2004
Title of Invention:	PORTABLE COMPUTER WITH MULTIPLE DISPLAY CONFIGURATIONS
First Named Inventor/Applicant Name:	Yves Behar
Customer Number:	37462
Filer:	Matthew H. Grady
Filer Authorized By:	
Attorney Docket Number:	L2039-700111
Receipt Date:	03-NOV-2010
Filing Date:	10-JUL-2008
Time Stamp:	13:30:44
Application Type:	Utility under 35 USC 111(a)

Payment information:

Submitted with Payment	no

File Listing:

Document Number	Document Description	File Name	File Size(Bytes)/ Message Digest	Multi Part /.zip	Pages (if appl.)
1	Transmittal Letter	L2039-700111_IDS_Letter.pdf	33035 e443bee6181fa3029caab5134a68812baa82d433	no	3

Warnings:	
Information:	

2	NPL Documents	L2039_Search_Report.pdf	13516350 a1bb1638eb29176fbaac48ae62fa74c3e17b82ed	no	12
Warnings:					
Information:					
3	Foreign Reference	DE19952486A1_Plus_Translation.pdf	519019 e8d040c0b4a4fd3d09a78a0ed615fa3de9cdc33a	no	9
Warnings:					
Information:					
4	Information Disclosure Statement (IDS) Filed (SB/08)	L2039-700111_updated_IDS_2.pdf	614777 0a1060734122b6ded5c38f8d42890313d4c9a05b	no	12
Warnings:					
Information:					
5	Foreign Reference	EP_0588210.pdf	908269 0391104a3150860e017714968a9e4a2b98168ff2	no	16
Warnings:					
Information:					
		Total Files Size (in bytes):	15591450		

This Acknowledgement Receipt evidences receipt on the noted date by the USPTO of the indicated documents, characterized by the applicant, and including page counts, where applicable. It serves as evidence of receipt similar to a Post Card, as described in MPEP 503.

New Applications Under 35 U.S.C. 111

If a new application is being filed and the application includes the necessary components for a filing date (see 37 CFR 1.53(b)-(d) and MPEP 506), a Filing Receipt (37 CFR 1.54) will be issued in due course and the date shown on this Acknowledgement Receipt will establish the filing date of the application.

National Stage of an International Application under 35 U.S.C. 371

If a timely submission to enter the national stage of an international application is compliant with the conditions of 35 U.S.C. 371 and other applicable requirements a Form PCT/DO/EO/903 indicating acceptance of the application as a national stage submission under 35 U.S.C. 371 will be issued in addition to the Filing Receipt, in due course.

New International Application Filed with the USPTO as a Receiving Office

If a new international application is being filed and the international application includes the necessary components for an international filing date (see PCT Article 11 and MPEP 1810), a Notification of the International Application Number and of the International Filing Date (Form PCT/RO/105) will be issued in due course, subject to prescriptions concerning national security, and the date shown on this Acknowledgement Receipt will establish the international filing date of the application.

DOCKET NO: L2039-700111

IN THE UNITED STATES PATENT AND TRADEMARK OFFICE

Applicant:	Yves Behar
Serial No:	12/170,951
Confirmation No:	2004
Filed:	July 10, 2008
For:	PORTABLE COMPUTER WITH MULTIPLE DISPLAY CONFIGURATIONS
Examiner:	HJERPE, RICHARD A
Art Unit:	2629

CERTIFICATE OF TRANSMISSION UNDER 37 C.F.R. §1.8(a)

The undersigned hereby certifies that this document is being electronically filed in accordance with 37 C.F.R. §1.6(a)(4) on the 3rd day of November, 2010.

/Matthew H. Grady/
Matthew H. Grady, Reg. No. 52,957

Commissioner for Patents

INFORMATION DISCLOSURE STATEMENT FILED PURSUANT TO THE DUTY OF DISCLOSURE UNDER 37 CFR §§1.56, 1.97 AND 1.98

Sir:

Pursuant to the duty of disclosure under 37 C.F.R. §§1.56, 1.97 and 1.98, the Applicant requests consideration of this Information Disclosure Statement.

PART I: Information Cited

The Applicant hereby makes of record in the above-identified application the information listed on the concurrently filed form PTO/SB/08a.

The order of presentation of the references should not be construed as an indication of the importance of the references.

The Applicant hereby makes the following additional information of record in the above-identified application.

The applicant would like to bring to the Examiner's attention the following co-pending applications that may contain subject matter related to this application:

Serial No.	Filing Date	Inventor(s)	Publication No.
12/170,939	**July 10, 2008**	**Yves Behar**	**US 2009/0244832 A1**
12/416,479	**April 1, 2009**	**Yves Behar**	**US 2009/0322790 A1**
12/611,282	**November 3, 2009**	**Robert Pennington**	**US 2010-0174993 A1**

The Applicant would like to bring to the Examiner's attention the enclosed search report and/or written opinion from corresponding International Application PCT/US2009/038599.

PART II: Explanation of Non-English Language References

The following is a concise explanation of the relevance of each non-English language reference listed on the concurrently filed form PTO/SB/08a:

For the relevance of the listed non-English language reference DE 19952486 A1 published March 05, 2001, the reference was cited in the International Search Report from a corresponding PCT application PCT/US2009/038599, wherein this document was placed in category "X," meaning that, in the opinion of the International Searching Authority, the reference is a document of particular relevance. An English language version of the Abstract is attached, a machine based translation provided through the European Patent Office of the description and claims is provided herewith, and a translation from Thomson Innovation (http://www.thomsoninnovation.com), is also provided herewith.

PART III: Remarks

Documents cited anywhere in the Information Disclosure Statement, other than U.S. Patents and U.S. Patent Application Publications listed on a Form PTO/SB/08a, are enclosed unless otherwise indicated. It is respectfully requested that:

1. The Examiner consider completely the cited information, along with any other information, in reaching a determination concerning the patentability of the present claims;

2. Any concurrently filed form PTO/SB/08a be signed by the Examiner to evidence that the cited information has been fully considered by the Patent and Trademark Office during the examination of this application;

3. The citations for the information be printed on any patent which issues from this application.

By submitting this Information Disclosure Statement, the Applicant makes no representation that a search has been performed, of the extent of any search performed, or that more relevant information does not exist.

By submitting this Information Disclosure Statement, the Applicant makes no representation that the information cited in the Statement is, or is considered to be, material to patentability as defined in 37 C.F.R. §1.56(b).

By submitting this Information Disclosure Statement, the Applicant makes no representation that the information cited in the Statement is, or is considered to be, in fact, prior art as defined by 35 U.S.C. §102.

Notwithstanding any statements by the Applicant, the Examiner is urged to form his own conclusion regarding the relevance of the cited information.

An early and favorable action is hereby requested.

Respectfully submitted,

Yves Behar, Applicant

By: /Matthew H. Grady/

Matthew H. Grady, Reg. No. 52,957
Sarah M. Gates, Reg. No. 60,661
LANDO & ANASTASI, LLP
Riverfront Office Park
One Main Street
Cambridge, Massachusetts 02142
Tel. (617) 395-7000

PATENT COOPERATION TREATY

DOCKETED Dappe Foreign
DUE: 1/15 - Search Rpt
6.3.09
9.3.09
6.10.09

From the INTERNATIONAL SEARCHING AUTHORITY

PCT

NOTIFICATION OF TRANSMITTAL OF THE INTERNATIONAL SEARCH REPORT AND THE WRITTEN OPINION OF THE INTERNATIONAL SEARCHING AUTHORITY, OR THE DECLARATION

To:

LOWRIE, LANDO & ANASTASI, LLP
Attn. Gates, Sarah M.
One Main Street, Eleventh Floor
Cambridge, Massachusetts 02142
ETATS-UNIS D'AMERIQUE

(PCT Rule 44.1)

Date of mailing *(day/month/year)* 03/06/2009	
Applicant's or agent's file reference A2029-7001WO	**FOR FURTHER ACTION** See paragraphs 1 and 4 below
International application No. PCT/US2009/038599	International filing date *(day/month/year)* 27/03/2009
Applicant AQUENT, LLC	

1. [x] The applicant is hereby notified that the international search report and the written opinion of the International Searching Authority have been established and are transmitted herewith.

   Filing of amendments and statement under Article 19:
   The applicant is entitled, if he so wishes, to amend the claims of the International Application (see Rule 46):

   When? The time limit for filing such amendments is normally two months from the date of transmittal of the International Search Report.

   Where? Directly to the International Bureau of WIPO, 34 chemin des Colombettes 1211 Geneva 20, Switzerland, Fascimile No.: (41–22) 338.82.70

   For more detailed instructions, see the notes on the accompanying sheet.

2. [ ] The applicant is hereby notified that no international search report will be established and that the declaration under Article 17(2)(a) to that effect and the written opinion of the International Searching Authority are transmitted herewith.

3. [ ] **With regard to the protest** against payment of (an) additional fee(s) under Rule 40.2, the applicant is notified that:

   [ ] the protest together with the decision thereon has been transmitted to the International Bureau together with the applicant's request to forward the texts of both the protest and the decision thereon to the designated Offices.

   [ ] no decision has been made yet on the protest; the applicant will be notified as soon as a decision is made.

4. **Reminders**

   Shortly after the expiration of **18 months** from the priority date, the international application will be published by the International Bureau. If the applicant wishes to avoid or postpone publication, a notice of withdrawal of the international application, or of the priority claim, must reach the International Bureau as provided in Rules 90*bis*.1 and 90*bis*.3, respectively, before the completion of the technical preparations for international publication.

   The applicant may submit comments on an informal basis on the written opinion of the International Searching Authority to the International Bureau. The International Bureau will send a copy of such comments to all designated Offices unless an international preliminary examination report has been or is to be established. These comments would also be made available to the public but not before the expiration of 30 months from the priority date.

   Within **19 months** from the priority date, but only in respect of some designated Offices, a demand for international preliminary examination must be filed if the applicant wishes to postpone the entry into the national phase **until 30 months** from the priority date (in some Offices even later); otherwise, the applicant must, **within 20 months** from the priority date, perform the prescribed acts for entry into the national phase before those designated Offices.

   In respect of other designated Offices, the time limit of **30 months** (or later) will apply even if no demand is filed within 19 months.

   See the Annex to Form PCT/IB/301 and, for details about the applicable time limits, Office by Office, see the *PCT Applicant's Guide*, Volume II, National Chapters and the WIPO Internet site.

Name and mailing address of the International Searching Authority	Authorized officer
European Patent Office, P.B. 5818 Patentlaan 2, NL–2280 HV Rijswijk Tel. (+31–70) 340–2040, Tx. 31 651 epo nl, Fax: (+31–70) 340–3016	Marja Brouwers

Form PCT/ISA/220 (October 2005)

(See notes on accompanying sheet)

NOTES TO FORM PCT/ISA/220

These Notes are intended to give the basic instructions concerning the filing of amendments under article 19. The Notes are based on the requirements of the Patent Cooperation Treaty, the Regulations and the Administrative Instructions under that Treaty. In case of discrepancy between these Notes and those requirements, the latter are applicable. For more detailed information, see also the *PCT Applicant's Guide*, a publication of WIPO.

In these Notes, "Article", "Rule", and "Section" refer to the provisions of the PCT, the PCT Regulations and the PCT Administrative Instructions, respectively.

INSTRUCTIONS CONCERNING AMENDMENTS UNDER ARTICLE 19

The applicant has, after having received the international search report and the written opinion of the International Searching Authority, one opportunity to amend the claims of the international application. It should however be emphasized that, since all parts of the international application (claims,description and drawings) may be amended during the international preliminary examination procedure, there is usually no need to file amendments of the claims under Article 19 except where, e.g. the applicant wants the latter to be published for the purposes of provisional protection or has another reason for amending the claims before international publication. Furthermore, it should be emphasized that provisional protection is available in some States only (see *PCT Applicant's Guide*, Volume I/A, Annexes B1 and B2).

The attention of the applicant is drawn to the fact that amendments to the claims under Article 19 are not allowed where the International Searching Authority has declared, under Article 17(2), that no international search report would be established (see *PCT Applicant's Guide*, Volume I/A, paragraph 296).

What parts of the international application may be amended?

Under Article 19, only the claims may be amended.

During the international phase, the claims may also be amended (or further amended) under Article 34 before the International Preliminary Examining Authority. The description and drawings may only be amended under Article 34 before the International Examining Authority.

Upon entry into the national phase, all parts of the international application may be amended under Article 28 or, where applicable, Article 41.

When?

Within 2 months from the date of transmittal of the international search report or 16 months from the priority date, whichever time limit expires later. It should be noted, however, that the amendments will be considered as having been received on time if they are received by the International Bureau after the expiration of the applicable time limit but before the completion of the technical preparations for international publication (Rule 46.1).

Where not to file the amendments?

The amendments may only be filed with the International Bureau and not with the receiving Office or the International Searching Authority (Rule 46.2).

Where a demand for international preliminary examination has been/is filed, see below.

How?

Either by cancelling one or more entire claims, by adding one or more new claims or by amending the text of one or more of the claims as filed.

A replacement sheet must be submitted for each sheet of the claims which, on account of an amendment or amendments, differs from the sheet originally filed.

All the claims appearing on a replacement sheet must be numbered in Arabic numerals. Where a claim is cancelled, no renumbering of the other claims is required. In all cases where claims are renumbered, they must be renumbered consecutively (Section 205(b)).

The amendments must be made in the language in which the international application is to be published.

What documents must/may accompany the amendments?

Letter (Section 205(b)):

The amendments must be submitted with a letter.

The letter will not be published with the international application and the amended claims. It should not be confused with the "Statement under Article 19(1)" (see below, under "Statement under Article 19(1)").

The letter must be in English or French, at the choice of the applicant. However, if the language of the international application is English, the letter must be in English; if the language of the international application is French, the letter must be in French.

HP Inc. - Exhibit 1005 - Page 1274

The letter must indicate the differences between the claims as filed and the claims as amended. It must, in particular, indicate, in connection with each claim appearing in the international application (it being understood that identical indications concerning several claims may be grouped),whether

(i) the claim is unchanged;

(ii) the claim is cancelled;

(iii) the claim is new;

(iv) the claim replaces one or more claims as filed;

(v) the claim is the result of the division of a claim as filed.

The following examples illustrate the manner in which amendments must be explained in the accompanying letter:

1. [Where originally there were 48 claims and after amendment of some claims there are 51]:
"Claims 1 to 29, 31, 32, 34, 35, 37 to 48 replaced by amended claims bearing the same numbers; claims 30, 33 and 36 unchanged; new claims 49 to 51 added."

2. [Where originally there were 15 claims and after amendment of all claims there are 11]:
"Claims 1 to 15 replaced by amended claims 1 to 11."

3. [Where originally there were 14 claims and the amendments consist in cancelling some claims and in adding new claims]:
"Claims 1 to 6 and 14 unchanged; claims 7 to 13 cancelled; new claims 15, 16 and 17 added." or
"Claims 7 to 13 cancelled; new claims 15, 16 and 17 added; all other claims unchanged."

4. [Where various kinds of amendments are made]:
"Claims 1–10 unchanged; claims 11 to 13, 18 and 19 cancelled; claims 14, 15 and 16 replaced by amended claim 14; claim 17 subdivided into amended claims 15, 16 and 17; new claims 20 and 21 added."

"Statement under article 19(1)" (Rule 46.4)

The amendments may be accompanied by a statement explaining the amendments and indicating any impact that such amendments might have on the description and the drawings (which cannot be amended under Article 19(1)).

The statement will be published with the international application and the amended claims.

It must be in the language in which the international application is to be published.

It must be brief, not exceeding 500 words if in English or if translated into English.

It should not be confused with and does not replace the letter indicating the differences between the claims as filed and as amended. It must be filed on a separate sheet and must be identified as such by a heading, preferably by using the words "Statement under Article 19(1)."

It may not contain any disparaging comments on the international search report or the relevance of citations contained in that report. Reference to citations, relevant to a given claim, contained in the international search report may be made only in connection with an amendment of that claim.

Consequence if a demand for international preliminary examination has already been filed

If, at the time of filing any amendments and any accompanying statement, under Article 19, a demand for international preliminary examination has already been submitted, the applicant must preferably, at the time of filing the amendments (and any statement) with the International Bureau, also file with the International Preliminary Examining Authority a copy of such amendments (and of any statement) and, where required, a translation of such amendments for the procedure before that Authority (see Rules 55.3(a) and 62.2, first sentence). For further information, see the Notes to the demand form (PCT/IPEA/401).

If a demand for international preliminary examination is made, the written opinion of the International Searching Authority will, except in certain cases where the International Preliminary Examining Authority did not act as International Searching Authority and where it has notified the International Bureau under Rule 66.1*bis*(b), be considered to be a written opinion of the International Preliminary Examining Authority. If a demand is made, the applicant may submit to the International Preliminary Examining Authority a reply to the written opinion together, where appropriate, with amendments before the expiration of 3 months from the date of mailing of Form PCT/ISA/220 or before the expiration of 22 months from the priority date, whichever expires later (Rule 43*bis*.1(c)).

Consequence with regard to translation of the international application for entry into the national phase

The applicant's attention is drawn to the fact that, upon entry into the national phase, a translation of the claims as amended under Article 19 may have to be furnished to the designated/elected Offices, instead of, or in addition to, the translation of the claims as filed.

For further details on the requirements of each designated/elected Office, see the *PCT Applicant's Guide*, Volume II.

HP Inc. - Exhibit 1005 - Page 1275

PATENT COOPERATION TREATY

PCT

INTERNATIONAL SEARCH REPORT

(PCT Article 18 and Rules 43 and 44)

Applicant's or agent's file reference	**FOR FURTHER ACTION**	see Form PCT/ISA/220 as well as, where applicable, item 5 below.
A2029-7001WO		
International application No.	International filing date *(day/month/year)*	(Earliest) Priority Date *(day/month/year)*
PCT/US2009/038599	27/03/2009	01/04/2008
Applicant		
AQUENT, LLC		

This international search report has been prepared by this International Searching Authority and is transmitted to the applicant according to Article 18. A copy is being transmitted to the International Bureau.

This international search report consists of a total of 3 sheets.

[X] It is also accompanied by a copy of each prior art document cited in this report.

1. **Basis of the report**
   a. With regard to the **language**, the international search was carried out on the basis of:
      [X] the international application in the language in which it was filed
      [ ] a translation of the international application into _____, which is the language of a translation furnished for the purposes of international search (Rules 12.3(a) and 23.1(b))
   b. [ ] This international search report has been established taking into account the **rectification of an obvious mistake** authorized by or notified to this Authority under Rule 91 (Rule 43.6*bis*(a)).
   c. [ ] With regard to any **nucleotide and/or amino acid sequence** disclosed in the international application, see Box No. I.

2. [ ] **Certain claims were found unsearchable** (See Box No. II)

3. [ ] **Unity of invention is lacking** (see Box No III)

4. With regard to the **title**,
   [X] the text is approved as submitted by the applicant
   [ ] the text has been established by this Authority to read as follows:

5. With regard to the **abstract**,
   [X] the text is approved as submitted by the applicant
   [ ] the text has been established, according to Rule 38.2(b), by this Authority as it appears in Box No. IV. The applicant may, within one month from the date of mailing of this international search report, submit comments to this Authority

6. With regard to the **drawings**,
   a. the figure of the **drawings** to be published with the abstract is Figure No. 4
      [X] as suggested by the applicant
      [ ] as selected by this Authority, because the applicant failed to suggest a figure
      [ ] as selected by this Authority, because this figure better characterizes the invention
   b. [ ] none of the figures is to be published with the abstract

International application No
PCT/US2009/038599

A. CLASSIFICATION OF SUBJECT MATTER
INV. G06F1/16

According to International Patent Classification (IPC) or to both national classification and IPC

B. FIELDS SEARCHED

Minimum documentation searched (classification system followed by classification symbols)
G06F H04M

Documentation searched other than minimum documentation to the extent that such documents are included in the fields searched

Electronic data base consulted during the international search (name of data base and, where practical, search terms used)
EPO-Internal

C. DOCUMENTS CONSIDERED TO BE RELEVANT

Category*	Citation of document, with indication, where appropriate, of the relevant passages	Relevant to claim No.
X	DE 199 52 486 A1 (SCHWEIZER JOACHIM [DE]; RUETTIGER MAXIMILIAN [DE]; JAENICKE VOLKMAR [D) 3 May 2001 (2001-05-03) column 1, line 56 - column 2, line 60; figures 1,2	1-26
X	US 2007/182663 A1 (BIECH GRANT S [CA]) 9 August 2007 (2007-08-09) paragraphs [0019] - [0071]; figures 1,2	1-26
A	EP 0 588 210 A (HITACHI LTD [JP]) 23 March 1994 (1994-03-23) column 3, line 49 - column 12, line 12; figures 1-5	1,16,18, 21,23

☐ Further documents are listed in the continuation of Box C.

☒ See patent family annex.

* Special categories of cited documents :

"A" document defining the general state of the art which is not considered to be of particular relevance

"E" earlier document but published on or after the international filing date

"L" document which may throw doubts on priority claim(s) or which is cited to establish the publication date of another citation or other special reason (as specified)

"O" document referring to an oral disclosure, use, exhibition or other means

"P" document published prior to the international filing date but later than the priority date claimed

"T" later document published after the international filing date or priority date and not in conflict with the application but cited to understand the principle or theory underlying the invention

"X" document of particular relevance; the claimed invention cannot be considered novel or cannot be considered to involve an inventive step when the document is taken alone

"Y" document of particular relevance; the claimed invention cannot be considered to involve an inventive step when the document is combined with one or more other such documents, such combination being obvious to a person skilled in the art.

"&" document member of the same patent family

Date of the actual completion of the international search	Date of mailing of the international search report
27 May 2009	03/06/2009

Name and mailing address of the ISA/	Authorized officer
European Patent Office, P.B. 5818 Patentlaan 2 NL - 2280 HV Rijswijk Tel. (+31-70) 340-2040, Fax: (+31-70) 340-3016	Arranz, José

HP Inc. - Exhibit 1005 - Page 1277

Patent document cited in search report	Publication date	Patent family member(s)	Publication date
DE 19952486 A1	03-05-2001	NONE	
US 2007182663 A1	09-08-2007	NONE	
EP 0588210 A	23-03-1994	DE 69331299 D1	24-01-2002
		DE 69331299 T2	14-08-2002
		JP 3268467 B2	25-03-2002
		JP 6090200 A	29-03-1994
		US 5436954 A	25-07-1995

PATENT COOPERATION TREATY

From the
INTERNATIONAL SEARCHING AUTHORITY

To:

see form PCT/ISA/220

PCT

WRITTEN OPINION OF THE INTERNATIONAL SEARCHING AUTHORITY

(PCT Rule 43*bis*.1)

Applicant's or agent's file reference see form PCT/ISA/220	Date of mailing *(day/month/year)* see form PCT/ISA/210 (second sheet) **FOR FURTHER ACTION** See paragraph 2 below

International application No.	International filing date *(day/month/year)*	Priority date *(day/month/year)*
PCT/US2009/038599	27.03.2009	01.04.2008

International Patent Classification (IPC) or both national classification and IPC
INV. G06F1/16

Applicant
AQUENT, LLC

1. This opinion contains indications relating to the following items:

- ☒ Box No. I Basis of the opinion
- ☐ Box No. II Priority
- ☐ Box No. III Non-establishment of opinion with regard to novelty, inventive step and industrial applicability
- ☐ Box No. IV Lack of unity of invention
- ☒ Box No. V Reasoned statement under Rule 43*bis*.1(a)(i) with regard to novelty, inventive step or industrial applicability; citations and explanations supporting such statement
- ☐ Box No. VI Certain documents cited
- ☐ Box No. VII Certain defects in the international application
- ☐ Box No. VIII Certain observations on the international application

2. **FURTHER ACTION**

If a demand for international preliminary examination is made, this opinion will usually be considered to be a written opinion of the International Preliminary Examining Authority ("IPEA") except that this does not apply where the applicant chooses an Authority other than this one to be the IPEA and the chosen IPEA has notifed the International Bureau under Rule 66.1*bis*(b) that written opinions of this International Searching Authority will not be so considered.

If this opinion is, as provided above, considered to be a written opinion of the IPEA, the applicant is invited to submit to the IPEA a written reply together, where appropriate, with amendments, before the expiration of 3 months from the date of mailing of Form PCT/ISA/220 or before the expiration of 22 months from the priority date, whichever expires later.

For further options, see Form PCT/ISA/220.

3. For further details, see notes to Form PCT/ISA/220.

Name and mailing address of the ISA:	Date of completion of this opinion	Authorized Officer
European Patent Office P.B. 5818 Patentlaan 2 NL-2280 HV Rijswijk - Pays Bas Tel. +31 70 340 - 2040 Fax: +31 70 340 - 3016	see form PCT/ISA/210	Arranz, José Telephone No. +31 70 340-4870

HP Inc. - Exhibit 1005 - Page 1279

Box No. I Basis of the opinion

1. With regard to the **language**, this opinion has been established on the basis of:

   ☒ the international application in the language in which it was filed

   ☐ a translation of the international application into , which is the language of a translation furnished for the purposes of international search (Rules 12.3(a) and 23.1 (b)).

2. ☐ This opinion has been established taking into account the **rectification of an obvious mistake** authorized by or notified to this Authority under Rule 91 (Rule 43bis.1(a))

3. With regard to any **nucleotide and/or amino acid sequence** disclosed in the international application and necessary to the claimed invention, this opinion has been established on the basis of:

   a. type of material:

      ☐ a sequence listing

      ☐ table(s) related to the sequence listing

   b. format of material:

      ☐ on paper

      ☐ in electronic form

   c. time of filing/furnishing:

      ☐ contained in the international application as filed.

      ☐ filed together with the international application in electronic form.

      ☐ furnished subsequently to this Authority for the purposes of search.

4. ☐ In addition, in the case that more than one version or copy of a sequence listing and/or table relating thereto has been filed or furnished, the required statements that the information in the subsequent or additional copies is identical to that in the application as filed or does not go beyond the application as filed, as appropriate, were furnished.

5. Additional comments:

Box No. V Reasoned statement under Rule 43*bis*.1(a)(i) with regard to novelty, inventive step or industrial applicability; citations and explanations supporting such statement

1. Statement

Novelty (N)	Yes:	Claims	6,7,14-24
	No:	Claims	1-5,8-13,25,26
Inventive step (IS)	Yes:	Claims	
	No:	Claims	1-26
Industrial applicability (IA)	Yes:	Claims	1-26
	No:	Claims	

2. Citations and explanations

see separate sheet

Re Item V.

1 Reference is made to the following documents:

D1: DE 199 52 486 A1 (SCHWEIZER JOACHIM [DE]; RUETTIGER MAXIMILIAN [DE]; JAENICKE VOLKMAR [D) 3 May 2001 (2001-05-03)

D2: US 2007/182663 A1 (BIECH GRANT S [CA]) 9 August 2007 (2007-08-09)

D3: EP-A-0 588 210 (HITACHI LTD [JP]) 23 March 1994 (1994-03-23)

2 INDEPENDENT CLAIMS 1,25

2.1 The present application does not meet the criteria of Article 33(1) PCT, because the subject-matter of claim 1 is not new in the sense of Article 33(2) PCT.
Document D1 discloses (the references in parentheses applying to this document):

a portable computer configurable between plurality of display modes including a laptop mode and an easel mode (Col.1, line 56 - Col.2, line 24), the portable computer comprising:
a display component including a display screen configured to display content (Fig.1);
a base (Fig.1); and
a hinge assembly configured to rotatably couple the display component to the base (Col.1, line 56 - Col.2, line 24);
wherein the hinge assembly is configured to permit rotation of the display component about a single axis to configure the portable computer between the laptop mode and the easel mode (Col.1, line 56 - Col.2, line 24).

Consequently, D1 discloses all the features of claim 1.

2.2 A corresponding objection as raised in §2.1 applies, mutatis mutandis, to claim 25.

3 DEPENDENT CLAIMS 2-24, 26
Dependent claims 2-24, 26 do not contain any features which, in combination with

the features of any claim to which they refer, meet the requirements of the PCT in respect of novelty and/or inventive step, see documents D1-D3 and the corresponding passages cited in the search report.

Possible steps after receipt of the international search report (ISR) and written opinion of the International Searching Authority (WO-ISA)

General information	For all international applications filed on or after 01/01/2004 the competent ISA will establish an ISR. It is accompanied by the WO-ISA. Unlike the former written opinion of the IPEA (Rule 66.2 PCT), the WO-ISA is not meant to be responded to, but to be taken into consideration for further procedural steps. This document explains about the possibilities.
Amending claims under Art. 19 PCT	Within 2 months after the date of mailing of the ISR and the WO-ISA the applicant may file amended claims under Art. 19 PCT directly with the International Bureau of WIPO. The PCT reform of 2004 did not change this procedure. For further information please see Rule 46 PCT as well as form PCT/ISA/220 and the corresponding Notes to form PCT/ISA/220.
Filing a demand for international preliminary examination	In principle, the WO-ISA will be considered as the written opinion of the IPEA. This should, in many cases, make it unnecessary to file a demand for international preliminary examination. If the applicant nevertheless wishes to file a demand this must be done before expiry of 3 months after the date of mailing of the ISR/WO-ISA or 22 months after priority date, whichever expires later (Rule 54bis PCT). Amendments under Art. 34 PCT can be filed with the IPEA as before, normally at the same time as filing the demand (Rule 66.1 (b) PCT). If a demand for international preliminary examination is filed and no comments/amendments have been received the WO-ISA will be transformed by the IPEA into an IPRP (International Preliminary Report on Patentability) which would merely reflect the content of the WO-ISA. The demand can still be withdrawn (Art. 37 PCT).
Filing informal comments	After receipt of the ISR/WO-ISA the applicant may file informal comments on the WO-ISA directly with the International Bureau of WIPO. These will be communicated to the designated Offices together with the IPRP (International Preliminary Report on Patentability) at 30 months from the priority date. Please also refer to the next box.
End of the international phase	At the end of the international phase the International Bureau of WIPO will transform the WO-ISA or, if a demand was filed, the written opinion of the IPEA into the IPRP, which will then be transmitted together with possible informal comments to the designated Offices. The IPRP replaces the former IPER (international preliminary examination report).
Relevant PCT Rules and more information	Rule 43 PCT, Rule 43bis PCT, Rule 44 PCT, Rule 44bis PCT, PCT Newsletter 12/2003, OJ 11/2003, OJ 12/2003

(19) BUNDESREPUBLIK DEUTSCHLAND

DEUTSCHES PATENT- UND MARKENAMT

(12) **Offenlegungsschrift**

(10) **DE 199 52 486 A 1**

(51) Int. Cl.[7]:
G 06 F 1/16
G 09 F 9/30
// G09F 27/00

(21) Aktenzeichen: 199 52 486.6
(22) Anmeldetag: 29. 10. 1999
(43) Offenlegungstag: 3. 5. 2001

(71) Anmelder:
Schweizer, Joachim, Dipl.-Ing., 80993 München, DE; Rüttiger, Maximilian, Dipl.-Ing.(FH), 80339 München, DE; Jänicke, Volkmar, 82064 Straßlach-Dingharting, DE

(72) Erfinder:
Schweizer, Joachim, Dipl.-Ing., 81245 München, DE

Die folgenden Angaben sind den vom Anmelder eingereichten Unterlagen entnommen

(54) Präsentationsvorrichtung

(57) Die Erfindung bezieht sich auf eine Präsentationsvorrichtung, die vorwiegend für eine Kundenberatung im Außendienst konzipiert ist. Ein Laptop-Computer mit einer verschiebbaren Tastatur 1 hat unter dieser einen zweiten Bildschirm 5, der bei einer Präsentation als Kontrollbildschirm verwendet wird. Der Hauptbildschirm 2 kann über wenigstens 220 Grad verschwenkt werden, so daß bei einer Präsentation zwei sich gegenüber sitzende Personen je einen Bildschirm betrachten können. Die Präsentationsvorrichtung kann auch wie ein herkömmlicher Laptop genutzt werden.

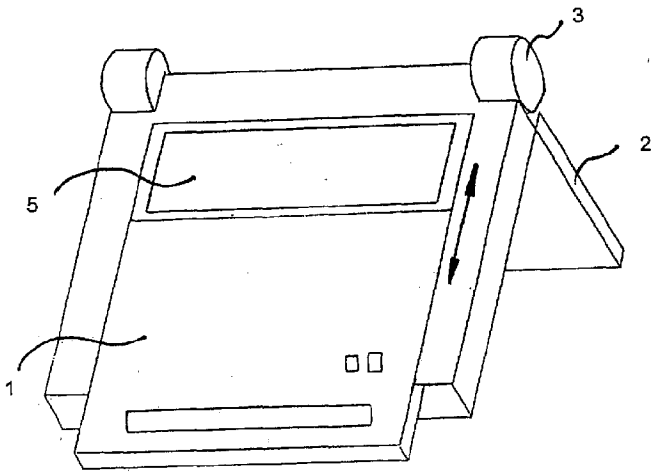

DE 199 52 486 A 1

DE 199 52 486 A 1

HP Inc. - Exhibit 1005 - Page 1285

Beschreibung

Die Erfindung bezieht sich auf eine Präsentationsvorrichtung, die vorwiegend für eine Kundenberatung im Außendienst konzipiert ist.

Wenn ein Beratungs- bzw. Verkaufsgespräch beim Kunden durchgeführt wird, sind die räumlichen Verhältnisse oft nicht für eine optimale Präsentation geeignet, d. h., moderne Präsentationsmittel, wie Overhead-Projektor mit LC-Display oder Videoprojektor, können nicht eingesetzt werden. Wenn z. B. Versicherungsvertreter oder Finanzdienstleister ihre Kunden in der Wohnung aufsuchen, ist es nicht möglich, eine Projektionswand aufzustellen. Derartige räumliche Veränderungen werden von den meisten Kunden abgelehnt. Es ist daher üblich, Berechnungen und Diagramme auf einem Blatt Papier aufzuzeichnen und dabei das Blatt halb zum Kunden zu drehen, damit er der ergänzenden schriftlichen Erläuterung folgen kann. Es ist auch möglich, einen Laptop-Computer zu benutzen, was jedoch insofern Probleme bringt, da der Verkäufer und der Kunde gemeinsam einen relativ kleinen Bildschirm betrachten müssen.

Es hat sich gezeigt, daß die Präsentation mit einem Computer eine Reihe von Vorteilen bietet. Mittels spezieller Software können z. B. verschiedenste Varianten einer Lebensversicherung durchgerechnet und sofort grafisch, d. h. leicht verständlich und daher überzeugend, dargestellt werden. Da sich diese Präsentationstechnik ständig weiterentwickelt und vom Kunden als sehr komfortabel akzeptiert wird, besteht das dringende Bedürfnis, auch für den kleinen Präsentationseinsatz vor Ort, d. h. in der Wohnung des Kunden oder in einem kleinen Büroraum, diese Technik einzusetzen.

Moderne Kleincomputer, wie z. B. kleine Notebooks, bieten auf Grund ihrer hohen Rechenleistung prinzipiell die Möglichkeit, auch programm- und speicherintensive, d. h. anspruchsvolle, Präsentationssoftware zu verarbeiten. Somit wäre auch beim Kunden vor Ort eine überzeugende Präsentation möglich, wenn das o. g. Problem der räumlichen Einschränkungen gelöst werden könnte.

Dazu wurde in dem deutschen GBM 94 06 985 vorgeschlagen, an einem herkömmlichen Laptop mit Flachbildschirm einen weiteren Flachbildschirm über ein Gelenk anzukoppeln, so daß zwei sich gegenüber sitzende Personen jeweils auf einen Bildschirm sehen können. Diese Vorrichtung ist prinzipiell für den vorgesehenen Anwendungsfall geeignet, jedoch umständlich in der Bedienung. Es besteht daher das Bedürfnis nach einer weiteren Verbesserung der Präsentationsqualität, nach einer weiteren Kostensenkung, nach einer Gewichtsverringerung oder nach einer verbesserten Bedienbarkeit.

Die Aufgabe der Erfindung besteht in der Schaffung einer rechnergestützten Präsentationsvorrichtung, die auch unter sehr beengten räumlichen Verhältnissen eine überzeugende Präsentation ermöglicht und einfach und bequem zu bedienen ist.

Die Aufgabe wird mit Vorrichtungen nach Anspruch 1 gelöst. Die Präsentationsvorrichtung ist ein herkömmlicher Laptop-Computer mit einer verschiebbaren Tastatur und einem schwenkbaren Hauptbildschirm, der im eingeklappten Zustand auf dem Grundkörper des Laptop-Computer aufliegt und die Tastatur abdeckt.

Erfindungsgemäß ist unter der Tastatur in dem Grundkörper ein weiterer Bildschirm angeordnet, der ebenfalls an den Laptop-Computer angeschlossen ist. Weiterhin ist das Gelenk des schwenkbaren Hauptbildschirms so ausgebildet, daß der Hauptbildschirm wenigstens um ca. 220 Grad schwenkbar ist.

Die Präsentationsvorrichtung kann als herkömmlicher Laptop-Computer genutzt werden, wobei wahlweise die Tastatur so verschoben werden kann, so daß der darunter liegende Bildschirm sichtbar wird.

Wenn einer zweiten Person eine Präsentation gezeigt werden soll, wird der Hauptbildschirm um wenigstens 220 Grad oder mehr, umgeklappt, so daß die zweite Person nunmehr auf den Hauptbildschirm sehen kann. Durch eine Steuereinrichtung wird das Bild des Hauptbildschirms um 180 Grad gedreht.

Die Bedienerperson steuert die Präsentation mittels der Tastatur, Maus oder anderer Eingabeeinrichtungen und verfolgt den Ablauf der Präsentation auf dem zweiten Bildschirm, dem Kontrollbildschirm.

Das Einschalten des zweiten Bildschirms und das Umklappen des Bildes des Hauptbildschirms kann wahlweise über Schalter oder über Tastatureingabe manuell erfolgen. Zweckmäßig ist jedoch gemäß Anspruch 2 ein automatisches Einschalten und Drehen des Bildes, indem z. B. in dem Gelenk eine Schwenkwinkelerkennungsvorrichtung angeordnet ist, die veranlaßt, daß bei einem vorbestimmten Schwenkwinkel des Hauptbildschirms, das Bild des Hauptbildschirms gedreht und auch der zweite Bildschirm eingeschaltet wird.

Nach Anspruch 3 ist der zweite Bildschirm ein einfarbiger Bildschirm. Diese Weiterbildung ist dann vorteilhaft, wenn z. B. auf dem Hauptbildschirm dem Kunden eine aufwendige farbige Grafik, d. h. z. B. eine ansprechende und überzeugende Präsentation, gezeigt werden soll. Die Bedienperson, d. h. der Verkäufer, benötigt diese hochwertige Darstellung nicht. Er muß lediglich die Präsentation verfolgen können und bei Eingaben, z. B. persönliche Daten des Kunden, die Richtigkeit der Eingabe überprüfen können.

Da der zweite Bildschirm auch eine geringere Auflösung benötigt, ist er kostengünstiger als der Hauptbildschirm, wodurch die Gesamtkosten gesenkt werden können.

Nach Anspruch 4 ist ist die Tastatur auch abnehmbar, wobei die Kommunikation mit dem Rechner über eine drahtlose Datenschnittstelle erfolgt. Diese Option ist dann von Vorteil, wenn die Präsentationsvorrichtung z. B. nahe beim Kunden stehen soll.

Eine Ausführungsform der Erfindung wird an Hand der beigefügten schematischen Zeichnungen erläutert:

Fig. 1 zeigt eine perspektivische Seitenansicht der Erfindung bei herkömmlicher Verwendung als Laptop.

Fig. 2 zeigt eine perspektivische Seitenansicht der Erfindung bei Verwendung als Präsentationsvorrichtung.

Die **Fig.** 1 zeigt eine perspektivische Seitenansicht der Erfindung bei herkömmlicher Verwendung als Laptop mit einer Tastatur **1**, einem Hauptbildschirm **2**, der mit Gelenken **3** an dem Grundkörper **4** des Laptop schwenkbar befestigt ist. Es ist auch möglich, falls gewünscht, die Tastatur herauszuschieben.

Die **Fig.** 2 zeigt die Erfindung bei Verwendung als Präsentationsvorrichtung. Die Tastatur **1** ist herausgeschoben, so daß die Bedienperson auf den zweiten Bildschirm **5** sehen kann. Der Hauptbildschirm **2** ist umgeklappt, wie mit dem Doppelpfeil gezeigt. Damit der Kunde das Bild des Hauptbildschirms richtig betrachten kann, wird es elektronisch um 180 Grad gedreht.

Patentansprüche

1. Präsentationsvorrichtung, die als Laptop-Computer mit einer Tastatur (**1**) ausgebildet ist und ein aufklappbarer Hauptbildschirm (**2**) mit Gelenken (**3**) an dem Grundkörper (**4**) des Laptop-Computers schwenkbar befestigt ist, **dadurch gekennzeichnet**, daß

   – die Tastatur (**1**) im Grundkörper (**4**) verschieb-

bar ist,

– unter der verschiebbaren Tastatur (**1**) ein zweiter Bildschirm (**5**) vorgesehen ist,

die Gelenke (**3**) einen Schwenkradius von über 220 Grad aufweisen und

– eine Steuereinrichtung vorgesehen ist,

die das Bild auf dem Hauptbildschirm (**2**) um 180 Grad dreht, wenn der Hauptbildschirm (**2**) über 220 Grad geschwenkt ist.

2. Präsentationsvorrichtung nach Anspruch 1, dadurch gekennzeichnet, daß die Steuereinrichtung eine Schwenkwinkelerkennungsvorrichtung aufweist, die veranlaßt, daß bei einem vorbestimmten Schwenkwinkel des Hauptbildschirms (**2**), das Bild des Hauptbildschirms um 180 Grad gedreht wird und gleichzeitig der zweite Bildschirm (**5**) eingeschaltet wird.

3. Präsentationsvorrichtung nach Anspruch 1 und 2, dadurch gekennzeichnet, daß der zweite Bildschirm (**5**) ein einfarbiger Bildschirm ist.

4. Präsentationsvorrichtung nach einem der vorhergehenden Ansprüche, dadurch gekennzeichnet, daß die Tastatur (**1**) auch abnehmbar ist, wobei die Kommunikation mit dem Rechner über eine drahtlose Datenschnittstelle erfolgt.

Hierzu 1 Seite(n) Zeichnungen

Nummer: **DE 199 52 486 A1**
Int. Cl.[7]: **G 06 F 1/16**
Offenlegungstag: 3. Mai 2001

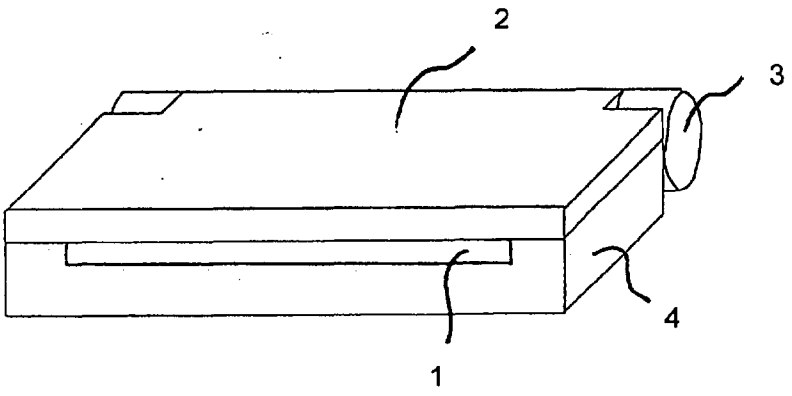

Fig. 1

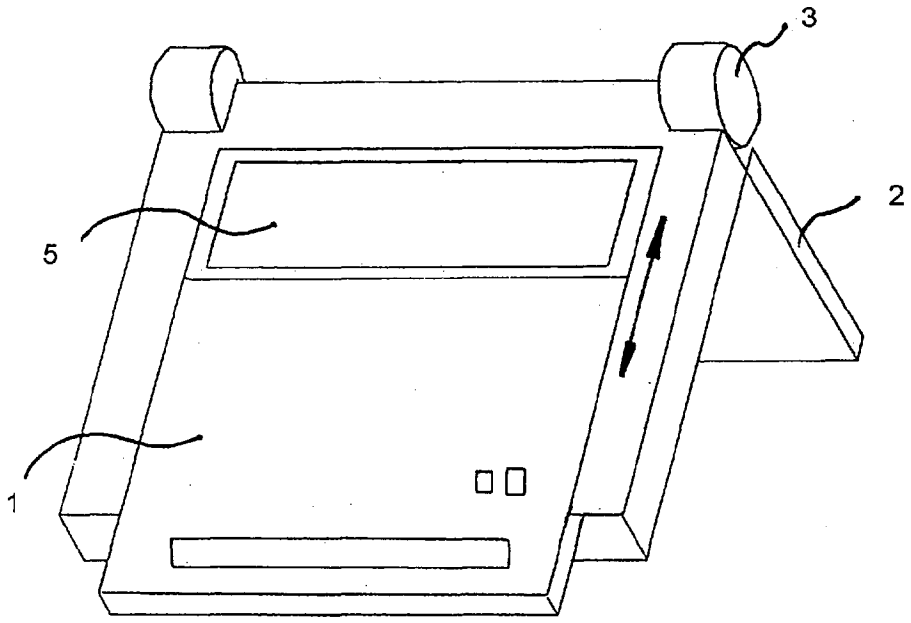

Fig. 2

HP Inc. - Exhibit 1005 - Page 1288

Presentation device has lap-top, main and second screens, controller that rotates image on main screen by 180 degrees when main screen is pivoted by 220 degrees

Publication number: DE19952486 (A1)
Publication date: 2001-05-03
Inventor(s): SCHWEIZER JOACHIM [DE] +
Applicant(s): SCHWEIZER JOACHIM [DE]; RUETTIGER MAXIMILIAN [DE]; JAENICKE VOLKMAR [DE] +
Classification:
- international: ***G06F1/16;*** **G06F1/16;** (IPC1-7): G06F1/16; G09F27/00; G09F9/30
- European: G06F1/16P2; G06F1/16P2S5; G06F1/16P2S6
Application number: DE19991052486 19991029
Priority number(s): DE19991052486 19991029

Abstract of **DE 19952486 (A1)**

The device is in the form of a lap-top computer with a removable keyboard (1), whereby the keyboard has a separate power supply and is coupled to the lap-top via a wireless link. A hinged main display screen (2) is pivotably attached to the lap-top's base body (4) via joints (3) and able to pivot over more than 200 degrees. A second screen is arranged in the base body beneath the removable keyboard. A controller rotates the image on the screen by 180 degrees when the main screen is pivoted by 220 degrees. Independent claims are also included for a notebook with a keyboard and for a flat screen unit for a notebook.

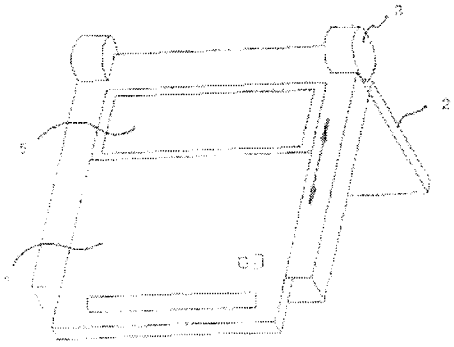

Data supplied from the ***espacenet*** database — Worldwide

Result Page

Notice: This translation is produced by an automated process; it is intended only to make the technical content of the original document sufficiently clear in the target language. This service is not a replacement for professional translation services. The esp@cenet® Terms and Conditions of use are also applicable to the use of the translation tool and the results derived therefrom.

The invention refers to a presentation device, which is predominant designed for a customer advisory service in the field service.

If a consulting and/or. Sales talk with the customer performed becomes, is often not the spatial ratios not for an optimum presentation appropriate, D. h., modern presentation means, like overhead projector with process card display or video projector, cannot become inserted. If z. B. Insurance agents or Finanzdienstleister their customers in the home visit, are not it not possible to set up an adjusting wall. Such spatial changes are rejected by most customers. It is usual to note calculations and diagrams on a sheet of paper and to turn the sheet half to the customer, so that it can follow the complementary written explanation. It is also possible, a laptop computer to use, which brings problems however to that extent, since the vendor and the customer must regard a common relative small screen.

It has itself shown that the presentation with a computer offers a number of advantages. By means of particular software z can. B. most diverse variants of a life insurance calculated and immediately graphic, D. h. easy understandably and therefore convincing, shown become. Since this presentation technology becomes continuous further developed and of the customer as very comfortable accepted, the urgent need, also for the small presentation employment locally, exists D. h. in the home of the customer or in a small office space to use this technique.

Modern small computers, like z. B. small notebooks, offer the possibility, also program and memory-intensive, D in principle due to their high arithmetic performance. h. fastidious to process presentation software. Thus a convincing presentation would locally be possible also with the customer, if the o. g. Problem of the spatial limitations dissolved will could.

In addition 94 06 985 proposed became to couple at a conventional laptop with flat screen an other flat screen over an articulation in the German GBM so that two can see themselves opposite seated persons in each case on a screen. This device is pedantic in principle for the intended application appropriate, however in the operation. It exists therefore the need after an other improvement of the presentation quality, after an other reduction of costs, after a weight reduction or after an improved operability.

The object of the invention exists in the provision of a computer-aided presentation device, which is to be served also bottom very much restrained spatial ratios a convincing presentation possible and simple and convenient.

The object becomes according to claim 1 dissolved with devices. The presentation device is a conventional laptop computer with a displaceable keyboard and a pivotable main screen, which rest upon in the folded state on the basic body laptop computers and which keyboard takes off.

The bottom keyboard in the basic body an other screen arranged, which is likewise connected to the laptop computer, is according to invention. Further the articulation of the pivotable main screen is so formed that the main screen at least over approx. 220 is degree more pivotable.

The presentation device can become as conventional laptop computers used, whereby alternatively the keyboard can become so shifted, so that the screen located under it becomes more visible.

If a second person a presentation is to become shown, the main screen is turned down around at least 220 degree or more, so that the second person can see now on the main screen. By control means the image of the main screen becomes around 180 rotated degree.

The operator person steers the presentation by means of the keyboard, mouse or other input mechanisms and the tracked flow of the presentation on the second screen, the control display.

Switching on of the second screen on and turning the image of the main screen down can be made alternatively by means of switches or by keyboard entry manual. Convenient one is however according to claim 2 automatic switching on and rotation of the image on, by z. B. in the articulation an angle of traverse recognition device arranged is, those caused that with a pre-determined pivoting angle of the main screen, the image of the main screen rotated and also the second screen are switched on.

According to claim one 3 is the second screen a monochrome screen. This development is favourable if z. B. on the main screen the customer an expensive colored diagram, D. h. z. B. a responsive and convincing presentation, shown will is. The operator, D. h. the vendor, required this high-quality illustration not. It must be able to only pursue the presentation and with inputs, z. B. personal data of the customer, the correctness of the input to examine can.

Since the second screen also a smaller resolution required, is he more inexpensive than the main screen, whereby the total costs lowered to become to be able.

According to claim 4 is is also more detachable the keyboard, whereby the communication with the computer over a wireless data interface made. This option is from advantage if the presentation device z. B. close with the customer to stand is.

An embodiment of the invention becomes explained on the basis the accompanying schematic designs:

Fig. 1 shows an isometric side view of the invention with conventional use as laptop.

Fig. an isometric side view of the invention shows 2 with use as presentation device.

The Fig. 1 shows an isometric side view of the invention with conventional use as laptop with a keyboard 1, a main screen 2, which is with articulations 3 at the basic body 4 laptop of the pivotally mounted. It is also possible, if desired, to shift the keyboard out.

The Fig. the invention shows 2 with use as presentation device. The keyboard 1 is shifted out, so that the operator can see 5 on the second screen. The main screen 2 turned down, as with the double arrow shown. So that the customer can regard the image of the main screen proper, it becomes electronic around 180 rotated degree.

Result Page

Notice: This translation is produced by an automated process; it is intended only to make the technical content of the original document sufficiently clear in the target language. This service is not a replacement for professional translation services. The esp@cenet® Terms and Conditions of use are also applicable to the use of the translation tool and the results derived therefrom.

1. Presentation device, which is formed as laptop computers with a keyboard (1) and a opening by hinges main screen (2) with articulations (3) at the basic body (4) of the laptop computer is pivotally mounted, characterised in that

- the keyboard (1) in the basic body (4) is more displaceable,
- is the bottom displaceable keyboard (1) a second screen (5) provided,
the articulations (3) a Schwenkradius of over 220 degree exhibit and

- is control means provided,
those the image on the main screen (2) 180 degree, if the main screen (2) over 220 is degree pivoted.

2. Presentation device according to claim 1, characterised in that the control means an angle of traverse recognition device exhibits, which caused that with a pre-determined pivoting angle of the main screen (2), the image of the main screen is switched on by 180 degree rotated will and the simultaneous second screen (5).

3. Presentation device according to claim 1 and 2, characterised in that the second screen (5) a monochrome screen is.

4. Presentation device after one of the preceding claims, characterised in that the keyboard (is 1) also more detachable, whereby the communication with the computer over a wireless data interface made.

Bibliography

DWPI Title
Presentation device has lap-top, main and second screens, controller that rotates image on main screen by 180 degrees when main screen is pivoted by 220 degrees

Original Title
Presentation device

Abstract

No Abstract exists for this Record

Family

Family

⊞ Expand INPADOC Family (12)

Claims

Claims

⊟ Collapse All Claims (4)

Claims (German)

1. Presentation device, those as laptop computers with a keyboard (**1**) and a opening by hinges main screen is trained (**2**) with joints (**3**) at the base (**4**) is tiltable fastened the laptop computer, **thus characterized**that

- - the keyboard (**1**) in the base (**4**) is adjustable,
- - under the adjustable keyboard (**1**) a second screen (**5**) is intended,

the joints (**3**) a Schwenkradius from over 220 degrees exhibit and

- - is intended control equipment,

those the picture on the main screen (**2**) turns around 180 degrees, if the main screen (**2**) is swivelled over 220 degrees.

2. Presentation device according to requirement 1, by characterized that the control equipment exhibits an angle of traverse recognition device, which arranges that with a pre-determined angle of traverse of the main screen (**2**), the picture of the main screen around 180 degrees is turned and at the same time the second screen (**5**) one switches on.

3. Presentation device according to requirement 1 and 2, by characterized that the second screen (**5**) a in-colored screen is.

4. Presentation device after one of the preceding requirements, thereby characterized that the keyboard (**1**) is also removable, whereby communication with the computer is made by a wireless data interface.

Description

Background/ Summary

⊟ Collapse Background/Summary

-

Drawing Description

⊟ Collapse Drawing Description

-

Description

⊟ Collapse Description

The invention refers to a presentation device, which is conceived predominantly for a customer advisory service in the field service.

If a consulting and/or a sales talk is accomplished with the customer, spatial conditions are often not for an optimal presentation suitable, are called modern presentation means, like overhead projector with LC-display or video projector, cannot be used. If e.g. Insurance agents or financial service provider their customers in the apartment visit, are not it not possible to set up an adjusting wall. Such spatial changes are rejected by most customers. It is usual to note computations and diagrams on a sheet paper and to turn the sheet half to the customer, so that it can follow the supplementing written explanation. It is also possible to use a laptop computer which brings problems however to that extent, since the salesman and the customer must regard a relatively small screen together.

It was shown that the presentation with a computer offers a set of advantages. By means of special software e.g. most

diverse variants of a life insurance can be calculated and be represented immediately graphically, i.e. easily understandably and from there convincing. Since this presentation technology constantly develops themselves further and is accepted by the customer as very comfortable, the urgent need, also for the small presentation employment locally, exists i.e. in the apartment of the customer or in a small office space to use this technology.

Modern small computers, like e.g. small notebooks, offer the possibility, also program and memory-intensive, i.e. fastidious in principle due to their high arithmetic performance, of processing presentation software. Thus locally a convincing presentation would be possible also at the customer, if that could be solved above mentioned problem of the spatial restrictions.

In addition in the German GBM 94 06 985 one suggested coupling at a conventional laptop with flat screen a further flat screen over a joint so that two can see themselves opposite sitting persons in each case on a screen. This device is pedantic in principle for the intended application suitably, however in the operation. There is from there the need after a further improvement of the presentation quality, after a further reduction of costs, after a weight reduction or after an improved operability.

The task of the invention exists in the creation of a computer-aided presentation device, which is to be served a convincing presentation also under very much restrained spatial conditions made possible and simply and comfortably.

The task is solved with devices according to requirement 1. The presentation device is a conventional laptop computer with an adjustable keyboard and a tiltable main screen, which rest upon in the folded condition on the base the laptop computers and which keyboard takes off.

A further screen is according to invention arranged under the keyboard in the base, which is likewise attached to the laptop computer. Further the joint of the tiltable main screen is in such a way trained that the main screen is tiltable around approx. 220 degrees at least.

The presentation device can be used as conventional laptop computers, whereby the keyboard can be shifted alternatively in such a way, so that the screen which is under it becomes visible.

If a second person a presentation is to be demonstrated, the main screen is turned down around at least 220 degrees or more, so that the second person can see now on the main screen. The picture of the main screen by control equipment 180 degrees.

The operator person steers the presentation by means of the keyboard, mouse or other input mechanisms and pursues the expiration of the presentation on the second screen, the control display.

Switching on of the second screen on and turning the picture of the main screen down can be made alternatively by means of switches or by keyboard entry manually. Appropriately however automatic switching on and rotation of the picture on, as e.g. in the joint an angle of traverse recognition device is arranged, are those compelled in accordance with requirement 2 that with a pre-determined angle of traverse of the main screen, the picture of the main screen is turned and also the second screen is switched on.

According to requirement 3 the second screen is a in-colored screen. This further training is favorable if e.g. on the main screen the customer a complex colored diagram, i.e. e.g. a responding and convincing presentation are to be demonstrated. The control person, i.e. the salesman, do not need this high-quality representation. It must be able to only pursue the presentation and during inputs, e.g. personal data of the customer, the correctness of the input to examine be able.

Since the second screen needs also a smaller dissolution, it is more economical than the main screen, whereby the total costs can be lowered.

According to requirement 4 is also removable the keyboard, whereby communication with the computer is made by a wireless data interface. This option is of advantage if the presentation device e.g. close is to stand at the customer.

An execution form of the invention is described on the basis the attached schematic designs:

Fig. 1 shows a perspective side view of the invention with conventional use as laptop.

Fig. a perspective side view of the invention shows 2 with use as presentation device.

Those **Fig.** 1 shows a perspective side view of the invention with conventional use as laptop with a keyboard **1**, a main screen **2**, that with joints **3** at the base **4** the laptop is tiltable fastened. It is also possible, if desired, to shift the keyboard out.

Those **Fig.** the invention shows 2 with use as presentation device. The keyboard **1** is shifted out, so that the control person on the second screen **5** to see can. The main screen **2** turned down, as shown with the double arrow. So that the customer can regard the picture of the main screen correctly, it electronically 180 degrees.

Citations

Citation

⊞ Expand Citing Patents (3)

Cited Patents (0)

Cited Non-patents (0)

Copyright 2007-2010 THOMSON REUTERS

PTO/SB/08a (08-08)
Approved for use through 08/31/2008. OMB 0651-0031
U.S. Patent and Trademark Office; U.S. DEPARTMENT OF COMMERCE
Under the Paperwork Reduction Act of 1995, no persons are required to respond to a collection of information unless it contains a valid OMB control number.

INFORMATION DISCLOSURE STATEMENT BY APPLICANT

(Not for submission under 37 CFR 1.99)

Application Number	12170951
Filing Date	2008-07-10
First Named Inventor	Yves Behar
Art Unit	2115
Examiner Name	Not Yet Assigned
Attorney Docket Number	A2029-700111

U.S.PATENTS Remove

Examiner Initial*	Cite No	Patent Number	Kind Code[1]	Issue Date	Name of Patentee or Applicant of cited Document	Pages,Columns,Lines where Relevant Passages or Relevant Figures Appear
	1	4939514		1990-07-03	Shinichi Miyazaki	
	2	5200913		1993-04-06	Jeff C. Hawkins et al.	
	3	5268817		1993-12-07	Shigenori Miyagawa et al.	
	4	5796575		1998-08-18	Sergey Gary Podwalny et al.	
	5	5949643		1999-09-07	Jeffrey Batio	
	6	5987704		1999-11-23	John G. Tang	
	7	6005767		1999-12-21	Edmund Ku et al.	
	8	6223393	B1	2001-05-01	Eric Andrew Knopf	

INFORMATION DISCLOSURE STATEMENT BY APPLICANT (Not for submission under 37 CFR 1.99)		
	Application Number	12170951
	Filing Date	2008-07-10
	First Named Inventor	Yves Behar
	Art Unit	2115
	Examiner Name	Not Yet Assigned
	Attorney Docket Number	A2029-700111

	9	6262885		2001-07-17	Philip George Emma et al.	
	10	6266236	B1	2001-07-24	Edmund Ku et al.	
	11	6275376		2001-08-14	Joung-Nam Moon	
	12	6343006		2002-01-29	Jerry Moscovitch et al.	
	13	6377444		2003-04-23	Scott D. Price et al.	
	14	6510049	B2	2003-01-21	John B. Rosen	
	15	6628267	B2	2003-09-03	John Peter Karidis et al.	
	16	6697055	B1	2004-02-24	Edward Bullister	
	17	6771494	B2	2004-08-03	Kenji Shimano	
	18	6788527	B2	2004-09-07	Paul J. Doczy et al.	
	19	6829140	B2	2004-12-07	Kenji Shimano et al.	

INFORMATION DISCLOSURE STATEMENT BY APPLICANT (Not for submission under 37 CFR 1.99)		
	Application Number	12170951
	Filing Date	2008-07-10
	First Named Inventor	Yves Behar
	Art Unit	2115
	Examiner Name	Not Yet Assigned
	Attorney Docket Number	A2029-700111

	20	6944012	B2	2005-09-13	Paul J. Doczy et al.	
	21	6963485	B2	2005-11-08	Seung-man Hong	
	22	7072179	B1	2006-07-04	Michael A. Curran et al.	
	23	7239508	B2	2007-07-03	David A. Ferrucei	
	24	D416003		1999-11-02	Sonja Sciefer et al.	
	25	7061472	B1	2006-06-13	Schweizer et al.	
	26	6661426	B1	2003-12-09	Jetha et al.	

If you wish to add additional U.S. Patent citation information please click the Add button. Add

U.S.PATENT APPLICATION PUBLICATIONS Remove

Examiner Initial*	Cite No	Publication Number	Kind Code[1]	Publication Date	Name of Patentee or Applicant of cited Document	Pages,Columns,Lines where Relevant Passages or Relevant Figures Appear
	1	20070182663	A1	2007-08-09	Biech	
	2	20050210399	A1	2005-09-22	Filner et al.	

INFORMATION DISCLOSURE STATEMENT BY APPLICANT (Not for submission under 37 CFR 1.99)		
	Application Number	12170951
	Filing Date	2008-07-10
	First Named Inventor	Yves Behar
	Art Unit	2115
	Examiner Name	Not Yet Assigned
	Attorney Docket Number	A2029-700111

	3	20050257400	A1	2005-11-24	Sommerer	
	4	20090303676	A1	2009-12-10	Behar	
	5	20090300511	A1	2009-12-03	Behar	

If you wish to add additional U.S. Published Application citation information please click the Add button. Add

FOREIGN PATENT DOCUMENTS Remove

Examiner Initial*	Cite No	Foreign Document Number[3]	Country Code[2] i	Kind Code[4]	Publication Date	Name of Patentee or Applicant of cited Document	Pages,Columns,Lines where Relevant Passages or Relevant Figures Appear	T[5]
	1	0588210	EP	A1	1994-03-23	Hitachi, Ltd.		☐
	2	10-2000-0036647	KR	A	2000-07-05	Itcen Communication Co.		☐

If you wish to add additional Foreign Patent Document citation information please click the Add button Add

NON-PATENT LITERATURE DOCUMENTS Remove

Examiner Initials*	Cite No	Include name of the author (in CAPITAL LETTERS), title of the article (when appropriate), title of the item (book, magazine, journal, serial, symposium, catalog, etc), date, pages(s), volume-issue number(s), publisher, city and/or country where published.	T[5]
	1	http://laptop.org/en/laptop/start/ebook.shtml accessed on September 29, 2008	☐

If you wish to add additional non-patent literature document citation information please click the Add button Add

EXAMINER SIGNATURE

Examiner Signature		Date Considered	

*EXAMINER: Initial if reference considered, whether or not citation is in conformance with MPEP 609. Draw line through a citation if not in conformance and not considered. Include copy of this form with next communication to applicant.

INFORMATION DISCLOSURE STATEMENT BY APPLICANT (Not for submission under 37 CFR 1.99)		
	Application Number	12170951
	Filing Date	2008-07-10
	First Named Inventor	Yves Behar
	Art Unit	2115
	Examiner Name	Not Yet Assigned
	Attorney Docket Number	A2029-700111

[1] See Kind Codes of USPTO Patent Documents at www.USPTO.GOV or MPEP 901.04. [2] Enter office that issued the document, by the two-letter code (WIPO Standard ST.3). [3] For Japanese patent documents, the indication of the year of the reign of the Emperor must precede the serial number of the patent document. [4] Kind of document by the appropriate symbols as indicated on the document under WIPO Standard ST.16 if possible. [5] Applicant is to place a check mark here if English language translation is attached.

INFORMATION DISCLOSURE STATEMENT BY APPLICANT (Not for submission under 37 CFR 1.99)		
	Application Number	12170951
	Filing Date	2008-07-10
	First Named Inventor	Yves Behar
	Art Unit	2115
	Examiner Name	Not Yet Assigned
	Attorney Docket Number	A2029-700111

CERTIFICATION STATEMENT

Please see 37 CFR 1.97 and 1.98 to make the appropriate selection(s):

☐ That each item of information contained in the information disclosure statement was first cited in any communication from a foreign patent office in a counterpart foreign application not more than three months prior to the filing of the information disclosure statement. See 37 CFR 1.97(e)(1).

OR

☐ That no item of information contained in the information disclosure statement was cited in a communication from a foreign patent office in a counterpart foreign application, and, to the knowledge of the person signing the certification after making reasonable inquiry, no item of information contained in the information disclosure statement was known to any individual designated in 37 CFR 1.56(c) more than three months prior to the filing of the information disclosure statement. See 37 CFR 1.97(e)(2).

☐ See attached certification statement.

☐ Fee set forth in 37 CFR 1.17 (p) has been submitted herewith.

☒ None

SIGNATURE

A signature of the applicant or representative is required in accordance with CFR 1.33, 10.18. Please see CFR 1.4(d) for the form of the signature.

Signature	/Matthew H. Grady/	Date (YYYY-MM-DD)	2009-12-18
Name/Print	Matthew H. Grady	Registration Number	52957

This collection of information is required by 37 CFR 1.97 and 1.98. The information is required to obtain or retain a benefit by the public which is to file (and by the USPTO to process) an application. Confidentiality is governed by 35 U.S.C. 122 and 37 CFR 1.14. This collection is estimated to take 1 hour to complete, including gathering, preparing and submitting the completed application form to the USPTO. Time will vary depending upon the individual case. Any comments on the amount of time you require to complete this form and/or suggestions for reducing this burden, should be sent to the Chief Information Officer, U.S. Patent and Trademark Office, U.S. Department of Commerce, P.O. Box 1450, Alexandria, VA 22313-1450. DO NOT SEND FEES OR COMPLETED FORMS TO THIS ADDRESS. **SEND TO: Commissioner for Patents, P.O. Box 1450, Alexandria, VA 22313-1450.**

Privacy Act Statement

The Privacy Act of 1974 (P.L. 93-579) requires that you be given certain information in connection with your submission of the attached form related to a patent application or patent. Accordingly, pursuant to the requirements of the Act, please be advised that: (1) the general authority for the collection of this information is 35 U.S.C. 2(b)(2); (2) furnishing of the information solicited is voluntary; and (3) the principal purpose for which the information is used by the U.S. Patent and Trademark Office is to process and/or examine your submission related to a patent application or patent. If you do not furnish the requested information, the U.S. Patent and Trademark Office may not be able to process and/or examine your submission, which may result in termination of proceedings or abandonment of the application or expiration of the patent.

The information provided by you in this form will be subject to the following routine uses:

1. The information on this form will be treated confidentially to the extent allowed under the Freedom of Information Act (5 U.S.C. 552) and the Privacy Act (5 U.S.C. 552a). Records from this system of records may be disclosed to the Department of Justice to determine whether the Freedom of Information Act requires disclosure of these record s.

2. A record from this system of records may be disclosed, as a routine use, in the course of presenting evidence to a court, magistrate, or administrative tribunal, including disclosures to opposing counsel in the course of settlement negotiations.

3. A record in this system of records may be disclosed, as a routine use, to a Member of Congress submitting a request involving an individual, to whom the record pertains, when the individual has requested assistance from the Member with respect to the subject matter of the record.

4. A record in this system of records may be disclosed, as a routine use, to a contractor of the Agency having need for the information in order to perform a contract. Recipients of information shall be required to comply with the requirements of the Privacy Act of 1974, as amended, pursuant to 5 U.S.C. 552a(m).

5. A record related to an International Application filed under the Patent Cooperation Treaty in this system of records may be disclosed, as a routine use, to the International Bureau of the World Intellectual Property Organization, pursuant to the Patent Cooperation Treaty.

6. A record in this system of records may be disclosed, as a routine use, to another federal agency for purposes of National Security review (35 U.S.C. 181) and for review pursuant to the Atomic Energy Act (42 U.S.C. 218(c)).

7. A record from this system of records may be disclosed, as a routine use, to the Administrator, General Services, or his/her designee, during an inspection of records conducted by GSA as part of that agency's responsibility to recommend improvements in records management practices and programs, under authority of 44 U.S.C. 2904 and 2906. Such disclosure shall be made in accordance with the GSA regulations governing inspection of records for this purpose, and any other relevant (i.e., GSA or Commerce) directive. Such disclosure shall not be used to make determinations about individuals.

8. A record from this system of records may be disclosed, as a routine use, to the public after either publication of the application pursuant to 35 U.S.C. 122(b) or issuance of a patent pursuant to 35 U.S.C. 151. Further, a record may be disclosed, subject to the limitations of 37 CFR 1.14, as a routine use, to the public if the record was filed in an application which became abandoned or in which the proceedings were terminated and which application is referenced by either a published application, an application open to public inspections or an issued patent.

9. A record from this system of records may be disclosed, as a routine use, to a Federal, State, or local law enforcement agency, if the USPTO becomes aware of a violation or potential violation of law or regulation.

(19) Europäisches Patentamt
European Patent Office
Office européen des brevets

(11) Publication number: **0 588 210 A1**

(12) **EUROPEAN PATENT APPLICATION**

(21) Application number: **93114327.5**

(51) Int. Cl.5: **H04M 1/02**

(22) Date of filing: **07.09.93**

(30) Priority: **08.09.92 JP 239735/92**

(43) Date of publication of application:
23.03.94 Bulletin 94/12

(84) Designated Contracting States:
DE FR GB

(71) Applicant: **HITACHI, LTD.**
6, Kanda Surugadai 4-chome
Chiyoda-ku, Tokyo 101(JP)

(72) Inventor: **Nishiyama, Takanori, Mezon Mitaka 312**
17-34, Shimorenjaku-6-chome
Mitaka-shi(JP)

Inventor: **Yanagisawa, Kazunori**
1751, Imokubo-4-chome
Higashiyamato-shi(JP)
Inventor: **Itakura, Sakae**
898, Fukaya
Ayase-shi(JP)

(74) Representative: **Altenburg, Udo, Dipl.-Phys. et al**
Patent- und Rechtsanwälte,
Bardehle . Pagenberg . Dost . Altenburg . Frohwitter . Geissler & Partner,
Galileiplatz 1
D-81679 München (DE)

(54) **Portable radio telephone set.**

(57) A portable radio telephone set provided with a display section includes a rotary selector which turns to select various functions. A menu displayed on the display section is selected by the rotary selector during a non-conversation time and the sound volume can be adjusted during a conversation time. The adjusting operation can be performed from both the front and rear sides of the telephone set. The rotary selector and button keys are arranged within the operation range of the thumb, and ordinary dial functions performed by operating these rotary selector and button keys are provided.

FIG. 1

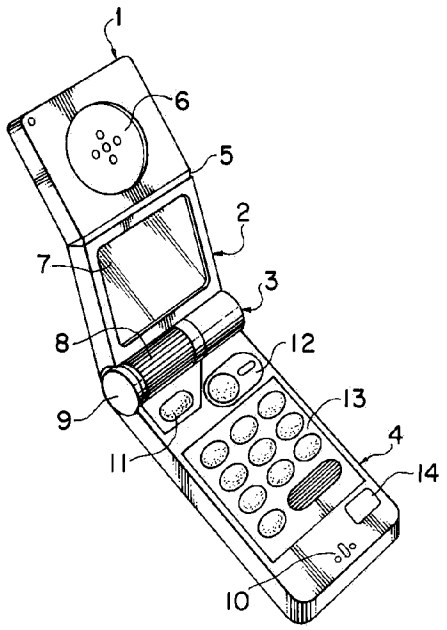

EP 0 588 210 A1

BACKGROUND OF THE INVENTION

Field of the Invention:

The present invention relates to a portable radio terminal and, more particularly, to a portable radio telephone set having a folding and housing control mechanism and a rotary selector for selecting various functions provided in a hinge section for folding and housing purpose.

Description of the Related Art:

Conventional portable radio telephone sets (hereinafter referred to simply as telephone sets) are not only provided with ordinary telephone functions, but also an electronic telephone directory function by which telephone numbers and names can be registered, a help function for guiding various functions, an incoming call tone selection function for selecting incoming call tone, and the like, thus being formed as a multi-functional terminal. The conventional portable radio telephone set uses function buttons in order to select such functions. The operation of some terminals has been made easier by making the shape of function buttons different from that of dial buttons.

When, for example, the electronic telephone directory function is used, first a telephone set user operates a function button for the electronic telephone directory function in order to call a telephone number stored in the electronic telephone directory on a display section of the portable radio telephone set. Then, the telephone set user operates a function button for selecting the telephone number and a function button for scrolling the registered telephone numbers in order to call the wanted telephone number on the display section from among telephone numbers registered in the electronic telephone directory. When the wanted telephone number is confirmed on the display section by the above operation, the user operates a function button for starting a conversation in order to call the other party.

Though the conventional portable radio telephone set is multi-functional, the operation procedure thereof is complex for a user when the series of operations described above is considered. Furthermore, there is the possibility that the greater the number of buttons, the greater the chances that a button may be depressed erroneously when the button arrangement of a present portable radio telephone set is considered.

That is, in view of the complexity of such an operation procedure, it is not said easy, as regards a conventional telephone set in which functions are selected by function buttons, to operate various buttons with only one hand while holding the telephone set itself in the same hand.

SUMMARY OF THE INVENTION

It is an object of the present invention to provide a telephone set which makes it possible to easily perform various operations rehired particularly for conducting a radio conversation with one hand while the telephone set itself is being held by the same hand.

It is another object of the present invention to simplify the procedure for selecting or operating a plurality of functions of the telephone set.

It is still another object of the present invention to provide a multi-functional telephone set, the number of buttons thereof being reduced as much as possible.

To achieve the above-described objects, a portable radio telephone set in accordance with the present invention is provided, which portable radio telephone set has a display section, comprising a rotary selector which turns to select various functions. A menu of various functions displayed on the display section is selected when the rotary selector is during a non-conversation time, sound volume can be adjusted during a conversation time, the adjusting operation can be performed from both the front and rear sides of the telephone set. The rotary selector and button keys are arranged within the operation range of the thumb, and thus ordinary dial functions, performed by operating the rotary selector and the button keys, are provided.

According to the present invention, since the rotary selector is provided as a telephone terminal, it is possible to easily select a desired function of the telephone terminal with one hand by rotating the selector.

Also, according to the present invention, since the rotary selector is provided in a hinge section of a telephone terminal which is foldable so that it can be housed, it is possible to select a desired function of the telephone terminal by rotating the rotary selector.

Since the rotary selector is provided in the hinge section of the telephone terminal which is foldable so it can be housed, the hinge section can be of any size, and the mechanical strength of the hinge section is strengthened. The provision of the rotary selector results in a reduction of key buttons for performing multiple functions, or the like, making it possible to effectively use the space where the telephone set is arranged.

Also, by arranging the rotary selector provided in a terminal so as to be rotatable longitudinally and slidable along the shaft of the hinge, the rotary selector can be used as a cursor. Further, by moving the cursor on the display section up and down, or from side to side in linkage with the rotary

HP Inc. - Exhibit 1005 - Page 1302

selector in this way, various functions of a portable telephone set can be performed, and it is made easy to perform an operation with one hand.

The above and further objects and novel features of the invention will more fully appear from the following detailed description when the same is read in connection with the accompanying drawings. It is to be expressly understood, however, that the drawings are for the purpose of illustration only and are not intended as a definition of the limits of the invention.

BRIEF DESCRIPTION OF THE DRAWINGS

Fig. 1 is a perspective view illustrating the appearance of a portable radio telephone set in accordance with an embodiment of the present invention;

Fig. 2 is a perspective view illustrating a state in which the portable radio telephone set shown in Fig. 1 is used while it is held with one hand;

Fig. 3 is a perspective view illustrating a state in which the portable radio telephone set is used during a radio conversation state as it is seen from the outer side (the rear side) thereof;

Fig. 4 is an illustration of a one-hand operation method in a state in which the radio telephone set is held with one hand;

Fig. 5 is a partial sectional view of a joint portion of the radio telephone set in accordance with the embodiment of the present invention;

Fig. 6 is a partial sectional view of the joint portion and the receiver portion of the radio telephone set, a display section, and the like;

Fig. 7 is a perspective view, partly in cross section, illustrating a state in which the radio telephone set is folded so it is housed;

Fig. 8 is a plan view illustrating a method for controlling the position of a cursor by operating the dials of the radio telephone set in accordance with the present invention; and

Fig. 9 is a flowchart showing a selection of various functions by using a rotary selector of the radio telephone set.

DETAILED DESCRIPTION OF THE PREFERRED EMBODIMENTS

Preferred embodiments of the present invention will be explained below with reference to the accompanying drawings of Fig. 1 through Fig. 9.

The appearance of a telephone set in accordance with the present invention will be explained first. Fig. 1 illustrates in perspective the overall appearance of the main body of the telephone set when the folded state thereof is released and it is placed in a use state. In this case, a receiver section 1 and a display section 2 are freely flexed and engaged with each other via a hinge 5. These sections are engaged with an operation section 4 via a joint portion 3 by which the telephone set is folded and rotated so as to be housed. A receiver (speaker for outputting received voice sound) 6 is provided in the central portion of the receiver section 1. When this receiver is brought into contact with the ear of a party (user) during a radio conversation, a voice sound from the other party is heard. Since, as shown in the figure, the hinge 5 is flexed to form a V shape, it is easy to operate the telephone set during the radio conversation state. The joint portion 3 maintains the state in which the telephone set is rotated after the main body of the telephone set is folded and housed, that is, the use state, and is provided with a selector 8 for selecting functions, a rotation operation mechanism, and a push-button 9. A set button 11 for storing/retrieving and inputting/outputting information, a call origination (re-origination) button 12 for starting a conversation, a ten-key portion 13, and a termination button 14 for terminating a conversation are provided in the operation section 4, a microphone 10 being contained in the front end portion of the main body. With this construction, when a radio conversation function is selected by the selector 8, a telephone set user brings the receiver 6 into contact with the ear, and the user's mouth is brought close to the microphone 10 as in a handset of a conventional telephone set, a radio conversation with the other party then being conducted. Keyed-in information and necessary information from among stored information are called and displayed on a liquid-crystal display screen 7 disposed in the central portion of the display section 2.

Fig. 2 illustrates a state in which the telephone set is being used while it is held by one hand (the left hand in this embodiment). The telephone set user grasps both end portions of the joint portion 3 between the thumb "a" and the forefinger "b". The push-button 9 is depressed by the thumb "a" in order to rotate the display section 2 and the receiver section 1 via the joint portion 3, thereby shifting the state of the telephone set from the state in which it is folded and housed to a stable use state. Since the main body of the telephone set is basically held by the thenar "c" and the remaining three fingers "d", an accident, such as the main body of the telephone set falling from the hand, does not occur even if the thumb "a" and the forefinger "b" are separated from the main body of the telephone set. Therefore, if the main body of the telephone set is held as shown in Fig. 2, the telephone set user can operate the selector 8 and various operation buttons on the operation section 4 with the thumb "a" while simultaneously confirming a display on the liquid-crystal display screen 7.

HP Inc. - Exhibit 1005 - Page 1303

Fig. 3 is a perspective view of the portable radio telephone set as it is seen from the outer side (the rear side) thereof, illustrating a state in which the radio telephone set is used during a radio conversation. As shown in Fig. 3, the forefinger "b" is separated from one end of the joint portion 3, and the selector 8 is operated by the forefinger "b". As a result, the selector 8 can be operated by the thumb "a" from the inner surface thereof, and also by the forefinger "b" from the outer surface thereof.

Therefore, the selector 8 is provided in the joint portion 3 so as to select various functions (to be specific, call origination/reception, telephone number, secrecy, input, output, storage, calculation, time, remote control, schedule, call, clear, calendar, dictionary, map, characters, numerals, or the like) during a non-radio conversation time, and so as to function to adjust the volume of the received voice sound during a radio conversation time. The selector 8 is provided in such a way that the selector 8 is rotatable longitudinally and can be operated from both the inner and outer surfaces.

Fig. 4 illustrates a one-hand operation method in a state in which the radio telephone set is held with one hand. As shown in the figure, in the main body of the telephone set, the right and left ends of the operation section 4 are held by the thenar "c" and the three fingers "d". If the push-button 9 is depressed by the thumb "a", the folded and housed telephone set can be shifted to a stable use state, i.e., a radio conversation state, by rotating the receiver section 1 and the display section 2 via the joint portion 3.

An example of a case in which a radio conversation is conducted in this use state will be explained. First, the telephone set user selects by using the selector 8 a list display function (one function of the telephone set) for displaying a list of names and their telephone numbers. The available selection methods include a method in which a list of functions is displayed beforehand on the liquid-crystal display screen 7 and a cursor which is moved in linkage with the rotation of the selector 8 or the like is moved up and down to identify any one of the functions, a method in which the selector itself is provided with a change-over switch corresponding to multiple functions, the selector being switched to select any one of the functions. The functions can be more easily selected by using the selector 8 in addition to the key buttons. Next, a list of the prestored names and their telephone numbers is displayed on the liquid-crystal display screen 7, and a wanted telephone number is retrieved by scrolling the display screen using the selector 8. In the above display and retrieval method, only the selector 8 needs to be operated. As a result, an operation for switching the selector 8 at a thumb position "f" is possible. Further, when the telephone number of the other party is confirmed, a set button 11 is depressed at a thumb position "g", and a call origination (re-origination) button 12 is operated, allowing a radio conversation to start. When the radio conversation is terminated, a termination button 14 is depressed at a thumb position "i" in order to complete a series of operations necessary for conducting a radio conversation. That is, the range in which the liquid-crystal display screen 7 can be visually confirmed and in which the thumb "a" can be moved to operate the selector 8, the call origination (re-origination) button 12, and the termination button 14 is assumed to be the range defined by the broken lines A and B shown in the figure. In this range, necessary operations can be performed by the thumb "a". In other words, this range is a range in which the thumb "a" is rotated, turned, moved back and forth, and bent in a combined manner at a joint "e" about the base of a human's phalanx in the thumb "a". Therefore, when the selector 8 and various buttons required for a radio conversation are arranged in the range defined by the broken lines A and B, since the selector 8 and the buttons are operated with one hand, the ease with which the telephone set is operated with one hand is enhanced.

An example in which these various functions are selected by the selector 8 will now be explained with reference to the flowchart in Fig. 9. When the telephone set is opened for use from the state in which it is housed because the push-button 9 is depressed by the thumb "a", the power supply is turned on, and the initial screen appears on the liquid-crystal display screen 7, on which screen date, time, and the like are displayed. When the set button 11 is depressed, a function screen appears on the display screen 7. The displayed function setting and the memory dial are cursor-moved by turning the selector 8. Then, a function is selected, and the function is determined by operating the set button 11.

When a function setting is selected in such function selection, functions "Set/Release", "Select", "Adjust", "Command input" and "Display only" are successively displayed as a result of the turning of the selector 8, making scrolling retrieval possible and allowing these selected functions to be confirmed. When these functions are selected and set by the set button 11, call origination restriction is set or released in "Set/Release", turning on/off of number announcement is selected by the cursor movement caused by the turning of the selector 8 and determined by the set button 11, and the screen returns to the initial screen. When the function "Select" is selected and set, the selectable range of ringing tone quality is displayed, and it is possible to select the tone quality by turning

HP Inc. - Exhibit 1005 - Page 1304

the selector 8 while displaying the current situation. After the tone quality is determined by the set button 11, the screen returns to the initial screen. When the function "Adjust" is selected and set, the selectable range of the receiver tone volume is displayed, and it is possible to select the tone volume by turning the selector 8 while displaying the current situation. After the receiver tone volume is determined by the set button 11, the screen returns to the initial screen. When the function "Command input" is selected and set, a display screen for inputting four digits of a personal identification number appears, making it possible to input the number by using the buttons of a ten-key section 13. The number is set by the set button 11 after it is input, and the screen returns to the initial screen. When the function "Display only" is selected and set, the amount of the remaining memory of the memory dial is displayed, and the screen returns to the initial screen.

When the memory dial is selected in the function selection, "Store", "Update", and "Clear" displayed on the display screen 7 are set by the selector 8 as a result of the turning thereof, and set by the set button 11, making it possible to proceed to the subsequent functions.

Although in the above-described operation, functions are determined by the set button 11, the selector 8 may be moved axially so as to have the same functions as those of the set button 11 as in a joystick 29 which will be described later. In such a case, the ease with which the telephone set is operated with one hand is enhanced even more.

Fig. 5 is a partial sectional view of the joint portion 3 of the radio telephone set in accordance with the present invention. The joint portion 3 is formed of a case 15 and a button shaft 19, and fixed to the operation section 4. A boss shaft 16 is formed in the central end surface portion of the case 15, and the boss shaft 16 and a hollow flange 18 are rotatably engaged with each other. Similarly, a sleeve shaft 22 is formed in the button shaft 19, and the sleeve shaft 22 and a sleeve flange 20 are rotatably engaged with each other. The rotatable hollow flange 18 and the sleeve flange 20 are fixed by a chassis 17 which is stably fixed inside the display section 2. In this way, the operation section 4 and the display section 2 are freely engaged with each other in such a way that they can be folded on one another via the joint portion 3.

The push-button 9 can be movably inserted into the end surface of the button shaft 19. A shank 23 formed in the push-button 9 is slidably fitted into the inside of the sleeve shaft 22. A stopper piece 24 is disposed in the shank 23 which is engaged with notches 25 and 26 formed in the end surfaces of the sleeve shaft 22 and the sleeve flange 20. As a result, the rotation of the sleeve flange 20 is stopped, and consequently the rotation of the display section 2 is stopped stably. The notch 26 of the sleeve shaft 22 does not allow the engagement of the stopper piece 24 to be released for the maximum axial stroke of the push-button 9. In contrast, the engagement of the notch 25 of the sleeve flange 20 can be released and freely rotated. The notch 25 of the sleeve flange 20 is formed at an open position where the telephone set is being used and at a housing position (not shown) where it is folded and housed.

Further, a torsion coil spring 21 is disposed inside the case 15. One end of the torsion coil spring 21 is connected and fixed to the case 15, and the other end thereof is extended from the case 15 and engaged with a spring hole formed in the hollow flange 18. As a result, if the push-button 9 is depressed, the stopper piece 24 releases the stoppage at the notch 25 (not shown) when it is housed, and the elastic force of the torsion coil spring 21 is released, causing the hollow flange 18 to rotate. Therefore, the receiver section 1 and the display section 2 are rotated, becoming ready for use.

Since some elastic force still remains in the torsion coil spring 21 in the above connection in the use state, a rotational force is given continuingly in the direction in which the remaining elastic force is released. This fact indicates that unwanted jarring which may occur when the telephone set is used, is prevented by the rotational force thereof.

Further, when a selector shaft 28 engaging with the selector 8 moves along the axis thereof when the mechanical position thereof is read, the stroke stops at the end surface of the shank 23 so as to serve as a stopper. The press fitting between the shank 23 and a shaft 27 is not released by such an operation force acting on the selector shaft 28. The selector shaft 28 and the shaft 27 are able to slide axially and turn around the shaft thereof on one shaft. The shaft 27 is supported so as to be slidable and turnable inside the selector shaft 28, and the other end reaches the joystick 29. Further, the selector shaft 28 extends close to the center of the joint portion 3, and the selector 8 is press-fitted to the end. The selector 8 is able to smoothly slide axially and turn around the shaft thereof without contacting other components.

Next, the joystick 29 will be explained. Disposed inside the joystick 29 are a power-supply switch (not shown) working with the shaft 27, a volume (for adjusting the receiver tone volume) which operates in response to the movement of the selector shaft 28, a sensor (for selecting functions), and the like. Examples of the sensor are a mechanical sensor, an electrical sensor, or an optical sensor. In short, the sensor detects the rotational position of the selector shaft 28, the sliding opera-

HP Inc. - Exhibit 1005 - Page 1305

tion along the rotational shaft, and sends a signal to the liquid-crystal display screen 7 so that function selection/setting shown in Fig. 9 is performed and the screen is switched. Examples of methods performed by the power-supply switch are a method in which the position of the selector shaft is detected by the sensor and the power supply is turned on/off, and a method in which simply one end of the selector shaft 28 and the surface which the one end contacts are formed into an electrical contact point, and it is made to work with the depressing of the push-button 9. If the turning on/off of the push-button 9 is made to work in linkage with the turning on/off of the power-supply switch as in these methods, the telephone set user depresses the push-button 9 in order to make the telephone set in a folded and housed state shift to a use state, the power supply of the telephone set can be turned on, making it unnecessary to provide a key button exclusively used for the power-supply switch in the operation section 4. More specifically, when the telephone set is shifted to a state in which it is placed in a use state from the folded and housed state, the power supply of the telephone set can be inevitably turned on without operating a key button exclusively used for the power supply. The sensor inside the joystick 29 works not only with the selector shaft 28, but also with the operation of the function button in the operation section 4, and functions can be selected from the operation section 4.

The functions selected in this way reach a display processing circuit (not shown) via a cord E, and various displays necessary for performing the functions are made. Although in the embodiment the selector 8 works for controlling the position of a cursor, a selector exclusively used for controlling the position of the cursor, in addition to the selector 8, may be disposed near the selector 8.

Fig. 6 is a partial sectional view of the joint portion 3, the receiver section 1, and the display section 2. As shown in the figure, the display section 2 is able to turn along a slide ring 30 which serves as a part of the joint portion 3 fixed to the operation section 4. Inside the display section 2, one end of a fine slide pin 31 is always pressed against and built onto the slide ring 30. The other end of the slide pin 31 is rotatably engaged with a hinge piece 32 which works with the hinge 5 by which the section between the display section 2 and the receiver section 1 is made flexible. An elastic spring 33 is fixed to the hinge piece 32, and the other end is fixed to a spring seat 34 formed inside the receiver section 1. As shown in the figure, the receiver section 1 stabilizes at the flex position as indicated by the solid line by the action of the elastic spring 33. When an unnecessary force acts on the receiver section 1, since the receiver section 1 is turned as indicated by the broken line, the telephone set itself is protected, and the receiver section 1 contacts the user's ear with elastic properties during a non-radio conversation. Thus, received voice can be heard in a satisfactory contact. When the telephone set is folded and housed, the receiver section 1 and the display section 2 are folded via the joint portion 3 as indicated by the broken line. Since, at that time, the slide pin 31 engages with a notch 35 of the slide ring 30, formed at the position at which the telephone set is housed, the receiver section 1 and the display section 2 are folded stably. At the folded time, the hinge piece 32 which works with the slide pin 31 is retracted into the display section 2. Therefore, the receiver section 1 which is flexed with respect to the display section 2 is folded in a state in which it is spread linearly so as to be along the display section 2.

Fig. 7 is a perspective view, partly in cross section, illustrating a state in which the telephone set is folded so as to be housed. As shown in the figure, since the slide pin 31 built into the display section 2 is engaged with the notch 35 formed in a part of the outer periphery of the joint portion 3 (equivalent to the slide ring 30), the telephone set is stably folded and housed. In this folded and housed state, if the push-button 9 is operated, the receiver section 1 and the display section 2 are turned for use, and the slide pin 31 is slidingly released from the notch 35. As a result, the receiver section 1 is flexed with respect to the display section 2.

Finally, controlling the position of the cursor by using the selector 8 will be explained. Fig. 8 illustrates a method for controlling the position of the cursor. As shown in the figure, the selector 8 disposed in the joint portion 3 is used to update the position of the noticed display on the liquid-crystal display screen 7, i.e., the position of a cursor 37. When that position is updated, the thumb "a" is operated at will from side to side in the direction of the arrow A or up and down in the direction of the arrow B in a state in which the thumb "a" contacts at a position "j" on the selector 8. That is, when the selector 8 is in a free state, the selector 8 stabilizes while maintaining clearances 36a and 36b of the same size toward the right and left, respectively. The operation using the thumb "a" in the direction of the arrow A changes the size of these clearances 36a and 36b. This change is sensed by a sensor inside the above-mentioned joystick 29. If, for example, the selector 8 is operated to the right, the cursor 37 is moved to the right on the liquid-crystal display screen 7. If the thumb "a" is released from the selector 8, the selector 8 is automatically made to return to the central position. The upward and downward opera-

HP Inc. - Exhibit 1005 - Page 1306

tion of the selector 8 by using the thumb "a" causes the selector 8 to rotate up and down. The direction and the amount of the rotation at that time is sensed by the knob or sensor inside the joystick 29, and the cursor 37 moves up and down on the liquid-crystal display screen 7. What is meant by "sensed by the knob" here is that the amount of the rotation of the selector 8 is determined by voltage, current or the like corresponding to the knob. When a selector exclusively used for controlling the position of the cursor, in addition to the selector 8, is disposed near the selector 8, the selector exclusively used for controlling the position of the cursor is similarly operated, controlling the position of the cursor 37. Therefore, if the cursor 37 is moved successively to a desired position, for example, in a condition in which all necessary characters, numerals, symbols or the like are displayed on the liquid-crystal display screen 7, characters or the like at a moved position are sequentially selected as input subjects, and processed. When the set button 11 is operated on the operation section 4 in a condition in which, for example, the cursor 37 is moved to a desired character position, a list of names and telephone numbers can be displayed in part on the upper portion of the liquid-crystal display screen 7. Up to the present time, desired character strings or the like have been formed solely by operations of ten-keys for a necessary number of times. The operations are troublesome and complex, and key processing requiring a great number of operations is necessary. However, when display processing is performed as described above, such inconveniences as described above are reduced.

According to the embodiment of the present invention, as described above, since the rotary selector is disposed in the hinge section of a telephone set which is folded so as to be housed, the hinge section is made to have a desired size so that the mechanical strength of the hinge section can be strengthened. Since the provision of the rotary selector results in a reduction of key buttons for performing multiple functions, there is an advantage in that the space where the telephone set is arranged can be effectively used.

According to the embodiment of the present invention, there is an advantage in that by using the rotary selector disposed in a terminal, no key buttons exclusively used for controlling the cursor are needed, and the operation with one hand is made easier.

In addition, according to the embodiment of the present invention, the number of necessary key buttons can be reduced since the portable telephone set is provided with a rotary selector, and key buttons and a display of the most appropriate size can be arranged in a telephone set of the most appropriate size. Furthermore, when the rotary selector is disposed in the hinge section of a folding type portable telephone set, the space where the rotary selector is disposed can be reduced.

According to the embodiment of the present invention, since a rotary selector is disposed in the telephone set, it is possible to easily perform various operations necessary, in particular, for conducting a radio conversation with the fingers of one hand while the telephone set itself is being held with the same hand.

Many different embodiments of the present invention may be constructed without departing from the spirit and scope of the present invention. It should be understood that the present invention is not limited to the specific embodiment described in this specification. To the contrary, the present invention is intended to cover various modifications and equivalent arrangements included within the spirit and scope of the claims. The following claims are to be accorded the broadest interpretation, so as to encompass all such modifications and equivalent structures and functions.

Claims

1. A portable radio telephone set provided with a display section, comprising: a rotary selector which turns to select various functions,

   said rotary selector being capable of selecting a menu of the various functions displayed on the display section during a non-conversation time, and capable of adjusting the sound volume during a conversation time, the adjusting operation capable of being performed from both the front and rear sides of said telephone set, and

   button keys being arranged with said rotary selector within the operation range of the thumb so that ordinary dial functions performed by operating said rotary selector and said button keys are provided.

2. A portable radio telephone set according to claim 1, said telephone set being of a folding type so as to be housed, wherein said rotary selector is provided in the foldable hinge section so as to be rotatable in the same direction as that of said hinge section.

3. A portable radio telephone set according to claim 2, wherein a folding and housing control mechanism is disposed in the side end of said hinge section.

4. A portable radio telephone set according to claim 1, wherein said rotary selector is rotat-

HP Inc. - Exhibit 1005 - Page 1307

able and slidable along the rotational shaft thereof.

5. A portable radio telephone set according to one of claims 1 and 4, wherein said rotary selector makes it possible to control the position of a cursor on the display section.

6. A portable radio telephone set according to claim 1, wherein, when said rotary selector turns to set functions in function selection, it is possible to scroll and retrieve setting and releasing of call origination restriction, ringing tone, receiver tone volume, inputting of a personal identification number or the like, which are functions displayed on said display section, and it is possible to select and set these functions by the rotary selector.

7. A portable radio telephone set which is provided with a display section and of a folding and housing type, said telephone set comprising a rotary selector which turns to select various functions being disposed in a hinge section for folding and housing purpose in such a way that the rotary selector can turn in the same direction as that of said hinge section, and a dial for controlling the position of a cursor being disposed near the shaft of the hinge section of said rotary selector, said dial being capable of turning in the same direction as that of said hinge section and capable of sliding along the shaft of said hinge section.

8. A portable radio telephone set according to claim 7, further comprising a folding and housing control mechanism disposed in the side end of said hinge section.

9. A portable radio telephone set which is provided with a display section and of a folding and housing type, said telephone set comprising a rotary selector which turns to select various functions disposed in a hinge section for folding and housing purpose in such a way that the rotary selector can turn in the same direction as that of said hinge section, said rotary selector selecting a menu displayed on a display section during a non-conversation time and adjusting a sound volume during a conversation time, such adjusting operation capable of being performed from both the front and rear sides of said telephone set, button keys being arranged with said rotary selector within the operation range of the thumb so that ordinary dial functions performed by operating said rotary selector and button keys are provided, and a dial for controlling the position of a cursor being disposed near the shaft of the hinge section of said rotary selector, said dial being capable of turning in the same direction as that of said hinge section and capable of sliding along the shaft of said hinge section.

HP Inc. - Exhibit 1005 - Page 1308

FIG. 1

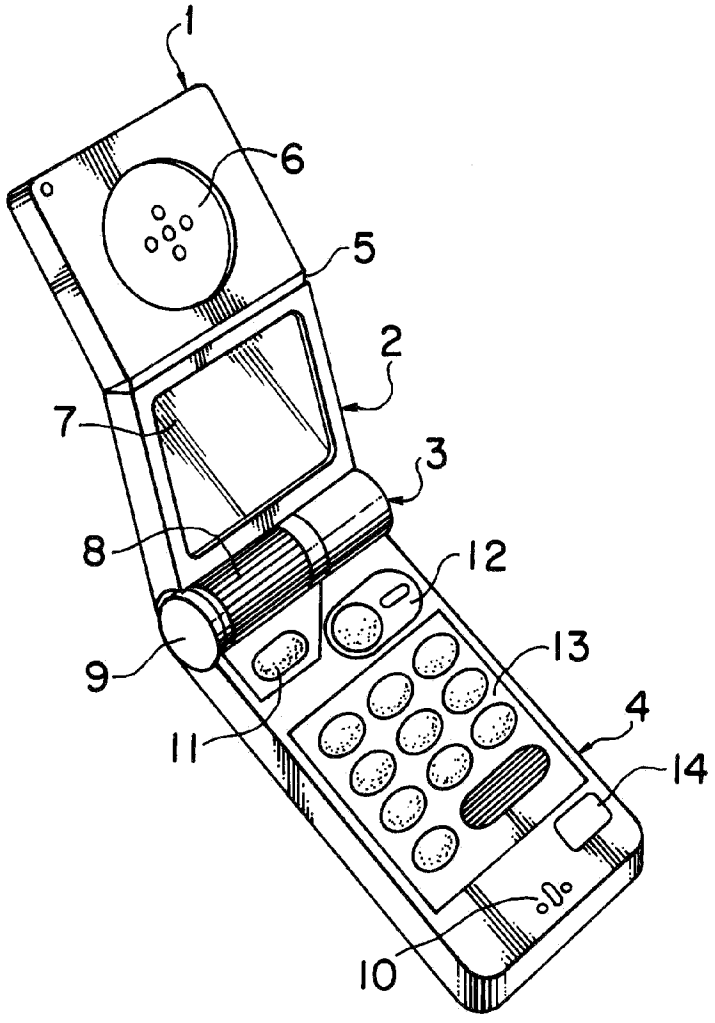

HP Inc. - Exhibit 1005 - Page 1309

FIG. 2

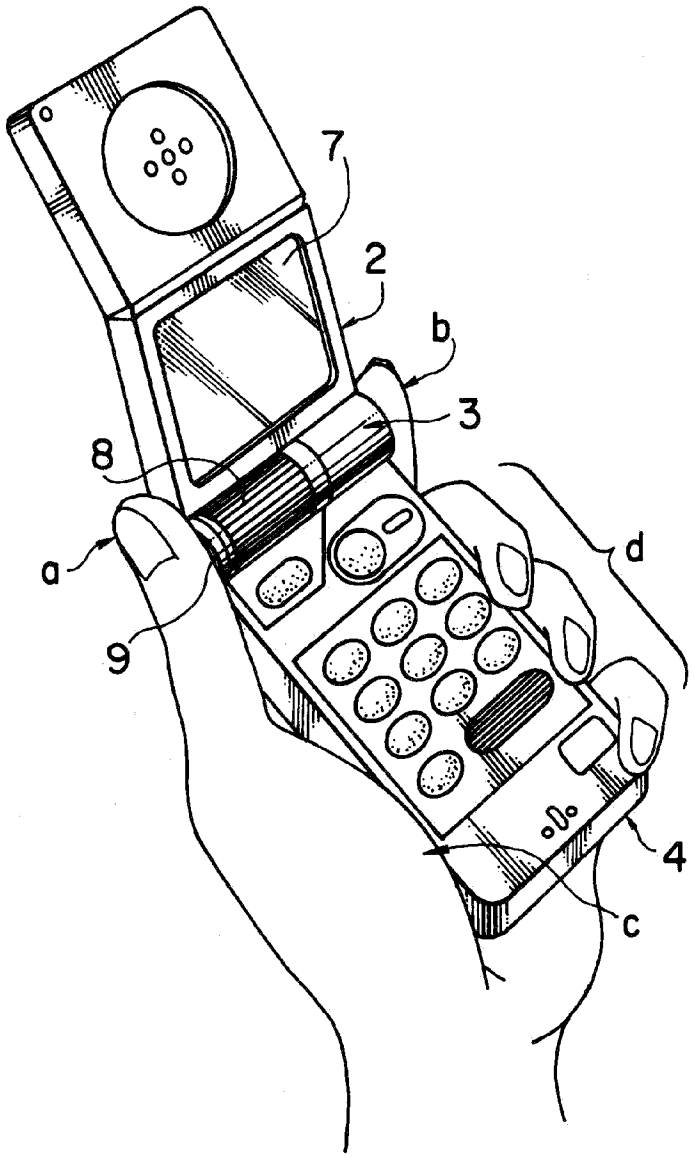

HP Inc. - Exhibit 1005 - Page 1310

FIG. 4

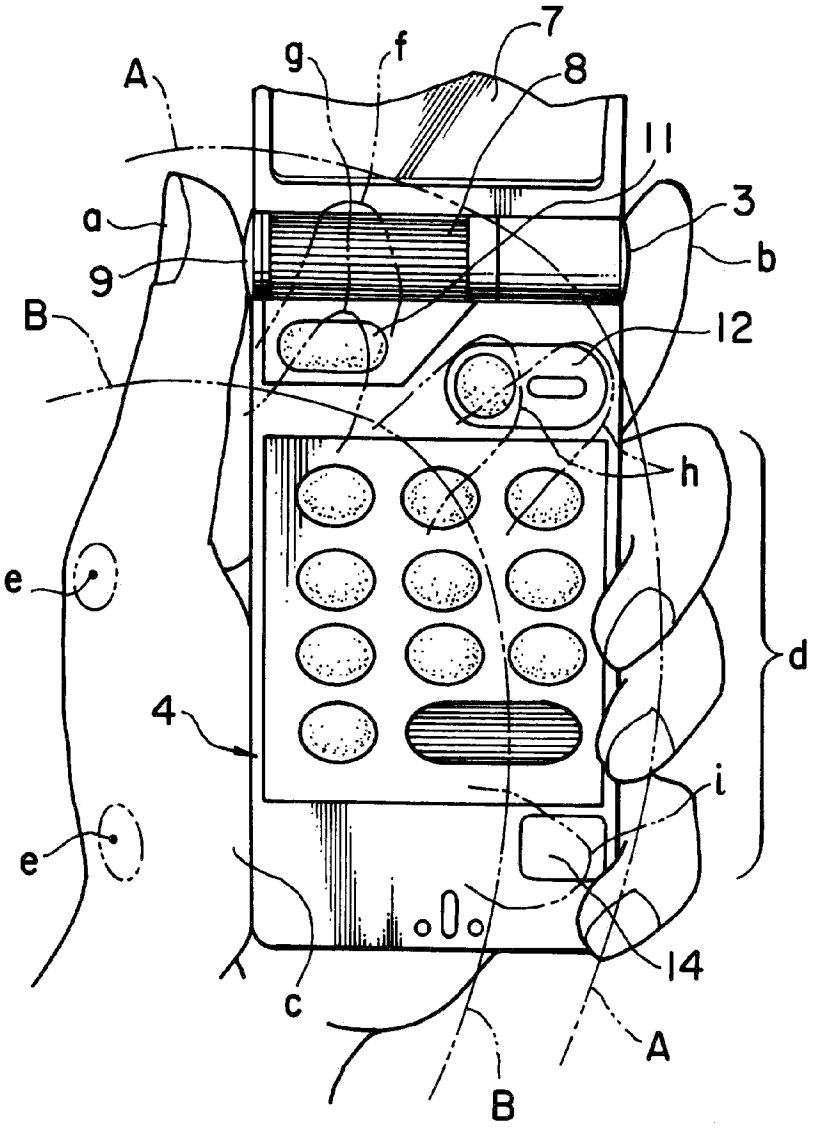

HP Inc. - Exhibit 1005 - Page 1311

FIG. 3

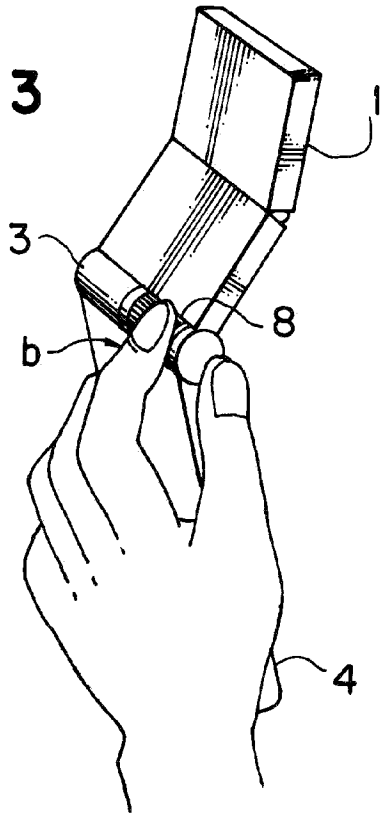

FIG. 5

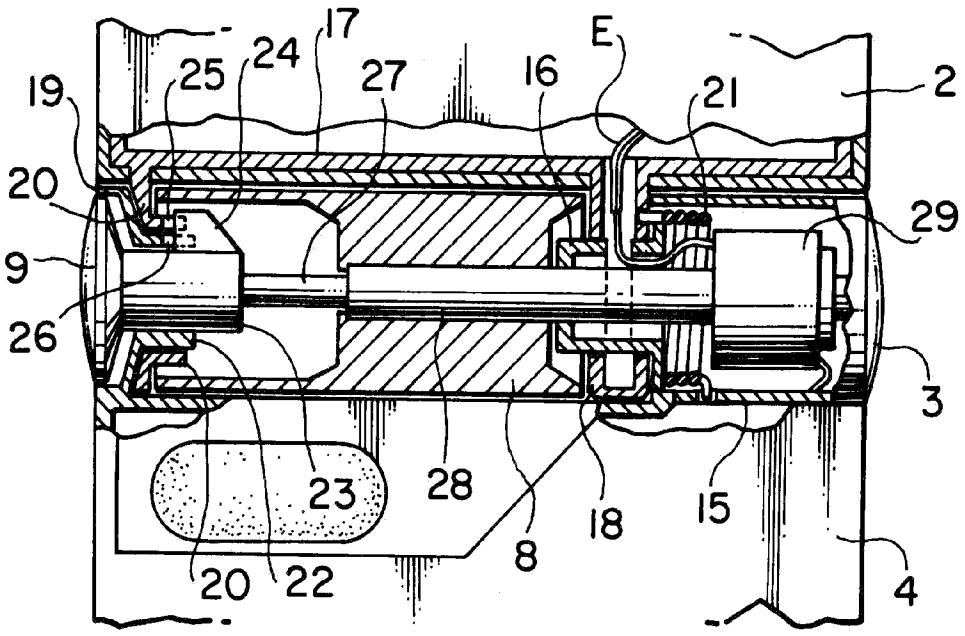

HP Inc. - Exhibit 1005 - Page 1312

FIG. 6

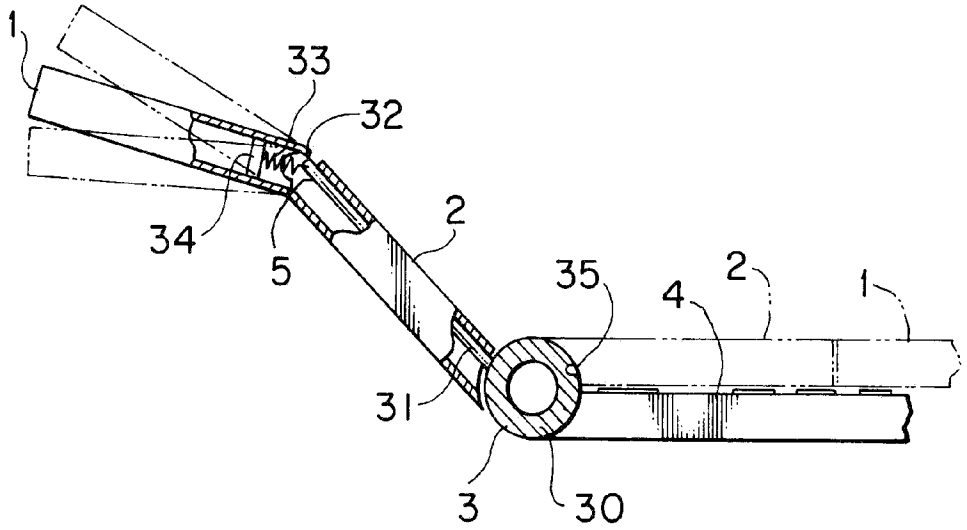

FIG. 7

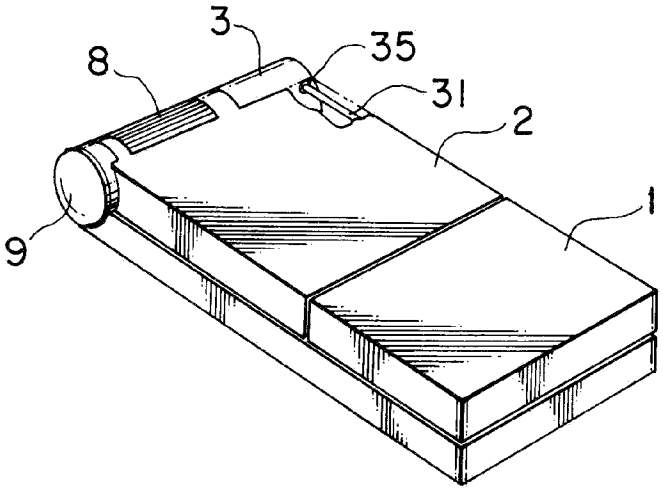

HP Inc. - Exhibit 1005 - Page 1313

FIG. 8

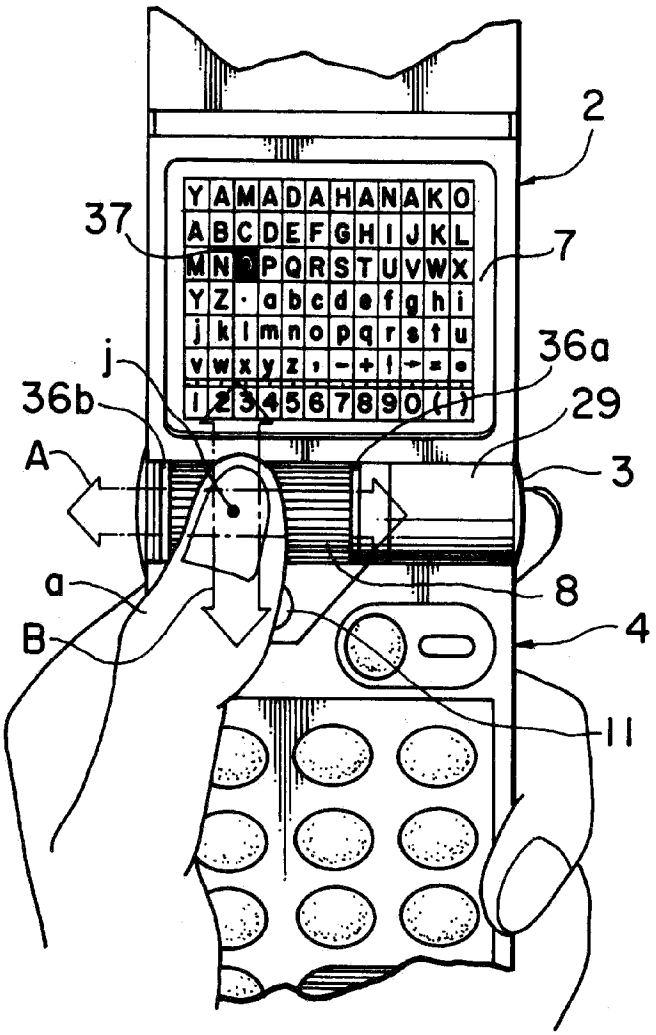

HP Inc. - Exhibit 1005 - Page 1314

FIG. 9

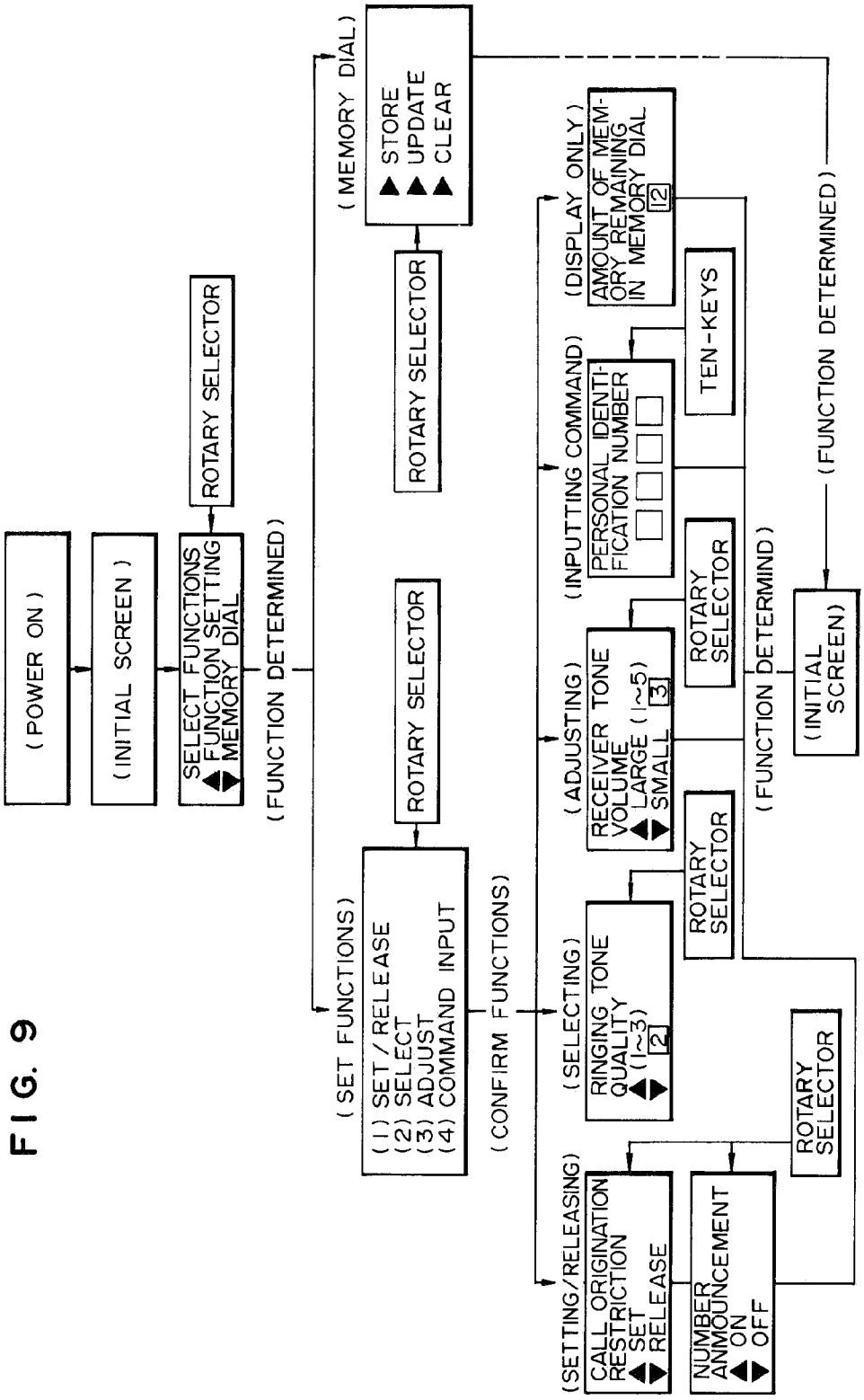

HP Inc. - Exhibit 1005 - Page 1315

European Patent Office

EUROPEAN SEARCH REPORT

Application Number
EP 93 11 4327

DOCUMENTS CONSIDERED TO BE RELEVANT

Category	Citation of document with indication, where appropriate, of relevant passages	Relevant to claim	CLASSIFICATION OF THE APPLICATION (Int.Cl.5)
Y A	EP-A-0 463 856 (NOKIA MOBILE PHONES LTD) * the whole document *	1,6 7,9	H04M1/02
Y	DE-A-40 08 598 (PHILIPS PATENTVERWALTUNG GMBH) * column 3, line 15 - column 5, line 34; figures 1-3 *	1,6	
A	EP-A-0 373 387 (ROBERT BOSCH GMBH) * column 2, line 40 - column 4, line 35; figures 1,2 *	1,5,7,9	
A	US-A-4 481 382 (VILLA-REAL) * column 3, line 10 - column 5, line 65; figures 1-6 *	1,7,9	
A	US-A-5 027 394 (ONO ET AL) * column 2, line 55 - column 3, line 30; figures 1-7 *	2	
			TECHNICAL FIELDS SEARCHED (Int.Cl.5) H04M

The present search report has been drawn up for all claims

Place of search	Date of completion of the search	Examiner
THE HAGUE	15 December 1993	Delangue, P

CATEGORY OF CITED DOCUMENTS

X : particularly relevant if taken alone
Y : particularly relevant if combined with another document of the same category
A : technological background
O : non-written disclosure
P : intermediate document

T : theory or principle underlying the invention
E : earlier patent document, but published on, or after the filing date
D : document cited in the application
L : document cited for other reasons

& : member of the same patent family, corresponding document

EPO FORM 1503 03.82 (P04C01)

(19) **KOREAN INTELLECTUAL PROPERTY OFFICE**

KOREAN PATENT ABSTRACTS

(11)Publication number: **1020000036647 A**

(43)Date of publication of application: **05.07.2000**

(21)Application number: **1020000015117**

(22)Date of filing: **24.03.2000**

(30)Priority: **..**

(51)Int. Cl **G06F 17/30**

(71)Applicant: **ITCEN COMMUNICATION CO., LTD.**

(72)Inventor: **YOO, U YEONG**

(54) **SEARCH METHOD USING IMAGE INFORMATION**

(57) Abstract:

PURPOSE: A search method using image information is provided for a convenient search technique by enabling users to instinctively find necessary information among searched results of search engines displayed in image. CONSTITUTION: A search method using image information is consisted of the three steps. A first step is for a user to connect to a site of search engine so as to search information. A second step is for the user to input query. A third step is for the search engine to display relevant image information after finding search results related to the query. A home page or a web page of a web site displayed as a search result, and specific icon, banner, or banner or icon using motion picture can be the image information. The home page is displayed as a small size icon made of itself and so, users can instinctively know whether the home page contains the needed information or not by seeing the icon. The site of a search engine should build an image database about information to be displayed as search result in advance, and shows image information, sometimes with text information, in case that there is a search request.

COPYRIGHT 2000 KIPO

Legal Status

(19) 대한민국특허청(KR)
(12) 공개특허공보(A)

(51) Int. Cl.[7]
G06F 17/30

(11) 공개번호 특2000-0036647
(43) 공개일자 2000년07월05일

(21) 출원번호 10-2000-0015117
(22) 출원일자 2000년03월24일

(71) 출원인 주식회사 메지정보기술 유우영
서울특별시 용산구 한강로2가 83-4
(72) 발명자 유우영
서울특별시성북구길음동1070-7
(74) 대리인 고영회, 황용범

심사청구 : 있음

(54) 이미지 정보를 이용한 검색방법

요약

본 발명은 인터넷상에서 검색엔진을 이용하여 원하는 정보를 검색한 경우, 검색결과를 단순한 텍스트가 아닌 이미지 정보를 디스플레이 함으로써 시각적 효과에 의해 보다 효율적인 검색이 가능한 이미지 검색 시스템에 관한 것이다.

본 발명의 이미지 정보를 이용한 검색방법은 인터넷상에서 정보를 검색하고자 하는 사용자가 검색엔진 사이트에 접속하고, 상기 사용자가 검색하고자 하는 검색어를 입력하고, 검색엔진 서버에서 상기 검색어에 해당하는 검색결과를 찾아 해당 이미지 정보를 출력하고, 출력된 이미지 정보 중의 어느 하나를 클릭하여 해당 웹페이지로 접속하는 단계로 구성된다. 상기 이미지 정보는 해당 웹사이트의 홈페이지나 특정의 웹페이지가 될 수도 있고, 특정한 아이콘이나 배너 또는 동영상을 이용한 배너나 아이콘이 될 수도 있다.

본 발명의 이미지 정보를 이용한 검색방법을 이용할 경우, 단순한 텍스트가 아닌 이미지 정보를 출력함으로써 시각적 효과에 의해 검색결과를 보다 신속하고 직관적으로 파악할 수 있어 검색이 용이한 장점이 있다.

대표도

도1

명세서

도면의 간단한 설명

도1은 본 발명의 이미지 정보를 이용한 검색방법에 의해 출력된 검색결과의 일 예이다.

발명의 상세한 설명

발명의 목적

발명이 속하는 기술 및 그 분야의 종래기술

본 발명은 이미지 검색 시스템이다. 보다 구체적으로, 인터넷상에서 검색엔진을 이용하여 원하는 정보를 검색한 경우, 검색결과를 단순한 텍스트가 아닌 이미지 정보를 디스플레이 함으로써 시각적 효과에 의해 보다 효율적인 검색이 가능한 이미지 검색 시스템에 관한 것이다.

인터넷상에서 원하는 정보를 찾기 위해 통상적으로 검색엔진을 이용한다. 사용자가 특정의 검색엔진 사이트에 접속한 후 찾고자 하는 정보와 관련된 키워드를 입력하면 검색엔진에서 키워드와 관련된 정보를 찾아서 화면상에 출력하게 된다. 그러나, 종래의 검색엔진은 검색결과를 단순히 텍스트로만 출력하고 있으며, 출력결과도 상기 검색엔진에 등록된 문장이나, 웹페이지의 타이틀과 같은 정보만을 출력할 뿐이다.

그러나, 최근에는 인터넷의 이용자가 폭발적으로 증가하고 인터넷상의 정보 또한 폭발적으로 증가하면서 검색엔진을 이용하여 자료를 검색한다는 것도 그다지 용이하지 않게 되었다. 즉, 내가 원하는 정보만을 검색할 수 있어야 하나, 너무 많은 검색결과가 출력됨으로써 정작 내가 원하는 정보를 찾기가 쉽지 않다. 또한, 텍스트로 출력된 검색결과만을 보고서 내가 원하는 정보인지를 알기 어려운 경우가 많으며 일일이 모든 검색결과를 조회해 볼 수밖에 없고 원하는 정보를 찾는데 많은 시간과 노력을 필요로 하게

HP Inc. - Exhibit 1005 - Page 1318

된다.

발명이 이루고자하는 기술적 과제

본 발명의 목적은 검색엔진의 검색결과를 이미지 정보로 출력함으로써 사용자가 검색결과 중에서 자신이 원하는 정보를 직관적으로 찾을 수 있어 검색이 용이한 검색방법을 제공하는 것이다.

발명의 구성 및 작용

본 발명의 이미지 정보를 이용한 검색방법은 인터넷상에서 정보를 검색하고자 하는 사용자가 검색엔진 사이트에 접속하고, 상기 사용자가 검색하고자 하는 검색어를 입력하고, 검색엔진 서버에서 상기 검색어에 해당하는 검색결과를 찾아 해당 이미지 정보를 출력하는 단계로 구성된다. 상기 이미지 정보는 해당 웹사이트의 홈페이지나 특정의 웹페이지가 될 수도 있고, 특정한 아이콘이나 배너 또는 동영상을 이용한 배너나 아이콘이 될 수도 있다.

인터넷상에서 정보를 검색하고자 하는 사용자는 인터넷을 통해 특정 검색엔진 사이트에 접속한다. 상기 검색엔진 사이트에서 자신이 찾고자 하는 정보와 관련된 검색어를 입력하여 관련 정보를 출력할 것을 요청한다. 검색엔진 사이트에서는 입력된 검색어와 관련된 정보를 검색하여 다시 사용자에게 전송하여 사용자의 단말기로 출력하며, 이러한 일련의 검색엔진을 이용한 검색과정은 통상적으로 사용하는 것이다. 다만, 본 발명에서는 검색결과를 단순한 텍스트가 아닌 이미지 정보로 출력한다는 점에서 차이가 있다. 검색엔진 사이트에서는 검색결과로써 출력되기 위한 정보에 대한 이미지 데이터베이스를 사전에 구축해 놓으며, 해당 정보에 대한 검색요청이 있을 경우 상기 이미지 정보를 출력한다. 출력시 이미지와 함께 텍스트 정보를 출력할 수도 있다.

상기 이미지 정보는 해당 웹사이트의 홈페이지 화면이 될 수도 있고, 특정 아이콘이나 배너가 될 수도 있다. 웹사이트 홈페이지의 경우 사용자들이 상기 웹사이트 홈페이지만을 보더라도 그 웹사이트에서 어떠한 정보를 제공하고 있는지, 그 웹사이트가 사용자가 찾는 정보를 갖고 있는지 등에 대해서 직관적으로 알 수 있기 때문에 웹사이트 홈페이지 화면을 작은 크기로 아이콘화하여 디스플레이하는 것이다.

인터넷 웹사이트상에는 광고용으로 많은 아이콘이나 배너들이 링크되어 있다. 이러한 아이콘이나 배너들은 해당 아이콘이나 배너가 전달하고자 하는 내용을 그래픽으로 또는 동영상으로 함축적으로 표현하고 있어 사용자가 상기 아이콘이나 배너만을 보더라도 전달하고자 하는 내용을 직관적으로 파악할 수 있다. 따라서, 검색결과로써 이러한 아이콘이나 배너를 출력할 경우 사용자가 상기 아이콘이나 배너로부터 출력결과에 대한 내용을 직관적으로 파악할 수 있어 정보의 검색이 한결 용이해진다.

도 1은 본 발명의 이미지 정보를 이용한 검색방법에 의해 출력된 검색결과의 예이다. 검색결과는 이미지 정보와 텍스트가 함께 디스플레이되고 있으며, 이미지 정보는 검색결과에 해당하는 웹사이트의 홈페이지를 축소하여 디스플레이하고 있다. 이미지 정보와 함께 간단한 텍스트를 같이 부가함으로써 이미지 정보만으로 전달하기 어려운 정보를 함께 전달하며, 해당 웹사이트의 운영자나 소유자에 대한 정보와 해당 웹사이트에서 제공하는 정보 대한 간략한 요약정보가 디스플레이된다.

사용자는 검색결과중에서 자신이 원하는 정보가 있을 경우 그 이미지 정보나 텍스트 정보를 클릭하면 해당하는 웹사이트로 접속된다.

발명의 효과

본 발명의 이미지 정보를 이용한 검색방법을 이용할 경우, 단순한 텍스트가 아닌 이미지 정보를 출력함으로써 시각적 효과에 의해 검색결과를 보다 신속하고 직관적으로 파악할 수 있어 검색이 용이한 장점이 있다.

(57) 청구의 범위

청구항 1

인터넷상에서 정보를 검색하고자 하는 사용자가 검색엔진 사이트에 접속하고;

상기 사용자가 검색하고자 하는 검색어를 입력하고;

검색엔진 서버에서 상기 검색어에 해당하는 검색결과를 찾아 해당 이미지 정보를 출력하고; 그리고,

사용자는 출력된 이미지 정보중의 어느 하나를 클릭하여 해당 웹페이지로 접속하는 단계;

로 구성되는 것을 특징으로 하는 이미지 정보를 이용한 검색방법.

청구항 2

제1항에서, 상기 이미지 정보는 웹사이트의 홈페이지 화면, 특정 웹페이지 또는 그래픽 또는 동영상을 이용한 아이콘 또는 배너 중의 어느 하나인 것을 특징으로 하는 이미지 정보를 이용한 검색방법.

도면

HP Inc. - Exhibit 1005 - Page 1319

도면1



HP Inc. - Exhibit 1005 - Page 1320

Skip to content

- vision
  - mission
  - progress
  - news
  - people
- laptop
  - hardware
  - software
  - interface
  - design
- participate
  - purpose
  - program
  - participate
  - propose
- children

getting started contact
olpc wiki career
ways to give languages

Troubleshooting guide

Ebook mode

The XO laptop transforms into an ebook.



Begin by positioning the screen vertically (at a right angle to the base).





HP Inc. - Exhibit 1005 - Page 1322





Rotate the display until the screen is facing away from the keyboard.



The game controllers can be used to scroll the display

To maximize battery life, turn the backlight off by pressing the lower-brightness key 4–5 times before entering ebook mode. (To restore the backlight, press the raise-brightness key 4–5 times.)

Content is available under Creative Commons Attribution 2.5

Designed by Pentagram | Powered by Nurun

SYSTEM AND METHOD FOR STREAMLINING USER INTERACTION WITH ELECTRONIC CONTENT

RELATED APPLICATIONS

This application is a continuation-in-part of, and claims priority under 35 U.S.C. § 120 to, U.S. Patent Application Serial Number 12/170,951 entitled "PORTABLE COMPUTER WITH MULTIPLE DISPLAY CONFIGURATIONS," filed on July 10, 2008; which claims priority under 35 U.S.C. § 119(e) to U.S. Provisional Application Serial No. 61/041,365, entitled "PORTABLE COMPUTER WITH MULTIPLE DISPLAY CONFIGURATIONS," filed April 1, 2008, both of which are herein incorporated by reference in their entirety. Furthermore, this application is a continuation-in-part of, and claims priority under 35 U.S.C. § 120 to U.S. Patent Application Serial Number 12/170,939, entitled "PORTABLE COMPUTER WITH MULTIPLE DISPLAY CONFIGURATIONS," filed on July 10, 2008; which claims priority under 35 U.S.C. 119(e) to U.S. Provisional Application Serial No. 61/041,365, entitled "PORTABLE COMPUTER WITH MULTIPLE DISPLAY CONFIGURATIONS," filed April 1, 2008, each of which applications are herein incorporated by reference in their entirety. This application also claims priority under 35 U.S.C. 119(e) to U.S. Provisional Application Serial No. 61/041,365, entitled "PORTABLE COMPUTER WITH MULTIPLE DISPLAY CONFIGURATIONS," filed April 1, 2008 which application is incorporated herein by reference in its entirety.

BACKGROUND

Much of the advancement in contemporary computer systems and services stems from the significant increases in computing power. Hand in hand with those increases, enhanced features sets have developed designed to utilize that computing power. Conventional wisdom suggests that the more features that can be provided to a particular computer user, the better the user's experience will be.

As computers have become more powerful and capable of providing more and more features, ordinary/typical computer users has not been able to keep up with availability of features and services. User may become frustrated by the inability to navigate the myriad (sometime unending) configurations and options provided in order to achieve something useful and/or workable to their ordinary use. Many users simply don't

take advantage of provided features. Some outright ignore options and features that would simplify the use of their computer system. This may occur because of user ignorance or even fear and in some instances because the user lacks experience with new features – so the user doesn't know the feature can be useful.

User frustration is felt not only with respect to the newer more powerful computer systems being offered today, but also frustration abounds with respect to their computer's interaction with the Internet. The present movement on the Internet, often referred to as Web 2.0, also subscribes to conventional thinking in that more and more features are being packed into each and every aspect of the web experience. Third party service providers can be found for almost any service – virtually no limitations have been found for the services that can be provided.

More typically, these on-line services provide very useful opportunities for the users who know how to take advantage of them - online photo management/sharing, online financial services, online marketplaces, online exchanges, web hosting, web development, dating services, social networking to name only a few. Very often these on-line services can be found for free or minimal costs. Typically, registration is the only requirement for participating in what is offered as free services. In other words, all that is required is the creation of a user name and password. Each service often attempts to outdo competitors by offering more and more options/features than their competitors.

SUMMARY

It is realized that the conventional wisdom with respect to such "feature packing" as discussed above suffers from significant flaws. Typical computer users simply can't take advantage of all the functionality offered, either the services and features offered by their own computer, or the services and features offered by online providers. The complexity of the interface (both hardware and software) hampers adoption, as does the volume of features offered. For example, third party service provides often find difficulty in subscribing new users, educating existing users, and providing integration of feature sets for the features they provide as well as those offered by other service providers.

Further complicating the user's interaction with computer devices and provided services is the inflexibility of the devices being used and their accompanying interfaces. It is realized that a device that can provide a user with a flexible portal into electronic

content, that is, one that can be configured dynamically improves the user experience. For example, permitting transitions from a "lean back" mode of viewing (imagine, for example, a person watching television from their couch) to a "lean forward" mode of viewing (picture, for example, a laptop user typing away in a word processing application) on a computer device improves the user experience. Further, user interfaces that are responsive to the user's dynamic configurations improve the user's ability to interact with the electronic content, from the machine itself, the internet, and even from both sources.

Accordingly, aspects and embodiments are directed to a graphical user interface that organizes interface elements into modes of content for presentation to a user. Different views of the modes of content are used to present the user with an interface that is responsive to configurations of the device and responsive to activity being performed by the user. Further the elements that comprise the graphical user interface are configured to present a summarized view of available actions and content, in order to simplify user interaction. The different views present different organizations of the interface elements and in some example display only certain ones of the modes of content in order to reduce the number of options a user must navigate to accomplish an objective.

According to one aspect of the present invention, a graphical user interface displayed on a computer system responsive to computer focus and execution is provided. The graphical user interface comprises a first visual representation configured to display digital content, a focus visual representation configured to display the first visual representation in a focused state, an execution component configured to execute a first transformation from the first visual representation into the focus visual representation responsive to computer focus on the first visual representation, and wherein the execution component is further configured to execute a second transformation from the focus visual representation into the first visual representation upon loss of focus on the focus visual representation, a mapping from at least one of the first visual representation and the focus visual representation to a first view including the digital content, and the execution component further configured to execute the mapping in response to execution of at least one of the first and focus visual representation, wherein execution of the one at least one of the first and focus visual representations includes clicking on the at least one of the first and focus visual representations.

According to one embodiment of the present invention, the focused state of includes a highlight of the display of the focus visual representation. According to another embodiment of the invention, the highlight of the display of the focus visual representation includes a display of the focus visual representation in an increased size relative to a display size of the first visual representation. According to another embodiment of the invention, highlight of the display includes at least one of a border display, a background color display, an increase in display size, a change in format, and an alteration in a display color. According to another embodiment of the invention, the graphical user interface further comprises a first animation configured to present to the user through the computer display the increase in size from the first visual representation into the focus visual representation.

According to one embodiment of the present invention, the execution component is further configured to display the first animation in response to focus on the first visual representation. According to another embodiment of the invention, the graphical user interface further comprises a mapping from the focus visual representation to the first view of the digital content. According to another embodiment of the invention, the graphical user interface further comprises a second animation configured to present to the user a decrease in the display size of the focus visual representation to the display size of the first visual representation. According to another embodiment of the invention, the execution component is further configured to display the second animation in response to loss of focus on the focus visual representation. According to another embodiment of the invention, the graphical user interface further comprises a third animation configured to present to the user through the computer display a transition from at least one of the first and focus visual representation to the first view. According to another embodiment of the invention, the execution component is further configured to display the third animation in response to selection of at least one of the first and focus visual representations. According to another embodiment of the invention, the third animation includes a visual depiction of zooming out on the computer display showing at least one of the first and focus visual representations getting smaller, a visual depiction of motion displayed to the user through the computer display relative to the zoomed out view of the at least one of the first and focus visual representations, a visual depiction of slowing motion arriving at

zoomed out display of the first view, and a visual depiction of zooming in on the zoomed out display of the first view.

According to one embodiment of the present invention, the first visual representation and the focus visual representation further comprise a header display. According to another embodiment of the invention, the header display further comprises a title display and an indicator of content origin. According to another embodiment of the invention, the title display does not comprise a url for a source of the mapped digital content.

According to one embodiment of the present invention, the header display further comprises at least one control displayed in the header display, wherein the control is configured to execute computer based functionality in response to execution by the user. According to another embodiment of the invention, the at least one control is mapped to a close function. According to another embodiment of the invention, the at least one control is mapped to an option presentation function. According to another embodiment of the invention, the title is derived from the mapped digital content. According to another embodiment of the invention, the execution component is further configured to cause the display of configuration options for at least one of the first and focus visual representations. According to another embodiment of the invention, the graphical user interface further comprises an option control configured to display a second visual representation comprising options associated with at least one of the first visual representation and focus visual representation, in response to execution. According to another embodiment of the invention, the graphical user interface further comprises a forth animation configured to present to the user through the computer display at least one of the first and focus visual representations rotating to display a back of the at least one of the first and focus visual representations. According to another embodiment of the invention, the execution component is further configured to display the forth animation in response to selection of the options control.

According to one embodiment of the present invention, the second visual representation includes a selectable display. According to another embodiment of the present invention, the selectable display includes a transform function configured to transform the first visual representation from one content mode to another content mode. According to another embodiment of the present invention, the content mode comprises at

least one of web content mode and channel content mode, and wherein the other content mode comprises at least one of web content mode and channel content mode. According to another embodiment of the present invention, the selectable display includes an option to display the mapped digital content in a screen saver mode. According to another embodiment of the present invention, the first visual representation and the focus visual representation further comprise a body display. According to another embodiment of the present invention, the body display further comprises a visualization of the mapped digital content. According to another embodiment of the present invention, the visualization further comprises a portion of the digital content.

According to one embodiment of the present invention, the portion of the digital content in a cut out of a full display sized to fit within the body display of the first visual representation. According to another embodiment of the invention, the visualization is mapped to at least one of rss digital content, digital photo content, digital audio content, and digital video content. According to another embodiment of the invention, the visualization is configured to display a plurality of rss items. According to another embodiment of the invention, the plurality of rss items are displayed individually, and the visualization is further configured to display each rss item sequentially. According to another embodiment of the invention, the visualization further comprises restarting a sequence of rss items. According to another embodiment of the invention, the focus visual representation further comprises navigation tools displayed in the body display of the focus visual representation. According to another embodiment of the invention, the first visual representation further comprises navigation tools displayed in the body display of the first visual representation. According to another embodiment of the invention, the navigation tools are configured to be responsive to user selection, and further configured to display a next rss item in response to user selection. According to another embodiment of the invention, the visualization is configured to display a plurality of digital photos. According to another embodiment of the invention, the visualization is configured to display the plurality of digital photos individually, and the visualization is further configured to display each digital photo sequentially. According to another embodiment of the invention, the visualization further comprises restarting a display of a sequence of digital photos.

According to one embodiment of the present invention, the first view comprises at least one of a web page view, a channel page view, a system page view, a channel full view, and a channel selector view. According to another embodiment of the invention, the first view comprises a header display. According to another embodiment of the invention, the first view comprises a body display. According to another embodiment of the invention, the header display is displayed at an upper portion of the computer system's display screen and the body display occupies a lower portion of the display screen. According to another embodiment of the invention, the header display and the body display occupy the entirety of the system's display screen. According to another embodiment of the invention, the header display comprises a laterally disposed frame extending from the left of the display screen to the right of the display screen. According to another embodiment of the invention, the header display further comprises a focus view and an unfocused view. According to another embodiment of the invention, the header display is configured to maintain display position in the focus and unfocused view.

According to one embodiment of the present invention, the header display is configured to maintain display size in the focus and unfocused view. According to another embodiment of the invention, at least one of the focus view and unfocused view further comprise a state view. According to another embodiment of the invention, the state view comprises a content status display. According to another embodiment of the invention, the content status display is configured to reflect a computer operation of loading the mapped digital content for the first view. According to another embodiment of the invention, the state view further comprises at least one state responsive control. According to another embodiment of the invention, the state view further comprises at least one state responsive control. According to another embodiment of the invention, the at least one state responsive control includes a stop control for stopping download of the mapped digital content. According to another embodiment of the invention, the at least one state responsive control includes a go control for initiating download of the mapped digital content. According to another embodiment of the invention, the state responsive control is rendered in response to a first view state. According to another embodiment of the invention, the first view state comprises a load state reflective of downloading digital content, and the state responsive control displays a stop control.

According to one embodiment of the present invention, the first view state comprises a loaded state reflective of a computer system having downloaded the mapped digital content, and in response to the loaded state the state responsive control displays a go control. According to another embodiment of the invention, the header display is responsive to computer focus. According to another embodiment of the invention, the header display displays a focused view in response to computer focus, and an unfocused view when the header display is not in focus. According to another embodiment of the invention, the header display focused view comprises an address display, an indicator of digital content origin, a navigation element, forward and back tools, and additional tools displayed in response to content mode, a search tool, bookmark tool and a close tool. According to another embodiment of the invention, the navigation element comprises a navigation toggle, and in response to execution the navigation element navigates to a home view. According to another embodiment of the invention, the home view further comprises a plurality of first visual representations, and a corresponding navigation element, and in response to selection of the corresponding navigation element the device navigates to a previous view.

According to one embodiment of the present invention, the header display further comprises a share tool. According to another embodiment of the invention, the header display focused view further comprises a share tool. According to another embodiment of the invention, the share tool is configured to permit the user to share the first visual representation with another user. According to another embodiment of the invention, the share tool is further configured to permit the user to share the first visual representation and any associated information with the another user. According to another embodiment of the invention, the graphical user interface further comprises a share interface display configured to display in response to execution of the share tool. According to another embodiment of the invention, the share interface comprises a list of selectable destinations for sharing of the first visual representation. According to another embodiment of the invention, the share interface comprises a recipient entry field configured to permit specification of destination by an e-mail address. According to another embodiment of the invention, the share interface comprises a comments entry field configured to permit association of comments by the user to the first visual representation. According to

another embodiment of the invention, the selectable destinations includes a list of other streamlined device users.

According to one embodiment of the present invention, the list of other streamlined device users comprises a group of identified other streamlined device users. According to another embodiment of the invention, the identified other streamlined device users are identified by at least one of the user and information about the user. According to another embodiment of the invention, the additional tools displayed in response to a content mode comprise an add a channel tool. According to another embodiment of the invention, the add a channel tool is displayed in response to a web content mode, and in further response to a determination that the mapped digital content comprises a source with at least one of a rss feed and a customized visualization. According to another embodiment of the invention, the add a channel tool is configured to generate an additional first visual representation. According to another embodiment of the invention, the additional first visual representation is configured to display channel content mode. According to another embodiment of the invention, the address display is configured to display a title of the digital content, and in response to selection of the address display, is configured to transform the address display into a uniform resource locator address for the digital content.

According to one embodiment of the present invention, the additional tools further comprise a bookmark tool, a share tool, and a more tool. According to another embodiment of the invention, the more tool is configured to display a standard toolbar in addition to the header display. According to another embodiment of the invention, the search tool is displayed in an unfocused view. According to another embodiment of the invention, the search unfocused view is displayed in a reduced size relative to a focus view. According to another embodiment of the invention, the search focus view comprises a text box for entry of search terms. According to another embodiment of the invention, the search text box captures display area from other elements displayed in the header display. According to another embodiment of the invention, the graphical user interface further comprises an animation displaying the lateral expansion of the search text box in response to focus. According to another embodiment of the invention, the graphical user interface further comprises an animation displaying the lateral expansion of the search text box in response to execution. According to another embodiment of the

invention, the header display unfocused view comprises a title display, an indicator of content origin, and a navigation element. According to another embodiment of the invention, the header display unfocused view further comprises an add a channel tool displayed in response to the first view displaying web content mode, and a determination that the digital content further comprises at least one of an rss source and a source for which a customized visualization is provided.

According to one embodiment of the present invention, the add a channel tool is configured to generate an additional first visual representation. According to another embodiment of the invention, the header display focus and unfocused view further comprise a security status indicator. According to another embodiment of the invention, the header display focus and unfocused view further comprise a parental control status indicator. According to another embodiment of the invention, the header display focus and unfocused view further comprise a security status indicator, and a parental control status indicator, if parental controls are enabled. According to another embodiment of the invention, the body display comprises a web page. According to another embodiment of the invention, the body display comprises a browser view of web based content. According to another embodiment of the invention, the browser based view of web based content is configured using a standard web browser. According to another embodiment of the invention, the first view comprises a scroll bar as necessary.

According to one embodiment of the present invention, the header display further comprises a navigation element, a title, and additional tools. According to another embodiment of the invention, the title is derived from the mapped digital content. According to another embodiment of the invention, the title does not comprise a url for a source of the mapped digital content. According to another embodiment of the invention, the additional tools comprises a share tool and a content navigation tool. According to another embodiment of the invention, the content navigation tool is mapped to a web source for digital content displayed in the body display, and in response to execution of the content navigation tool, the computer system generates an additional first visual representation configured to display a web content mode of the digital content. According to another embodiment of the invention, the body display further comprises a plurality of columns. According to another embodiment of the invention, the plurality of columns

comprises a content column and a headline column. According to another embodiment of the invention, the content column displays a series of rss items.

According to one embodiment of the invention, the display of the series of rss items is configured to list all rss items available from a mapped content feed. According to another embodiment of the invention, the mapped content feed comprises a web based source of rss content. According to another embodiment of the invention, the web based source of rss content further comprises a news feed and the rss items comprises headlines. According to another embodiment of the invention, the headline column further comprises a scroll bar for accessing rss items not displayed on a first page, if necessary. According to another embodiment of the invention, the display of a series of rss items is configured to cause the computer system to display in the content column, digital content associated with the rss item, upon execution of an rss item within the display. According to another embodiment of the invention, the content column further comprises a reading view, configured to display digital content associated with the rss item. According to another embodiment of the invention, the graphical user interface further comprises a transition animation, wherein the transition animation is configured to display new digital content associated with an executed rss item moving onto the content column. According to another embodiment of the invention, the content column further comprises a source navigation tool.

According to one embodiment of the present invention, the source navigation tool is mapped to a web based source of the digital content displayed in the content column. According to another embodiment of the invention, the execution component is further configured to execute the mapping to cause the computer system to generate an additional first visual representation configured to display a web base source in a web content mode. According to another embodiment of the invention, the content column further comprises a scroll bar displayed in response to content that does not display fit within a single display screen.

According to another embodiment of the invention, the header display comprises a title, and an indicator of content origin. According to another embodiment of the invention, the digital content includes content from a remote media source. According to another embodiment of the invention, the remote media source includes a remote rss source. According to another embodiment of the invention, the body display includes a

rss item display. According to another embodiment of the invention, the rss item display is associated with a plurality of rss items. According to another embodiment of the invention, the plurality of rss items include an association between each rss item and an rss source. According to another embodiment of the invention, the rss source for each rss item comprises a mapping to a new article.

According to one embodiment of the present invention, the rss item display is configured to render individual rss items in sequence. According to another embodiment of the invention, the body display further comprises a content menu, responsive to selection. According to another embodiment of the invention, the content menu is configured for selection in a first system configuration. According to another embodiment of the invention, the first system configuration comprises a first system I/O profile. According to another embodiment of the invention, the first system I/O profile comprises an integrated scroll wheel and a button selector. According to another embodiment of the invention, the first system I/O profile consists of an integrated scroll wheel and a button selector. According to another embodiment of the invention, the first system configuration comprises a first I/O profile and the first I/O profile consists of an integrated scroll wheel and a button. According to another embodiment of the invention, the execution component is further adapted to cause the system to display the content menu in response to activation of the button. According to another embodiment of the invention, the content menu is displayed in a bottom portion of the body display. According to another embodiment of the invention, the content menu comprises a listing of available rss items from an rss source. According to another embodiment of the invention, the content menu comprises a listing of all available rss items from an rss source.

According to one embodiment of the present invention, the content menu comprises an indicator identifying the rss item displayed in the body display. According to another embodiment of the invention, the content menu is responsive to manipulation of the integrated scroll wheel. According to another embodiment of the invention, the execution component is further configured to cause the system to display the indicator advancing to the next rss item in response to manipulation of the integrated scroll wheel, and the body display to display content associated with the next rss item. According to another embodiment of the invention, the first view is responsive to manipulation of the integrated scroll wheel. According to another embodiment of the invention, the system is

configured to display another view in response to manipulation of the integrated scroll wheel. According to another embodiment of the invention, the system is configured to display another view in response to manipulation of the integrated scroll wheel, when the content menu is not displayed. According to another embodiment of the invention, the another view comprises a first view.

According to one embodiment of the present invention, the header display further comprised a navigational element and a title. According to another embodiment of the invention, the title is associated with the computer operations mapped to the first visual representation. According to another embodiment of the invention, the navigational element is configured to cause the system to navigate to a home view upon execution. According to another embodiment of the invention, the body display comprises a plurality of selection options, wherein the plurality of selectable operations are mapped to system configurations. According to another embodiment of the invention, at least one of the selectable operations includes a mapping configured to establish the system's communication settings. According to another embodiment of the invention, at least one of the selectable operations includes a mapping configured to establish the system's settings for additional devices. According to another embodiment of the invention, the additional devices include a digital camera. According to another embodiment of the invention, the body display comprises a plurality of selection options, and wherein the plurality of selectable operations are mapped to online content navigation elements.

According to another embodiment, the graphical user interface discussed above is displayed on a portable computer configurable between a plurality of display modes including a closed mode, a laptop mode and an easel mode. The portable computer further comprises a display component including a display screen, a base, a hinge assembly at least partially housed within the base and configured to pivotably couple the display component to the base, wherein the display component is rotatable about a longitudinal axis running along an interface between the display component and the base, wherein, in the closed mode, the display screen is disposed substantially against the base, wherein rotating the display component about the longitudinal axis up to approximately 180 degrees from the closed mode configures the portable computer into the laptop mode, and wherein rotating the display component about the longitudinal axis beyond approximately 180 degrees from the closed mode configures the portable computer into the easel mode.

According to one aspect of the present invention, a method for presenting a graphical user interface on a computer system display responsive to computer focus and execution is provided. The method comprises the acts of displaying a first visual representation including digital content, displaying a focus visual representation including the first visual representation in a focused state, executing a first transformation from the first visual representation into the focus visual representation in response to computer focus on the first visual representation, executing a second transformation from the focus visual representation into the first visual representation in response to loss of focus on the focus visual representation, storing a mapping from at least one of the first visual representation and the focus visual representation to a first view including the digital content, and displaying the first view in response to execution of the mapping, wherein execution of the mapping includes clicking on the at least one of the first and focus visual representations. According to one aspect of the present invention, the acts of displaying a first visual representation and the focus visual representation include an act of displaying a header display and a body display, wherein the header display further comprises at least one control displayed in the header display, and wherein the control is configured to execute computer based functionality in response to execution by the user. According to another embodiment of the invention, the act of displaying a header display includes acts of displaying a title display and an indicator of content origin, and deriving the title display from the mapped digital content.

According to one embodiment of the present invention, the at least one control is mapped to at least one of a close function and an option presentation function, and wherein the option presentation function is configured to cause the execution component to display configuration options for at least one of the first and focus visual representations, in response to execution. According to another embodiment of the invention, the method further comprises an act of displaying a second visual representation comprising options associated with at least one of the first visual representation and focus visual representation, displayed in response to execution of the an option control, and a user selectable display of the options including a selectable transform function configured to transform the first visual representation from at least one of a web content mode and a channel content mode to another other mode selected from the web content mode and the channel content mode. According to another embodiment of the invention, the body

display further comprises a visualization of the mapped digital content, and wherein the visualization is mapped to at least one of digital media content, rss digital content, digital photo content, digital audio content, and digital video content. According to another embodiment of the invention, the visualization is mapped to rss digital content, and wherein the visualization is configured to display a plurality of rss items. According to another embodiment of the invention, the method further comprises an act of displaying the plurality of rss items individually.

According to one embodiment of the present invention, displaying the focus visual representation includes acts of displaying navigation tools in the body display of the focus visual representation, in response to computer focus on the focus visual representation, and displaying a next rss item in response to user selection of the navigation tools. According to another embodiment of the invention, the visualization is configured to display a plurality of digital photos individually, and the visualization is further configured to display a seach digital photo sequentially. According to another embodiment of the invention, the act of displaying the first view first includes displaying a header display and a body display, wherein the header display comprises a laterally disposed frame extending from the left of the display screen to the right of the display screen displayed at an upper portion of the computer system's display screen, and the body display occupies a lower portion of the display screen. According to another embodiment of the invention, the method further comprises an act of displaying transition between a header focus view and an unfocused header in response to computer focus on the header display.

According to another embodiment of the invention, the header display is configured to maintain a display position in both the focus and unfocused view, and further configured to maintain a display size in both the focus and unfocused view. According to another embodiment of the invention, the method further comprises an act of displaying a state view, and the state view comprises a content status display responsive to computer operation of loading the mapped digital content for the first view, and at least one state responsive control, including at least one of a stop control for stopping download of the mapped digital content and a go control for initiating download of the mapped digital content.

According to one embodiment of the present invention, the header display focused view comprises an address display, an indicator of digital content origin, a navigation

element, forward and back tools, a search tool, a bookmark tool, a close tool, and additional tools displayed in response to content mode. According to another embodiment of the invention, the header display further comprises a share tool. According to another embodiment of the invention, the share tool is configured to permit the user to share the first visual representation with another user. According to another embodiment of the invention, the method further comprises an act of displaying a share interface display configured to display in response to execution of the share tool, wherein the share interface display comprises a list of selectable destinations for sharing of the first visual representation, wherein the list of selectable destinations includes a list of other streamlined device users. According to another embodiment of the invention, the additional tools displayed in response to a content mode comprise an add a channel tool, and the add a channel tools is displayed in response to acts of determining, by a processor, that the computer system is in a web content mode, and determining, by a processor, that the mapped digital content comprises a source with at least one of a rss feed and a customized visualization. According to another embodiment of the invention, the method further comprises an act of generating and additional first visual representation in response to execution of the add a channel tool, wherein the additional first visual representation is configured to display a channel content mode.

According to one embodiment of the present invention, the address display is configured to display a title of the digital content, and the method further comprises an act of transforming the address display into a uniform resource locator address for the digital content, in response to selection of the address display. According to another embodiment of the invention, the method further comprises acts of displaying an unfocused search tool display in the header by default; and displaying a focused search tool view in response to computer focus, wherein the unfocused search view is displayed in a reduced size relative to the focused search tool display, and wherein the focus search tool view comprises a text box for entry of search terms. According to another embodiment of the invention, the header display unfocused view comprises a title display, an indicator of content origin, and a navigation element. According to another embodiment of the invention, the act of displaying the unfocused view further comprises act of displaying an add a channel tool in response to determining the first view is displaying a web content mode and determining that the digital content comprises at least one of an rss source and a source for which a

customized visualization is provided. According to another embodiment of the invention, the body display comprises at least one of a web page and a browser view of web based content, wherein the browser based view of web based content is configured using a standard web browser. According to another embodiment of the invention, the header display further comprises a navigation element, a title, and additional tools, wherein the title is derived from the mapped digital content, and wherein the title does not comprise a url for a source of the mapped digital content. According to another embodiment of the invention, the additional tools comprise a share tool and a content navigation tool mapped to a web source for digital content displayed in the body display, and in response to execution of the content navigation tool, the method further comprises an act of generating an additional first visual representation configured to display a web content mode of the digital content.

According to one embodiment of the present invention, the body display further comprises a plurality of columns, wherein the plurality of columns comprises a headline column and a content column, and the method further comprises displaying a series of rss items in the headline column, and displaying content from a selected rss item in the content column. According to another embodiment of the invention, the content column further comprises a reading view, configured to display digital content associated with the rss item and a source navigation tool displayed in the content column, mapped to a web based source of the digital content displayed in the content column, and wherein the execution component is further configured to execute the mapping to cause the computer system to generate an additional first visual representation configured to display a web based source in a web content mode, and the method further comprises displaying the reading view and source navigation tool in the content column. According to another embodiment of the invention, the act of displaying the first view first includes displaying a header display and a body display, wherein the header display comprises a laterally disposed frame extending from the left of the display screen to the right of the display screen displayed at an upper portion of the computer system's display screen, and the body display occupies a lower portion of the display screen. According to another embodiment of the invention, the header display comprises a title, and an indicator of content origin.

According to one embodiment of the present invention, the digital content includes digital content from a remote media source comprising a remote rss source. According to

another embodiment of the invention, the body display includes a rss item display associated with a plurality of rss items, wherein the plurality of rss items include an association between each rss item and an rss source, and the rss item display is configured to render individual rss items in sequence. According to another embodiment of the invention, the method further comprises an act of displaying a content menu in a lower portion of the body display, in response to selection of the body display. According to another embodiment of the invention, the method further comprises acts of providing a first system I/O profile, wherein the first system I/O profile includes an integrated scroll wheel and a button selector, and permitting selection by a user through devices of the first system I/O profile. According to another embodiment of the invention, the first system I/O profile consists of the integrated scroll wheel and the button selector. According to another embodiment of the invention, the method further comprises an act of displaying another first view in response to manipulation of the integrated scroll wheel.

According to one embodiment of the present invention, the header display further comprises a navigational element and a title, wherein the title is associated with computer operations mapped to the first visual representation and the body display further comprises a plurality of user selectable options, wherein the plurality of selectable operations are mapped to system configurations. According to another embodiment of the invention, the method further comprises acts of permitting selection of the at least one of the selectable operations includes a mapping configured to establish the system's communication settings, and executing the mapping in response to selection. According to another embodiment of the invention, at least one of the selectable operations includes a mapping configured to establish the system's settings for additional devices.

According to one aspect of the present invention, a computer-readable medium having computer-readable signals stored thereon that define instructions that, as a result of being executed by a computer, instruct the computer to perform the method for presenting a graphical user interface on a computer system display responsive to computer focus and execution as described above

According to aspect of the present invention, a computer system for presenting streamlined interaction with digital content is provided. The computer system comprising a first user interface component including a first visual representation configured to display digital content, a second user interface component including a focus visual

representation configured to display the first visual representation in a focused state, an execution component configured to execute a first transformation from the first visual representation into the focus visual representation responsive to computer focus on the first visual representation, and wherein the execution component is further configured to execute a second transformation from the focus visual representation into the first visual representation upon loss of focus on the focus visual representation, a storage component for storing a mapping from at least one of the first visual representation and the focus visual representation to a third user interface component including a first view of the digital content, and wherein the execution component is further configured to execute the mapping in response to execution of at least one of the first and focus visual representations, wherein execution of the one at least one of the first and focus visual representations includes clicking on the at least one of the first and focus visual representations.

According to one embodiment of the present invention, the first visual representation and the focus visual representation further comprises a header display and a body display, wherein the header display further comprises at least one control displayed in the header display, and wherein the control is configured to execute computer based functionality in response to execution by the user. According to another embodiment of the invention, the header display further comprises a title display and an indicator of content origin, and wherein the title display is derived from the mapped digital content. According to another embodiment of the invention, the at least one control is mapped to at least one of a close function and an option presentation function, and wherein the option presentation function is configured to cause the execution component to display configuration options for at least one of the first and focus visual representations, in response to execution. According to another embodiment of the invention, the computer system further comprises a second visual representation comprising options associated with at least one of the first visual representation and focus visual representation, displayed in response to execution of the an option control, and a user selectable display of the options including a selectable transform function configured to transform the first visual representation from at least one of a web content mode and a channel content mode to another other mode selected from the web content mode and the channel content mode. According to another embodiment of the invention, the body display further comprises a

visualization of the mapped digital content, and wherein the visualization is mapped to at least one of digital media content, rss digital content, digital photo content, digital audio content, and digital video content.

According to one embodiment of the present invention, the visualization is mapped to rss digital content, and wherein the visualization is configured to display a plurality of rss items. According to another embodiment of the invention, the plurality of rss items are displayed individually, and the visualization is further configured to display each rss item sequentially. According to another embodiment of the invention, the focus visual representation displays navigation tools displayed in the body display of the focus visual representation, in response to computer focus on the focus visual representation, and wherein the navigation tools are responsive to user selection, and further configured to display a next rss item in response to user selection. According to another embodiment of the invention, the visualization is configured to display a plurality of digital photos individually, and the visualization is further configured to display each digital photo sequentially. According to another embodiment of the invention, the third user interface component including the first view comprises a header display and a body display, wherein the header display comprises a laterally disposed frame extending from the left of the display screen to the right of the display screen displayed at an upper portion of the computer system's display screen and the body display occupies a lower portion of the display screen. According to another embodiment of the invention, the header display further comprises a focus view and an unfocused view, and the header is configured to transition between focus and unfocus views in response to computer focus.

According to one embodiment of the present invention, the header display is configured to maintain a display position in both the focus and unfocused view, and further configured to maintain a display size in both the focus and unfocused view. According to another embodiment of the invention, at least one of the focus view and unfocused view further comprises a state view, and the state view comprises a content status display responsive to computer operation of loading the mapped digital content for the third user interface component including the first view, and at least one state responsive control, including at least one of a stop control for stopping download of the mapped digital content and a go control for initiating download of the mapped digital content. According to another embodiment of the invention, the header display focused

view comprises an address display, an indicator of digital content origin, a navigation element, forward and back tools, a search tool, a bookmark tool, a close tool, and additional tools displayed in response to content mode. According to another embodiment of the invention, the header display further comprises a share tool. According to another embodiment of the invention, the share tool is configured to permit the user to share the first visual representation with another user. According to another embodiment of the invention, the computer system further comprises a share interface display configured to display in response to execution of the share tool, wherein the share interface display comprises a list of selectable destinations for sharing of the first visual representation, wherein the list of selectable destinations includes a list of other streamlined device users.

According to one embodiment of the present invention, the additional tools displayed in response to a content mode comprise an add a channel tool, and the add a channel tools is displayed in response to a web content mode, and in further response to a determination that the mapped digital content comprises a source with at least one of a rss feed and a customized visualization. According to another embodiment of the invention, the add a channel tool is configured to generate an additional first visual representation, wherein the additional first visual representation is configured to display channel content mode. According to another embodiment of the invention, the address display is configured to display a title of the digital content, and in response to selection of the address display, is further configured to transform the address display into a uniform resource locator address for the digital content. According to another embodiment of the invention, the header further comprises a unfocused search tool displayed by default, and a focused search tool view responsive to computer focus, wherein the unfocused search view is displayed in a reduced size relative to the focused search tool display, and wherein the focus search tool view comprises a text box for entry of search terms. According to another embodiment of the invention, the header display unfocused view comprises a title display, an indicator of content origin, and a navigation element. According to another embodiment of the invention, the header display unfocused view further comprises an add a channel tool displayed in response to the third user interface component including the first view displaying web content mode, and a determination that the digital content further comprises at least one of an rss source and a source for which a customized visualization is provided.

According to one embodiment of the present invention, the body display comprises at least one of a web page and a browser view of web based content, wherein the browser based view of web based content is configured using a standard web browser. According to another embodiment of the invention, the header display further comprises a navigation element, a title, and additional tools, wherein the title is derived from the mapped digital content, and wherein the title does not comprise a url for a source of the mapped digital content. According to another embodiment of the invention, the additional tools comprises a share tool and a content navigation tool mapped to a web source for digital content displayed in the body display, and in response to execution of the content navigation tool, the computer system generates an additional first visual representation configured to display a web content mode of the digital content. According to another embodiment of the invention, the body display further comprises a plurality of columns, wherein the plurality of columns comprises a headline column configured to display a series of rss items and a content column configured to display content from a selected rss item, wherein the display of the series of rss items is configured to list all rss items available from a mapped content feed comprising a web based source of rss content including a news feed. According to another embodiment of the invention, the content column further comprises a reading view, configured to display digital content associated with the rss item, a source navigation tool displayed in the content column, mapped to a web based source of the digital content displayed in the content column, and wherein the execution component is further configured to execute the mapping to cause the computer system to generate an additional first visual representation configured to display a web based source in a web content mode.

According to one embodiment of the present invention, the header display comprises a title, and an indicator of content origin. According to another embodiment of the invention, the digital content includes digital content from a remote media source comprising a remote rss source. According to another embodiment of the invention, the body display includes a rss item display associated with a plurality of rss items, wherein the plurality of rss items include an association between each rss item and an rss source, and the rss item display is configured to render individual rss items in sequence. According to another embodiment of the invention, in response to selection the body display is configured to display a content menu in a lower portion of the body display,

wherein the content menu is responsive to further selection. According to another embodiment of the invention, the content menu is configured for further selection in a first system configuration comprising a first system I/O profile, wherein the first system I/O profile includes an integrated scroll wheel and a button selector. According to another embodiment of the invention, the first system I/O profile consists of the integrated scroll wheel and the button selector. According to another embodiment of the invention, the third user interface component including the first view is responsive to manipulation of the integrated scroll wheel and in response to manipulation causes the system to display another first view.

According to one embodiment of the present invention, the header display further comprises a navigational element and a title, wherein the title is associated with computer operations mapped to the first visual representation and the body display further comprises a plurality of user selectable options, wherein the plurality of selectable operations are mapped to system configurations. According to another embodiment of the invention, at least one of the selectable operations includes a mapping configured to establish the system's communication settings. According to another embodiment of the invention, at least one of the selectable operations includes a mapping configured to establish the system's settings for additional devices.

According to one aspect of the present invention, a computer implemented method for facilitating streamlined presentation and adoption of computer provided functionality over a computer device with a plurality of user selectable I/O profiles is provided. The method comprising the acts of accepting electronic content over a communication network presenting electronic content to a user through a graphical user display permitting the user to interact with the electronic content using a first set of I/O devices, organizing the graphical user display into a map based user interface, enabling the map based user interface to permit interaction with electronic content through the first set of I/O devices, wherein the first set of I/O devices comprises at least a smallest set of common I/O devices between a plurality of user selectable I/O profiles available to the user on the computer device, selecting, by the user, at least one of the plurality of I/O profiles by physically manipulating the orientation of the computer device, displaying electronic content as a streamlined representation, wherein the streamlined representation further comprises a header, a body, and a mapping to on-line digital content, wherein the body is

includes a representation of the mapped on-line digital content. According to one embodiment of the present invention, the computer implemented method further comprises an act of organizing a plurality of streamlined representations into a home view. According to another embodiment of the invention, the computer implemented method further comprises an act of transforming electronic content into a state preserving representation of the electronic content, comprising the first visual representation.

According to one embodiment of the present invention, the computer implemented method further comprises an act of displaying the context sensitive representation to at least one user through a graphical user interface. According to another embodiment of the invention, the streamlined representation comprises a card associated with the mapped online digital content. According to another embodiment of the invention, the method further comprises an act of configuring the card to render selectable options customized to the first set of I/O devices. According to another embodiment of the invention, the computer implemented method further comprises an act of adapting the user interface layer to operate in response to accepted input commands from multiple I/O profiles. According to another embodiment of the invention, the computer implemented method further comprises acts of permitting a user to change the I/O profile of the system, configuring the user interface layer to recognize the change in I/O profile, and providing a user interface responsive to the change I/O profile.

According to one aspect of the present invention, a computer-readable medium having computer-readable signals stored thereon that define instructions that, as a result of being executed by a computer, instruct the computer to perform the method for facilitating streamlined presentation and adoption of computer provided functionality over a computer device with a plurality of user selectable I/O profiles as described above.

According to one aspect of the present invention, a customized user interface for a computer system with a plurality selectable I/O profiles configured to present computer operations to a user in a format configured to a selected I/O profile, the user interface comprising a map based graphical user interface displayed on the computer system, the map based user interface comprising a plurality of views of a plurality of visual representations of computer content, wherein the computer content includes at least one of selectable digital content, selectable computer operations and passive digital content, and the plurality of visual representations of computer content rendered on the computer

display, wherein the plurality of visual representations of computer content include an association to a first view of the plurality of views, the first view including the computer content, and wherein the each of the plurality of visual representations is responsive to focus and execution, wherein execution includes clicking on the visual representation, and an execution component comprising at least one computer hardware element configured to transition the computer system display between the plurality of views, wherein the execution component further comprises a view selector component configured to select one of the plurality of views for display on a computer system in response to a computer system configuration. According to one embodiment of the present invention, the execution component is further configured to transition between the plurality of views in response to execution of at least one of a computer system operation, a visual representation, a computer system configuration, and a change in computer system configuration. According to another embodiment of the invention, the user interface further comprises a plurality of modes of content for the computer content rendered on the computer display.

According to one aspect of the present invention, the plurality of views are configured to organize modes of content into different views. According to another embodiment of the invention, the plurality of modes of content comprise at least one of a web content mode, a channel content mode, a media content mode, an application content mode, a communication content mode, and a passive content mode. According to another embodiment of the invention, the plurality of modes of content include a web content mode, wherein the web content mode is configured to display web based content for proximal viewing by a user. According to another embodiment of the invention, the plurality of modes of content include a channel content mode, wherein the channel content mode is configured to display web based content for non-proximal viewing by a user. According to another embodiment of the invention, the plurality of modes of content include a media content mode, wherein the media content mode is configured to display media based content for non-proximal viewing by a user mode. According to another embodiment of the invention, the plurality of modes of content include a web content mode, wherein the web content mode is optimized to display web based content for proximal viewing by a user. According to another embodiment of the invention, the plurality of modes of content include a channel content mode, wherein the channel content

mode is optimized to display web based content for non-proximal viewing by a user. According to another embodiment of the invention, the plurality of modes of content include a media content mode, wherein the media content mode is optimized to display media based content for non-proximal viewing by a user mode.

According to one embodiment of the present invention, the media based content includes at least one of digital photos, digital audio files, and digital video files. According to another embodiment of the invention, the media based content is accessed through a remote service. According to another embodiment of the invention, the plurality of modes of content include a connect content mode, wherein the connect content mode is configured to display computer configuration operations for viewing by a user. According to another embodiment of the invention, the plurality of modes of content include an application content mode, wherein the application content mode is configured to display computer applications for use by a user. According to another embodiment of the invention, in the plurality of views includes a home view configured to organize a plurality of content modes. According to another embodiment of the invention, the plurality of views includes a channel view configured to organize a single content mode. According to another embodiment of the invention, the plurality of views includes a channel view configured to organize dual content modes. According to another embodiment of the invention, the plurality of modes of content include a passive content mode, wherein the passive content mode is configured to display web based content for non-proximal viewing without user interaction.

According to one embodiment of the present invention, the plurality of modes of content include a passive content mode, wherein the passive content mode is optimized to display web based content for non-proximal viewing without user interaction. According to another embodiment of the invention, the plurality of views includes a screen saver view configured to organize selected content modes for passive viewing. According to another embodiment of the invention, the plurality of views further comprise a first layer, wherein the first layer organizes computer operations, including navigation operations, into groups based on similar functional operation. According to another embodiment of the invention, the first layer maps to groupings of lower level functionality. According to another embodiment of the invention, the first layer include navigation operations maps to a seconding layer comprising computer operations for interacting with computer content.

According to another embodiment of the invention, levels of computer functions are segregated based on proximity of the operation to a source of digital content, higher levels including operations that navigate to lower level operations that permit interaction with computer content.

According to one embodiment of the present invention, the first layer comprises a home view and a channel view, and the first layer is further configured to organize and simplify access to lower level functions. According to another embodiment of the invention, the visual representations comprise a lower layer relative to the first layer and include lower level functions. According to another embodiment of the invention, the plurality of views includes a home view organizing a plurality of visual representations of digital content, wherein the home view is displayed responsive to a computer system configuration. According to another embodiment of the invention, the computer system configuration comprises a physical positioning of the computer system about a longitudinal axis of rotation. According to another embodiment of the invention, the computer system configuration further comprises a physical positioning of a computer system display relative to a base of the computer system. According to another embodiment of the invention, the home view comprises a header display and a body display. According to another embodiment of the invention, the header display comprises a lateral bar extending from the left of the computer display screen to the right of the computer display screen. According to another embodiment of the invention, the user interface further comprises a search tool displayed in the header display, wherein the search tool is configured to accept search terms entered by a user and in response to execution, causes the computer system to navigate to a view of a first visual representation of digital content, wherein the digital content includes a search engine, and the search engine presents results for the search terms.

According to one embodiment of the present invention, the user interface further comprises a storage component configured to retain a previous view state. According to another embodiment of the invention, the execution component is further configured to cause the computer system to transition to a previous view in response to execution of a navigation element by a user. According to another embodiment of the invention, the user interface further comprises a navigation element disposed in the header display. According to another embodiment of the invention, the body display is rendered below the

header display in the display screen of the computer system. According to another embodiment of the invention, the body comprises an organization of the plurality of visual representations of computer content rendered on the computer display. According to another embodiment of the invention, the user interface further comprises a display threshold for a screen rendered in the computer display. According to another embodiment of the invention, the home view is configured into pages based on the display of the computer system and the display threshold. According to another embodiment of the invention, the display threshold establishes a maximum number of visual representations display per page of the home view. According to another embodiment of the invention, the user interface further comprises an indication of visual representations displayed on adjacent pages of the home view, wherein the indication is display within the body of the home view.

According to one embodiment of the present invention, the user interface further comprises a nascent card displayed in the body of the home view, wherein the nascent card is configured to permit generation of additional visual representations of digital content. According to another embodiment of the invention, the execution component is further configured to execute a process for creating a visual representation in response to execution of the nascent card, wherein the process for creating a visual representation includes acts of transitioning to a quick access view, generating a mapping to online digital content, executing the mapping, and displaying a first view of the mapped digital content. According to another embodiment of the invention, the user interface further comprises a quick access view, wherein the quick access view is configured to permit user generation of a mapping between digital content and a visual representation. According to another embodiment of the invention, the quick access view permits a user to select from a display of frequently accessed web content to generate the mapping. According to another embodiment of the invention, the quick access view permits a user to select from a display of stored bookmarks to generate the mapping. According to another embodiment of the invention, the quick access view permits a user to enter a url to generate the mapping. According to another embodiment of the invention, the plurality of views includes a channel view, and the view selector component is further responsive to an integrated scroll wheel on the computer system. According to another embodiment of the invention, the

view selector component is further configured to transition the computer system to the channel view in response to manipulation of the integrated scroll wheel.

According to one embodiment of the present invention, the channel view further comprises a channel selector. According to another embodiment of the invention, the channel selector comprises a display of a sequence of visual representations presenting a channel content mode. According to another embodiment of the invention, the display of the sequence of visual representations is responsive to manipulation of the integrated scroll wheel, and manipulation of the integrated scroll wheel causes the computer system to render a next visual representation in the display of the sequence of visual representations. According to another embodiment of the invention, the visual representations are responsive to execution by a selector, including a button. According to another embodiment of the invention, the button is available in a plurality of computer system configurations. According to another embodiment of the invention, the execution component is further configured to cause the computer system to transition to the first view including the digital content in response to execution of the selector by a user. According to another embodiment of the invention, the user interface further comprises a storage component configured to retain a current computer system configuration state.

According to one embodiment of the present invention, the storage component is further configured to retain a current view state. According to another embodiment of the invention, the execution component is further configured to transition the computer system display between the plurality of views, responsive to at least one of the current computer system configuration state and the current view state. According to another embodiment of the invention, the execution component is configured to transition to a channel view in response to manipulation of an integrated scroll wheel, when the computer system is in a laptop and an easel configuration. According to another embodiment of the invention, the user interface further comprises a scroll wheel threshold configured to require additional manipulations of the integrated scroll in order to cause the transition to the channel view, when the current computer system configuration state indicates the computer system is in a laptop configuration. According to another embodiment of the invention, the execution component is further configured to transition from the first view and a home view to a channel view in response to a change in computer system configuration state from laptop to easel.

According to one aspect of the present invention, a method for presenting a customized user interface for a computer system with a plurality selectable I/O profiles to a user is provided. The method comprises displaying a a map based graphical user interface on the computer system, the act of displaying the map based user interface includes acts of displaying a plurality of views of a plurality of visual representations of computer content, wherein the computer content includes at least one of selectable digital content, selectable computer operations and passive digital content, and displaying the plurality of visual representations of computer content rendered on the computer display, wherein the plurality of visual representations of computer content include an association to a first view of the plurality of views, the first view including the computer content, and wherein the each of the plurality of visual representations is responsive to focus and execution, wherein execution includes clicking on the visual representation, and executing, by a computer processor, a transition in the computer system display between the plurality of views, wherein the act of executing includes an act of selecting one of the plurality of views for display on a computer system in response to a computer system configuration. According to one embodiment of the present invention, the act of executing occurs in response to an act of permitting execution of at least one of a computer system operation, a visual representation, a computer system configuration, and a change in computer system configuration. According to another embodiment of the invention, the method further comprises an act of displaying a plurality of modes of content for the computer content on the computer display, wherein the plurality of modes of content comprise at least one of a web content mode, a channel content mode, a media content mode, an application content mode, a communication content mode, and a passive content mode.

According to one embodiment of the present invention, the plurality of views are configured to organize modes of content into different views. According to another embodiment of the invention, the web content mode is configured to display web based content for proximal viewing by a user, wherein the channel content mode is configured to display web based content for non-proximal viewing by a user, wherein the media content mode is configured to display media based content for non-proximal viewing by a user mode, wherein the application content mode is configured to display computer applications for use by a user, wherein the communication content mode is configured to display computer configuration operations for viewing by a user, and wherein the passive

content mode is configured to display web based content for non-proximal viewing without user interaction. According to another embodiment of the invention, in the plurality of views includes a home view and a channel view, and the method further comprises acts of organizing a plurality of content modes into the home view; and organizing at least one of a single content mode and a two content modes into the channel view. According to another embodiment of the invention, the plurality of views includes a screen saver view, and the method further comprises an act of organizing selected content modes for passive viewing in the screen saver view.

According to one embodiment of the present invention, the plurality of views includes a home view, and the method further comprises organizing a plurality of visual representations of digital content into the home view, wherein the home view is displayed responsive to a computer system configuration, displaying the home view in response to a compute system configuration, wherein the act of displaying the home view includes an act of displaying a header display and a body display in the home view, wherein the header display comprises a lateral frame extending from the left of the computer display screen to the right of the computer display screen, and wherein the body display is rendered below the header display in the display screen of the computer system. According to another embodiment of the invention, the computer system configuration comprises a physical positioning of the computer system display relative to a base of the computer system about a longitudinal axis of rotation. According to another embodiment of the invention, the method further comprises displaying a search tool in the header display, accepting entry of search terms through an I/O device, navigating to a view of a first visual representation of computer content, wherein the computer content includes a search engine, and the search engine presents results for the search terms, in response to an act of executing the search tool. According to another embodiment of the invention, the method further comprises an act of storing in a computer memory a previous view state. According to another embodiment of the invention, the method further comprises acts of displaying a navigation element in the header display, permitting execution of the navigation element by a user, and transitioning the computer system display to a previous view, in response to the act of permitting.

According to one embodiment of the present invention, the home view further comprises at least one display page and the method further comprising acts of displaying

the plurality of visual representations of computer content rendered on the computer display in the body display, and displaying a maximal number of visual representations in a display page of the home view. According to another embodiment of the invention, the method further comprises displaying an indication of visual representations displayed on adjacent display pages in the home view, wherein the indication is displayed within the body of the home view. According to another embodiment of the invention, the method further comprises acts of displaying a nascent card in the body of the home view, permitting execution functionality associated with the nascent card, and generating an additional visual representations of digital content in response to execution of the functionality associated with the nascent card. According to another embodiment of the invention, the method further comprising act of executing a process for creating a visual representation in response to execution of the functionality associated with nascent card, wherein the process for creating a visual representation includes acts of transitioning to a quick access view, generating a mapping to online digital content, executing the mapping, and displaying a first view of the mapped digital content.

According to one embodiment of the present invention, the method further comprises acts of displaying a quick access view, permitting a user to select a source of digital content in the quick access view, and generating a mapping between the source of digital content and a visual representation in response to an act of selecting a source of digital content. According to another embodiment of the invention, the plurality of views includes a channel view, and the act of executing a transition occurs in response an act of activating an integrated scroll wheel on the computer system. According to another embodiment of the invention, the method further comprises an act of displaying a channel selector including an act of displaying a sequence of visual representations. According to another embodiment of the invention, the act of displaying the sequence of visual representations is responsive to manipulation of the integrated scroll wheel, and the method further comprises and act of displaying a next visual representation from the sequence of visual representations, in response to manipulation of the integrated scroll wheel. According to another embodiment of the invention, the method further comprises an act of storing in a computer memory a current computer system configuration state and a current view state. According to another embodiment of the invention, the act of executing, by a computer processor, a transition in the computer system display the

execution component, includes an act of transitioning the computer system display between the plurality of views, responsive to at least one of the current computer system configuration state and the current view state.

According to one embodiment of the present invention, the transition occurs to a channel view in response to manipulation of an integrated scroll wheel, when the computer system is in a laptop and an easel configuration. According to another embodiment of the invention, the transition occurs from at least one of the first view and a home view to a channel view in response to a change in computer system configuration state from laptop to easel.

According to one aspect of the present invention, a computer-readable medium having computer-readable signals stored thereon that define instructions that, as a result of being executed by a computer, instruct the computer to perform the method for presenting a customized user interface for a computer system with a plurality selectable I/O profiles to a user as described above.

According to one aspect of the present invention, a system for presenting a customized user interface for a system with a plurality selectable I/O profiles is provided. The system comprises a first user interface component configured to display a plurality of views of a plurality of visual representations of computer content, wherein the computer content includes at least one of selectable digital content, selectable computer operations and passive digital content, a second user interface component configured to display the plurality of visual representations of computer content on the computer display, wherein the plurality of visual representations of computer content include an association to a first view of the plurality of views, the first view including the computer content, and wherein the each of the plurality of visual representations is responsive to focus and execution, wherein execution includes clicking on the visual representation, and an execution component configured to execute a transition in the computer system display between the plurality of views, wherein the execution component further comprises a view selector component act configured to select one of the plurality of views for display on a computer system in response to a computer system configuration. According to one embodiment of the present invention, the execution component is further configured to transition between the plurality of views in response to execution of at least one of a computer system operation, a visual representation, a computer system configuration, and a change in

computer system configuration. According to another embodiment of the invention, the second user interface component is further configured to display a plurality of modes of content for the computer content rendered on the computer display, wherein the plurality of modes of content comprise at least one of a web content mode, a channel content mode, a media content mode, an application content mode, a communication content mode, and a passive content mode. According to another embodiment of the invention, the plurality of views are configured to organize modes of content into different views. According to another embodiment of the invention, the web content mode is configured to display web based content for proximal viewing by a user, wherein the channel content mode is configured to display web based content for non-proximal viewing by a user, wherein the media content mode is configured to display media based content for non-proximal viewing by a user mode, wherein the application content mode is configured to display computer applications for use by a user, wherein the communication content mode is configured to display computer configuration operations for viewing by a user, and wherein the passive content mode is configured to display web based content for non-proximal viewing without user interaction.

According to one embodiment of the present invention, the first user interface component is further configured to display a home view configured to organize a plurality of content modes, and a channel view configured to organize at least one of a single content mode and two content modes. According to another embodiment of the invention, the plurality of views includes a screen saver view configured to organize selected content modes for passive viewing. According to another embodiment of the invention, the first user interface component is further configured to display a home view organizing a plurality of visual representations of digital content, wherein the home view comprises a header display and a body display, and wherein the header display comprises a lateral frame extending from the left of the computer display screen to the right of the computer display screen, wherein the body display is rendered below the header display in the display screen of the computer system. According to another embodiment of the invention, the system is configured to permit selection of a computer system configuration, and the computer system configuration comprises a physical positioning of the computer system display relative to a base of the computer system about a longitudinal axis of rotation. According to another embodiment of the invention, the first user interface

component is further configured to display a search tool in the header display, wherein the search tool is configured to accept search terms entered by a user, and wherein the execution component is further configured to causes the computer system to navigate to a view of a first visual representation of digital content, wherein the digital content includes a search engine, and the search engine presents results for the search terms in response to execution of the search tool.

According to one embodiment of the present invention, the system further comprises a storage component configured to retain a previous view state. According to another embodiment of the invention, the execution component is further configured to cause the computer system to transition to a previous view in response to execution of a navigation element by a user. According to another embodiment of the invention, the first user interface component further comprises a display of the navigation element in the header display. According to another embodiment of the invention, the body display comprises an organization of the plurality of visual representations of computer content rendered on the computer display, and the home view further comprises display pages in response to a display threshold establishing a maximal number of visual representations displayed per display page. According to another embodiment of the invention, the home view further comprises an indication of visual representations displayed on adjacent display pages of the home view, wherein the indication is displayed within the body of the home view. According to another embodiment of the invention, the second user interface component further comprises a nascent card displayed in the body of the home view, wherein the nascent card is configured to permit generation of additional visual representations of digital content. According to another embodiment of the invention, the execution component is further configured to execute a process for creating a visual representation in response to execution of the nascent card, wherein the process for creating a visual representation includes acts of transitioning to a quick access view, generating a mapping to online digital content, executing the mapping, and displaying a first view of the mapped digital content.

According to one embodiment of the present invention, the first user interface component further comprises a quick access view, wherein the quick access view is configured to permit user generation of a mapping between digital content and a visual representation. According to another embodiment of the invention, the plurality of views

includes a channel view, and the view selector component is further responsive to an integrated scroll wheel on the computer system. According to another embodiment of the invention, the view selector component is further configured to transition the computer system to the channel view in response to manipulation of the integrated scroll wheel. According to another embodiment of the invention, the channel view further comprises a channel selector comprising a display of a sequence of visual representations presenting a channel content mode. According to another embodiment of the invention, the display of the sequence of visual representations is responsive to manipulation of the integrated scroll wheel, and manipulation of the integrated scroll wheel causes the computer system to render a next visual representation in the display of the sequence of visual representations. According to another embodiment of the invention, the system further comprises a storage component configured to retain a current computer system configuration state and a current view state. According to another embodiment of the invention, the execution component is further configured to transition the computer system display between the plurality of views, responsive to at least one of the current computer system configuration state and the current view state. According to another embodiment of the invention, the execution component is configured to transition to a channel view in response to manipulation of an integrated scroll wheel, when the computer system is in a laptop and an easel configuration. According to another embodiment of the invention, the execution component is further configured to transition from the first view and a home view to a channel view in response to a change in computer system configuration state from laptop to easel.

According to one aspect of the present invention, a computer implemented method for interpreting on-line executable operations into streamlined operations is provided. The method comprises the acts of receiving electronic content through a communication interface, presenting electronic content to a user through a graphical user interface, permitting selection of at least one executable operation provided within the electronic content through the graphical user interface, identifying at least one executable operation that performs a local access operation, transforming the at least one executable operation into a remote access operation, in response to identification of the at least one executable operation. According to one embodiment of the present invention, the local access operation is configured to request local storage of electronic content. According to

another embodiment of the invention, the local access operation is further configured to request storage to a local mass media storage device. According to another embodiment of the invention, the local access operation includes executable instructions that cause a computer system to download electronic content to local memory.

According to one embodiment of the present invention, the executable instructions cause a computer system to download electronic content to a mass media storage device. According to another embodiment of the invention, transforming the at least one executable operation into a remote access operation includes redirecting the executable operation into a request for access to remote storage. According to another embodiment of the invention, the method further comprises an act of identifying a remote service. According to another embodiment of the invention, the method further comprises an act of providing at least one of a device profile and a user profile. According to another embodiment of the invention, the method further comprises an act of configuring access to a remote service.

According to one embodiment of the present invention, the act of configuring access to a remote service includes an act of establishing an account name and password for the remote service. According to another embodiment of the invention, the method further comprises an act of storing the account name and password for the remote service as part of at least one of a device profile and a user profile. According to another embodiment of the invention, the remote service includes at least one of a computer based content storage service, a photo management service, a document management service, an audio file management service, a video management service, a web development service, an email service, a code storage service, social networking service, and an online service which includes remote storage capabilities. According to another embodiment of the invention, the method further comprises an act of identifying a type of electronic content that is the object of the local access operation. According to another embodiment of the invention, the method further comprises an act of selecting a remote service based at least in part on the identification of the electronic content.

According to one embodiment of the present invention, the method further comprises an act of providing a remote service profile. According to another embodiment of the invention, the method further comprises an act of identifying a file type associated with the remote service. According to another embodiment of the invention, an act of

providing a default remote service profile. According to another embodiment of the invention, the default remote service profile is associated with all file content types, and is further associated with a data storage capability. According to another embodiment of the invention, the method further comprises an act of associating a computer based operation with a remote service.

According to one embodiment of the present invention, the computer based operation includes at least one of file storage, photo management, photo distribution, document management, document distribution, social networking communication, social networking management, social networking display, audio file management, audio distribution, audio file display, audio file playback, video management, video display, video playback, video distribution, web development, web page display, web page communication, email management, email distribution, email reading, email communication, code management, code storage, code maintenance, and an online operation which includes remote storage. According to another embodiment of the invention, the method further comprises an act of associating a remote service profile with at least one of a device profile and a user profile. According to another embodiment of the invention, transforming the at least one executable operation into a remote access operation, in response to identification of the at least one executable operation includes the acts of accessing at least one of the device profile and the user profile, and identifying at least one remote service based on at least one of the requested at least one executable operation and a file type referenced by the executable operation.

According to one embodiment of the present invention, the method further comprises acts of selecting at least one remote service, redirecting the at least one executable operation to the remote service. According to another embodiment of the invention, the act of selecting at least one remote service includes acts of displaying the at least one remote service to the user, and permitting selection of the at least one remote service by the user. According to another embodiment of the invention, the method further comprises an act of accessing a size threshold for the at least one executable operation that performs a local access operation. According to another embodiment of the invention, accessing the size threshold for the at least one executable operation that performs a local access operation includes an act of accessing at least one of a user profile, a device profile, a remote service profile, and a default profile. According to another

embodiment of the invention, the at least one of a user profile, a device profile, a remote service profile, and a default profile specifies a file size limitation. According to another embodiment of the invention, the method further comprises an act of determining compliance with the size threshold.

According to one embodiment of the present invention, the act of transforming the at least one executable operation into a remote access operation includes creating a navigational link to content associated with the at least one executable operation, and transmitting the navigational link through an electronic message instead of performing the at least one executable operation, in response to a determination that the size threshold has been exceeded. According to another embodiment of the invention, the at least one executable operation includes at least one of a download operation and a print operation. According to another embodiment of the invention, the method further comprises an act of displaying an interface to a user in response to selection of at least one executable operation. According to another embodiment of the invention, selection of the at least one executable operation includes resolving computer focus on the at least one executable operation and hovering over a visual indicator of the at least one executable operation.

According to one embodiment of the present invention, the method further comprises an act of permitting the user to select a remote service to receive content associated with the at least one executable operation. According to another embodiment of the invention, the method further comprises an act of accessing at least one of a device profile, a user profile, a remote service profile, and a default profile to populate the interface with a plurality of remote services available to the user. According to another embodiment of the invention, the method further comprises an act of ordering the plurality of remote services based on at least one of a file type and computer operation associated with the remote service.

According to one aspect of the present invention, a computer-readable medium having computer-readable signals stored thereon that define instructions that, as a result of being executed by a computer, instruct the computer to perform the computer implemented method for interpreting on-line executable operations into streamlined operations as described above. According to one aspect of the present invention, a streamlined computer device is provided. The device comprises a communication component configured to receive electronic content, a display component configured to

render electronic content to a user, an I/O component configured to permit selection, by the user, of at least one executable operation provided within the electronic content through the graphical user interface, wherein the at least one the executable operation includes at least one of a download operation, a save operation, and a print operation, a transformation component, including at least one software module and at least one hardware element, configured to identify at least one executable operation that performs a local access operation, wherein the transformation component is further adapted to redirect the at least one executable operation into to a remote service, in response to identification of the at least one executable operation. According to one embodiment of the present invention, the local access operation is configured to request local storage of electronic content. According to another embodiment of the invention, the local access operation is further configured to request storage to a local mass media storage device. According to another embodiment of the invention, the local access operation includes executable instructions that cause a computer system to download electronic content to local memory including a mass storage device.

According to one embodiment of the present invention, transformation component is further configured to transform the at least one executable operation into a remote access operation, and redirect the executable operation into a request for access to remote storage. According to another embodiment of the invention, the streamlined computer device further comprises an identification component configured to identify a remote service stored in at least one of a device profile and a user profile. According to another embodiment of the invention, the streamlined computer device further comprises a configuration component configured to store an account name and password for the remote service as part of at least one of a device profile and a user profile. According to another embodiment of the invention, the remote service includes at least one of a computer based content storage service, a photo management service, a document management service, an audio file management service, a video management service, a web development service, an email service, a code storage service, social networking service, and an online service which includes remote storage capabilities.

According to one embodiment of the present invention, the streamlined computer device further comprises an interpreter component configured to identify type of electronic content that is the object of the local access operation; and select a remote service based at

least in part on the identification of the electronic content. According to another embodiment of the invention, transformation component is further configured to access a remote service profile including a file type associated with the remote service. According to another embodiment of the invention, the default remote service profile is associated with all file content types, and is further associated with a data storage capability. According to another embodiment of the invention, the transformation component is further configured to associate a computer based operation with a remote service, wherein the computer based operation includes at least one operation of file storage, photo management, photo distribution, document management, document distribution, social networking communication, social networking management, social networking display, audio file management, audio distribution, audio file display, audio file playback, video management, video display, video playback, video distribution, web development, web page display, web page communication, email management, email distribution, email reading, email communication, code management, code storage, code maintenance, and an online operation which includes remote storage.

According to one embodiment of the invention, the transformation component is further configured to access at least one of a device profile, a remote profile, and a user profile; and identify at least one remote service based on at least one of the requested at least one executable operation and a file type referenced by the executable operation. According to another embodiment of the invention, the transformation component is configured to select at least one remote service, and redirect the at least one executable operation to the remote service. According to another embodiment of the invention, the streamlined computer device further comprises a display component configured to display the at least one remote service to the user in an interface and permit selection of the at least one remote service by the user through the interface.

According to one aspect of the present invention, a method for streamlining user interaction with electronic content is provided. The method comprises the acts of identifying multiple user accounts associated with an online service, displaying the multiple user accounts to a user in a selectable interface rendered in a computer display, providing for a default selection of a user account, submitting the selected account information to the online service automatically, in response to selection of a user account. According to one embodiment of the present invention, the method further comprises an

act of resolving computer focus on the selectable interface. According to another embodiment of the invention, the method further comprises an act of removing the selectable interface from the display in response to loss of computer focus. According to another embodiment of the invention, the method further comprises an act of selecting the default user account in response to the closing the selectable interface occurring with out an account selection. According to another embodiment of the invention, the default user account does not contain any user account information. According to another embodiment of the invention, the method further comprises an online service profile associated with an online service provider.

According to one embodiment of the present invention, the method further comprises an act of storing account information as part of the online service profile. According to another embodiment of the invention, the act of identifying multiple user accounts associated with an online service includes an act of accessing an online service profile. According to another embodiment of the invention, the method further comprises an act of permitting selection of at least one of the multiple user accounts responsive to manipulation of a scroll wheel and button.

According to one aspect of the present invention, a computer-readable medium having computer-readable signals stored thereon that define instructions that, as a result of being executed by a computer, instruct the computer to perform the method for streamlining user interaction with electronic content as described above.

According to one aspect of the present invention, a computer system for streamlining user interaction with electronic content is provided. The system comprises a remote communication interface configured to access online content, a storage component configured to store access information for online content sources, a selection component configured to display to a user selection options for the online content source based on stored access information, and a submission component for submitting stored access information to the online content source. According to another embodiment of the invention, the storage component is configured to store a plurality content sources and a plurality of access information associated with each content source.

According to one aspect of the present invention, a method for pre-configuring a streamlined device is provided. The method comprises permitting submission of an order for a streamlined device, requesting a data mining operation be perform on a computer

system of the recipient of the streamlined device, executing, automatically, a data mining operation on the recipient's computer system, in response to permission, configuring the streamlined device, according to information obtained from the data mining operation. According to one embodiment of the present invention, the method further comprises an act of identifying a home computer for an intended recipient of the streamlined device. According to another embodiment of the invention, the method further comprises an act of communication, over a computer based communication network, an executable file configured to perform the data mining operation. According to another embodiment of the invention, the executable file is communicated to a home computer of an intended recipient of the streamlined device. According to another embodiment of the invention, the act of requesting a data mining operation be performed on a computer system of the purchaser, includes an act of obtaining at least one of browsing history on a home computer, web page bookmark information, system configuration, system communication, accessed online service providers, and account information for service providers.

According to one embodiment of the present invention, the act of configuring the streamlined device, according to information obtained from the data mining operation, includes an act of generating a visual representation of electronic content with mappings to at least one of the web locations indicated by mined information. According to another embodiment of the invention, the act of configuring the streamlined device, according to information obtained from the data mining operation, includes an act of generating at least one visual representation of electronic content with mappings to web content selected based on demographic information indicated by the mined data. According to another embodiment of the invention, the act of configuring the streamlined device, according to information obtained from the data mining operation, includes an act of generating at least one of a web card, channel card, and system card associated with at least one of a web bookmark location, a frequently accessed web site, and a recently accessed web site. According to another embodiment of the invention, the act of configuring the streamlined device, according to information obtained from the data mining operation, includes an act of configuring the streamlined device with network settings obtained from the recipient's computer system. According to another embodiment of the invention, the network settings include information associated with a wireless network configured on the recipient's computer system.

According to one embodiment of the present invention, the method further comprises an act of evaluating data received in response to the data mining operation. According to another embodiment of the invention, evaluating includes analysis of referenced web content, and a determining of a visual representation appropriate to map to the referenced web content. According to another embodiment of the invention, the visual representation comprises at least one of a web card and channel card. According to another embodiment of the invention, the evaluating includes an act of identifying web services accessed from the recipient's computer, and configuration includes generation of visual representations that map to the identified web service, and storing the visual representations on the streamlined device. According to another embodiment of the invention, configuration further includes an act of storing information associated with access to the identified web service.

According to one aspect of the present invention, a computer-readable medium having computer-readable signals stored thereon that define instructions that, as a result of being executed by a computer, instruct the computer to perform the method for configuring a streamlined device for out of the box operation as described above.

According to one aspect of the present invention, a system for pre-configuring a streamlined device is provided. The method comprises an order component configured to accept submission of an order for a streamlined device, a communication component configured to transmit an executable file to a computer system of a recipient of the streamlined device, wherein the executable file is configured to accumulate configuration data, wherein the communication component is further configured to accept the accumulated configuration data, and a configuration component configured to customize the streamlined device according to accumulated configuration data, wherein the configuration component is further configured to generate a visual representation of digital content mapped to an online source identified in the accumulated configuration data. According to one embodiment of the present invention, the accumulated configuration data includes at least one of browsing history, web page bookmark information, system configuration, system communication, accessed online service providers, and account information for service providers. According to another embodiment of the invention, the configuration component is further configured to generating a visual representation of electronic content with mappings to at least one of a web location identified in the

accumulated configuration data. According to another embodiment of the invention, the visual representation comprises at least one of a web card and channel card.

According to one embodiment of the present invention, the configuration component is further configured to customize the streamlined device with network settings obtained from the recipient's computer system, wherein the network settings include information associated with a configured wireless network.

According to one embodiment, a portable computer is configurable between various modes, including a closed mode, a laptop mode, an easel mode, a flat mode and a frame mode. The portable computer may comprise a display component including a display screen, a base, and a hinge assembly at least partially housed within the base and configured to pivotably couple the display component to the base. The display component may be rotatable about a longitudinal axis running along an interface between the display component and the base. In the closed mode, the display screen may be disposed substantially against the base, and rotating the display component about the longitudinal axis up to approximately 180 degrees from the closed mode may configure the portable computer into the laptop mode. Rotating the display component about the longitudinal axis beyond approximately 180 degrees axis from the closed mode may configure the portable computer into the easel mode.

In one example of the portable computer, the display component is rotatable about the longitudinal axis up to approximately 320 degrees from the closed mode. In another example, the portable computer comprises a display orientation module that displays content on the display screen in one of a plurality of orientations relative to the longitudinal axis. The orientation of the displayed content may be dependent on the current display mode of the portable computer, or may be configurable responsive to a user input. The portable computer may further comprise a mode sensor which detects a current display mode of the portable computer, and the display orientation module may display content on the display screen in an orientation dependent on the current display mode detected by the mode sensor. Depending on the hinge assembly used, the longitudinal axis may comprises multiple parallel axes, and the hinge assembly may be configured to permit rotation of the display component about any of the multiple parallel axes to configure the portable computer between the plurality of display modes.

Still other aspects, embodiments, and advantages of these exemplary aspects and embodiments, are discussed in detail below. Moreover, it is to be understood that both the foregoing information and the following detailed description are merely illustrative examples of various aspects and embodiments, and are intended to provide an overview or framework for understanding the nature and character of the claimed aspects and embodiments. Any embodiment disclosed herein may be combined with any other embodiment in any manner consistent with the objects, aims, and needs disclosed herein, and references to "an embodiment," "some embodiments," "an alternate embodiment," "various embodiments," "one embodiment" or the like are not necessarily mutually exclusive and are intended to indicate that a particular feature, structure, or characteristic described in connection with the embodiment may be included in at least one embodiment. The appearances of such terms herein are not necessarily all referring to the same embodiment.

BRIEF DESCRIPTION OF THE DRAWINGS

Various aspects of at least one embodiment are discussed below with reference to the accompanying figures, which are not intended to be drawn to scale. The figures are included to provide illustration and a further understanding of the various aspects and embodiments, and are incorporated in and constitute a part of this specification, but are not intended as a definition of the limits of the invention. Where technical features in the figures, detailed description or any claim are followed by references signs, the reference signs have been included for the sole purpose of increasing the intelligibility of the figures, detailed description, and/or claims. Accordingly, neither the reference signs nor their absence are intended to have any limiting effect on the scope of any claim elements. In the figures, each identical or nearly identical component that is illustrated in various figures is represented by a like numeral. For purposes of clarity, not every component may be labeled in every figure. In the figures:

FIG. 1 is an illustration of one example of a portable computer, according to aspects of the invention, in a "laptop" configuration;

FIG. 2 is a screen shot illustrating one example of a graphical user interface showing a home view, according to aspects of the invention;

FIG. 3A-C are screen shots illustrating examples of a graphical user interface showing web page views, according to aspects of the invention;

FIG. 4 is a perspective view of the portable computer of FIG. 1 in the easel mode;

FIG. 5 is a screen shot illustrating one example of a graphical user interface showing a quick access view, according to aspects of the invention;

FIG. 6 is a screen shot illustrating one example of a graphical user interface showing a bookmark view, according to aspects of the invention;

FIG. 7A-B are screen shots illustrating examples of a graphical user interface showing a web page view, according to aspects of the invention;

FIG. 8 is a screen shot illustrating one example of a graphical user interface showing a home view, according to aspects of the invention;

FIG. 9 is an illustration of an example conceptual model of a graphical user interface, according to aspects of the invention;

FIG. 10 illustrates an example process for generating a visual representation of computer content, according to aspects of the invention;

FIG. 11 is a block diagram of one example of a portable computer user interface architecture, according to aspects of the invention;

FIG. 12 is a screen shot illustrating one example of a graphical user interface, according to aspects of the invention;

FIG. 13 is a screen shot illustrating another example of a graphical user interface according to aspects of the invention;

FIG. 14 illustrates an example of a behavior model for display of cards responsive to computer focus, according to aspects of the invention;

FIG. 15A is a screen shot of an example web card in a non-hover state, according to aspects of the invention;

FIG. 15B is a screen shot of an example web card in a hover state, according to aspects of the invention;

FIG. 16 is a screen shot of examples of option views of cards, according to aspects of the invention;

FIG. 17 is an illustration of an example of the portable computer in the laptop mode, according to aspects of the invention;

FIG. 18A-E illustrate examples of a header display responsive to focus and user activity, according to aspects of the invention;

FIG. 19 is a screen shot of a web page view including a toolbar, according to aspects of the invention;

FIG. 20A-B are screen shots illustrating examples of a graphical user interface showing a channel page view, according to aspects of the invention;

FIG. 21 is a screen shot illustrating examples of a graphical user interface showing a channel full view, according to aspects of the invention;

FIG. 22 is a screen shot illustrating one example of a graphical user interface showing a bookmark view, according to aspects of the invention;

FIG. 23 is a screen shot illustrating one example of a graphical user interface showing a channel view, according to aspects of the invention;

FIG. 24 is a screen shot illustrating one example of a graphical user interface showing a channel page view, according to aspects of the invention;

FIG. 25A-B are illustrations of example logical diagrams of the behavior for the channel view, according to aspects of the invention;

FIG. 26 is an illustration of the portable computer configured into a “frame” mode, according to aspects of the invention;

FIG. 27 is an illustration of the portable computer configured into a “flat” mode, according to aspects of the invention;

FIG. 28 is an illustration of an example logical diagram of the behavior for the channel view, according to aspects of the invention;

FIG. 29A-B are screen shots illustrating example graphical user interfaces showing a web page view with a share interface, according to aspects of the invention;

FIG. 30 is a screen shot illustrating an example graphical user interface showing a shared card, according to aspects of the invention;

FIG. 31 is a screen shot illustrating an example graphical user interface showing a shared card notification, according to aspects of the invention;

FIG. 32 is a screen shot illustrating an example graphical user interface showing a notification messages, according to aspects of the invention;

FIG. 33 is a screen shot illustrating an example graphical user interface showing a notification, according to aspects of the invention;

FIG. 34 is a screen shot illustrating an example graphical user interface showing a notification, according to aspects of the invention;

FIG. 35 is a screen shot illustrating an example graphical user interface showing a web page view with a download interface, according to aspects of the invention;

FIG. 36 is a flow diagram of one example process for interpreting executable operations into streamlined operations according to aspects of the invention;

FIG. 37 is a flow diagram of one example process for permitting selection of executable operations in content according to aspects of the invention;

FIG. 38 is a flow diagram of one example process for transforming executable operations into remote storage operations according to aspects of the invention;

FIG. 39 is a flow diagram of one example process for obtaining service access information, according to aspects of the invention;

FIG. 40 is a flow diagram of one example process for pre-configuring a streamlined device, according to aspects of the invention;

FIG. 41A is a screen shot illustrating an example graphical user interface showing a web page view with a print interface, according to aspects of the invention;

FIG. 41B are screen shots illustrating examples of print and download interfaces, according to aspects of the invention;

FIG. 42 is a flow diagram of one example process for streamlining user interactions with digital content, according to aspects of the invention;

FIG. 43 is a flow diagram of one example process for streamlining user interactions with computer content, according to aspects of the invention;

FIG. 44 is a flow diagram of one example process for permitting a user to interact with computer content, according to aspects of the invention;

FIG. 45 is a flow diagram of one example process for providing consistent accessibility to computer content, according to aspects of the invention;

FIG. 46 is a flow diagram of one example process for providing consistent navigation operations to a user, according to aspects of the invention;

FIG. 47A-B are flow diagrams of example processes for generating a user interface element, according to aspects of the invention;

FIG. 48 is a flow diagram of one example process for permitting a user to select a viewing mode for a streamlined device, according to aspects of the invention;

FIG. 49A is a flow diagram of one example process for transitioning between a lean forward view to a lean backward view, according to aspects of the invention;

FIG. 49B is a flow diagram of one example process for transitioning between user views, according to aspects of the invention;

FIG. 50 is a flow diagram of one example process for organizing a plurality of views and GUI elements into a consistent presentation, according to aspects of the invention;

FIG. 51 is a block diagram of a computer system for streamlining user interactions with computer content according to aspects of the invention; and

FIGS. 52A-C are diagrams illustrating different positions of the portable computer of FIG. 4 in easel mode;

FIG. 53A is an illustration of a portion of the portable computer of FIG. 1 in the laptop mode, illustrating a hinge assembly according to aspects of the invention; and

FIG. 53B is an in illustration of a portion of the portable computer of FIG. 1 in the easel mode, illustrating the hinge assembly according to aspects of the invention.

DETAILED DESCRIPTION

It is realized that the conventional wisdom with respect to such "feature packing" as discussed above suffers from significant flaws. Typical computer users simply can't take advantage of all the functionality offered, either the services and features offered by their own computer, or the services and features offered by online providers. The complexity of the interface (both hardware and software) hampers adoption, as does the volume of features offered. For example, third party service provides often find difficulty in subscribing new users, educating existing users, and providing integration of feature sets for the features they provide as well as those offered by other service providers.

Synergy between services providers can be found and exploited by even the most novice user through streamlined computer systems and user interface presentation. According to one aspect, the interplay between various third party services and computer features can be readily appreciated by even the most novice user because the various functionality and features sets are easily accessible through the streamlined access controls and consistent user interfaces. As discussed further below, in one example, the graphical user interface improves transitions from one service to another, through a consistent view

of available content. A user is able to navigate easily and quickly from one content provider to another user the organized view. The elements that comprise the view further facilitate navigation and transition by, for example, retaining state information an in another example by remaining persistent to the view.

According to another aspect, streamlining the computer system/device the user interacts with includes establishing a first set of I/O devices that a user needs to operate and providing that first set of I/O devices as a physical configuration of the device. Additionally, providing the user the ability to change from the first set of I/O devices, a first I/O profile, to another at will improves the user experience and permits the user to dynamically select a preferred I/O profile best suited to the user's present need. According to one embodiment, user selection includes transitioning from a lean back mode to a lean forward mode and vice versa. In one embodiment, the user's computer device is configured to have multiple I/O profiles that can be selected by physically manipulating the orientation of the computer device itself.

According to another aspect, streamlining user interactions with the computer system/device includes representing computer based content in visual representations that render computer operations/behavior in a consistent manner. The visual representations are adapted to permit easy user interaction even upon selection of a first I/O profile or the change in selection of an I/O profile. According to one embodiment, the visual representations are rendered as cards, as discussed in more detail below. Different types of cards may be employed to render different types of available content. For example, web based content, may be rendered as a web card (e.g. Fig. 2, 206) that associated with a mapping to web content. Some web cards map directly to web pages and in response to selection of the web card the computer device executes the mapping and displays a web view of the content. Other cards may be used to provide interactive displays selectable by a user. In another example, system operations are displayed as system cards (e.g. Fig. 2, 212), which are associated with mappings to system operations, for example communications configurations, and may comprise a settings card, among other system options. Another type of card includes a channel card (e.g. Fig. configured to stream web based content in a manner that allows for summarization of content, while still providing the ability to fully appreciate the summarized content.

Those skilled in the art will appreciate that previous attempts have been made to present summary views of available content. However, known summarized content typically suffers from significant flaws. For example summarization of web based content simply reduces the display size of the information in the content. With respect to news headlines, for example, this often prevents a user from being able to appreciated the summarize content. Quite simply truncating a headline prevents the user from understanding the context of the portion of the headline s/he is able to read. In other examples, headlines are display to such a reduce size that an average computer user simply cannot read or appreciate them. Using channel cards according to aspects and embodiments, summarized content may be presented in a manner that permits appreciation and interaction with the summarized content itself. In another example, channel card are configured to present a streamlined view that cannot only be appreciated and interacted, but may be transitioned from one mode of viewing to another without loss of the ability to appreciate and interact with the streamlined view.

According to one aspect, streamlining of the user device and streamlining of the user interface provided in such devices leads to simplified interaction between a user and features. The streamlining may impact not only features of the system, but features provided by services accessed by the system. Streamlined activity leads directly to better adoption, understanding and integration of both new and old features available to users. The consistency of user experience even with third party service providers, for example, fosters familiarity not only with a particular user and his/her interactions with a particular device, but also with other users of the same/similar device. A common experience may be created for multiple users, fostering a community experience. According to one example, providing a common experience includes establishing a global profile for a user of a streamlined device. The global profile, in some examples, is retained in remote storage, and accessed upon start up of any streamlined device. The global profile permits the user's experience to be consistent even across multiple streamlined devices. In one example, configurations and customizations are retained in remote storage; changes on one device may be written to remote storage, propagating changes across multiple streamlined devices that access the remote storage. Thus a common experience is also provided across multiple devices.

According to another aspect, the common experience may also include a community aspect. The community aspect includes sharing of content between users, sharing of content and configurations, sharing of content, configurations, and customizations, among many options. In particular, sharing may involve the transmission of user interface elements to other users. In one example, a user may share a card and any of its configurations with another user. Access to the shared user interface elements, in some embodiments, facilitates communal computer usage. In one example, a first user may be watching media on their streamlined device, another user known to the first user, may receive a user interface element that retains information related to the accessed content and information related to the present context. That is for the first user watching a movie, the first user may share the user interface element through which s/he is accessing the move, and permit the another user not only to watch the movie, but to take up the movie at the same point in time, so in essence, they get to enjoy the movie together. Content and context retention by user interface elements that can be shared provides unique advantages to the users of the streamlined devices.

According to another aspect, various operations provides on conventional systems are adapted for streamlined processing. In on example, operations that require large amounts of computer storage are transformed in remote storage requests. In one embodiment, a streamlined device is configured to identify local storage request and transform them into a storage request to an on-line service provider identified in a user and/or device profile. In another embodiment, the system prompts a user to identify a service provider in response to a local request. Various operations may be transformed, including download and print operations, among others.

It is to be appreciated that embodiments of the methods and apparatus discussed herein are not limited in application to the details of construction and the arrangement of components set forth in the following description or illustrated in the accompanying figures. The methods and apparatus are capable of implementation in other embodiments and of being practiced or of being carried out in various ways. Examples of specific implementations are provided herein for illustrative purposes only and are not intended to be limiting. In particular, acts, elements and features discussed in connection with any one or more embodiments are not intended to be excluded from a similar role in any other embodiments.

Also, the phraseology and terminology used herein is for the purpose of description and should not be regarded as limiting. Any references to embodiments or elements or acts of the systems and methods herein referred to in the singular may also embrace embodiments including a plurality of these elements, and any references in plural to any embodiment or element or act herein may also embrace embodiments including only a single element. References in the singular or plural form are not intended to limit the presently disclosed systems or methods, their components, acts, or elements. The use herein of "including," "comprising," "having," "containing," "involving," and variations thereof is meant to encompass the items listed thereafter and equivalents thereof as well as additional items. References to "or" may be construed as inclusive so that any terms described using "or" may indicate any of a single, more than one, and all of the described terms. Any references to front and back, left and right, top and bottom, and upper and lower are intended for convenience of description, not to limit the present systems and methods or their components to any one positional or spatial orientation.

Device Examples and Configuration Options

Various aspects, including the integration between the user interface, its views, and navigation options are further illustrated in the user device itself. According to one embodiment, the user interface and the visual representations that comprise the interface are configured to be responsive to the physical configuration of the user device. In one example, the view presented to user is configured to be responsive to the mode/configuration of the device.

According to one aspect, systems and methods are provided for simplifying the presentation of multi-media features and options into an integrated and streamlined presentation format. Streamlining presentation includes reducing the number of options that a user must navigate/configure in order to take advantage of new systems and features, simplifying the process of adoption and education. In one embodiment a system is provided with only the physical components necessary to achieve streamlined presentation of both operating system features and integration of third party services. For example, a streamlined hardware device provides for (in comparison to typical desktop and laptop systems) a reduced user input platform as a first I/O profile, comprising in one configuration a scroll wheel and a button interface. Other I/O profiles are available for user selection by manipulation of the device itself. In one embodiment, an easel mode

presents the user with the first I/O profile and by rotating the computer device about a longitudinal axis; the user may select a second I/O profile, including a keyboard. The transition from one I/O profile to another may also cause the computer device to alter its display. In one example, the user interface provided to the user is responsive to selection of device mode and/or selection of I/O profile.

It is to be appreciated that reducing the number of I/O device achieves simplicity of design and ease of operation by the user, and at the same time may increase the complexity of the graphical user interfaces needed to support interaction with systems and third parties that anticipate, rely on, or expect additional I/O devices. Streamlining device operation by the user is balanced against sophistication of user the interface required to enable user interaction with the same features used with additional I/O devices. According to one embodiment, the user interface layer provides simplified accessibility based on the device's I/O platform, and for some embodiments, the user interface layer is responsive to device configurations that change the device's I/O capabilities. In other embodiments, the user interface is responsive to changes in the device's mode. In some examples, changes in device mode and changes I/O profile will occur together, however, in other examples a change in mode or a change in I/O profile will not require a corresponding change in profile or mode respectively.

One example of a streamlined device includes a portable computer that is configurable between a laptop mode (in which the portable computer has a conventional laptop appearance) and an easel mode in which the base of the computer and its display component stand upright forming an inverted "V," as discussed further herein. Certain aspects and embodiments are directed to a portable computer that is configurable between different operating modes, including a laptop mode (in which the portable computer has a conventional laptop appearance), a flat mode, a frame mode, and an easel mode in which the base of the computer and its display component stand vertically forming an inverted "V," as discussed further herein. Reference to modes of the computer, modes of the device and intended to include the physical configuration of the portable computer/device.

The portable computer is capable of different display formats and functionality in the different modes, and includes a graphical user interface that may work seamlessly with the computer hardware to provide a unified, comfortable, holistic user experience. In particular, the portable computer may provide access to a wide array of functions, both

those traditionally provided by computing devices and those traditionally provided by other passive information devices. For example, the hardware and software, including the graphical user interface, of the portable computer may be focused toward providing access to entertainment media, such as audio and video (e.g., playing music, streaming video, viewing photographs, etc.), email, and internet, while also providing state-of-the-art computer processing capability.

Referring to FIG. 1, there is illustrated one example of a portable computer according to aspects of the invention. In FIG. 1, the portable computer 100 is illustrated in the "laptop" mode, with the display component 102 inclined at a viewing angle from the base 104. The display component 102 is pivotably coupled to the base 104 by a hinge assembly (not shown) that allows the display component to be rotated with respect to the base. The hinge assembly may include a single or multiple hinges, which may be any of a variety of hinge types, including, but not limited, to single-axis hinges, multiple-axis hinges, geared hinges, etc. In one example, the hinge assembly allows the display component 102 to be rotated (or tilted) about a longitudinal axis 101 running along an interface between the display component and the base 104, as illustrated in FIG. 1 and discussed further below. The base 104 includes a keyboard 106 and internal electronic components (not shown), such as a central processing unit, memory, and other components necessary to operate the portable computer, as known to those skilled in the art. In some embodiments, the base 104 may also include a touch pad 108 or trackball (not shown) for receiving user commands, as known to those skilled in the art.

Still referring to FIG. 1, the display component 102 includes a display screen 110, and may also include a camera 112, microphone 114, and infrared receiver 116, as discussed further below. It is to be appreciated that the locations of the camera 112, microphone 114 and infrared receiver 114 are not limited to the example illustrated in FIG. 1, and may be placed in other locations on the display component 102 and/or base 104, as would be recognized by those skilled in the art. The display component 102 may also include cushions 118 that provide soft contact points between the base 104 and the display component 102 when the portable computer is closed. In one example, the cushions 118 are made of rubber. However, it is to be appreciated that the invention is not so limited, and the cushions 118 may comprise materials other than rubber, including, for

example, a polymer, felt, or other suitable materials as would be recognized by those skilled in the art.

Referring to FIG. 4, there is illustrated an example of the portable computer 100 configured into the easel mode. To convert the portable computer 100 from the laptop mode (or closed position) into the easel mode, the display component 102 may be folded away from the base 104, in the same direction as to open the computer (i.e., to configure the computer from the closed position into the laptop mode) such that the base 104 and the display component 102 form an inverted "V" shape with the bottom of the base and the back of the display component face another, as illustrated in FIG. 4. In the easel mode, the display screen 110 is visible and accessible on one side of the portable computer 100 and the keyboard 106 (not shown in FIG. 4) is visible and accessible on the other side.

As illustrated in FIG. 4, in one embodiment, the portable computer may comprise integrated hardware volume controls, including a volume control button 294 and a mute button 296. In one example, the volume control button 294 may be a rocker switch that allows a user to easily increase or decrease the volume of audio played through the speakers 128. When the user presses the volume control button 294, a volume indicator may temporarily appear on the display screen 110, to provide a visual indication of the amount by which the volume is being increased or decreased. Similarly, pressing the mute button 296 may cause a visual indication that the volume is muted to appear on the display screen 110.

According to one embodiment, when the portable computer 100 is configured into the easel mode, the visual display on the display screen 110 is automatically rotated 180 degrees such that the information appears "right-way-up," even through the display screen is upside-down compared to when the portable computer is in the laptop mode. Thus, a user may simply "flip" the portable computer 100 into the easel mode and immediately be able to comfortably view information on the display screen 110, without having to access display screen controls to adjust the orientation of the visual display. In one embodiment, the portable computer 100 includes an orientation (or mode) sensor that is configured to detect whether the portable computer is in the laptop mode or the easel mode, and to adjust the display accordingly. The orientation sensor may be incorporated into the base component 104, for example, underneath the keyboard 106, or into the display component. In one example, locating the orientation sensor in the display component 102, rather than

the base 104, may provide more robust detection and therefore, may be presently preferred in some embodiments. The orientation sensor may be used to determine a precise relative orientation of the base component 104 with respect to the display component 102, or vice versa, for example, to determine whether the device is in the laptop mode, easel mode, or some point in between the two modes. In one example, the orientation sensor includes an accelerometer whose output is fed to the computer operating system (or to dedicated logic circuitry) which then triggers a display inversion as appropriate.

According to one embodiment an accelerometer is used to detect a configuration of the portable computer, although, it is to be appreciated that other sensors and devices may be used to determine a configuration. According to another embodiment, the portable computer may include integrated "navigation" hardware that allows a user to easily and comfortably control various features and functions of the portable computer, to manipulate content displayed on the portable computer, and to interact with visual representations of content display in a user interface. For example, as discussed above, the portable computer 100 may comprise a scroll wheel 132 that allows a user to control, adjust and/or select various functionality of the portable computer. According to another embodiment, the scroll wheel 132 may be used to provide "hardware navigation" through information, such as menus, icons, etc., displayed on the display screen 110, as discussed further below with reference to FIG. 17. A common display configuration used in conventional computers is a "desktop" view in which multiple icons representing links to various programs or applications are displayed over a background image. Navigation may be conventionally performed using a mouse, touch pad or trackball, as known to those skilled in the art.

According to another embodiment, the portable computer 100 includes a streamlined graphical user interface that supports "map" navigation. The map user interface provides a clear overview of the entire computing environment and searching capability within the environment that may be accessed using the scroll wheel 132 and, optionally, one or navigation buttons 166, 168 that may be provided on the base 104 of the portable computer 100 (button 166) and/or in the keyboard 106 (button 168), illustrated in FIG. 17. In one embodiment, the map mode of navigation is a hierarchical mode that reduces the number of items to select amongst at any stage of navigation, thereby facilitating user access with the scroll wheel 132 and, optionally, the navigation button(s)

166, 168. Of course, it is to be appreciated that the map user interface may also be navigated using conventional tools, such as a trackball, touchpad, mouse or arrow keys.

Referring to FIG. 11, there is illustrated a block diagram of one example of an architecture of the portable computer including a map user interface. The user interface "home" screen 170 that displays a plurality of modes of content 172. In the illustrated example, the home screen 170 contains five modes of content 172; however, it is to be appreciated that the home screen may include more or fewer than five modes of content and that the modes of content may differ from the examples discussed below. According to one example, the modes of content 172 accessible via the home screen 170 may include "media" 172a, "connect" 172b, "web" 172c, "applications" 172d, and "channels" 172e. Using the map user interface, information, programs, features and applications may be grouped into the various modes of content 172. By selecting any mode of content 172, for example, by using the scroll wheel 132 and/or navigation buttons 166, 168, as discussed further below, the user may access the content organized within that mode.

For example, the media mode 172a may provide access to a medial player to play, view, search and organize media such as music, video, photos, etc. The connect mode 172b may provide access to features such as, for example, email, voice-over-IP, instant messaging, etc., and the web mode 172c may provide access to internet browsing and searching. The application mode 172d may provide access to, for example, computer applications or programs, such as word processor, spreadsheet, calculator, etc. In one example, these applications or programs may be provided as web-based services rather than programs or applications residing on the portable computer 100. The channels mode 172e may provide access to different functionality of the portable computer, with the different functions or features defined as different channels. For example, a channel may include an alarm clock channel in which the portable computer is configured to display a clock and can be programmed to activate an alarm, e.g., a sound, piece of music, etc., at a predetermined time. Another example of a channel may include a "photo frame" channel in which the portable computer may be configured to display a pre-selected image or set of images, etc. Another example of a channel is a "television" channel, in which the portable computer is configured to stream Internet television. In one example, a user may configure particular Internet television channels (e.g., a news channel, a movie channel, a home and garden channel, etc.) into sub-channels within the channels mode of content

172(e). Some or all of the modes of content 172 may access, retrieve and/or store information on the Internet 174.

Typically streamlined devices are integrated with remote content storage and/or access, shown at 174. The integration may be provided through third party service providers, in one example photo service FLICKR is integrated with various aspects of the device and/or the device's user interface to provide seamless access to photo content stored by the third party provider. The integration with remote storage services permits reduced storage capacity on the user device, for example, a portable computer. Other services may be integrated including for example GOOGLE DOCS, for word processing and other office related applications provided on-line. Reducing and/or eliminating the need for non volatile memory in the computer system is advantageous in that the device itself may be reduced in complexity and any associated cost. In some embodiments, a streamlined device doe not incorporate a hard disk drive for storage, providing for any local storage requirement through RAM and Flash memory.

According to one embodiment, the different modes of content 172 may be displayed as a series of bars across the display screen 110, as illustrated in FIG. 12. The following discussion of various features, including hardware navigation through the map user interface may refer primarily to the display configuration illustrated in FIG. 12. However, it is to be appreciated that the invention is not so limited, and the modes of content may be displayed in other configurations, including, for example, a "desktop" and icon configuration, a "dashboard" type display, as illustrated in FIG. 13, or another configuration, as would be recognized by those skilled in the art. Similarly, navigation is discussed below primarily with reference to the scroll wheel 132 and navigation buttons 166, 168; however, it is to be appreciation that navigation may also be accomplished using any of the conventional tools discussed above or known to those skilled in the art.

As discussed above, according to one embodiment, the scroll wheel 132 and, optionally, the navigation buttons 166, 168 may be used to navigate the user interface. Referring again to FIG. 12, scrolling the scroll wheel may sequentially highlight different ones of the modes of content 172. In one example, the highlighting may be achieved by changing the color of the selected mode, and/or by providing a visual indicator, such as a colored bar 176. A highlighted mode 172 may be selected by pressing the scroll wheel, thereby bringing up a new "page" or screen on the user interface corresponding to the

selected mode. Once within a selected mode of content 172, the scroll wheel may similarly be used to select particular functions, features or applications within that mode. In one embodiment, the default action for the scroll wheel 132 may vary depending on whether the portable computer 100 is in the laptop mode or the easel mode. For example, in easel mode, the default action for the scroll wheel may be channel selection within the channels mode 172(e). In one embodiment, the scroll wheel 132 may be depressible as well as scrollable. Thus, pressing the scroll wheel 132, as illustrated in FIG. 4, may allow further control, such as, for example, selecting a channel onto which the user has scrolled, or "play" and "pause" of audio or video being played through the portable computer 100.

As discussed above, according to one embodiment, one or more navigation buttons may be used in conjunction with the scroll wheel. In particular, in one embodiment, the navigation button(s) may be used to change the action of the scroll wheel. As discussed above, in one example, the default action of the scroll wheel is volume control. This action may be changed by pressing the navigation button 166, as illustrated in FIG. 4, for example, from volume control to menu navigation in the user interface, and vice versa.

According to one embodiment, the effect of pressing the navigation button 166 may vary depending on active the mode of content of the portable computer 100. For example, if a user is in the media mode using a photo viewing application, pressing the navigation button 166 may change the action of the scroll wheel 132 from mode navigation to slideshow controls for the photos. When the navigation button 166 is pressed, an control indicator box (similar to the volume indicator box 162 discussed above with reference to FIG. 14) may appear containing different actions for the photo slideshow, such as "play," "next," "back," "skip," "full screen view," etc., and scrolling the scroll wheel 132 may allow a user to select one of these actions. Pressing the navigation button 166 again may return the scroll wheel action to menu navigation, to allow the user to, for example, move to a different feature or application within the active mode, or to select a different mode.

As can be seen in FIG. 4, the navigation button 166 may be easily accessed when the portable computer 100 is in the easel mode, providing a convenient navigation tool for this configuration. A similar navigation button 168 may be provided on the keyboard 106, as illustrated in FIG. 17. In one example, the functionality of the two navigation buttons 166, 168 may be the same, with the different locations providing easy, comfortable access

in the different configuration modes (i.e., laptop or easel) of the portable computer 100. Thus, a user may use either navigation button 166 or navigation button 168, depending on personal preference. In another example, the two navigation buttons may have different functionality. For example, the navigation button 166 may be used to alter the action of the scroll wheel 132, as discussed above, while the navigation button 168 is used to navigate "up" or "down" a level within the map user interface. For example, pressing the navigation button 168 while within a given mode of content may allow the user to "back up" to the home screen; or pressing the navigation button 168 while within a selected channel (in the channel mode of the content 172e) may allow the user to "back-up" to the channel mode main page.

It is to be appreciated that numerous variations on the functionality of the navigation buttons 166, 168 is possible, as would be recognized by those skilled in the art, and the above examples are given for illustration only and are not intended to be limiting. In addition, any functions described with reference to one navigation button (166 or 168) may be instead (or additionally) implemented with the other navigation button. In one example, the function of the navigation buttons 166, 168 may vary depending on whether the portable computer 100 is configured into the laptop mode or the easel mode. For example, only the navigation button 166 may be active in the easel mode, and only the navigation button 168 may be active in the laptop mode. Alternatively, both navigation buttons 166, 168 may be usable in either the laptop mode or the easel mode, but their functionality may vary. For example, when the portable computer 100 is in the easel mode, the default action for the navigation button 166 may be channel selection whereas the default action for the navigation button 168 is to access the "home" screen. Furthermore, the portable computer 100 is not limited to the use of two navigation buttons and may instead comprise only a single navigation button or more than two navigation buttons, any of which may be disposed in the locations described above (e.g., on the rounded portion 120 of the base 104 or on the keyboard 106), or in other locations on the portable computer.

As discussed above, according to one embodiment, the function or display content and/or display orientation of the portable computer may vary when the portable computer is configured from the laptop mode into the easel mode, or vice versa. For example, as discussed above, when the portable computer 100 is configured into the easel mode, the

visual display on the display screen 110 is automatically rotated 180 degrees such that the information appears "right-way-up," even through the display screen is upside-down compared to when the portable computer is in the laptop mode. In another example, for at least some activities within at least some modes of content (e.g., viewing a photograph or video), when the portable computer 100 is configured into the easel mode, the display may automatically adjust to "full screen view" (i.e., the displayed image or video is displayed on the full screen size, rather than in a window) to allow for comfortable viewing.

In addition, as discussed above, the ability to configure the portable computer 100 into either the laptop mode or the easel mode provides enhanced functionality. For example, when the portable computer 100 is not being actively used, the user may configure the portable computer into the easel mode, and program the portable computer to act as a digital photo frame, displaying one or more photos of the user's choice. In the easel mode, the portable computer 100 may occupy a smaller footprint on a surface than in the laptop or closed modes because the base 104 and display component 102 are upright, as illustrated in FIGS. 4 and 5. In addition, because the portable computer can act as a passive information and/or entertainment device, such as a photo frame or clock, as discussed above, the portable computer may provide a useful function even when not being actively used by the user, and may do so (in the easel mode) without taking up much surface area.

It is to be appreciated that although the portable computer 100 is often referred to as being in either the laptop mode or easel mode, other modes or configurations are also possible. For example, as discussed above, because the portable computer 100 can be configured from the closed position, through the laptop mode into the easel mode by rotating the display component 102, a number of configurations are possible in between "true" laptop mode and "true" easel mode. Each different configuration may invoke different functionality and provide a user with a different aspect of a graphical user interface.

In another example, the portable computer 100 may be configured into a "frame" mode, as illustrated in FIG. 26, in which the portable computer is placed on a surface 212 with the keyboard 106 "face down" on the surface 212 and the display 110 facing upward. In the frame mode, the display component 102 may be at a similar orientation, and angle 134, with respect to the base component 104 as in the easel mode. However, rather than

the base component 104 and display component 102 being oriented vertically with respect to the surface 212, as in the easel mode (in which the portable computer forms an inverted "V" as discussed above), in the frame mode, the base component 104 may lie flat on the surface 212, as shown in FIG. 26. In one example, software and/or hardware protection may be provided for the keyboard to prevent keys from being pressed (or to prevent the portable computer from responding to pressed keys) when the portable computer is in the frame mode.

Similarly, referring to FIG. 27, there is illustrated another configuration of the portable computer 100, referring to as the "flat" mode. In the flat mode, the display component 102 may be rotated (or opened) to approximately 180 degrees with respect to the base component 104, such that the base component and display component lay flat on a surface, with the keyboard 106 and display screen 110 exposed, as shown in FIG. 27. Unlike the easel and frame modes, in which the keyboard may be concealed and not easily accessible, in the flat mode, the keyboard is accessible and usable. In addition, as discussed above, the visual display on the display screen 110 may be automatically rotated to accommodate comfortable viewing of information by persons located in different positions relative to the base component 104 or display component 102. The visual display on the display screen 110 may also be manually adjusted by a user using, for example, the keyboard 106, touch pad 108 or mouse (not shown), scroll wheel 132 or navigation buttons (not shown). For example, if a user (located at position A) wishes to display information for a person located opposite the user (at position B), the visual display may be rotated (automatically or manually)180 degrees such that the information appears "right-way-up," to the person at location B, even through the display screen 110 is upside-down for that person. Similarly, in another example, the visual display may be rotated (automatically or manually) 90 degrees such that the information appears "right-way-up," for a person at location C. In one example, a user can "toggle" the visual display among various orientations. For example, a user at location A may have the visual display facing themselves while using the keyboard 106 or other controls to change or access information on the display, then toggle the display orientation 180 or 90 degrees to display the information for persons at locations B or C.

According to another aspect, system and interface streamlining may be employed with devices of multiple configurations. In some embodiments, multiple configurations

include a traditional configuration, for example, a configuration similar to a laptop device, and also include new configurations, for example, an easel mode. Some examples of streamlined devices have the ability to change between traditional configurations and other configurations. The change between configurations may change the I/O profile of the device and hence impact the user's interaction with the device itself and any content displayed on the device. In one embodiment, the user interface is responsive to changes in configuration. In another embodiment, the user interface is responsive to changes in I/O profile.

According to another aspect, the streamlining of the user's multi-media experience incorporates the device the user uses to interact with multi-media sources, whether the sources are on-line or provided by the device itself. Streamlining of the device includes developing consistent user interfaces for the user to access all features presented. The device's graphical user interface layer is customized to the I/O interfaces provided. In one example a device is provided in the form of a portable computer configurable between a laptop mode (in which the portable computer has a conventional laptop appearance) and an easel mode in which the base of the computer and its display component stand upright forming an inverted "V," a closed mode, a laptop mode, an easel mode, a flat mode and a frame mode. According to one embodiment, each of the display modes may employ different I/O profiles.

Some of the aspects may be better understood through the use of examples demonstrating the interactions between a system, the system user, the interfaces provided, and the accessed content. The user experience is improved through simplification of the interactions with the user device - depending on the device's configuration the only activity required by the user may be to use a scroll wheel to identify selection and a button to execute the selection. Moreover, the user experience is enhanced by permitting the user to select the I/O profile s/he is most comfortable with and even select multiple I/O profiles or device configurations depending upon the context presented to the user. It is to be appreciated that adaptations to the user interface layer that maintain consistency while permitting different I/O profiles should be viewed as part of the invention.

The examples of user interactions are provided for the purposes of illustration and should not be viewed as limiting the invention to the interactions described, nor the specific presentations discussed, and it is to be appreciated that other interactions are

appropriate and even desired in different circumstances. Additionally, different configurations of the device itself will provide for different user interactions, for example, based on additional hardware not available in another configuration.

Examples of User Experience

In one example, some typical user interactions with electronic content are illustrated. The user interactions occur in accordance with various aspects of the systems and methods for streamlining user interaction with electronic content. In some embodiments, the streamlined device is adapted to accommodate multiple users. In one embodiment, the user identifies him/herself to the device by entering a user name and password. Once the user name and password is accepted the user may begin interacting with the device, and if desired through the device to other content. According to another embodiment, the device may display a "users" screen, incorporating a visual representation for each user. In response to selection by the user of the visual representation the user is identified. Identification may optionally include a password challenge/response after selection of the visual representation. In some embodiments, a camera is available through the user device, and the user's visual representation may be generated by taking a snapshot of the user.

In one embodiment, that act of identifying includes access to remote storage associated with the device and/or the user. Remote storage is accessed to retrieve any global profiles that may exist for the user, and more specifically, any changes that may have been made to the user's global profile. In some embodiments, a local copy of any profile is stored on the device, and the remotely stored profile is used to identify any changes. Changes to profiles may be copied to the remote location or changes in the profile may be retrieved from the remote location. In one example, the local and remote profiles are associated with a revision date. The most recently revised profile may be used as the most up to date profile, with a different version receiving modification as necessary to correspond.

In one alternative, a remote profile may be maintained for the device itself. In another, the device profile may contain information on a number of users. In some embodiments, remote access is used to retrieve configurations and/or settings maintained for any of the device, the user, and groups of users, alone or in combination. According to

one aspect, remote storage and/or remote access to user configuration comprises one element of an example system for streamlining user interaction with electronic content.

Once a user is identified (identification may occur by default if only one user has accessed a particular device) the graphical user interface presents a default view of the electronic content available on the device. In one embodiment, the view presented is responsive to the configuration of the device. According to some embodiments, device configurations may be determined using a sensor embedded in the device. In one example, a sensor is used to provide a signal and from the signal the device's orientation is determined. Alternative methodologies are employed in other embodiments for detecting and determining a device's configuration. In one alternative example, I/O devices may be enabled/disabled based on the physical configuration of the device. For example, during a transition from laptop mode to easel mode, various I/O devices that become inaccessible may be deactivated. Determining what I/O devices are still active and/or available permits identification of the device's configuration. In other embodiments, an accelerometer may be used to detect a device configuration. In one example, a device may be a portable laptop computer. The portable laptop computer may have multiple configurations, including a laptop mode, an easel mode, a frame mode, a flat mode and a closed mode.

In the illustrated example, Fig. 1, the user device is configured in a laptop mode, and has an I/O profile (a set of I/O devices) that one would normally associate with a laptop computer. In this example, the I/O profile includes, in some embodiments, a keyboard, a touch pad, buttons, web cam, and a scroll wheel. The graphical user interface is configured to present a default view that provides the user with contextual options. In this example the present context for the user includes "lean forward" viewing and the computer operations one would typically associate with user of a laptop. Other contexts arise based on configuration of the device (for example in Easel mode) and the computer tasks the user wishes to perform. For an indentified context a default is provided for the user eliminating the requirement of making configuration choices, however, the user is still permitted to accesses the configuration directly to customize it.

Shown in Fig. 2, is an example of a page of the device's home view (200). The home view organizes user interface elements into a mapped based presentation and separates the presentation into logical units based on a single displayed screen, i.e. a page. One function provided by the home view is to serve as an organization of interface

elements and/or navigation tools that maps visual representations of available content into a plurality of views of the available content. The home view is also configured to present summarized views of information to the user, so as to reduce the volume of information that a user needs to process in order to access content. In some embodiments, the mapped based interface is also configured to group like computer operations into a section of the map. Typically, grouped selectable computer content includes mappings to other groupings of lower level functionality. For example, high level navigation options are, typically, first presented to the user. The high level navigation options provide a summarized view of the available content, making content based selections easy to appreciate and accomplish. A user selects a high level navigation operation to navigate to more detailed operations. In some embodiments, the more detailed operations are grouped based on a mode of content. Modes of content may include for example, media, channel, connection, application, and web, among other options.

According to one embodiment, high level functions and low level functions are segregated based on proximity to displays of sources of digital content. For example, a visual representation that maps to the source of digital content is included in a lower level of functionality than the view that organizes the presentation of the visual representation. A view that presents the digital content source itself, is grouped at a lower level than the visual representation that maps to the digital content source. In another embodiment, interfaces that provide navigation operations to digital content form a layer of the graphical user interface, and interfaces that provide interaction options to digital content form a lower layer. In one embodiment, the home view includes maximal display thresholds configured to improve the ability of the user to absorb the information presented. In some embodiments, a maximal number of visual representations per screen is set. In one example, the maximal number of visual representations is used to define a GUI page. In another example, the maximal number of visual representations is associated with a maximal number of full view visual representations, and the page is configured to include portions of views of other visual representations available on adjacent pages. A computer operation that would cause the computer device to exceed the maximal number results in the creation of a new display page. The home view is organized into as many pages are required in order to maintain the maximal threshold of display items.

Typically, the home view is configurable by the user. New items may be added, existing items may be moved and/or removed based on user selection. The home view further comprises some visual representations that can not be removed. Commonly requested system operations have visual representation displayed on the home view that can not be deleted. According to one embodiment, a user may reorganize the display but not remove system operations. For example, visual representations that map to system operations (e.g. communication configuration and hardware configuration) cannot be remove from the home view. Additionally, some system operations will always be displayed through the home view regardless of frequency of use. Positioning of visual representation is also organized and managed in the home view. Preferably, organization and/or management occurs automatically based on default settings selected for the user. Alternatively, organization and/or management may occur dynamically. For example, a user may make changes to organization and/or management settings on the fly. In another embodiment, default settings control organization and/or management, and an interface is provided to permits a user to makes any changes to the default settings. And in another embodiment, a user may be queried on preferences, the responses are used to establish defaults for operation.

In some embodiments, frequency of use of the visual representations is used to sort the presentation of visual representations on the home view. More frequently accessed visual representations are displayed at a higher position on a page and less frequently accessed representations are displayed at a lower position on the page, and may cause the computer device to display the visual representation on another page.

In a typically configuration, visual representations are organized based upon creation time, although certain visual representations take precedence in the display. According to one aspect, display precedence is established from left to right and from top to bottom. In one embodiment, the visual representation displayed in the upper left portion of the display screen is associated with the highest precedence. Precedence in the display may be influenced and even ignored with respect to certain system operations and the visual representations that map to them. For example, a visual representation mapping to display for a user's bookmarks may appear in the upper left corner. According to one embodiment, the positioning of the familiar option relating to bookmarks as the visual representation of the highest precedence provides users with an option familiar to

traditional use of computer systems. Although presented as a streamlined interface element, the bookmark visual representation is configured to evoke familiarity in the typical computer user.

According to another embodiment, the visual representation that maps to the computer functionality for creating interacting with a new web page is the only representation that has a fixed position, relative to the display precedence. In one example, the element for triggering interaction with a new web page is always display in the bottom right corner. The other visual representation may be reshuffled based on frequency of use, and in other embodiments a user may also reshuffle the visual representation by drag and drop procedures, however the element for triggering interaction with a new web page remains in the bottom right corner, and in one example, will move to a new page in response to a request to display an new web page element when the element is already displayed in the bottom right corner of a page. Drag and drop operations may be associated with a drag threshold. In one example, a drag threshold is applied to require a small movement of the identified card before the device executes the drag operation. The drag threshold may be measure on the order of pixels, and may be any number of pixels that prevent accidental dragging in response to the user attempting to click on a card. In one embodiment, the drag threshold is set to 5 pixels. Other thresholds may be used, 2, 3, 4, 6, ...pixels as examples.

Other display precedence may be employed. For example, display precedence may be configured based on user location and language convention for the user location. The written English language is read from left to right and from top to bottom; however, other languages are not. According to some embodiments, display precedence and any corresponding animations are configured to correspond with the conventions of the local language, for example displaying from right to left.

Referring again to FIG. 2, shown is an example of a page of the home view, with user interface elements organized to present the user with summary information of available content. Shown in FIG.2, at 202, is a representation of picture and video content available to the user. At 204, a visual representation of customized content is available. The customized content (discussed further herein) comprises rss items from a web location distributing via an rss feed. In example shown, 204, comprises a channel card. The channel card is configured to allow easy interaction with a plurality of rss items, and

further configured to be responsive to both lean forward interactions and lean backward modes of interaction. The other user interface elements include, for example, visual representations of web based content, specialized user interface elements for providing customized interaction with web based content in the form of channels, and system elements.

A typical activity for any user includes reading his/her email. The user may observe an e-mail from for example, the user's credit card company, Chase. The home view (200) is the default vehicle through which a user interacts with the device and with electronic content displayed on the device. The home view presents an organization of other interactive elements (202 – 216). Accessing e-mail occurs in response to selecting the visual representation (208) that maps to YAHOO! MAIL content. Upon selecting (208) the device executes a mapping from the visual representation to the content and in response the device presents a first view of the mapped content. According to one embodiment, in response to selection of a visual representation mapping to content of web page a web page view is displayed. The web page view is a zoomed in expression of the web based content mapped by the visual representation.

Once a user reaches the web page view (300) FIG. 3A, the user may interact with the content shown. Although it is to be appreciated that other representations may mapped to different views, and different view may be used to map to further views. (302) shows an e-mail being reviewed by the user, and more specifically an e-mail from Chase Bank indicating that the user's credit card statement has issued. The body of the e-mail (304) includes a link (306) for accessing Chase's website. Selecting the link invokes an open new page view operation by default, and in response to selection of (306) the user sees an animation returning the user to the home view (200). The visual representation for "Browse the web" (214) reveals the creation of a new visual representation for accessing web content (216) by sliding away from a new visual representation the takes the former place of (214). The computer system displays an animation that shows the computer display zooming into the page view (300) of element (214), shown in FIG. 3B. The user logs in and reviews his/her balance, shown in FIG.3C at (350). The web page view further comprises navigation element (352). The user selects (352) to return the home view (200), selects (216) to access a new web page and in response a new web content visual

representation is created, further the device shows the display zooming into the new content.

FIG. 5 displays a quick access view (500). As the new card has not yet been mapped to content, the device displays content options in order to generate a mapping. In one example, the content options may be based on frequency of access. Shown at (502) are visual representations generated from the most frequently visited content. Selecting any of the visual representations in the body (502) causes the device to associate the mapping with the new card and zoom into the selected content display. At (504) provided as an element of the view's header (506) is a bookmarks control. Through (504) bookmarks control a user may access content not display in the frequency list (although a user may also enter a uniform resource identifier at (508).

In response to the selection of bookmarks a list of bookmarked content is displayed for selection, FIG. 6, 600. Upon selecting (602) a mapping to the bookmarked content is associated with the new visual representation. In one alternative, a user may enter a uri for a online source to associated with a new visual representation. The computer zooms into the selected content and in this example, displays the web page view for (602), Bank of America's (BOA) web site, shown in FIG. 7A at (700). The user logs in at (702) and is able to pay the Chase bill just reviewed, shown at FIG. 7B, (700). Having visual representations mapped to content available, improves the user's ability to transition between content views. By selecting the navigation element (752) the user is returned to the home view, FIG.8, (800), showing the visual representation (802) mapped to Chase's web page content and the newly created visual representation (804) mapped to Bank of America's web site content. Selecting (802) returns the user to the Chase content with the user's state preserved from the last visit, FIG. 3C, (350). The user is able to immediately review the statement balance, and by selecting navigation element (352) return to the home view (800) select (804) and enter the amount due for the Chase credit card at (754).

It is to be appreciated that visual representations mapped to computer content facilitate transitions between content, and further by providing state preserving representations a user is able to quickly retrieve and employ information learned from content.

According to another aspect, the selection of a new visual representation is configured to employ a timer. According to some embodiments, the timer is configurable

based on user selection, so that the animation may take longer, shorter, and in some embodiments the user is permitted to disable the animation entirely – in one example this is accomplished by setting the timer to allow 0 seconds for the animation, in another example the animation is simply disabled. In some embodiments, the timer is configurable by the system. Over the course of use, the allotted time may be reduced by the system automatically. Once a user has reached a certain time on the streamlined device, the animation may be automatically disabled by the system. For some embodiments where the timer may be configured based on time of use, different timers may be employed for different user profiles. Thus an experienced user may no longer see the animation, whereas a novice user on the same device would see an extended version of the animation.

Graphical User Interface

Referring again to FIG. 11, there is illustrated a block diagram of one example of an architecture of the portable computer including a map user interface. The user interface "home" screen 170 that displays a plurality of modes of content 172. In the illustrated example, the home screen 170 contains five modes of content 172; however, it is to be appreciated that the home screen may include more or fewer than five modes of content and that the modes of content may differ from the examples discussed. It should also be appreciated that different architectures may be invoked in response to different device modes. For example, a portable computer in laptop mode may display a home view as discussed with respect to Fig. 11, when configured in Easel mode, user is presented with a Channel View. Shown with respect to Fig. 23 is an example of a portable computer set in Easel mode, displaying a channel view. The Channel view may also display a plurality of modes of content. In Fig. 23 shown are visual representations of content (2304-2308) with associated mappings.

According to another aspect, streamlining the presentation and integration of features and services includes simplifying the I/O devices that a user needs to operate in order to access features of the computer system and the features of any available service. According to another aspect, streamlining includes developing consistent visual representations of available content (whether on the computer system itself or from service providers). In another aspect, the organization of interactive elements and responsiveness of the organization to navigation options, device configurations, and user preferences

improves the user's ability to interact with the computer system and its content. In one embodiment, system features and web features are consistently presented as cards for the user to interact with to achieve their computer objectives. In some embodiments, cards comprise part of an interface layer between a computer user and a user's computer based objective and/or computer operation. In some embodiments, the number and type of cards are presented in as few as three classes and/or types. Each card for example may be similar in aspect to the other, but each performing a different class of function on the computer system.

Referring to FIG. 9, shown is a conceptual model 900 of an example graphical user interface. As shown, in FIG. 9, through a streamlined device 901 a user will interact will a number of views of computer based content. In example model 900, depending on the device's configuration a user will be presented a home view 912 or a channel card view 914. Conceptually 910 forms a layer of the mapped based user interface, wherein the layer is configured to organize, manage and display streamlined views to the device's user. Layer 910 organizes, manages and displays objects of layer 920. Layer 920, according to some embodiments includes cards 921 which are selectable visual representations that are mapped either to computer functions or available computer content. Cards further comprise web cards 922, that map to views of web content including web pages; channel cards 924 that map to customized views of content including web based content and picture and video content; nascent cards 926 that map to system functionality; system cards 928 that map to system functionality; and shared cards 929 that can be any of the former discussed cards shared from another user and/or streamlined device. The card layer 920 maps either to computer functionality executed upon selection or additional views to provide interactive displays to the device' user, for example, the views illustrated in layer 930. Page view 932, according to one example, is a zoomed in expression of a web page. At 940 shown is another layer which includes a screen saver view, 942. In one embodiment, the screen saver view is a passive view. In one example, the screen saver view may be activated by the computer system remaining idle for a period of time. In one embodiment, the screen saver view displays content from channel cards designated by a user in an options menu. In another embodiment, the screen saver view displays content from a pictures and video card. In another embodiment, the screen saver view displays content from a shared card.

According to one embodiment, channel card view 914 comprises a view of the channel cards that are available to a user, and in another embodiment includes a channel selector (not shown). The channel selector is a selectable display configured to be responsive to manipulation of a scroll wheel. In one example, the channel selector is configured to display a rolodex of available channel cards and manipulation of a scroll wheel flips through the visual rolodex. Selection of one of the channel cards invokes any of a channel page view 934, content menu, and a channel card full view, depending upon the device's configuration, and in some examples the result is responsive to where on the card a selection was made. Various cards, depending on the content mapped to, may also provide other views for rendering and providing for user interaction with content, for example, time, 939, album, 936, and lens, 938 views. It is to be appreciated that the conceptual model illustrated in FIG. 9 is only one example of a conceptual model of the graphical user interface for streamlining user interaction with electronic content. Other conceptual models may be employed, for example only some of the layers may be employed, additional layers may be used, and different segmentations of the layers may be provided.

According to one embodiment, a method of presenting a streamlined graphical user interface for a streamlined device includes an example process 5000, FIG. 50. Process 5000 provides for organizing a plurality of views and GUI elements into a consistent presentation for user interaction. At 5002 provided is a first visual representation for displaying multiple content modes mapped to a view of computer content. At 5004, a plurality of visual representations are organized by type of computer operation. At 5006, the graphical user interface presents higher level operations to users as a view including a group of visual representations. AT 5008, a user is permitted to select from the group of visual representations to navigate to lower level functions provided by different views of computer content. At optional step 5010, a user may be permitted to select from within different groups of visual representations to navigate to further lower level views of computer content.

According to another aspect, layers of the conceptual model are configured to respond to device configurations by defaulting and/or transitioning to different views based on device configuration. Typically a device configured in a laptop mode displays a home view, 912, to a user as the default view. In response to a transition in mode between

laptop and easel the computer transitions the computer display from the home view, 912, to the channel view, 914, as the default. A user may elect to change the default view, for example by selecting a navigation button that executes a return to the home view. In one example, 168, FIG. 17, is configured to return a user to a home view in response to selection of 168, when the computer display is not on the home view. In the home view, a user may invoke a channel card view, 914, by manipulating scroll wheel, 132.

Home View Embodiments

Referring again to FIG. 2, shown is an example page of a home view, 200. Home views according to various embodiments are configured to render consistent organization of elements of the graphical user interface. Each page rendered in home view comprises a home navigation tool 250, a header 252, and a web search box 254. For home views which include multiple pages, a hint or cut out of adjacent displays are rendered at 256, for example. Hint or cut outs of adjacent displays may also occur at the bottom of the display screen, the top of the display screen, and both top and bottom, where multiple adjacent pages are present. 250, home navigation tool is responsive to the context in which it is executed. For example, the home navigation tool, 250, when selected causes the computer to display the last accessed view before the computer displayed the home view. Where a user navigates to the home view, 200, from a web page view, the selection of the home navigation tool 250 caused the computer to display the previous web page view. In other examples, the home navigation tool permits, toggling between other views and the home view, as illustrated in FIG. 9, at 932-939 and/or 914.

According to some embodiments, the web page view includes a navigation tool, 350, FIG.3C, and in response to selection, causes the computer to display the home view, 200. Other elements included in the home view, for example, header 252 are configured to provide consistency in the home view across pages and in some embodiments across the user interface. Each page of the home view, 200, further comprises a body, 258, in which cards 202-216 are displayed. The body is associated with a maximal display threshold. The maximal display threshold governs the number of GUI elements displayed per home view page. In one embodiment, the displayed elements may comprise cards, and the maximal display threshold is set to display twelve cards. In addition to the maximal number of displayed elements, the home view may also comprise indicators of adjacent

content at 256. The device generates a new page display for the home view, 2000, in response to exceeding the maximal display threshold.

Home view 200 is the default view in laptop mode, and may be implemented as the default view in other device modes (e.g. frame, easel, flat modes). According to some embodiments, the home view is the primary mechanism for permitting users to access cards and navigation through content viewed on the device. In the home view a user can access open web sessions, view and manage their channels, initiate new web sessions, and launch other activities.

Cards, e.g. 202-216, form comprises a plurality of types. Some card types are organized by function, some by content. The home view is comprised of various cards, each card providing access to computer based content. According to one aspect, cards can be thought of as the building blocks of the user interface, providing access to a plurality of views and/or content. Indeed, cards as elements of the GUI, are configured to be shared across users and across other streamlined devices. The ability to employ the features and functions of card based elements may be limited to streamlined devices, although cards and settings may be shared with traditional devices.

Shown in home view 200, are web cards 206, 208, and 216, channel cards 204, and 210, further shown in home view 200 are special system cards that map to content and system operations, for example bookmark card 212. The bookmark card 212 is configured to provide traditional computer operations associated with conventional systems and browsing methods. The bookmark card serves as learning tool, to provide features with which user are familiar in a new format that encourages further integration of card based interactions. According to one aspect, card interfaces are generated by a user for each web based interaction, eliminating the need for convention navigation in the form of bookmarks. Another example of a system card appears at 214. 214 maps to functionality that when selected causes the computer system to execute a web card generation process. FIG.10 illustrates an example generation process, 1000. Example processes, 1000, begins at 1002, in response to selection of a card or embedded web link (e.g. 214 of FIG. 2) that is associated with a mapping to functionality that generates a new web card. For example process 1000, may be initiated from a page view of a web card in response to selection of link. According to one embodiment, the behavior of the streamlined device depends on instruction embedded within a selected link. In particular, the device in response to

selection of a navigation link navigates to the identified location in the same page view. If the link encodes an instruction for open in new window and/or open in new tab, the device in response to selection generates a new card and displays the page view of the new card. Alternatively, defaults may be established for link handling, including a default for selection of a link contained inside an e-mail, which may default to a "new card" mapping, whereas in some embodiments, links directed to the same domain as the current view default to navigation functionality within the same window. In other words, in response to a selection of a link within a certain web-page, directing navigation to another location with in the same web page, the default functionality executed, caused the device to navigate to the selected location within the same window.

According to another embodiment, handling of web links may also be governed entirely by the settings contained in the selected link. For example, the device may execute process 1000 in response to execution of a link including the instruction to open in new window. The device may also execute process 1000 in response to execution of a link including an instruction to open in a new tab. In one embodiment, links without such references are processed by the web page view navigating to the linked location without invoking process 1000, for example.

At 1002, the mapping is executed and the computer device determines its state at 1004. The state determination is configured to identify a current view setting for the device. Current view setting may be limited to an indication that the device is current showing the home view. At 1006Yes, the device is currently showing the home view, and the device executes a card generation animation, at 1008. In one example, the animation causes the device to display a browse the web card 214, FIG. 2, sliding away from a new visual representation the takes the former place of 214. One the new card image is shown the computer display renders an animation the causes the user to perceive zooming into the newly created card at 1010. Alternatively, it is determined that the device's current display is not the home view at 1006NO. At 1012, apparent motion relative to the user is rendered by the device to provide the appearing of zooming to the home display. Other animations may be employed to establish for the user the perception of motion to the home view. Once at the home view, process 1000, proceeds as before.

According to one embodiment, the home view, FIG. 2. 200, is configured to manage and organize cards. The home view provides a simple and convenient mode of

navigating through the features and content accessible through the device by organizing and managing cards.

Card Examples

According to some embodiments of systems and methods for streamlining user interaction with electronic content, visual representation that render computer operation and/or content in a consistent manner further comprise cards. According to one embodiment, cards may further comprise types, including web cards, which map to active web pages. In some embodiments, device configuration sensitive displays are provided through a graphical user interface. In some embodiments the device configuration sensitive displays include cards. Cards may come in a number of forms. In some embodiments cards may be classified according to the functionality that they provide to a particular user. For example, system cards provide and display computer system functionality that maybe frequently accessed during ordinary computer user and/or may be required for computer use. In some embodiments, web cards provide a user interface for web based content and/or web based activity. In some embodiments, channel cards provide additional features that enable a user to better interact with web based content, and in another example, channel cards provide interactive views by utilizing different content presentations provided by a web source. Consistent user interfaces provide an access layer to system and web based content. Consistent user interfaces are used to access web based content, and even content and applications provided by third parties.

In one example, a web card presents a thumbnail view of the current state of the web page. In another example, the web page card presents a cut out view of the web page based on computer focus within the page at the time the web page view was exited. FIG. 14 illustrates, according to one embodiment, the behavior and rendered display of certain cards responsive to computer focus and selection by a user. A card may be in a number of states based on computer focus. One example of computer focus would include "hover" 1404 – hover indicates the movement of a pointer, typically represented by a white arrow on the computer system display, over a card. A card may be in a normal state 1402 when not in focus.

Focus is intended to include any identification by the computer system of the card, short of execution of the mapping associated with it. For example, focus should include identification by tabbing through available cards, identification by using hotkeys, among

other options that result in computer focus resolving on the card. The terms computer focus and focus should be read to include hovering over a screen element, tool, or other visual representation displayed on a computer system display. In one example, focus follows a displayed pointer, and movement of the pointer with, for example, a mouse causes the computer system to resolve computer focus on the visual object under the pointer display. Selection by a user or a computer system may include focus and visual objects displayed on a computer system display may be selected by moving a displayed pointer. In some embodiments, selection may be accomplished by clicking on a visual object using a pointer displayed on the computer screen. A second "click" may then cause the computer system to execute functionality associated with the visual object. Execution should be read to include initiating an operation associated with a visual object, in one example execution will include clicking on a visual object (single or multiple "clicks"), by positioning a pointer display over the visual object and depressing a button to initiate the operation.

Focus may be resolved on a computer system by analyzing content intended to be displayed before its display on the computer system, additionally focus may be responsive to actions taken on the display through for example pointing devices.

According to one embodiment, when a web card or channel card appears is in a hover state 1404, additional options are display in the card header, for example at 1450. The additional tools displayed in the card header permit a user to select the options associated with the card. The options view for a card 1406, displays available selections contained in the options. For a web card 1410, the options include make a channel 1452. The selection of make a channel at 1452 causes the device to execute functionality that transforms the web card into a channel card. The transformation from web card to channel card includes transforming the display image of the card element on any corresponding view.

Typically the transformation may only be made for a web card that references a content including a rss feed. The items in the rss feed are configured into a customized presentation – as for example a channel card 1412 (discussed further herein). For a channel card 1412, additional options are include show in screensaver, for example. Other states may impact the display of web card including a drag and drop state. Upon focus, the additional tools will resolve in the header section of the card, the additional tools may

be displayed as icons, as shown in FIG. 14, and may also be rendered as selectable text options include "bookmark," "share," "options," and "close." If a user depresses the button control and does not release, the user may user drag and drop the card within the home view. The card may be dragged across pages of the home view, and the user may reorder the presentation of cards in the home view using multiple drag and drop operations. According to one embodiment, as a card is dragged across the home view, all displaced cards will appear to move into new places.

According to another aspect, computer content and interactive functionality is recast into cards. In one embodiment, the card comprises a visual representation of web content that simplify the user's interaction with even the most sophistication on-line tools. Cards are configured to present a summarized view of available content and/or present a visual indication of available functions. According to one embodiment, cards form a part of the structure of the graphical user interface between the system and the user. In various embodiments, cards are configured to be context and/or content sensitive. Some cards are configured to be persistent. Persistent card may be removed by an affirmative act of the user

With cards, content can be easily and visually absorbed by a user. In some embodiments, cards serve to maintain a current state of the user's activity. And in some embodiments, cards also serve to focus the displayed content on contextual information. Cards may be configurable by the users. Configurations options are presented to the user consistently. In some examples, this includes displaying consistent animations designed to draw the user's focus to the particular activity and to provide comfort level for the activity being displayed.

Shown in Fig. 43 is an example process 4300 for streamlining user interactions with computer content. The process includes presenting a consistent look and feel for user access to computer operations and computer content for user interface elements that also provide for a reduction in decision making requirements imposed on a user during conventional computer use. At 4302, a user is presented with a first visual representation in a computer display, the visual representation is responsive to computer focus and at 4304, and the user is permitted to resolve computer focus by selecting the visual representation. Selection and focus can be thought of in terms of a visual pointer display on the computer system display, by moving the pointer over an object displayed on the

computer display, computer focus may be resolved on the visual object. Alternatively, a user may have to indicate a selection of the object by clicking on a mouse button for example.

According to one embodiment clicking is not required. In another embodiment, the pointer being displayed above a visual object activates a "hover" state. In response to hovering, computer focus is resolved on the visual object. At 4306, a focus visual representation is displayed to the user. According to one embodiment, the visual representation and the focus representation are configured to have common elements, and in particular, a header and body display for rendering computer content associated with the visual representations. The focus visual representation including a header and body display summarizing at least one of computer content and computer operations are shown at 4308. The visual representations present a multitude of computer content in a streamlined form, in other words, the visual representation forms an indirection layer of functionality that provides a window into digital content, and/or computer operations linked to the visual representation. In particular, a visual representation mapped to a web page for example, provides a view of the web page in the body of the visual representation and provides additional information about the web page in the header display. The header display may also include tools for providing easy access to computer functionality associated with the web page and/or its content. In one example the header display only display the tools in the focus visual representation so the initial view of the content is not cluttered with tools that are not needed. Further, in one embodiment, the tools only display in response to focus, in other words, only when a user indicates they are necessary by moving a display pointer over the visual representation. Further computer logic may be embodied in process 4300, responsive to a display position of a pointer displayed on the computer screen. In response to the display position of the pointer occupying the same location as another visual object, computer focus is resolved on that object, causing the computer system to determine functionality associated with the object.

In one example, the object is a visual representation, and in response to moving the pointer over the visual representation, the computer is caused to display a focus visual representation associated with the visual representation. In one example, computer focus remains with the focus representation and functionality associated with the focus representation is made available for execution. Other operations including display of a

header responsive to focus may be executed. At 4310, a mapping associated with at least one of the focus visual representation and the visual representation is executed causing the computer system to navigate to a content view. The content view may include a display of computer operations. In one alternative, the content view provides an interactive view of computer content. In one example the computer content, comprises online content viewed through a web browser. In another example, the content view is presented in a similar format as the visual representation used to navigate to the content. In one particular example, the content view includes a header display and a body display, and the content is displayed in the body portion. The header portion provides additional information on the content, for example a title, and may further provide additional tools that are responsive to focus. Again providing tools that resolve when needed and disappear when not reduces the amount of information a computer user need to assimilate in order to use a computer system.

All computer content and operations can be configured to display in visual representations and respective focus visual representations, providing a user with a streamlined presentation of computer content and operations. According to another example, different content types are presented through visual representation of a similar format. In one embodiment, the visual representations comprise cards as discussed herein.

A process 4400 may be invoked by streamlined computer system as part of process 4300. Additionally, process 4400 may operate independently or be called from other processes. Shown in Fig. 44 is a process 4400, for permitting a user to interact with computer content. At 4402, a computer system displays a first content view. The first content view is configured to display in a similar format as a visual representation selected by the user to navigate to the content view. In one embodiment, the first content view includes a header and body display. In another embodiment the content view is a zoomed in view of the visual representation used to navigate to the content view. At 4404, an enlarged view of the first visual representation is displayed. In one example, the content view comprises a web browser view of a web page displayed in the body of the content view. The visual representation used to navigate to the content view displays a portion of the web browser in the body of the visual representation. At 4406, a user is permitted to interact with the content displayed in the body of the content view. The user is further permitting to access options associated with the content through the header display.

Optionally, further computer logic may be included in process 4400 for presenting focus and unfocused views of the header in the content view.

According to another aspect, cards types should be clearly defined by color scheme and appearance, while at the same time maintaining a similar format. For example the similar format should include header placement and sizing, display of tools, title and frame size. In one embodiment, a color scheme configured to differentiate card types provides for web cards with white headers with the content displayed on the web card showing as a thumbnail of the current state of the page. Channel cards are configured with black headers, and the content presented in the channel card comprises a simplified representation of web content based on RSS feeds or custom visualizations of some non-RSS websites. Customized visualizations may be pre-loaded on the device for specific websites, or may be provided as part of a remotely stored device profile and/or global profile. Updates to the device profile and/or a global profile would include development of customized visualizations of non-RSS websites, and access to remote storage trigger delivery of the customized visualizations. According to one embodiment, only sites for which RSS or custom visualizations are available can be displayed as channel cards.

System cards are shown either with blue headers or grey headers. System cards may be further classified to include nascent cards. "Browse the Web" card, FIG. 2, 214 is an example of a nascent card. The nascent card may be configured so it position is not configurable, nor is a user able to remove the card from the home view, or any view. The nascent card maps to functionality necessary to operation of the streamlined device, and thus no option to close and/or remove it is available. Other system cards are configured to represent activities that have been specifically designed such as for example, photos & video card(s). The other system cards map to functionality also regarded as necessary so that the other system cards can not be deleted, however, the other system cards can be reorganized in for example the home view. Functionality mapped to by the other system cards include communications card, for configuring wireless access of the device, bookmarks for presenting conventional styled web page bookmarks, camera for providing for configuration and operation of a camera, either embedded in the device upon construction, or incorporated through for example a USB port.

In one embodiment, a system card is mapped to functionality to provide a user with streamlined access to web bookmarks. In one example, a bookmark card is provided that

is always accessible from the home view. As with other system cards, the bookmark card comprises a header and a body. According to one embodiment, the body display for the bookmark card is unique to the bookmark card. Bookmarks are retrieved and displayed in the bookmark card one at a time. In one example, the bookmark card indicates in the body display the number of the bookmark in the list and the total number of bookmarks available.

According to some embodiments, the interactivity of individual cards is limited to navigation to a page view. For example, a user can not change the content of a card by interacting only with the card. In other embodiments, channel cards, for example, provide a user with the option of interacting directly with the card. Upon hover, channel cards presenting news feeds may resolve navigation tools configured to step through individual rss items displayed in the channel card. Additionally, selection within a channel card presenting a news feed causes the device to execute different mappings depending on what part of the channel card was selected for execution. Clicking directly on an rss feed headline for example, caused the device to execute a mapping to the web page view for that article. Selecting the body of the channel card causes the device to execute a mapping to the channel full view. Selection within the channel full view causes the device to display a content menu, responsive to manipulation of a scroll wheel.

In an embodiment employing a three card presentation, the cards that are presented provide the user with the ability to interact with system specific features. System features may be invoked and display using consistent presentation and/or animation. Consistent presentation of like features may engender a comfort level in the user for new features that appear using the same and/or similar presentation. Additionally, where a user invokes features in a similar or consistent manner, access of new features is facilitated and user comfort level may be increased. For example, a nascent card, is a system card that provides for consistent implementation of user activity and/or a computer objective desired by the user. In one embodiment, the "new card" card is a visual representation of a system placeholder for generation and presentation of new card that a user may created during the course of ordinary activity. By selecting the new card (for example, creating a web card used to interact with web content) a consistent animation may be employed to display to the user the creation of the new web card utilizing the nascent "new card" card. Other system features may be presented through system cards. Typically, system cards

will represent functionality used most frequently and/or functionality that should always be available and not subject to removal by a user. Other card types, include web cards that are used to present web content, and channel cards that are used to provide to a user easy and/or consistent access to additional features.

According to another aspect, features of cards may include consistent navigation tools, consistent content display – including limiting the ability to alter content of a card through user interaction with the card, state representative images of content, state and context representative images of content, customized visualization of content, and in some examples customized visualizations include information derived from rss content. In one embodiment, user interactions with cards are also streamlined. In another embodiment, when card configurations and/or card options are selected by a user (if available) a consistent animation is presented to the user. For example, selection of a card's options may cause an animation displaying the flipping of the card and the revelation of user selectable options. Options, for example, may include permitting the content reflected in the card to be displayed as a screen saver. Certain features may only be available for certain cards types. In one embodiment for example only channel cards (discussed in greater detail herein) may be displayed in the screensaver mode, thus only channel cards will display the option to permit display in screensaver. In another embodiment, certain card types may be converted through user selection. In one embodiment, web cards may be converted into channel cards. It is realized that the segregation of functions between the card types may improve user interaction and adoption of the different feature sets available to each.

According to another embodiment, systems and methods for streamlining user interaction with electronic content may include a process for generating new visual representations mapped to computer content. Shown in Fig. 47A is an example process 4700, for generating a user interface element. At 4702, a visual representation associated with a computer operation for creating a new visual representation is displayed on a computer system display. The visual representation may comprise a nascent card. Nascent cards are configured to always be available to a user, that is, they are configured so a user can not remove them. In some embodiments, the position of the display of nascent cards cannot be changed by the user. In one embodiment, the nascent card is always displayed in a home view, at the bottom right corner of a home view page. For a

new page this may include the nascent card appearing in the upper left corner of the page, when no other cards are displayed on the same page. At 4704, execution of the functionality associated with the visual representation occurs. At 4706, a first animation is displayed to the computer system user showing the visual representation sliding away from its present location to reveal a new visual representation. At 4708, a second animation is displayed to a user showing the computer system zoom into the new visual representation to present a quick access view at 4710.

The quick access view is configured to permit a user to select computer content to associate with the new visual representation. In one example, this includes presenting a display of frequently accessed web content (e.g. web pages) to the user in the quick access display. It is likely that the user will intend to return to a page frequently accessed, in which case, the display will meet the users needs, however, the quick access view is further configured to permit entry of a uniform resource indicator (e.g. a url), and further configured to allow a user to request display of bookmarked locations. At 4712, a user is permitted to select computer content to associate with the new visual representation, and in response to selection of the computer content, the computer system displays an animation to the user depicting the computer system zooming into a first view of the selected content at 4714.

In one alternative, new visual representation may be generated without selecting a nascent card, in process 4750, Fig. 47B. For example, a web card may include a hyperlink directing a computer system to display the linked web page in a new window. At 4752, a user selects an open in new window link. In one alternative, the link may include instruction to open an new tab. In response to a request to display a web page in a new window, a new visual representation is generated and associated with a mapping to the web page. The computer system displays a transition from the current web card view to the home view, 4754, displaying the nascent card. In an optional step, the process zooms out the home view so that the nascent card is rendered on one page. The system presents an animation to the user, 4756, similar to step 4706, showing the nascent card sliding away from its position, revealing a new visual representation. The system then zooms in on the new representation, 4758, displaying a first view of the mapped content, 4760.

Common Card Configurations

According to one aspect, cards should have common features to promote user acceptance and improve adoption of different cards, while providing familiar a form. According to some embodiments, most cards are configured with a similar anatomy. According to some embodiments, cards comprise certain common elements described with reference to illustrated examples.

With reference to FIG. 15A shown is an example of a web card when not in focus, however, the common features among the cards are discussed in greater detail. Header 1502 run along the top of the card. The color depends on the color scheme employed to differentiation the type of card: in one example white is used for web cards, black for channel cards, and blue and grey for system cards. Optionally the header includes a favicon 1504 (the favicon may be retrieved from the site being view in the case of web and channel cards and a custom favicon is employed for system cards). The header further comprises a title 1506 for the site or activity conducted, and a body 1508. In response to focus on a card the display of the card becomes a little larger relative to its display when out of focus and the card controls 1552-1556, FIG. 15B, are revealed on the header, when in a focused state.

Card options 1552, reveals the card options, and may in some embodiments invoke an animation of the card flipping to reveal selectable options. Share, 1554, is configured to permit a user to share the card with other user. Delete, 1556, removes the card from the home view. Card controls, such as 1552-1556 are typically not available for system cards, which typically can not be shared or deleted. According to one embodiment, the photos & video system card is configured to display the card options (in one example the photo & video system card permits selection of "Show in screensaver"). 1508, FIG. 15A, card body varies by the type of card displayed. In one embodiment, a web card body 1508 comprises a thumbnail of the current state of the web page. The current state thumbnail may be updated. Updates may occur in conjunction with a timer. Typically the timer is set for default operation, and is not configurable by a user, although in some embodiments a user may access and modify an update interval for web cards through system configurations.

The body of a channel card (not shown) comprises a visualization of the rss feed from the web site source. Sites that do not have rss feeds, typically, will not be able to be displayed as channel cards. However, customized visualizations for some static sites are

preloaded and for the preloaded static sites an rss feed is not used to display the web site content in a channel card. System card body (not shown) comprises a custom image configured to represent the system activity mapped to by the system card.

Options and Information Associated with Various Card Embodiments

According to one embodiment, selection of the card options icon causes the device to display a visualization of the card turning over. The "back side" of the card, FIG. 16 (showing a plurality of examples of the backs of various card types) comprises the following options: Show as channel 1602, which transforms a web card into a channel card, and vice-versa, based either upon checking or unchecking box 1604. If the channel is a photo and video channel, this control reads "Show as channel using [lens]." A lens is a customized visualization for computer content. Shown in FIG. 16 is an example lens "Slideshow" at 1606.

According to another embodiment, the option for show as channel is either shown as permanently checked for system cards that are always available as a channel (e.g. the photos and video card), or as absent for system cards that are not available as a channel (e.g. a system settings card or communications card). Show in screensaver, 1608, is an available option for channel cards. Typically 1608 is not an available option for other card types, however, the photo and video system card does permit its content to be displayed in the screensaver. According to one example, new channel cards are configured to not display in screensaver mode by default and this option is not checked for new channel cards. Shared from, 1610, provides information on the user or device from which the card was shared. According to one embodiment, system cards cannot be shared, and do not display "shared from" information. Additionally, shared from 1610, does not display for card generated by a present user. In one example, shared from 1610 is responsive to computer focus (e.g. hover). Hovering over the Shared From line, 1610, causes the device to display an informational bubble with a list of people to whom the card was shared. Other options may be employed for displaying shared from information. Other options may include linking to a display list for share from information, and in some embodiments may include displaying the shared entities on the back of the card without selecting 1610, Shared From. In such embodiments a maximum number of shared entities may be displayed before requiring selection of a more control. The more control expands on the

list of shared entities to provide for listings that do not fit within the space provided on the back of a card.

Shared to, 1612, provides information about whether and to whom the card has been shared. According to one embodiment, system cards can not be shared, thus no shared to information is displayed. By default shared to, 1612, does not display until a card has been shared. According to some embodiments, the "shared to" field is responsive to focus. In one example, hovering over the shared to line causes the device to display an informational bubble with the list of people to whom the card has been shared. Other options may be employed for displaying shared to information. Other options may include linking to a display list for share to information, and in some embodiments may include displaying the shared entities on the back of the card without selecting 1612, shared to. In such embodiments a maximum number of shared entities may be displayed before requiring selection of a more control (not shown). The more control expands on the list of shared entities to provide for listings that do not fit within the space provided on the back of a card. Optionally the more control may cause the device to display an information bubble containing the remaining shared entities and/or all the shared entities.

Organization of the Home View

Typically, the home view is configurable by the user. New items may be added, existing items may be moved and/or removed based on user selection. The home view further comprises some visual representations that can not be removed. Commonly requested system operations have visual representation displayed on the home view that can not be deleted. According to one embodiment, a user may reorganize the display but not remove representations for system operations. For example, visual representations that map to system operations (e.g. a communication card and a camera card) cannot be remove from the home view. Nascent cards, for example, the Browse the web card, can not be removed from the home view. According to some embodiments, the Browse the web card is further limited in configurability, in that, the positioning of the card will not change relative to the other cards. For example, the Browse the web card will always be displayed last. In other examples, nascent cards may have other positions that do not change, first to be displayed, last displayed on first page of the home view, etc. In some embodiments, even nascent cards may be reorganized in the home view display.

The user interface may include default settings for organization. For example, a default organization for the home view comprises an arrangement roughly based on order of creation, from left to right, top to bottom. Other organization may be employed right to left, top to bottom. In one example, the user of the streamline device is located in China, and the default organization is presented from right to left.

One example default setting for the home view establishes a number of cards to display per page of the home view. In one example the default caused the computer to render twelve cards on a page. In another example, the display of the twelve cards further comprises the tops of the cards on the next page or the bottoms of the cards on the previous page, as appropriate. In one embodiment, the home view includes maximal display thresholds configured to improve the ability of the user to absorb the information presented. In some embodiments, a maximal number of visual representations per screen is set. In one example, the maximal number of visual representations is used to define a GUI page. In another example, the maximal number of visual representations is associated with a maximal number of full view visual representations, and the page is configured to include portions of views of other visual representations available on adjacent pages. A computer operation that would cause the computer device to exceed the maximal number results in the creation of a new display page. The home view is organized into as many pages are required in order to maintain the maximal threshold of display items.

It is to be appreciated the different organization options may be employed for the home view. In one alternative, frequency of use may be employed to organize the cards displayed in a home view. The most frequently accessed content may be display first with the least frequently accessed content being display last. Another option includes the use of last accessed information associated with a particular card. The most recently accessed card may be displayed first and the card with oldest use would be displayed last.

Creating New Cards

An example process 1040, FIG. 10B may be executed to generate a new card. Process 1040 is executed in response to a user clicking the Browse the Web card on the home view at step 1042. In response to the execution of the Browse the Web card, the devices displays the card sliding to the right (or down to the far left on the next row if it is already on the far right) as a new web card is created in its place at 1044. At 1046 the

system renders apparent motion in the display, showing the system zooming into the new web card. At 1048, the system displays a quick access view configured to generate a mapping between the new card and web based content. According to some embodiments, newly added cards (whether created by the user or received as a shared card from another user) always appear at the bottom of the home view next to the Browse the Web card. In other embodiments, the Browser the Web card may display a different title, for example, "New Card." It is to be appreciated that the title is not particularly relevant to the nascent card, but rather, the functionality for generating new card is.

New cards may also be created on the fly during a browsing session as part of process 1080, FIG 10C. Process 1080 begins at 1082 in response to either a user clicking an "open in new window" link on a web page, or in response to a user executing a keyboard shortcut (e.g. Shift-click) to perform the same function. Additionally links that contain computer instructions to open link in new tab will invoke the same functionality at 1082. In these cases, the system shows an animation zooming out of the current card to the home view at 1084, optional step 1086 cause the system to display movement to the last page of the home view (if not there already), at 1088 the Browse the Web card slides out of the way, revealing the new card in its place at 1090, and finally zooming into the new card, 1092. Process 1080, may be implement in association with a timer to govern the overall execution time of process 1080. In one example, the process and animations should take no more than about half a second.

According to one embodiment, selection of the Browse the Web system card causes the system to execute a process for generating a new web card. As part of the process for generating a new card, the system presents a quick access view to the user. Referring again to FIG. 5, shown is an example of a quick access view. As discussed earlier, the body 502 of the quick access view may display a frequently accessed list of content. A user may select from the displayed content to generate a mapping for the new cards, and enter the web page view for that content. Additional at 510, the quick access view presents news from, for example, the device manufacturer. At 510, news regarding operation of a streamlined device may be shared with the streamlined device user community. Advice on new features may be provided, 512. And awareness drawn to new features. Hints and suggestions may also be displayed, for example, 514, referring users to GOOGLE DOCS, and on-line word processing/office suite solution.

According to another embodiment, creation of a channel card is available for sites with rss feeds or sites for which customized visualizations are available. From the home view any web card with rss feeds or with customized visualizations can be used to generate a channel card. From a web page view, hovering over the option add channel caused the system to display a preview of the channel card. In one embodiment a channel card includes features not observed in web or system card. For example, channel card 204, includes a display, 280, for an individual rss item received from the online source. In this case the rss item is a headline that permits direct access to an article (typically through a web card). Channel card, 204, will display a plurality of rss items one at a time through the channel card, thus the content in a channel card periodically changes, until al content items have been displayed. At that time the channel cards starts again from the beginning displaying each one of the plurality of source items.

Removing Cards

According to one embodiment, the home view may be configured by a user. A user may remove visual representations from the home view. In a card example, a user may access card option by providing focus on the card. As discussed above, card options are revealed in response to focus. Options may comprise a delete option. In one example, a delete option is display as an "X" in the upper right corner of a hover view of a card. To delete a card from the home view, a user executes the delete option by clicking on the "X." In response to removal of a card from the home the view, the remaining cards on the home view are reordered by the device. In one example, the reordering comprises shifting of the displayed cards to rearrange them into the organizational schemes discussed above. In order to ensure a close/delete selection was intended and to provide the user with the ability to change their mind, an information display bubble may be generated in response to the delete execution. The information display bubble maps to functionality that causes the device to undo the delete operation in response to selection by the user.

According to one embodiment, a dialog bubble is displayed off of the header of the home view. The dialogue bubble displays a message confirming the delete operation and further comprising a mapping to functionality provided, the causes the device to undo the delete operation in response to selection. According to another embodiment, hot-key functionality is provided that cause the device to undo that last activity performed by the

device. In one example, ctrl-z, is mapped to functionality that permits the last activity to be undone.

Home View Navigation

According to one embodiment, the home view in configured to display a maximum number of visual representations. For embodiments employing cards that map to computer content and/or operations the maximal number of visual representations will restrict the number of cards displayed per page of the home view. In one example the display number is set to twelve. In response to exceed the display number, the device executes operations designed to render a new page for the excess. In response to multiple pages, the device is configured to display indications of content (e.g. cards) on adjacent pages. In response to movement of a pointer, visual representation displayed on the screen tracking computer focus, new pages may be displayed. In one example, multiple pages are provided by the view. The display rendered by the device give a user the impression that adjacent pages appear above and below the current page view. For example, indications of adjacent card content appear at the top and bottom of the home view body. By scrolling the pointer towards the bottom of the screen the user causes the device to display the next page of the home view, further by scrolling the pointer towards the top of the screen the user causes the device to display the previous page of the home view. Additionally, according to one embodiment, arrow keys provided on the device's keyboard may be used to navigate pages of the home view. In one alternative, keyboard shortcuts mapped to navigation functionality. In one example, keys with mapped navigation functionality include shift-arrow, crtl-arrow, alt-arrow to provide further navigation options.

One may navigate away from the home view at any time by selecting a visual representation and causing the device to execute the mapping associated with the representation. In one embodiment, a user selects a card and in response the device renders a page view appropriate for the selected card (e.g. web page view for a web card). In one embodiment, an integrated scroll wheel provides navigation functionality from the home view. Scroll wheel functionality may be dependent on state of the device, and may also be dependent on configuration of the device. In one example, the device's present state is its home view and manipulation of the scroll wheel causes the device to display the channel card view. According to one embodiment, returning to the home view is streamlined for the user. This may be accomplished through navigation buttons on the

keyboard, for example 168, FIG. 17. The navigation button operates as a toggle between present view and home view, returning a user to the home view when the present view is elsewhere, and returning the user to the previous view when the present view is the home view. A navigation element provided in visual representation of computer content may also provide the same functionality. For example, navigation button 250, in home view 200. In another example, a navigation button, 352, FIG. 3C is provided in a web page view.

Reorganization of visual elements in the home view may implicate navigation with the home view. In one example where the home view presents cards to a user through multiple pages, moving cards across the pages requires navigation within the home view. According to one embodiment, specialized navigation options are provide to render sufficient context for the relocation across pages. In one example, a user drags a card across pages within a home view. The device in response to the drag across pages modifies the display of the home view to show a zoomed out display of the home view. The zoomed out display is permitted to violate any associated threshold with respect to number of displayed items on a page of the home view. The zoomed out display in a view of multiple pages with each element of the pages being reduced in size to allow them to be displayed in one screen. For long lists of cards, or other visual representations, this may result in extremely small visual representations or cards. It is realized that even thought the result may be visual representations so small that they cannot be fully appreciated, the user goal is to relocate a card, and the temporary loss of interactivity to the user will not impact the user operation. Once a card is relocated, the device caused the display to "zoom" back out to conform to management and organization scheme discussed, including maximal display thresholds, for example.

Navigation away from the home view may also occur through selection of the visual representations that map to computer content and/or functionality. In one embodiment, clicking on a card will zoom into that card, revealing the page view for that card. In one example, clicking on a web card caused the device to display the web page view for that card's content. In another, clicking on a channel card may invoke different behavior. In a channel card example, the navigation behavior depends on the location within the card that is clicked.

Some channel card embodiments, display items from rss feeds one at a time, scrolling through the rss items based on a timer, and in one embodiment, based on selection of navigation tools within the card. If a user clicks on the body of the channel card for example, the device causes the channel page view to be displayed for that card. If a user clicks on an rss item displayed in the channel card, the device causes a web page view for the specific content to be displayed. In one embodiment, a channel card maps to a content feed from the NEW YORK TIMES. Clicking on an article title in the channel cards causes the system to execute a mapping to the content by opening a new web card and zooming into the new card's web page view of the selected article. Clicking elsewhere the channel card causes the system will zoom in to the channel page view for that card.

According to one embodiment, searching from the home view causes the user interface to navigate away from the home view. For example, entering search terms into search box 254, FIG. 2, cause the device to execute a process for generating a new web card and navigating to the page view of the newly created web card. The device in creating the new web card automatically creates a mapping to web content based on default settings. In one example, the default settings provide for searching to occur through the well known search tool GOOGLE. Other search tools may be established as the default. By accessing a system card for settings, in one example, displayed as a Settings card, a user may change the default for the search tool. Further default operations are provided by the user interface. While in the home view, any typing that occurs on the keyboard (except for hot keys and keyboard shortcuts) will be default populate the search box of the home view. Pressing return or clinking on the search tool 255, will execute the process for a new card and pass the search terms to the default search tools, and the device displays the web page view of the default search tool and its response to the search terms.

Example Page Views

According to one aspect a streamlined user interface is provided, that permits a user to access electronic content on a device responsive to context and responsive to device configuration. According to one embodiment, an element of a graphical user interface that provides streamlined access includes a plurality of views of computer content. Another element of the GUI, includes visual representations of computer functionality and/or content that are associated with a mapping to at least one of the

plurality of views. In one example, the visual representations comprise cards, as discussed above. The various types of cards can each be associated with one of the plurality of views, and may also be associated with multiple views. A high level view may be provided to manage and organize the (for example in a home view). The card may be associated with a lower level view which permits more direct interaction with the viewed content. In one example, a web page view permits a user to interact with displayed web content for a web page. Other views including a channel page view, provide lower level views that permit interaction with content specific to channel cards, and system page views provide, for example, a lower level view of system functions mapped to by the system cards. System cards may be further classified into nascent cards, and different page view provided according to classification.

According to one aspect, methods and systems for streamlining user interaction with computer content and operations may include a process for providing consistent feature accessibility across a plurality of views and a plurality of visual representations of computer content. Fig. 45 illustrates one example process, 4500, for providing consistent accessibility to computer content across a plurality of views and a plurality of visual representations of computer content and/or operations. At 4502, a view of computer content is provided. The view is configured to include visual elements responsive to computer focus, however achieved. The view of computer content includes a header display further comprising a focus header display and an unfocused header display. In response to focus, the focus header display reveals additional controls associated with the computer content, 4504. At 4506, focus is removed from the focus header display and the computer system transitions the view of content to an unfocused header display, concealing the additional controls at 4506. In one embodiment, responsiveness to focus provides for user consistency in accessing a plurality of views and with respect to visual representations of computer content, and at 4508 a plurality of representations and views provide additional focus responsive displays, which are configured to include focused and unfocused presentations.

According to another aspect, methods and systems for streamlining user interaction with computer content and operations may include a process for providing consistent feature accessibility by providing a primary means for navigation to computer content and computer operations to occur through a consistent view. Fig. 46, shows an example

process, 4600, for providing consistent navigation operations to a user. At 4602, a home view is presented to a computer user. The home view presents an organization of a plurality of visual representations of computer content, 4604. The visual representations form the building blocks of the home view. Each visual representation is mapped to computer content and/or operations that a user may select by, for example, hovering on the visual representation, by clicking on it, and by using hot keys - among other options. At 4606, a user executes the mapping to the computer content and/or operations. In one example, execution of the mapping causes the computer to navigate to a first view of the content. In some embodiments, process 4600, comprises further computer logic executed by a processor to access a stored mapping, and to generate the rendered presentation on the computer display of the first view.

Typically the first view comprises a navigational elements displayed in a portion of the first view. The navigational element is mapped to the home view. In one example, the home view also comprises a navigational element, and a user may toggle between the first view and the home view by executing the navigational element. In process 4600, a user executes the navigational element to return to the home view at 4608. In one alternative, a button, a sequence of keyboard keys, a hot key may also cause a computer system to execute a transition to a home view. In another alternative, the same button, sequence, of keyboard keys, and hot key may cause the computer to return to the first view upon a subsequent execution. Returning to the home view at 4608, presents the user with a consistent view of content options, and the user may select a new first visual representation mapped to other computer content at 4610. Execution of the new first visual representation caused the computer to navigate to a first view of the mapped computer content, returning process 4600, to step 4606. Again the user may select a navigational element to return the home view at 4608 to select yet another first visual representation. In some embodiments, process 4600, represents a resident process that runs in the background throughout operation of a computer device. In other examples, process 4600 may be exited by powering down the computer system (not shown). And in one alternative, a user may exit process 4600 by selecting different navigational tools that execute mappings to other views. In another alternative, (not shown) a view selector may be invoked by changing a configuration of a streamlined device. Invoking the view selector can cause the computer system to execute a transition to a different view without a

return the home view. In one example, invocation of the view selector by changing the device configuration from laptop to easel, causes the computer system to transition from a home view to a channel view.

Example Web Page View

According to one embodiment, a web page view is the computer implemented expression of a selected web card. The web page view is configured to present a consistent view of web based content to a user. The web page view comprise a number of elements that are maintained across the web page view of different content, although in some examples additional features may be provided to address unique aspects of the content being viewed. In one embodiment, the web page view includes a header, 354, FIG. 3C, a body, 356, optionally a scroll bar 358, and a navigation element, 352. It is to be appreciated that individual web page views may comprise additional elements, and should not be read as limited to elements discussed with respect to this example. The Header 354, is responsive to focus of the device. In another embodiment, the header is responsive to the type of content being displayed. In one example, the header is further responsive to the communication protocol user to access the web based content. The header portion may also be responsive to the state of the device, and state of the computer operation being performed (e.g. loading content).

Accordingly, in one embodiment the header 354 element of the display appears differently based on focus, content, and context of the web site being viewed. When the header is out of focus, for example, the header may be rendered in an out of focus display, shown by example in FIG. 18A. The header display comprises navigation element, 1802, page title 1804, optionally a visual element associated with the web page is displayed 1806, the visual element may be a favicon (reduced scale image associated with a website), and where appropriate the header displays a lock symbol 1808 to indicate a secure site. For secure sites, hovering over the security symbol 1808, caused the device to display additional information regarding the security of the site. In one example, a dialogue box appears including information on the security signature for the site.

Page title provides the user the name of the page s/he is on in human-readable form. In some embodiments, when the header is out of focus, the title of the page extends to the right as far as possible. How far the title is display is dependent on what other elements are included in the header. For example, when the header is out of focus the title

has the most room in the display. Upon focus, the device causes the header display to change. In one example, FIG. 18B illustrates a header, 1850, in focus, and device now displays additional tools in the header. Additional tools may comprise a share tool, 1852 (for sharing the web card mapping to the view), bookmark tool, 1854 (adds web page to bookmark list), more tool, 1856 (permits revelation of additional tools), search tool, 1858, and close tool, 1860. Additional tools may be displayed in the header on focus, including, for example, back and forward buttons, 1864 that may be used to access other pages in browsing history. Additionally, the title display from unfocused view, 1804, FIG. 18A, may be transformed into a web address box 1862, FIG. 18B. In one embodiment, focus on the header display 1850, causes the device to transform the title display into an address box, 1862. The address box maintains the title of the web site, until a user interacts with the address box, by for example typing into it. Once the system detects interaction with the address box, the display in the address box will indicate a url and/or uri for the current site (or whatever the user is typing). Other options may be made available through the header by display and selection of a more tool, 1856. For example, the device displays a toolbar, 1904, in response to user selection of the more tool 1902, FIG. 19. The toolbar supports operations, 1906, provided by conventional browser of other known systems. The toolbar 1904 may also be revealed in response to keyboard short-cuts, for example, crtl-f opens a search box, 1908, permitting the user to specify terms to find within the web page view. The toolbar display may be responsive to the content appearing in the web page view. For example, the device will display zoom tools instead of –text size and +text size in response to .pdf content.

Other standard operations and options may be supported in the toolbar. In one embodiment, the toolbar supports, find in page, find in page Next / Prev, for scrolling through hits within the page, save photos, - text size / + text size, to increase or decrease the size of the text (text sizing may be implemented globally so that changes in text size for one web page view will affect all web page views – alternatively the setting may be local to the present web page view), refresh, cut, paste copy, and print. Print and save behavior for a streamlined device does depart from conventional operation.

According to one embodiment, the header may also display additional tools whether the header is in focus or out of focus, responsive to the content of the page. In one embodiment, the header, 1890-1891, FIG. 18C, displays an add a channel tool, 1892,

regardless of focus (1890 out of focus, 1891 in focus). In one example, the device determines that the accessed content has either a rss feed, or a custom view for the static web-page, and in response reveals the add a channel feature in the header. Selecting the add a channel causes the device to execute a process for generating a new channel card as discussed further herein.

According to another embodiment, the state of the content in the view may impact the tools displayed. For example, when a user is interacting with the address box (e.g. to enter a URL or URI) or when a page is not fully loaded, possible actions are limited. The device causes the header display to adjust to remove options that are unavailable (e.g. namely Share, Add channel, Bookmarks, and More), and adds the following elements Go/Stop tool 1895, FIG. 18D, and a status indicator 1896. Selecting Go causes the device to initiate navigation and start loading a URL or URI listed in the address box. The stop button appears while a page is loading - clicking the button will stop the page from loading. The Go/Stop tool toggles between a presentation of Go when a page ahs not yet been loaded and Stop when a content is being accessed, for example. The status indicator may include a customized visualization. The customized visualization may be configured to tie various functions and features together. In one example, the status indicator is configured to display as a "loading spring," 1896. 1896, is animated to show that the device is actively downloading content. It is to be appreciated that although the Go/Stop tool is display in the same space on the header in the described example, the display for either function may also be rendered separately, or display above and below, among other options.

The header display may be further responsive to focus and selection. In FIG. 18E, shown is a header after selection of the search tool 1858. In response to selection of the search tool, the device alters the heading display to include an search box 1898, for entry of search terms. Once the search is initiated the device alters the header to eliminate search box 1898.

Navigation within Web Page View

According to one aspect, navigating web pages within the web page view is similar to existing browsers on other systems. For most links, when a user clicks the link, the device executes a process to load a new web page into the body of the current web page view, replacing the contents of the current page. The device operates different in response

to links that request a new window. For new window links or new tab links the device executes a process to generate a new web card, and further the new card is mapped to the link destination. The device executes functionality that causes the display to "zoom" into the new card and present the content from the link destination.

According to one aspect, transitions between active web page views occurs through the home view. The user selects a navigation element (e.g. 352 FIG. 3C) to return to the home view, alternatively, a navigation button (e.g. 168, FIG. 17) will return the user to the home view. In another embodiment, hot keys and/or shortcut keys may be employed to cause the system to return to a home view. In response to selection of the shortcut and/or hot keys, the device executes a transition to the home view. From the home view a user may select any other card or generate new cards, as discussed above.

Creation of channel cards occurs differently from a web page view, than when done in a home view. In one embodiment, in response to selection of add channel in a web page view, the system returns to the home view, displays the creation of the new card, and presents the creation of the new card so that both the new card and the web card from which add channel was selected is displayed. In this example process any maximal display threshold may be ignored in order to display both the originating card and the new channel card. Once the card generation is complete the system zooms back into the original web page view for continued browsing. Alternatively, a system may enter a channel view of the newly created channel creation. In one embodiment, the behavior of the system may be altered according to settings accessed through a system card, and in one example a settings card.

Channel Page View

According to one embodiment, the channel page view is the zoomed-in computer implemented expression of a channel card. A channel page view presents a unique view into content made available through a website. The channel page view employs visualizations similar to corresponding visualization on channel cards but the large format of the view allows for a better display of content, and provides for increased interaction with users. The channel page view also comprises a mapping from the display content to the source from which the content is derived. Typically, content displayed in the channel page view is derived from an rss feed associated with a web-site. Additionally, some non-rss sites have customized visualizations that can be accessed through a channel page view.

According to one embodiment, the channel page view configured to present a consistent framework for user interaction with rss style content. The channel page view comprises a number of elements that are maintained across the channel page views of different content, although in some examples additional features may be provided to address unique aspects of the content being viewed. An example channel page view is illustrated in FIG. 20A, 2000. The channel page view shown includes a header 2002, which includes a display for the title of the channel page view, 2006, a share tool, 2006, web link 2008, and status indicator 2010. The header may also include navigation element 2012 for returning to a home view among other functionality. The channel page view also includes a body 2014, for displaying available rss items 2016-2022. Selection of the displayed rss items 2016-2022, caused the system to display the web page view of the selected article, web link 2008, shown as "go to web page" in FIG. 20, creates a new web card for the page from which the channel was created.

Other channel page views may also be employed. FIG. 20B, illustrates another example of a channel page view, 2050. Shown in 2050 is a specialized channel view for a news channel. Example view 2050 is separated into two scrollable columns, providing a headline column 2052, for displaying individual rss items and a content column. Content column, 2054, presents the details of rss items (if the content does not require additional space other than the displayed screen a scroll bard will not be displayed). The content column shows the headline, 2056, includes the time the item was posted 2058 (in one example relative to current time), the author, 2060, and the item's description, 2061, in its entirety. According to one embodiment, images and/or script (html, xml, etc.) may also be displayed in the content column (not shown). The content column may also comprise a navigation element, 2062. In one example the navigation element is labeled "full story." The system launches the item's url as a new web card, and transitions to a web page view of that url in response to selection of 2062. Optionally, focus and/or hovering over the full story button causes the system to generate a preview view of the new card that would be created in response to selection of full story.

Selection of one of the content items, e.g. 2070-2076, causes the system to display the headline, author, posting time, and full description for the selected rss item. Scroll bar, 2080, is displayed if the number of items in the headline column, 2052, require additional pages of display. A scroll bar may be display in the content column as well, if the content

display requires additional pages. According to one embodiment, channel page views are configured to retain current state. The system accesses retained state when revisiting a channel view. According to one embodiment, a process for accessing a channel page view determines if any state information is retained for the channel page view. In response to a determination that state information exists, the system presents the last accessed content item in the content column. If the last content item is no longer available, the system selects the first content item by default.

An alternative view of channel content comprises a full screen view of rss items. In one example a channel full view comprises a headline display center in the screen. According to another embodiment, preview text is displayed in conjunction with the rss item. In one example, the channel full view includes displays configured to identify the source of the rss feed. In another example, a logo for the source feed is captured and displayed as part of the channel full view. In response to selection within the channel full view, the system displays a content menu permitting selection of any of the rss items for the content source. In one embodiment, the content menu appears as a list of rss items displayed at the lower portion of the channel full view. The content menu is configured to be responsive to manipulation of the embedded scroll wheel. Manipulation of the scroll wheel progress through the displayed content menu, and in response the system displays the selected content in the full view with preview text appearing below. Shown in FIG. 21 is an example of a channel full view 2100, with content menu 2102 activated by selection. Manipulation of the scroll wheel causes the system to scroll through the items in the content menu. In one embodiment, the content menu transitions between selections by rendering the apparent movement of the entire content menu either to the left of the right depending upon the orientation of the manipulation of the scroll wheel. Alternatively, the content menu is also responsive to arrow keys on the keyboard. Depressing an arrow key cause the system to display the apparent movement of the content menu to the next item.

According to some embodiments, the various channel views, for example, page and full view may also include animations of transitions between available rss feed items. Default operation of the streamlined computer system and streamlined user interfaces cause the system to display transitions from one rss item to the next in association with a time period. Transitions may include animations that cause the system to display new rss items sliding into position as the previous rss item slides out of view. In one example, an

rss headline item slides out of view in response to the next headline item sliding into view. The device and user interfaces may also be responsive to manipulation of the scroll wheel. For example, manipulation of the scroll may by default invoke a transition to a channel card view.

System Page View

According to one embodiment, the system page view is the zoomed-in computer implemented expression of a system card. The system cards provide a user with the ability to interact with the device's settings and other computer operations. System cards also enable a user to access customized functionality, for example, photo and video interactions. According to one aspect, certain interactions with computer content are identified as special. The identification of special interactions is reflected in render those operations as system cards. System cards have the property, that they cannot be removed by a user. This insures that identified functionality remains available regarding of user intention. Additionally, the number of system cards can be limited, providing a distinctive interface element for system operation and important interactions even within the streamlined GUI. In one embodiment, system cards are limited to a photo and video card (controlling photo and video operations), a settings card (permitting access to device settings), a bookmark card (discussed herein), a camera card (permitting set and interaction with a camera), and a browse the web card (discussed herein). Although it is to be appreciated that other system card may be implemented and the invention is not limited to the system cards provide as example above.

The anatomy of the system card is similar to the anatomy of other cards. For example, an embodiment of the system card includes a header, 2202, FIG. 22, a navigation element, 2204, a title 2206, and a body 2208. As discussed herein, nascent cards may be categorized as a type of system card. Alternatively, nascent cards may comprise their own category. While nascent cards share a similar format as the other cards, nascent cards do not have a page view. Nascent cards map directly to system functionality, that is executed upon selection or as part of a call from another process.

Channel Card View

According to one aspect, a channel card view is provided to display high level navigation options to a user, to enable streamlines selection of content and operations by making selections within a streamlines view. Similar to the home view the channel card

view is configured to render a consistent organization of navigational elements of a streamlined graphical user interface. Unlike the home view, the channel card view is not based on pages of display, rather the channel card view is organized to display only one type of content, that is content that may be rendered in a channel (i.e. having an rss feed or customized visualization, and for special system cards). The channel card view is available in both laptop and easel modes of the streamlined device. In response to configuration of the device into easel mode, the channel card view is rendered by default. The content displayed in the channel card view is dependent on the channel cards displayed in the home view. Alternatively the channel card view may be invoked by operating the scroll wheel embedded in the device.

In response to operation of the scroll wheel, the system displays the channel card view, FIG. 23, illustrates an example of a channel card view, 2300. According to one embodiment, the channel card view comprises selector display 2302. In another embodiment, the channel card view includes a selector display, 2302. The selector view is invoke upon the first click of the scroll wheel while in easel mode, in laptop mode, additional clicks may be required to invoke the channel card view and selector. In one example, the three clicks are necessary to invoke the channel card view while the device is in a laptop mode. In another example two clicks are required. Upon invocation the channel card view comprises a visualization of the channel cards available for selection. In one example, the visualization resembles and behaves like a rolodex. As the user moves the scroll wheel individual channels 2304-2310 appear to flip around the hinge of the device. In response to selection, the foremost channel card displayed is selected and displayed full screen. In one example, selection includes activation of button 168, FIG. 17, from the easel mode of the device, although in laptop mode selection can occur in a number of ways including by operation of button 168. In another example, a different button may be selected or short cut keys selection, among other options.

In response to selection from the channel selector view, the system displays a channel page view. On example of a channel page view for photo content is shown in FIG. 24. According to one embodiment, the channel page view of the photo content automatically scans though each photo by default in the channel page view. The photo display restarts again at the begin when the end of the photo content is reached. In another embodiment, the default operation is to display only the selected content item (e.g. photo).

FIG. 25A, illustrates an example logical diagram of the behavior for the channel view. From channel page view 2502, selection of the menu button (e.g. FIG. 4, 166), caused the device to display the content menu, 2504, over the present channel page view. Selection of the menu button from the content menu, causes the device to display the selected content item in a channel page view 2502. From channel page view 2502, operation of the scroll wheel (e.g. FIG. 4, 132), causes the device to display channel selector view 2506.

According to one embodiment, photo content displayed as a channel in the user interface, can be accessed similarly. Shown is an example of channel functionality, in logical diagram 2550, FIG. 25B. From channel page view 2552, of the photo channel, selection of the menu button (e.g. FIG. 4, 166), causes the device to display the content menu, 2554, over the present channel page view. Selection of the menu button from the content menu, causes the device to display the selected content item in a channel page view 2552. From channel page view 2552, operation of the scroll wheel (e.g. FIG. 4, 132), causes the device to display channel selector view 2556.

According to one embodiment, channels for displaying video content and/or audio content operate with a different logical flow. In one example, additional interactivity is required to allow a user to, for example, stop a video, start a video from the middle, among other options. According to one embodiment, the streamlined device must be able to accommodate routine operations through manipulation of only a scroll wheel and a mouse, for example when the device is in an easel mode. It is to be appreciated that in other configurations the logical flow for the behavior of the channel view may be different, and may take advantage of addition input/output devices available in other device modes. Shown in FIG. 28, is an example of a logical flow for device/UI functionality, during the normal operation of a channel view of video content. At 2802 shown is a channel page view of video content, select of button (e.g. FIG. 4, 132), causes the device to display contextual menu 2804. Contextual menu, includes a visual representation of selectable options, 2806. The selectable options rendered include at least a rewind/fast forward selector, resume selection, other episodes. Selection of rewind/fast forward selector invokes a timeline controller 2809 shown in the content page view, 2808. The time line controller is responsive to rotation of the scroll wheel, providing fast forward in one direction and rewind in the other. From 2808, selection of button 132 causes the device to return the view to channel page view 2802. Selection of resume form 2804, also causes

the device to return the view to channel page view 2802. Selection of other episodes from 2804 causes the device to invoke content menu 2810, which provides a selector view of available content for the channel. Selection of content, 2811, from the selector view causes the system to play the selected content in channel page view 2802. From channel page view 2802, the devices displays channel selector 2812, in response to operation of the scroll wheel. The logical flow illustrated may be used for interactions with audio content as well, for example, to control playing of .mp3 or other audio file.

Selecting Device Configurations

According to one aspect, systems and method for streamlining user interaction with electronic content include a plurality of physical configurations for a streamlined device, the streamlined device may be, for example, a portable computer. As discussed above the plurality of configurations may represent modes of operation of the device, and include for example laptop mode, easel mode, among others. According to another aspect the user interface that governs interactions between the user the device and accessed content is responsive the selected mode and/or configuration of the streamlined device.

According to one embodiment, the streamlined device retains information on device configuration and/or mode. In on example, information is maintained as a state variable in a systems register. In another example, the system may obtain state from signals provide by an embedded sensor, as discussed above. The state information may be used to generate a system response, when the device detects a change in configuration and/or mode.

In a typical setting a user interacts with a streamlined device in one of two viewing modes. The two viewing modes reflect a level of interactivity with the device being viewed. A lean forward view encompasses interactions between a user and conventional computer systems. One example includes a user typing at the keyboard of their laptop computer, in essence, the user leans into the computer device and display to perform interactions and view content. Similarly a user's interaction with desktop computers are conducted through a forward mode of interaction. It is realized that traditional computer devices and systems are notorious bad at permitting interaction with content and the device from greater distances.

Interactions with content and other device for example a television are included in the second type of viewing mode. A lean back mode of viewing is meant to encompass

ordinary television viewing, and the interactions a viewer has with their DVR for example. Television and their associated devices and configured to provide for lean back styled interactions. It is realized that conventional system and methods fail to provide for the transition from lean forward to lean back interactions. As discussed above, streamlined devices can accommodate a plurality of configurations, and individual configurations may be designed to accommodate the different viewing modes. Additionally, the streamlines user interface is configured to be responsive to the configurations. For example, transitions from a laptop mode of the device may trigger changes in the user interface. According to one embodiment, a transition from laptop mode to easel mode, causes the device to transition from either a home view or web page view to a channel selector view. The transition from laptop to easel, may also trigger a transition from a channel page view to channel selector view. In one alternative, the transition causes the device to display a channel full view for that channel card. The transition from easel to laptop may also cause the device to alter the view displayed to a user. In one example, if a new card has been shared, the device causes the home view to be displayed. The last page of the home view is displayed where the new card is rendered.

According to another embodiment, methods and systems for streamlining user interactions may include a process for transitioning between different user viewing positions. Shown in Fig. 48, is an example process 4800, for permitting a user to select a viewing mode for a streamlined device, and in response displaying a user interface view configured for the selected viewing mode. At 4802, a streamline computer system presents computer content using visual representation optimized for different viewing modes. In particular, ones of the visual representations are configured to display in a "lean forward" user viewing mode and a "lean backward" viewing mode. In one example, a lean forward user viewing mode includes a user typing at a keyboard of a laptop computer. In another example, a lean backward user viewing mode includes a user viewing a television from a distance. One should appreciate that the examples provided are illustrative and are not intended to be limiting. A streamlined device permits a user to select a device configuration most suited to a particular user viewing mode. For example, a user may rotate a streamlined device's display relative to its based about an longitudinal axis, transitioning the device from a laptop mode to an easel mode. According to one embodiment, the easel mode of the device permits improved "lean back" interactions with

computer content. In other words, the easel mode makes it easier to view the streamlined device's display from distances greater than conventionally used with laptop computers. Selection of a lean backward user viewing mode at 4804, triggers the streamlined device to transition to a content display that improves user interaction. On one example, in response to the user selection at 4804, the computer system display transitions to a channel viewing mode at 4806. The channel viewing mode is configured to present computer content, in large footprint displays, and further is designed to streamline user interaction with the streamlined device by permitting access through a first I/O profile associated with the streamlined device in easel mode. The first I/O profile in easel mode may consist of a scroll wheel and a selector button. In some embodiments, the first I/O profile may include a volume control.

Other processes may be invoked to cause a user interface to transition between views in response to changes in device configuration. Shown in Fig. 49A, is an example process 4900, for transitioning between a lean forward view to a lean backward view. At 4902, a user changes the streamlined device configuration from laptop to easel mode. In response the computer system switches view from its current view to a channel view. In some examples, the computer system is already in a channel view, and no transition is implemented. The easel mode of the streamlined device is associated with a first I/O profile including an integrated scroll wheel and a selector button. Upon manipulation of the scroll wheel, a view selector causes the computer system to display a progression through a sequence of channel cards as the scroll wheel is rotated, at 4906. Optionally the sequence may include other customized cards (in one example a photo and video card). Upon selection of a displayed channel card, a channel full view is invoked at 4908. The channel full view displays the content of the selected channel card in the entirety of the computer system display screen. The system returns to the channel view in response to further rotation of the scroll wheel.

Shown in Fig. 49B, is another example process, 4950, for transitioning between user views. At 4952, a user changes a device configuration from an easel mode to a laptop mode. In response to the change in mode, the device displays a home view of available content, at 4954. In some examples, the system may already be in a home view and no transition occurs. The user may interact with the streamlined device through a second I/O

profile at 4956. In some embodiments, the second I/O profile includes a keyboard, a touch pad, buttons, web cam, and a scroll wheel.

Streamlined Device Community

According to one aspect, a common experience may be created for multiple users, fostering a community experience. According to another aspect, the common experience may also include a community aspect. The community aspect includes sharing of content between users, sharing of content and configurations, sharing of content, configurations, and customizations, among many other options. In particular, sharing may involve the transmission of user interface elements to other users. The visual representations that map to content and/or computer operations on one device may be transmitted to another device or another user. In one example, a user may share a card and any of its configurations with another user. Access to the shared user interface elements, in some embodiments, facilitates communal computer usage. In one example, a first user may be watching media on their streamlined device, another user known to the first user, may receive a user interface element that retains information related to the accessed content and information related to the present context. That is for the first user watching a movie, the first user may share the user interface element (e.g. a channel card mapped to video content) through which s/he is accessing the move, and permit the another user not only to watch the movie, but to take up the movie at the same point in time, so in essence, they get to enjoy the movie together. Content and context retention by user interface elements that can be shared provides unique advantages to the users of the streamlined devices.

In some embodiments, the community aspect incorporates formation of groups. In one example, groups are formed based on at least one of a social relationship, familial relations, work relationship, etc. Different groups may share different content and even different context for the same content through for example, shared user interface elements. Groups may be further organized into nodes or a node may comprise the group. In some examples, a family forms a node regardless of the family's location relative to each other. As part of the configurations that may also occur as part of the device's purchase, at least one of the users identifies his/her family members. The family members are configured into a node. The node may be used to permit sharing of content. The node may be used to permit sharing of cards. Further updates to configurations on device in the node may be propagated automatically to other devices in the node.

Communication between groups members may take place over the internet. In one embodiment, a sub-network utilizes the internet or other communication network to communicate between streamlined device users. In another embodiment, a service is hosted for streamlined device users to facilitate communication. The service may also be connected to the internet and in one example functions as a gateway between users, their devices, content, sharing, and communicating. The service facilitates real time sharing, in one example a user may share a movie s/he is viewing with another. Not only may the user share the information that s/he is watching a movie, but the user may allow another to watch the movie starting at the same place, allowing the users to perceive they are watching the movie together.

FIG. 29A, illustrates an example interaction between a user, the device, and the user interface, where the device causes a web card to be shared to other users. Shown is web page view, 2900, in response to user selection of share 2902, the device displays a share interface 2904. The device accesses the user profile to determine any groups or nodes that the user has created. In example view, 2900, the user has only one group, family members 2906. Each entry listed in family members represents another streamlined device/user. Box 2908 permits sharing of the card with other users of conventional systems. Comment may be included. For example, a user may type any comment on the card being share into box 2910. Comments entered on a shared card are display with the card on receipt by another streamlined device user. The user selects any one or more of the listed members 2914-2920, or the user selects 2912 to share the card with all the listed members. Once the selections have been made and any comments entered the user selects 2924 Share! And the card is transmitted. By selecting Never Mind 2924, the device closes the share interface. In FIG. 29B, shown is an example of a web page view after a share operation has been completed. At 2950, the device notifies the user that the selected item has been shared. For other streamlined device users share content is received by their streamlined device as a web card. For other users, an e-mail with a link to the content is delivered. It is to be appreciated that FIG. 29A, illustrates a user with one group or node. In other embodiments, a user may be permitted to generate a plurality of groups or nodes. Box 2926 may first display a list of groups, that a user may select from, in order to show the members of the selected groups. In one embodiment, box 2926 lists more members that can be accommodated in the space provide by the interface.

An optional scroll bar may be displayed into to permitting display of additional group members.

FIG. 30 illustrates an example of a received shared card, 3000. The state of the streamlined device may impact behavior of the device in response to receipt of a shared card. In screensaver mode, a streamlined device presents received shared cards as part of the screen saver view, 3000. Comments included with the shared card, are presented in an overlay box 3002, and any text that does not display is a first screen is scrolled into view 3004, while the content of the shared card is displayed. The overlay box 3002, may include an image of the user who shared the card and/or content, at 3006. Shared display 3000, may also include an indicator regarding the number of content items in the shared card. For example at 3008, the number of content items in the photo set being displayed indicates 1 of 4. Other information associated with individual content items may also be displayed at 3010. In the screen saver mode, the shared content items are each display, a timer controls the length of time each item is display before continuing on to the next item. The device then returns to any screen saver content that was being displayed when the shared card came in.

For users receiving shared content while in an active view (e.g. non-screensaver views), the system may provide a notification message to indicate shared content. From the home view, for example, the system generates notification message to display in a message bubble. An visual indicator is employed to notify the user that a system message is present. In one example, the navigation item displayed in the home view (e.g. FIG. 2, 250), is animated to indicate a message. An example notification is illustrated in FIG. 31. Navigation element 3102 may be animated, the device displays message bubble 3104 upon focus resolving on element 3102. The user may select 3106 or 3108. Upon selection the device displays the shared card of 3106, or the device returns to the home view 3108.

Similar notifications may be employed in conjunction with other views. Further similar notifications may be used for other contexts. In response to displaying a web page view of a web page with stored user name information, a device may present a notification message regarding the availability of account information. FIG. 32 illustrates an example message for a site with two stored accounts. By default the system displays the content without using the stored account information. The device causes the message to disappear if a selection is not made, or if browsing activity continues without selection of an

account. According to some embodiment, notifications can either require a response/action or the notification may disappear if no action is taken. Typically, notifications that do not require an action are used to convey information.

In one embodiment, from channel view in laptop mode, the notification of the arrival of new cards is the same as in home or page view. Typically navigation element 3302, FIG. 33, does not appear in the channel view. In response to a new card, the device displays 3302 and may animate its display. In response to focus on the 3302, a notification bubble 3304 appears. The system displays the home view for the page containing the first new card in response to selection of 3302 or 3306.

When a notification is available in channel view, moving the scroll wheel invokes the Channel Selector view, but the system displays the first new card default (instead of the current channel). When in channel view in easel mode, the notification of the arrival of new cards is similar as above, except that both the navigation element and the notification bubble may appear at once. Shown in FIG. 34, is an example of a notification message from a channel view while in easel mode. The system displays both 3302 navigation element and 3404 message bubble together in response to shared content.

In one embodiment of a streamlined device, the user interface is configured to provide for passive viewing of selected content through a screensaver mode. The device enters screensaver mode in response to the expiration of a idle timer expiring. Any interaction with the device causes the device to exit screensaver mode. In screensaver mode, channel cards and content are display in order. An idle time out period may be established to force a transition to a new channel in the event the idle time out period is exceeded before all the content of the channel is displayed.

According to some embodiments, the community experience is enhanced through particular features and functions facilitated by the device, the user interface layer, and/or configurations designed to facilitate interaction among users (either with the device features themselves or also with third party services). According to another aspect, community experience and/or community learning furthers adoption and/or integration of new computer features into a particular user's routine. It is realized that facilitation of communication and/or content sharing across users improves introduction of features and increases the likelihood of their adoption. Context and content sharing are provided for and through streamlined interfaces. The sharing opportunities may be device sensitive,

that is, a user with a same/similar device can be identified by a specific user. The users with identical devices may have the most options for how to share, what content to share, context settings, and may also include the ability to share features associated with the content. In one embodiment, a user may enable features associated with a card based interface and through sharing the card make another user aware of features of the card interface that the receiving user was unaware of. In another embodiment, the shared card provides all of the configurations established for the originating card. In one alternative, security features may be invoke to clear certain settings of a card to insure that for example, banking information is not shared to another user. In another alternative, the user selecting share is prompted to confirm the share request. In response to a security identifier, the prompt to confirm includes a warning banner regarding the identified security issue. In one example, a user receives a warning that sharing a card including banking content may compromise the bank accounts referenced. In another embodiment, a share request with an identified security issue is denied.

In some embodiments, the community aspect incorporates formation of groups. In one example, groups are formed based on social relationship, familial relations, work relationship, etc. Different groups may share different content and even different context for the same content through for example, shared user interface elements. Groups may be further organized into nodes or a node may comprise the group. In some examples, a family forms a node regardless of the family's location relative to each other. As part of the configurations that may also occur as part of the device's purchase, at least one of the users identifies his/her family members. The family members are configured into a node. The node may be used to permit sharing of content. The node may be used to permit sharing of cards. Further updates to configurations on device in the node may be propagated automatically to other devices in the node.

According to another embodiment, sharing options may also be adapted to different devices being operated by sharing users. For example, certain features may be disabled when a card or content is shared outside of a streamlined device community. In some embodiments, communities may be based on the device being employed, membership in a group, and/or membership in a node. Additionally communities may be based on social interactions, familial relationships, etc. Examples of communities include name lists of user identified by the device operator. In one example, community lists

and/or community groups are pre-generated in response to questions asked of a potential purchaser. User names may also be added and maintained by the user. Additionally, the system may create community lists on behalf of a user based on the user's activity.

For example, when composing and sending an e-mail, the system may query the user to determine if the recipient should be within the user's community. In one alternative, the system may add the recipient to a potential community and make the addition subject to a later confirmation. In another option, the e-mail recipient is added by default to a group with minimal sharing options. The user is provided the option of changing the group associated with the recipient. Additions to community list may require additional configurations to become effective. For example, the device user may be required to accept additions, a device user may be required to identify if the added name corresponds to another user of a similar/same type of device, among other configurations options.

Specialized Operations

According to another aspect, certain features of convention computer interactions have been specially configured to present streamlined interaction between a device, a user, and content. In one embodiment, the device does not incorporate mass storage (i.e. a hard drives), instead the system is configured to employ RAM and Flash memory storage. The capacity of the flash memory is significantly less than traditional mass storage options. Thus in some embodiments, traditional features such a download, have been configured to operate differently for a streamlined device.

In one example, download links do not cause a streamlined device to download content. Instead, a download link is interpreted by the device, which initiates a process for handling download links. An example process includes accessing a third party provider of remote storage to retain the content identified in the download link. According to one embodiment, the purchase of a streamlined device, include creation of an account with access to on-line storage. In one example, remote storage for a device is provided in conjunction with user information stored to customize the device and configure its operation to the particular user.

In one embodiment, customized configuration files supply information required for integration for known third party providers. In some embodiments, customized configuration files are used to establish default interactions with for example, Shutterfly,

an on-line third party photo management and sharing service. In other examples, customized configuration files are used with other third party on-line service providers. Other third party provides include GMAIL, HOTMAIL, YAHOO! MAIL to provide examples of e-mail service providers. Other provides include, for example, on line banking providers, financial system providers, university systems, web site development providers, dating services, and social networking sites. One should appreciate that the integration of an on-line service need not depend on a predetermined configuration file or settings, rather, various embodiments of the systems and methods are adapted to learn from user interaction and develop appropriate configurations. Certain embodiments are further configured to take advantage of configurations developed by other users of such systems and methods, permitting sharing of content, sharing of configurations, etc. According to one aspect, by using input from the users, learning from user interactions, permitting content sharing, permitting sharing of configurations, and by providing default configurations for more popular services almost any on-line service can be integrated.

Still other embodiments, may query the user upon entry/access into a new service for any information necessary to configure the device to provide streamlined presentation and integration of the third party service. In some embodiments, the process of streamlining user interactions with electronic content includes querying the user regarding subscribed services and/or functions the user would like to use on their computer. For example, during processing of a purchase of a streamlined device a prospective purchaser receives a query form, or the user may receive individual questions regarding the purchaser's present computer use. In one example, the questions will generate a profile of subscribed services, whether pay or free, and customize the user interface to permit streamlined interaction with those services out of the box. In one example, default configurations and/or questions designed to elicit required configurations, allow the user to interact with GUI elements customized to his/her current use and preferences.

A process for handling download links may be responsive to the particular content selected for download. In one example, the system analyzes the selected download link to determine the type of content selected for downloading. In response, the system identifies accounts held by the user for processing the selected content. If multiple accounts exists that handle the selected content, the account first created is used by default. A user may alter default operation through use of system settings. For photo content, as one example,

the system identifies the content as a picture (.jpg, .gif, .tif, etc.). The user's profile contains information for accessing FLICKR, a third party provider of photo access and management services. The download link is interpreted into an operation to transfer the file into the user's FLICKR gallery. Other services may be used to host the content, for example, the download link may be interpreted to cause the system to upload the photo to the well known MYSPACE or FACEBOOK services. For content that cannot be identified, the streamlined device causes the download request to be interpreted as a delivery request to a generic remote storage service. The remote storage service may be one provided through a third party provider, or may be the remote storage space provided by a seller of the streamlined device.

An example process, 4200, is shown in Fig. 42 for streamlining user interactions with digital content. The user interaction with digital content is streamlined by enhancing features for simplifying user decisions by providing access information associated with multiple user accounts for a particular online source. Multiple account profiles can be retained and presented to a user of a streamlined device. Example process 4200 begins at step 4202, permitting a user to access electronic content through the streamlined device. At 4204 the source of the electronic content is determined and matched against available access information. Access information may be stored in a device profile or in another example in a user profile. These profiles may be loaded at startup of the device or may be accessed in real time when a content source is determined. At 4204(NO) no access information is available for the content source, and the electronic content is display at 4206. Example electronic content includes web pages and other online resources. At 4204(YES) the content source is matched against available access information. At 4208, access information is displayed to a user in a user interface. The access information typically identifies a user account available to access the content source. In one example, for an e-mail service this will include the e-mail address displayed in the interface. A plurality of access accounts may be available for a given service. The streamlined device is configured to handle multiple users with multiple account to any given services. The user interface permits the user to identify which access account is desired. At 4210(NO) the user does not identify an access account, and at 4212 a default access account is used. The default access account does not provide any account information, and the content source page is display, at 4216, not including any sign-on information. At 4210(YES) a

user selects an access account and at 4214 the access information is passed to the content source, and the displayed content at 4216 will return content after the sign-on process has been completed.

In another embodiment, a process for handling download operations is provided. The process includes causing the device to display a download interface, for example interface, 3500, FIG. 35. The interface presents the user with options for processing the download request. Box 3502, lists members of the user's group to whom the user may send the file. Box 3504, permits a user to enter e-mail addresses to send the file as an attachment or as a link if a size threshold is exceeded. For a user who has configured third party service capable of handling the file content, Box, 3506, displays the configured providers (e.g. Shutterfly 3508, Flickr 3510, DropBox, 3512). Each configured service displays with the account name configured for the service, for example at 3514.

In one example, process, for interpreting download operations also includes displaying the interface in response to computer focus on the download link. In another example, hovering over the link causes the system to display a download interface. For files sent by e-mail the system may be configured with a maximal file size for particular e-mail services. Typically files sizes of less than 5MB are not filtered, thus is the e-mail domain address is not recognized, a default threshold of 5MB may be used. For services with known size constraints the system will transmit the file to the e-mail address. If the constraint is exceed, the system transmits a link to the file instead of the actual file.

Another to another embodiment, selection of print operations may be handled in a similar fashion as to downloads. When a printing device is attached to a streamlined device, printing proceed as known conventionally. When a printer is not attached, a process for interpreting print operations may be invoked. The process for interpreting print operations, includes causing the device to display a print interface 4102, FIG. 41A. The print interface provides box 4104 listing group members, 4106 listing configured services, and box 4108, for entering destination e-mail addresses. Selection of 4110 sends the item in a print format, in this example a .pdf file. In other examples, different file formats will be displayed as part of 4110 (e.g. word, doc, txt, wpd, xls, etc.). in some embodiments, file size limitations will be employed on delivery of print format files. FIG. 41B illustrates in greater detail examples of print 4150 and download interfaces 4152.

Print and download operations may invoke a progress bar displayed over the current view, with the option of canceling transmission.

In another embodiment, a streamlined system includes the following features:

- Employs remote mechanisms to access and/or deliver files
- Mechanisms include indentifying a remote action in response to file type
- Web Content Support for system that does not utilize local memory for storage
- In response to download selection (i.e. request to locally store content) display message regarding new functionality (transfer or remote store)
- Maintain user profile – associate web service providers for a particular user
- web services – remote storage, email, photo sharing, custom web page info, storage accts (e.g. Drop Box and Google Docs)
- In response to mouse over/selection/hover/indication of selection display interface to enable remote delivery of content/file
- Providing for selection of remote delivery to a domain (including home network) including an act of verifying the content/file's size does not exceed a threshold value
- In response to passing site check deliver content/file as attachment
- In response to fail, store in provided remote storage, generate link, and deliver link to content/file

According to one embodiment, a method for streamlining user interaction with electronic content includes a process for interpreting online executable operations into streamlined operations. One example process, 3600, FIG. 36, for interpreting online executable operations into streamlined operations includes the step of permitting a user to access digital content online, at 3602. The online digital content is presented to a user through a graphical user interface at 3604. The GUI permits a user to select executable operations in the presentation of the online digital content, at 3606. In response to selection of the executable operation, the computer system determines if the executable operation requires local access. In one example, the executable operation includes a download operation that would cause a conventional computer system to store a file on a local mass storage device such as a hard drive. In response to the determination that the executable operation requires local storage, a streamlined computer device transforms the executable operation's local access request into a remote access operation, at 3608.

In one example, the remote access operation includes a storage request to a online service provider. Various online service providers permits remote storage of various computer files. Certain service providers optimize the provided service for specific file types, such photo management and sharing services. Other examples include e-mail access providers, video and audio media management and presentation services. In other examples, a service provider may offer generic data storage not specific to any file type. In one embodiment, step 3608 includes transforming a download request to a local mass storage device into a storage request to a remote service. The example process can include acts of identifying the file type associated with the download request, and selecting a service provider based on the identified file type.

In another example, the executable operation that requests local access to storage on the streamlined device may include a print operation, a save operation, a copy operation, a paste operation. Typically the streamlined device is configured to transform save, download, and print operations into remote storage operations. According to one embodiment, a print operation may be streamlined to permit the print operation without an attached printer. According to one embodiment, in the absence of an attached printer, a print request generates a print file in response to execution. Conventionally the print file would be stored locally on a computer hard drive. In some embodiments, a streamlined device does not employ local mass storage devices such as hard drives. Such streamlined devices are configured to transform local storage request into remote storage operations. In one example the print file may be directed to a generic storage provider, and the file stored in the remote memory associated with the generic storage provider. In another embodiment, the system checks the resulting file size for the print file. If the size of the file exceeds a threshold, then the system may further streamline the operation. For example, by providing a link to the file and transmitting the link to a destination. A link may be transmitted through an e-mail instead of transmitting the file itself, for example.

Another example process may be used in conjunction with 3600. In one example, a sub-process, 3700, FIG. 37, for permitting selection of executable operations in online content can be employed. At 3702, computer focus is resolved on an executable operation embedded in online content. Executable operations can include download, print, save, transfer, retrieve, get, fget, and generally comprise operations that require a large memory block of nonvolatile storage, and in particular hard drive space. A streamlined computer

device includes logic stored in memory and executed by a processor to analyze a focused executable operation, and at 3704, the executable operation is analyzed. The logic may include programming to trap download request for example. Once a request is trapped the streamlined device can determine what action is appropriate based on the type of request. At 3706, it is determined whether the executable operation requires local storage. At 3706(No) local storage is not required and the executable operation is performed at 3708. At 3706(Yes) it is determined that local storage is required and the operation is transformed into a remote access operation at 3710.

Example process 3600 may include additional sub-processes and/or individual steps performed in process 3600 may also comprise other processes. In one example sub-process 3800, FIG. 38, for transforming online executable operations associated with local storage into remote storage operations may be employed as part of a larger process, for example, process 3600. At 3802, a streamlined computer system identifies a result of an executable operation identified in a web browser displayed on the system. At 3804, a file type associated with the operation is identified. At 3806, at least one of a device profile and a user profile is accessed, to retrieve available services, 3808, that may be appropriate for the particular file type. Various services for a particular user may be associated with the device itself, and a plurality of users may have access to multiple services or even more than one account for an individual service. Logic stored in memory and executed by a processor may determine matched services at 3810 by accessing information stored in at least one of a device profile and a user profile. The access information may contain records on available services, their access information, and the access information may include a file type designation for a particular service.

In one example, executed logic matches a file type associated with the executable operation to a file type associated with a remote service 3810 (YES), and in response the computer system retrieves access information for that remote service at 3812, the local access operation can be redirected into a remote service operation at 3814. For example, the computer system may access the remote service using the obtained access information, and provide an interface to transmit the object (data) of the local access to a location within the remote service. In one embodiment, a default service may be configured for any streamlined device. In the absence of matched services at 3810 (NO), the computer system may invoke a default remote service at 3816, obtain the default service access

information at 3812 and redirect the local access operation into a remote service operation at 3814.

In another example, process 3800 may be coupled with an interface display presented to a user of the streamlined device. And step 3812 may be used to populate a user interface with a plurality of matched services. The interface may also display additional information associated with the service, for example an account name may be display to permit a user to distinguish between an account s/he set up as opposed to another user. The system may permit the user to designate the remote service appropriate for use in the interface and step 3814 occurs to redirect the local access operation into the user selected remote service.

In another embodiment, an example sub-process, 3900, FIG. 39, for obtaining service access information may be employed to retrieve remote service information. Example process 3900, includes an act of accessing at least one of a device profile and user profile to obtain matched services at 3904. Obtaining matched services may include filtering from the available services, or it may include retrieving all available services listed in the at least one of a device and user profile. In one example, filtering is performed based on a file type that is the subject of a local access operation, in another example, filtering may be performed to return only remote services of the current system user, although it is to be appreciated that other filtering operations may be performed. Once available services are matched 3904, with or without filtering, the matched services are displayed to a system user at 3906 in a user interface. The user interface permits the user to select from the remote services at 3908. Selection may include clicking on a visual indicator shown in a computer display (e.g. a check box), other options include links to the service, other visual indicators may be used, including drop down boxes and other html, xml, and human readable computer displayed forms. In one alternative (not shown), if the user does not select a service within a predetermined period of time, the system may cancel the operation entirely, or alternatively select a default remote service automatically. At 3910, the object of the local access operation is delivered to the remote service.

Configuring Streamlined Devices

According to one aspect, streamlining user interaction with computer content includes improving user interfaces display, permitting configuration of streamlined device

ruing operations. Streamlining user interaction may also include providing for the pre-configuration of a streamlined device with content customized to a particular user.

In one embodiment, a potential user may purchase a streamlined device on-line. During an order process, the user may establish an interactive session with an order management system. the order management system may be operatively connected to device management systems, including for example remote storage space, remote profiles, among other information. The order management system is configured to retrieve information on the potential user during a purchase session. The potential user is asked for permission to retrieve information from the computer system on which they are order from. The interactive session may also inquire if the user is ordering from home (and thus their home computer), or form another location. In response to granting permission, an executable object is downloaded to the potential user's home computer. The executable object may be encoded use any language, the specific coding language/environment is not important rather the operations performed by execution of the object on computer hardware is.

The executable object mines the home computer of the potential user for web usage information. Web usage information may include for example, browser history (IE and FireFox), favorites, stored accounts, bookmarks, access frequency information. The web usage information is retrieved from the home computer and processed either by the order management system or a streamlined device management system to generate visual representations associated with mappings to computer content. The content that is mapped to, is determined for example, be determined the most frequently accessed site for the potential user. In one embodiment, web cards are generated for the potential user. Each web card is pre-loaded on the device that will be shipped upon completion of the order. Further, for the web cards capable of being display as a channel card – both types may be pre-loaded. Other specialized cards may be generated and pre-loaded for the user based off of information obtained from their home computer. For example a bookmark card is generated from the retrieved bookmarks – The retrieved bookmarks may be passed through a filter to remove bookmarks that have not been accessed in for example 6 months. Although other time periods may be used to filter bookmark information. Web cards may also be created from the most frequently access bookmarks.

Additional information may be mined from the potential user's computer. In particular, communication settings for the home computer may be detected. Any wireless communication setting may be retrieved and preconfigured. After pre-configuration the streamlined device may be considered fully operations out-of-the-box.

The interactive session may also be used to supplement any retrieved data, for example, if the executable object detects frequent access to third party providers – Flickr and Google Docs for example but cannot detect account name and other access information, the interactive session may query the user to provide the required information.

In other embodiments, the user may be sent executable code via an e-mail during or after a purchase. For example, a user not on his/her own computer during the ordering process may be sent an e-mail containing an executable file, to be run when the user is on their home computer. In another example, a party may purchase a streamlined device for another. The purchaser may provide an e-mail address for the intended recipient, who may execute the file to transmit customization information for the streamlined device.

According to one embodiment an example process, 4000, FIG. 40, for pre-configuring a streamlined device is shown. Process 4000, beings at 4002 in response to a request to purchase a streamlined device. The request is accepted at 4002, and in response a management system requests permission to perform a data mining operation on a recipients computer. Typically the person/entitiy ordering the streamlined device is the same as the recipient, in which case an executable file can be transmitted at the same time a online request to purchase a streamlined device occurs. In one alternative, the request may be entered offline. During an offline request an e-mail address may be requested and the executable file deliver to the recipient's email, notifying him/her of the file and it use to pre-configure their computer. In another alternative, the party ordering the streamlined device intends it for another. When the purchaser and recipient are different, the e-mail address is requested for the intended recipient. At 4006 (YES), permission is obtained and the executable file retrieves information associated with online use of the recipient's computer at 4008. Additional information may be collected including configuration options on the recipient's computer. System settings such as network communication configurations may also be retrieved. In one example, wireless network data is retrieve to permit the streamlined device to connect immediately to a recipient's home network.

During an order for a streamlined device, demographic information is collected on the recipient at 4010. This often includes at a minimum a name and destination address for a recipient of a streamlined device. Thus even if permission is not granted 4006(NO) information can be collected to pre-configured a streamlined device at 4010, in this case the information is constrained to what is provider by the purchaser during the transaction. At 4012, accumulated information is used to pre-configure the streamlined device. Pre-configuration includes establishing wireless network settings for the streamlined device, and may include generating visual representations of online content that are mapped to for example the most frequently accessed sites on the recipient's home computer. Other configuration can include generating visual representations that map to services configured on the recipient's computer (online banking, photo management services, file sharing services, media management services, e-mail providers, etc.). The visual representations may be configured with access information including user names and passwords so that a recipient can switch over the streamlined device seamlessly.

Special Purpose Computer

FIG. 51 shows a block diagram of a computer system 5100 in which various aspects of the present invention may be practiced. For example, various aspects of the invention may be implemented as specialized software executing in one or more computer systems including multiple computer systems communicating over network. Computer system 5100 may include a processor 5106 connected to one or more memory devices 5110, for storing data. Typically computer system 5100 is implemented without hard drive devices. Memory 5110 is typically used for storing programs and data during operation of the computer system 5100, and typically comprises Flash memory. Components of computer system 5100 may be coupled by an interconnection mechanism 5108, which may include one or more busses (e.g., between components that are integrated within a same machine) and/or a network (e.g., between components that reside on separate discrete machines). The interconnection mechanism enables communications (e.g., data, instructions) to be exchanged between system components of system 5100.

Computer system 5100 may also include one or more input 5104/output (I/O) devices 5102, for example, a keyboard, mouse, trackball, microphone, touch screen, a printing device, display screen, speaker, etc. Output devices may include video cards and separate video memory for improved processing performance. Storage 5112, typically

includes a computer readable and writeable nonvolatile recording medium in which signals are stored that define a program to be executed by the processor or information stored on or in the medium to be processed by the program. The medium may, for example, be a flash memory. Typically, in operation, the processor causes data to be read from the nonvolatile recording medium into another memory that allows for faster access to the information by the processor than does the medium. This memory is typically a volatile, random access memory such as a dynamic random access memory (DRAM) or static memory (SRAM).

Referring again to FIG. 51, the memory may be located in storage 5112 as shown, or in memory system 5110. The processor 5106 generally manipulates the data within the memory 5110, and then copies the data to the medium associated with storage 5112 after processing is completed. A variety of mechanisms are known for managing data movement between the medium and integrated circuit memory element and the invention is not limited thereto. The invention is not limited to a particular memory system or storage system.

The computer system may include specially-programmed, special-purpose hardware, for example, an application-specific integrated circuit (ASIC). Aspects of the invention may be implemented in software executing on hardware, hardware or firmware, or any combination thereof. Further, such methods, acts, systems, system elements and components thereof may be implemented as part of the computer system described above or as an independent component.

Although computer system 5100 is shown by way of example as one type of computer system upon which various aspects of the invention may be practiced, it should be appreciated that aspects of the invention are not limited to being implemented on the computer system as shown in FIG. 51. Various aspects of the invention may be practiced on one or more computers having a different architectures or components that that shown in FIG. 51.

Computer system 5100 may programmable using a high-level computer programming language. Computer system 5100 may be also implemented using specially programmed, special purpose hardware. In computer system 5100, processor 5106 is typically a commercially available processor such as the well-known Pentium class processor available from the Intel Corporation. Many other processors are available,

including multi-core processors. Such a processor usually executes an operating system which may be, for example, the Windows-based operating systems (e.g., Windows Vista, Windows NT, Windows 2000 (Windows ME), Windows XP operating systems) available from the Microsoft Corporation, MAC OS System X operating system available from Apple Computer, one or more of the Linux-based operating system distributions (e.g., the Enterprise Linux operating system available from Red Hat Inc.), the Solaris operating system available from Sun Microsystems, or UNIX operating systems available from various sources. Many other operating systems may be used, and the invention is not limited to any particular operating system.

The processor and operating system together define a computer platform for which application programs in high-level programming languages are written. It should be understood that the invention is not limited to a particular computer system platform, processor, operating system, or network. Also, it should be apparent to those skilled in the art that the present invention is not limited to a specific programming language or computer system. Further, it should be appreciated that other appropriate programming languages and other appropriate computer systems could also be used.

One or more portions of the computer system may be distributed across one or more computer systems coupled to a communications network. For example, various aspects of the invention may be distributed among one or more computer systems (e.g., servers) configured to provide a service to one or more client computers, or to perform an overall task as part of a distributed system. For example, various aspects of the invention may be performed on a client-server or multi-tier system that includes components distributed among one or more server systems that perform various functions according to various embodiments of the invention. In one embodiment, the Litl cloud is maintained on server systems accessible from a plurality of devices. These components may be executable, intermediate (e.g., IL) or interpreted (e.g., Java) code which communicate over a communication network (e.g., the Internet) using a communication protocol (e.g., TCP/IP).

It should be appreciated that the invention is not limited to executing on any particular system or group of systems. Also, it should be appreciated that the invention is not limited to any particular distributed architecture, network, or communication protocol.

Physical Configurations

Referring to FIG. 52C, when the portable computer 100 is in the easel mode, the base is disposed at an angle 134 to the display component. This angle 134 is adjustable, for example, to allow a comfortable viewing angle to the display screen to be maintained for different positions of a user 136 and of the portable computer 100, as illustrated in FIGS. 52A, 52B and 52C. For example, when the user 136 is further from the portable computer, the angle 134a (FIG. 52A) may be made smaller than the angle 134b when the user is closer to the portable computer (FIG. 52B). As discussed above, in one example, the orientation sensor (not shown) may be used to detect, either approximately or precisely, the angle 134 and to provide the information to the computer operating system.

Referring to FIGS. 53A and 53B, there is illustrated a portion of the portable computer 100 illustrating a hinge assembly 138 that allows the portable computer to be configured into either the laptop mode (FIG. 53A) or the easel mode (FIG. 53B), according to aspects of the invention. According to one embodiment, the hinge assembly 138 accommodates 0-320 degrees of rotation, allowing a minimum angle 134 (see e.g. FIG. 52C) of 40 degrees. However, it is to be appreciated that the hinge assembly 138 may allow greater or fewer degrees of rotation, provided only that sufficient rotation is allowed so as to configure the portable computer 100 into either the laptop mode or the easel mode. As discussed above, in one embodiment the portable computer 100 includes an orientation sensor (not shown) that is configured to detect a relative orientation of the display component 102 and the base component 104. In one example, the orientation sensor may be an accelerometer incorporated into the base component 104, as discussed above. Alternatively, the orientation sensor may be incorporated into the hinge assembly 138 and may be used to detect movement of the hinge assembly, and to translate that movement into an information about the relative orientation of the display component 102 and the base component 104 (for example, a size of the angle 134). It is also to be appreciated that the orientation sensor may include electronic or mechanical components, or a combination thereof. For example, the hinge assembly may be provide with detents that provide an indication of the mode of the portable computer.

As discussed above, and also illustrated in FIGS. 53A and 53B, the portable computer may also comprise a scroll wheel 132 that allows a user to adjust, control and/or select various aspects of the portable computer (e.g., wireless capability or speaker volume) or items displayed on the display screen 110. A housing 160 may contain or

support various mechanical and/or electronic components (not shown) that are coupled to the scroll wheel 132 and are configured to convert physical movement of the scroll wheel into electrical signals. These electrical signals may be provided to the central processing unit of the portable computer 100 which processes the electrical signals so as to translate movement of the scroll wheel into control of a selected feature, for example, adjusting the volume of the speaker(s) or selecting a particular item displayed on the display screen.

Having thus described several aspects of at least one embodiment, it is to be appreciated various alterations, modifications, and improvements will readily occur to those skilled in the art. Such alterations, modifications, and improvements are intended to be part of this disclosure and are intended to be within the scope of the invention. Accordingly, the foregoing description and drawings are by way of example only, and the scope of the invention should be determined from proper construction of the appended claims, and their equivalents.

CLAIMS

1. A graphical user interface displayed on a computer system responsive to computer focus and execution comprising:

a first visual representation configured to display digital content;

a focus visual representation configured to display the first visual representation in a focused state;

an execution component configured to execute a first transformation from the first visual representation into the focus visual representation responsive to computer focus on the first visual representation, and wherein the execution component is further configured to execute a second transformation from the focus visual representation into the first visual representation upon loss of focus on the focus visual representation;

a mapping from at least one of the first visual representation and the focus visual representation to a first view including the digital content; and

the execution component further configured to execute the mapping in response to execution of at least one of the first and focus visual representation, wherein execution of the one at least one of the first and focus visual representations includes clicking on the at least one of the first and focus visual representations.

2. The graphical user interface of claim 1, wherein the first visual representation and the focus visual representation further comprises a header display and a body display, wherein the header display further comprises at least one control displayed in the header display, and wherein the control is configured to execute computer based functionality in response to execution by the user.

3. The graphical user interface of claim 2, wherein the header display further comprises a title display and an indicator of content origin, and wherein the title display is derived from the mapped digital content.

4. The graphical user interface of claim 2, wherein the at least one control is mapped to at least one of a close function and an option presentation function, and wherein the option presentation function is configured to cause the execution component to display

configuration options for at least one of the first and focus visual representations, in response to execution.

5. The graphical user interface of claim 4, further comprising a second visual representation comprising:

options associated with at least one of the first visual representation and focus visual representation, displayed in response to execution of the an option control; and

a user selectable display of the options including a selectable transform function configured to transform the first visual representation from at least one of a web content mode and a channel content mode to another other mode selected from the web content mode and the channel content mode.

6. The graphical user interface of claim 2, wherein the body display further comprises a visualization of the mapped digital content, and wherein the visualization is mapped to at least one of digital media content, rss digital content, digital photo content, digital audio content, and digital video content.

7. The graphical user interface of claim 6, wherein the visualization is mapped to rss digital content, and wherein the visualization is configured to display a plurality of rss items.

8. The graphical user interface of claim 7, wherein the plurality of rss items are displayed individually, and the visualization is further configured to display each rss item sequentially.

9. The graphical user interface of claim 6, wherein the focus visual representation displays navigation tools displayed in the body display of the focus visual representation, in response to computer focus on the focus visual representation, and wherein the navigation tools are responsive to user selection, and further configured to display a next rss item in response to user selection.

10. The graphical user interface of claim 6, wherein the visualization is configured to display a plurality of digital photos individually, and the visualization is further configured to display each digital photo sequentially.

11. The graphical user interface of claim 1, wherein the first view comprises a header display and a body display, wherein the header display comprises a laterally disposed frame extending from the left of the display screen to the right of the display screen displayed at an upper portion of the computer system's display screen and the body display occupies a lower portion of the display screen.

12. The graphical user interface of claim 11, wherein the header display further comprises a focus view and an unfocused view, and the header is configured to transition between focus and unfocus views in response to computer focus.

13. The graphical user interface of claim 12, wherein the header display is configured to maintain a display position in both the focus and unfocused view, and further configured to maintain a display size in both the focus and unfocused view.

14. The graphical user interface of claim 12, wherein at least one of the focus view and unfocused view further comprises a state view, and the state view comprises:

a content status display responsive to computer operation of loading the mapped digital content for the first view; and

at least one state responsive control, including at least one of a stop control for stopping download of the mapped digital content and a go control for initiating download of the mapped digital content.

15. The graphical user interface of claim 12, wherein the header display focused view comprises an address display, an indicator of digital content origin, a navigation element, forward and back tools, a search tool, a bookmark tool, a close tool, and additional tools displayed in response to content mode.

16. The graphical user interface of claim 11, wherein the header display further comprises a share tool.

17. The graphical user interface of claim 16, wherein the share tool is configured to permit the user to share the first visual representation with another user.

18. The graphical user interface of claim 16, further comprising a share interface display configured to display in response to execution of the share tool, wherein the share interface display comprises a list of selectable destinations for sharing of the first visual representation, wherein the list of selectable destinations includes a list of other streamlined device users.

19. The graphical user interface of claim 15, wherein the additional tools displayed in response to a content mode comprise an add a channel tool, and the add a channel tools is displayed in response to a web content mode, and in further response to a determination that the mapped digital content comprises a source with at least one of a rss feed and a customized visualization.

20. The graphical user interface of claim 19, wherein the add a channel tool is configured to generate an additional first visual representation, wherein the additional first visual representation is configured to display channel content mode.

21. The graphical user interface of claim 15, wherein the address display is configured to display a title of the digital content, and in response to selection of the address display, is further configured to transform the address display into a uniform resource locator address for the digital content.

22. The graphical user interface of claim 20, wherein the header further comprises a unfocused search tool displayed by default, and a focused search tool view responsive to computer focus, wherein the unfocused search view is displayed in a reduced size relative to the focused search tool display, and wherein the focus search tool view comprises a text box for entry of search terms.

23. The graphical user interface of claim 12, wherein the header display unfocused view comprises a title display, an indicator of content origin, and a navigation element.

24. The graphical user interface of claim 23, wherein the header display unfocused view further comprises an add a channel tool displayed in response to the first view displaying web content mode, and a determination that the digital content further comprises at least one of an rss source and a source for which a customized visualization is provided.

25. The graphical user interface of claim 11, wherein the body display comprises at least one of a web page and a browser view of web based content, wherein the browser based view of web based content is configured using a standard web browser.

26. The graphical user interface of claim 11, wherein the header display further comprises a navigation element, a title, and additional tools, wherein the title is derived from the mapped digital content, and wherein the title does not comprise a url for a source of the mapped digital content.

27. The graphical user interface of claim 26, wherein the additional tools comprises a share tool and a content navigation tool mapped to a web source for digital content displayed in the body display, and in response to execution of the content navigation tool, the computer system generates an additional first visual representation configured to display a web content mode of the digital content.

28. The graphical user interface of claim 11, wherein the body display further comprises a plurality of columns, wherein the plurality of columns comprises a headline column configured to display a series of rss items and a content column configured to display content from a selected rss item, wherein the display of the series of rss items is configured to list all rss items available from a mapped content feed comprising a web based source of rss content including a news feed.

29. The graphical user interface of claim 28, wherein the content column further comprises:

a reading view, configured to display digital content associated with the rss item;

a source navigation tool displayed in the content column, mapped to a web based source of the digital content displayed in the content column, and wherein the execution component is further configured to execute the mapping to cause the computer system to generate an additional first visual representation configured to display a web based source in a web content mode.

30. The graphical user interface of claim 11, wherein the header display comprises a title, and an indicator of content origin.

31. The graphical user interface of claim 30, wherein the digital content includes digital content from a remote media source comprising a remote rss source.

32. The graphical user interface of claim 31, wherein the body display includes a rss item display associated with a plurality of rss items, wherein the plurality of rss items include an association between each rss item and an rss source, and the rss item display is configured to render individual rss items in sequence.

33. The graphical user interface of claim 32, wherein in response to selection the body display is configured to display a content menu in a lower portion of the body display, wherein the content menu is responsive to further selection.

34. The graphical user interface of claim 33, wherein the content menu is configured for further selection in a first system configuration comprising a first system I/O profile, wherein the first system I/O profile includes an integrated scroll wheel and a button selector.

35. The graphical user interface of claim 34, wherein the first system I/O profile consists of the integrated scroll wheel and the button selector.

36. The graphical user interface of claim 33, wherein the first view is responsive to manipulation of the integrated scroll wheel and in response to manipulation causes the system to display another first view.

37. The graphical user interface of claim 11, wherein the header display further comprises a navigational element and a title, wherein the title is associated with computer operations mapped to the first visual representation and the body display further comprises a plurality of user selectable options, wherein the plurality of selectable operations are mapped to system configurations.

38. The graphical user interface of claim 37, wherein at least one of the selectable operations includes a mapping configured to establish the system's communication settings.

39. The graphical user interface of claim 37, wherein at least one of the selectable operations includes a mapping configured to establish the system's settings for additional devices.

40. A method for presenting a graphical user interface on a computer system display responsive to computer focus and execution comprising, the acts of:

displaying a first visual representation including digital content;

displaying a focus visual representation including the first visual representation in a focused state;

executing a first transformation from the first visual representation into the focus visual representation in response to computer focus on the first visual representation;

executing a second transformation from the focus visual representation into the first visual representation in response to loss of focus on the focus visual representation;

storing a mapping from at least one of the first visual representation and the focus visual representation to a first view including the digital content; and

displaying the first view in response to execution of the mapping, wherein execution of the mapping includes clicking on the at least one of the first and focus visual representations.

41. A computer system for presenting streamlined interaction with digital content, the computer system comprising:

a first user interface component including a first visual representation configured to display digital content;

a second user interface component including a focus visual representation configured to display the first visual representation in a focused state;

an execution component configured to execute a first transformation from the first visual representation into the focus visual representation responsive to computer focus on the first visual representation, and wherein the execution component is further configured to execute a second transformation from the focus visual representation into the first visual representation upon loss of focus on the focus visual representation;

a storage component for storing a mapping from at least one of the first visual representation and the focus visual representation to a third user interface component including a first view of the digital content; and

wherein the execution component is further configured to execute the mapping in response to execution of at least one of the first and focus visual representations, wherein execution of the one at least one of the first and focus visual representations includes clicking on the at least one of the first and focus visual representations.

42. The computer system of claim 41, wherein the computer system comprises a portable computer system and the portable computer system further comprises:

a display component including a display screen;

a base;

a hinge assembly at least partially housed within the base and configured to pivotably couple the display component to the base;

wherein the display component is rotatable about a longitudinal axis running along an interface between the display component and the base;

wherein, in the closed mode, the display screen is disposed substantially against the base;

wherein rotating the display component about the longitudinal axis up to approximately 180 degrees from the closed mode configures the portable computer into the laptop mode; and

wherein rotating the display component about the longitudinal axis beyond approximately 180 degrees from the closed mode configures the portable computer into the easel mode.

43. The portable computer of claim 42, wherein the single axis is a longitudinal axis running along an interface between the display component and the base; and wherein the display component is rotatable about the longitudinal axis.

44. The portable computer of claim 43, further comprising a display orientation module configured to control an orientation of the content displayed on the display screen;

wherein the orientation of the content displayed on the display screen is configurable among a plurality of orientations relative to the longitudinal axis.

45. The portable computer of claim 44, wherein the plurality of orientations comprises a first orientation relative to the longitudinal axis and a second orientation relative to the longitudinal axis; and

wherein when display orientation module is configured to automatically display the content in the first orientation when the portable computer is configured into the laptop mode and in the second orientation when the portable computer is configured into the easel mode.

46. The portable computer of claim 44, wherein the plurality of display modes further comprises a flat mode in which the display component is disposed at an angle of approximately 180 degrees, measured about the longitudinal axis, relative to the base.

47. The portable computer of claim 46, wherein the plurality of orientations comprises a first orientation relative to the longitudinal axis, a second orientation relative to the longitudinal axis, and a third orientation relative to the longitudinal axis; and

wherein, in the flat mode, the orientation of the content displayed on the display screen is configurable among the first, second and third orientations responsive to a user input.

48. The portable computer of claim 47, wherein the second orientation is 90 degrees relative to the first orientation; and

wherein the third orientation is 180 degrees relative to the first orientation.

49. The portable computer of claim 44, further comprising a mode sensor configured to detect a degree of rotation of the display component relative to the base and to provide information representative of the degree of rotation; and

wherein the display orientation module is configured to automatically adjust the orientation of the content displayed on the display screen responsive to the information from the mode sensor.

50. The portable computer of claim 49, wherein the display orientation module is configured to:

automatically display the content in a first orientation relative to the longitudinal axis responsive to the information indicating that the degree of rotation of the display component is less than approximately 180 degrees relative to the base; and

automatically display the content in a second orientation relative to the longitudinal axis responsive to the information indicating that the degree of rotation of the display component is greater than approximately 180 degrees relative to the base;

wherein the second orientation is at approximately 180 degrees relative to the first orientation.

51. The portable computer of claim 44, further comprising a mode sensor configured to detect a current display mode of the portable computer; and

wherein the display orientation module selects the orientation of the content displayed on the display screen from one of the plurality of orientations relative to the longitudinal axis responsive to the current display mode detected by the mode sensor.

52. The portable computer of claim 43, wherein plurality of display modes further comprises a closed mode; and

wherein, in the closed mode, the display screen is disposed substantially against the base.

53. The portable computer of claim 52, wherein rotating the display component about the longitudinal axis up to approximately 180 degrees from the closed mode configures the portable computer into the laptop mode; and

wherein rotating the display component about the longitudinal axis beyond approximately 180 degrees from the closed mode configures the portable computer into the easel mode.

54. The portable computer of claim 53, wherein the display component is rotatable about the longitudinal axis up to approximately 320 degrees from the closed mode.

55. The portable computer of claim 43, wherein the longitudinal axis comprises multiple parallel axes; and

wherein the hinge assembly is configured to permit rotation of the display component about any of the multiple parallel axes to configure the portable computer between the plurality of display modes.

56. The portable computer of claim 43, further comprising a scroll wheel disposed at least partially within the base and rotatable about the longitudinal axis, the scroll wheel configured to permit a user to control at least one of operating parameters of the portable computer and the content displayed on the display screen.

57. The portable computer of claim 56, further comprising a first navigation button disposed on one of the base and the display component and configured to permit the user to manipulate selected content displayed on the display screen.

58. The portable computer of claim 57, wherein the display screen is configured to display at least one of a plurality of modes of content; and

wherein the navigation button is configured to permit the user to select for display one of the plurality of modes of content.

59. The portable computer of claim 57, wherein the first navigation button is user-accessible in each of the laptop mode and the easel mode.

60. The portable computer of claim 59, further comprising a second navigation button;
wherein the first navigation button is disposed on a major surface of the base; and
wherein the second navigation button is disposed on a minor surface of the base.

61. The portable computer of claim 56, wherein the scroll wheel is configured to permit the user to select a mode of content for display on the display screen.

62. The portable computer of claim 56, wherein the scroll wheel is configured to permit the user to control a volume of sound played by the portable computer.

63. The portable computer of claim 56, further comprising a hinge assembly at least partially housed within the base and configured to rotatably couple the display component to the base.

64. The portable computer of claim 63, wherein the scroll wheel is disposed at least partially within the hinge assembly.

65. The portable computer of claim 42, further comprising:
a foot disposed along at least a portion of the base and configured to support the portable computer when in the easel mode.

ABSTRACT

Various aspects and embodiments are directed to a graphical user interface that organizes interface elements into views of computer content for presentation to a user. Different views of are used to provide an interface that is responsive to configurations of the device and responsive to activity being performed by the user. Aspects include permitting the user to transition the device from one configuration to another during its use, for example from easel to laptop modes. Further the elements that comprise the graphical user interface are configured to present a summarized view of available actions and content, in order to simplify user interaction. The different views present different organizations of the interface elements and in some example display only certain ones of the modes of content in order to reduce the number of options a user must navigate to accomplish an objective. According to another aspect, methods and systems for streamlining user interaction with computer content are provided. In some embodiments, streamlining includes pre-configuring a user device based on received information. Other embodiments include presenting consistent visual representations used to navigated to views that present computer content.

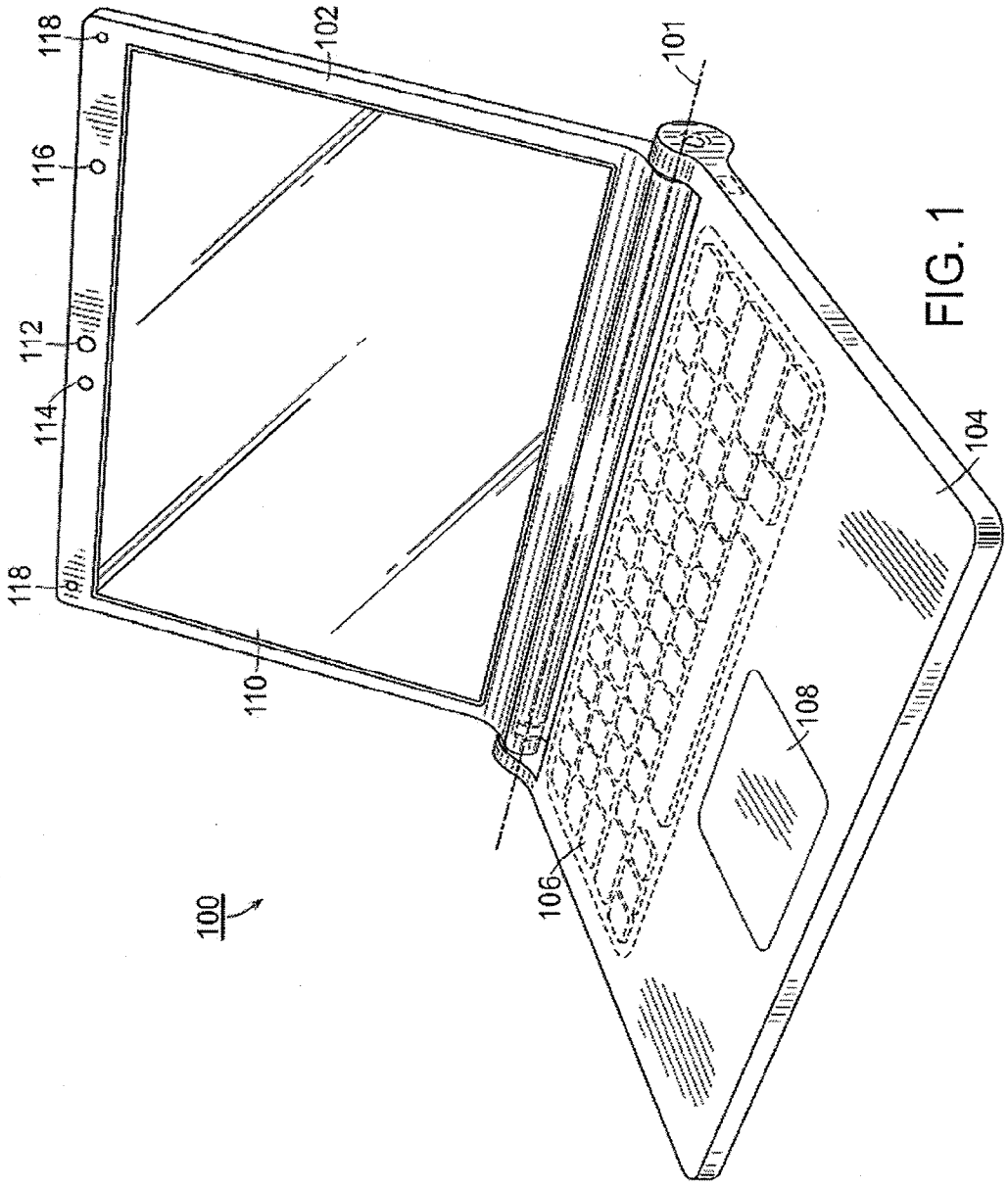

FIG. 1

FIG. 2

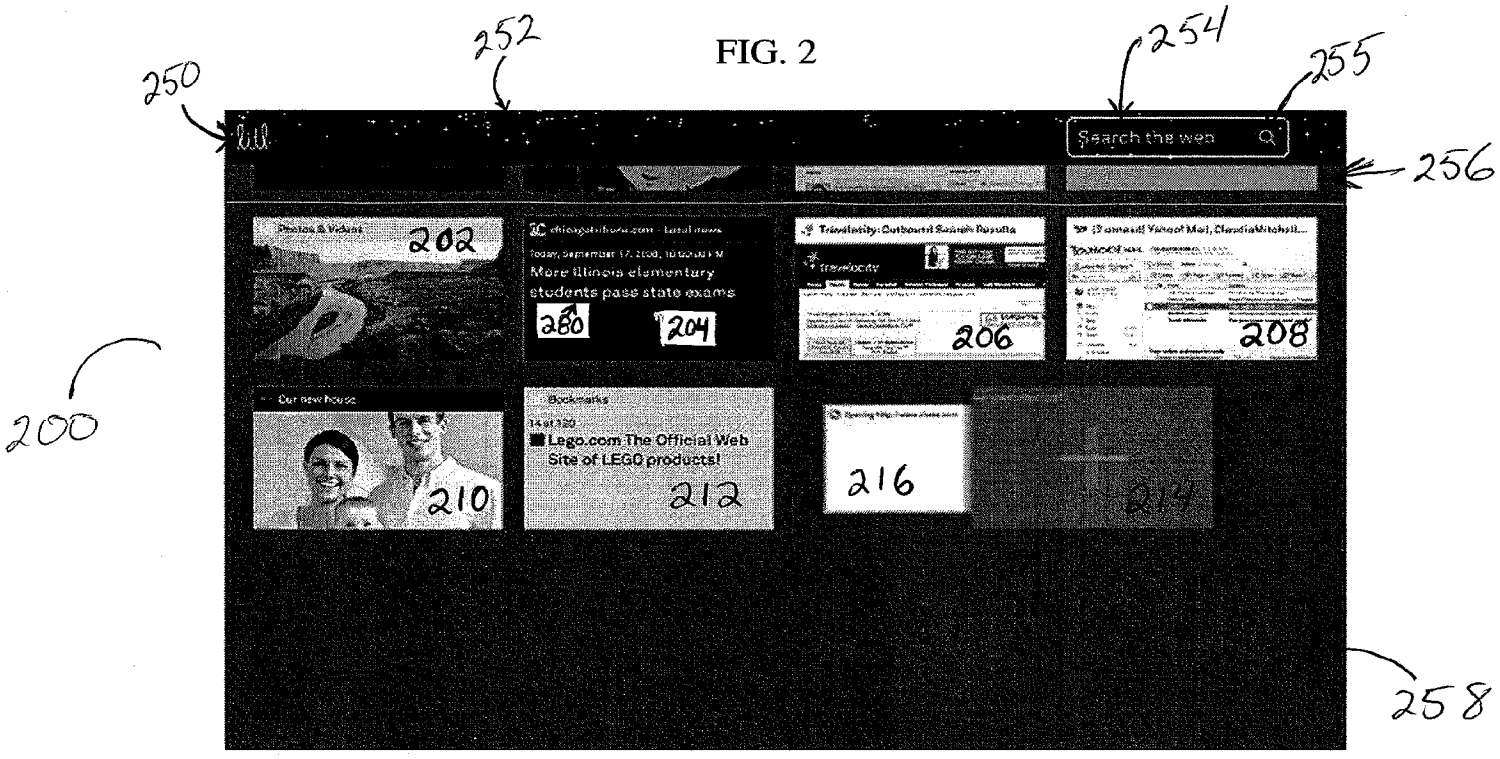
250
252
254
255
256
Search the web
202
More Illinois elementary students pass state exams
280
204
206
208
200
Our new house
210
Bookmarks
Lego.com The Official Web Site of LEGO products!
212
216
214
258

FIG. 3A

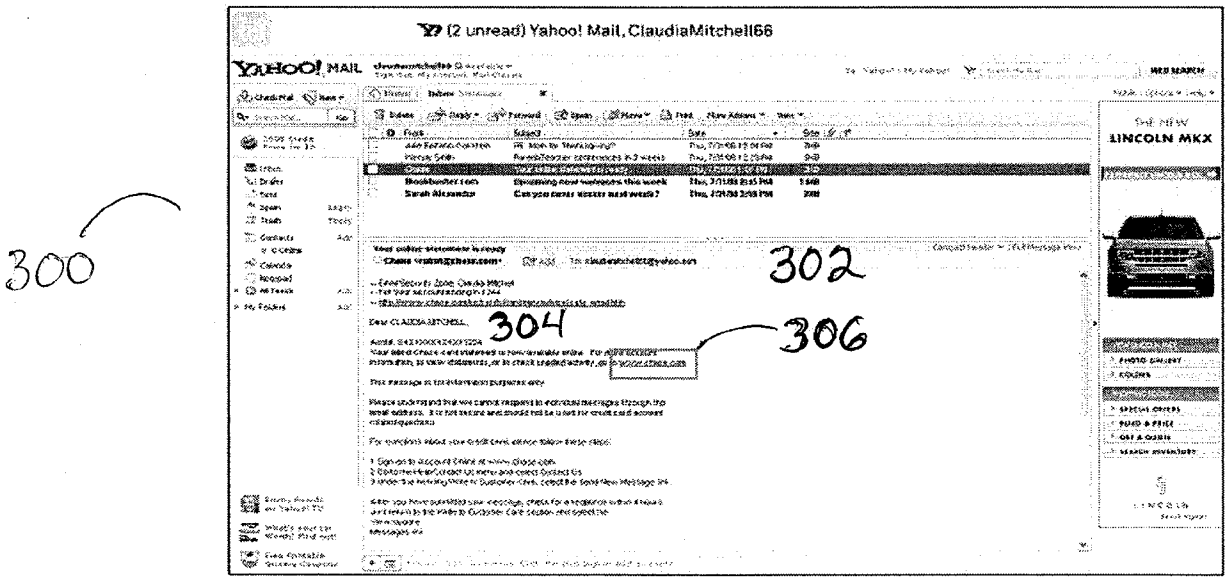
(2 unread) Yahoo! Mail, ClaudiaMitchell66
YAHOO! MAIL
NEW LINCOLN MKX
300
302
304
306

FIG. 3B

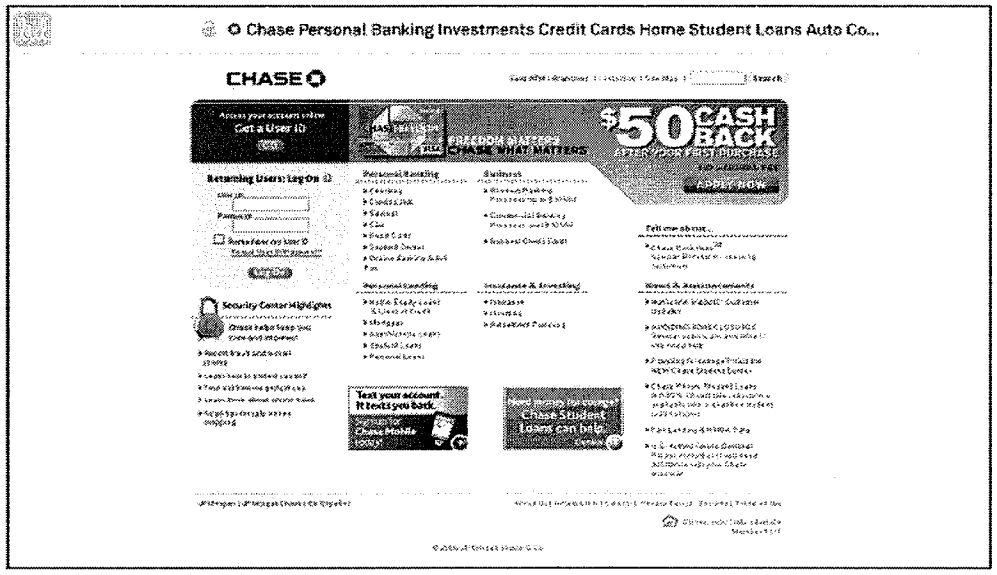
Chase Personal Banking Investments Credit Cards Home Student Loans Auto Co...
CHASE
$50 CASH BACK

FIG. 3C

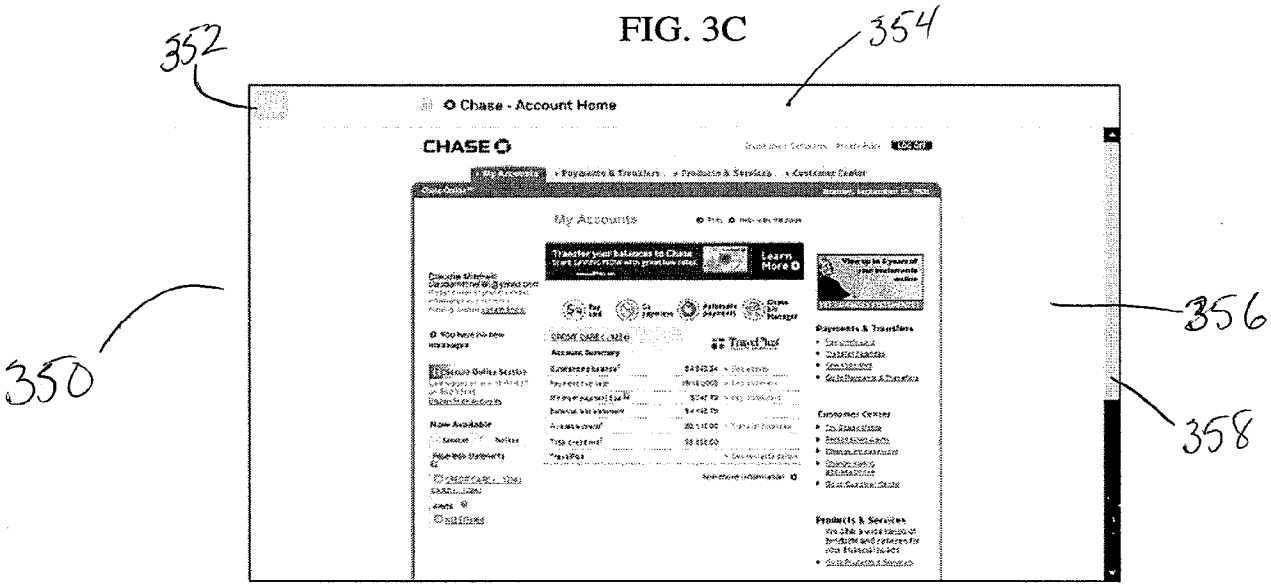
352
354
Chase - Account Home
CHASE
My Accounts
350
356
358

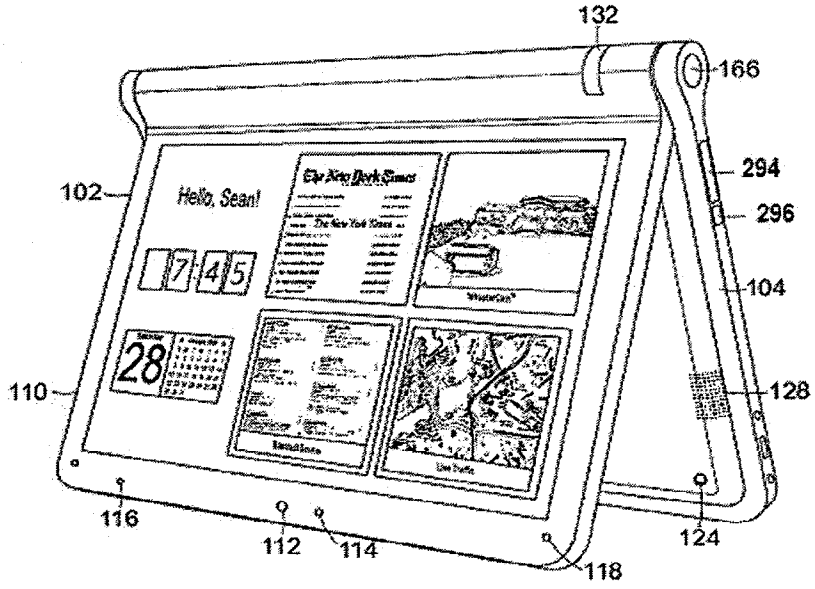
132
166
294
296
104
128
102
110
116
112
114
118
124
Hello, Sean!
7 4 5
28

FIG. 4

FIG. 5

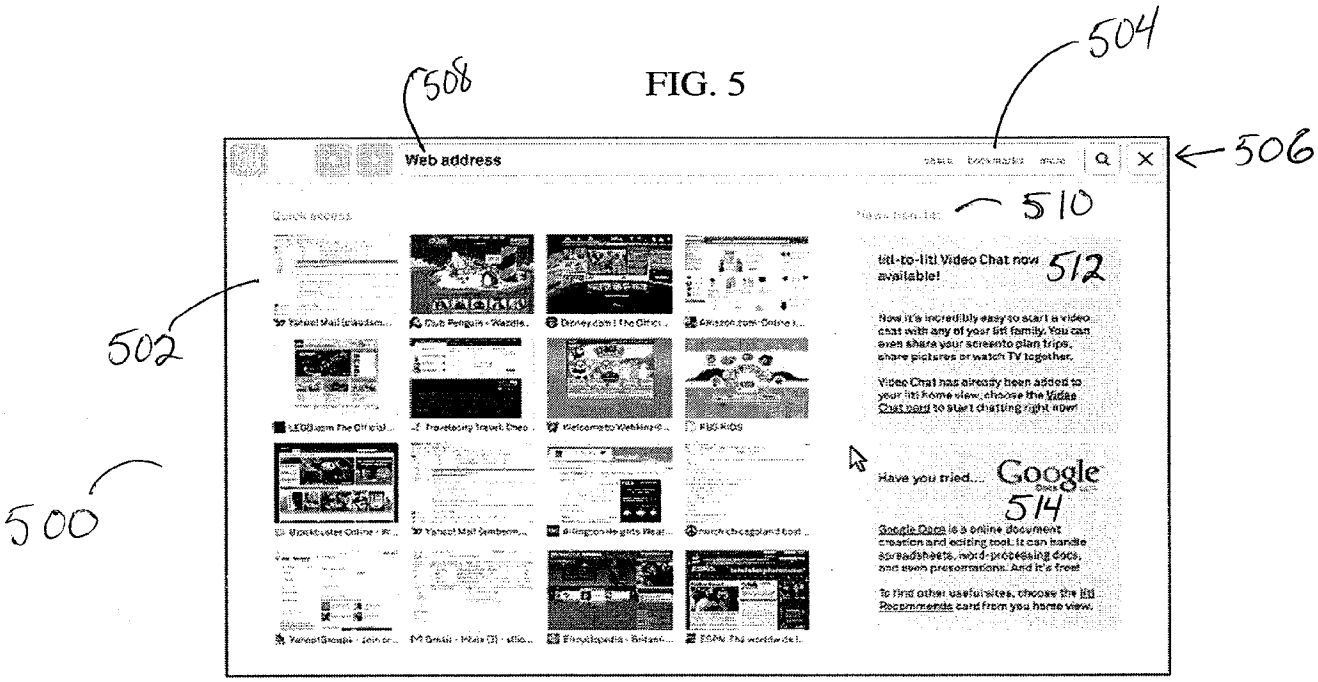
504
508
506
Web address
510
502
500
Have you tried...
Google
514

FIG. 6

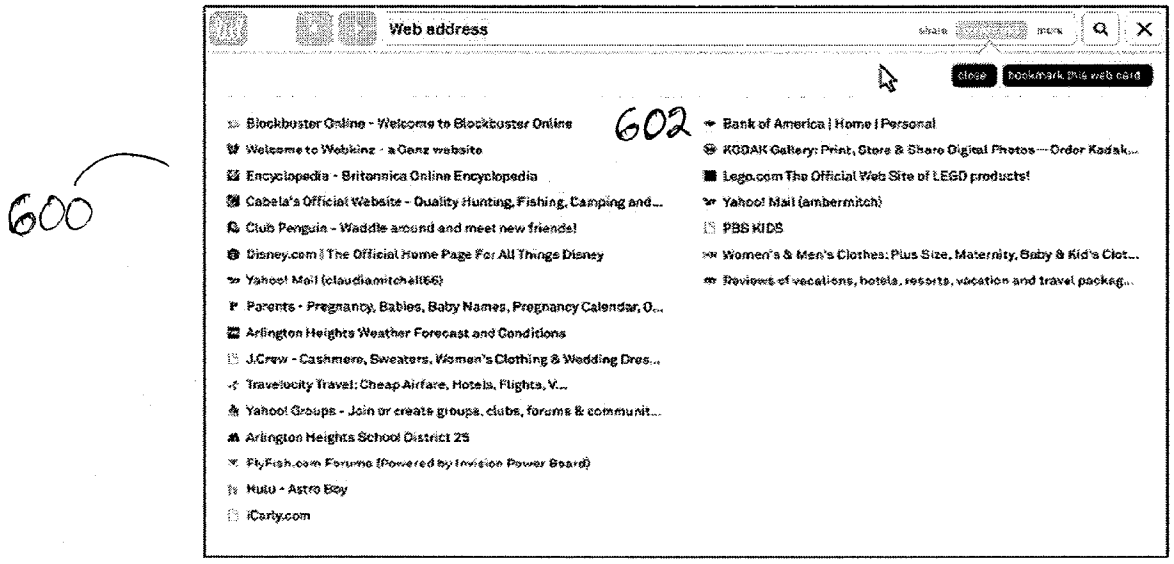
Web address
close
bookmark this web page
602
600
Blockbuster Online - Welcome to Blockbuster Online
Welcome to Webkinz - a Ganz website
Encyclopedia - Britannica Online Encyclopedia
Cabela's Official Website - Quality Hunting, Fishing, Camping and...
Club Penguin - Waddle around and meet new friends!
Disney.com | The Official Home Page For All Things Disney
Yahoo! Mail (claudiamitchell66)
Parents - Pregnancy, Babies, Baby Names, Pregnancy Calendar, O...
Arlington Heights Weather Forecast and Conditions
J.Crew - Cashmere, Sweaters, Women's Clothing & Wedding Dres...
Travelocity Travel: Cheap Airfare, Hotels, Flights, V...
Yahoo! Groups - Join or create groups, clubs, forums & communit...
Arlington Heights School District 25
FlyFish.com Forums (Powered by Invision Power Board)
Hulu - Astro Boy
iCarly.com
Bank of America | Home | Personal
KODAK Gallery: Print, Store & Share Digital Photos — Order Kodak...
Lego.com The Official Web Site of LEGO products!
Yahoo! Mail (ambermitch)
PBS KIDS
Women's & Men's Clothes: Plus Size, Maternity, Baby & Kid's Clot...
Reviews of vacations, hotels, resorts, vacation and travel packag...

FIG. 7A

Bank of America | Home | Personal
Bank of America
PERSONAL
SMALL BUSINESS
CORPORATE & INSTITUTIONAL
ABOUT BANK OF AMERICA
Online Banking
SPECIAL ONLINE-ONLY
Want a higher return and easy access to your money?
Open a Risk Free CD™
Products & Services
Manage Your Accounts
Achieve Your Goals
702
700

FIG. 7B

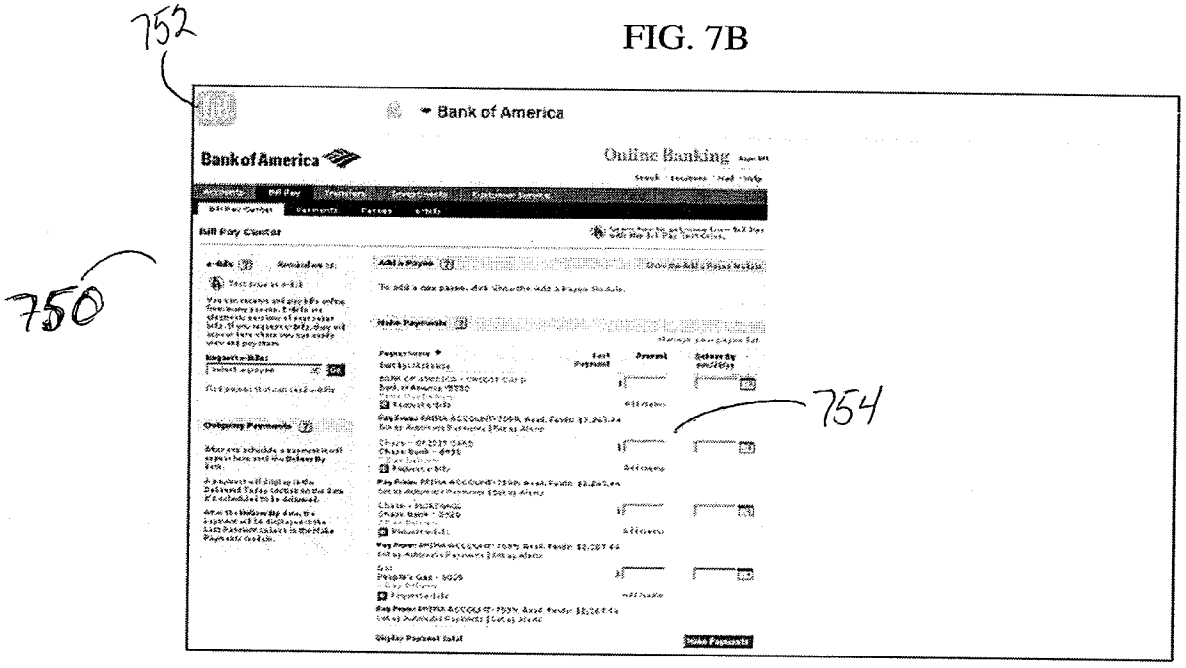
752
750
754
Bank of America
Online Banking
Bill Pay Center
Make Payments

FIG. 8

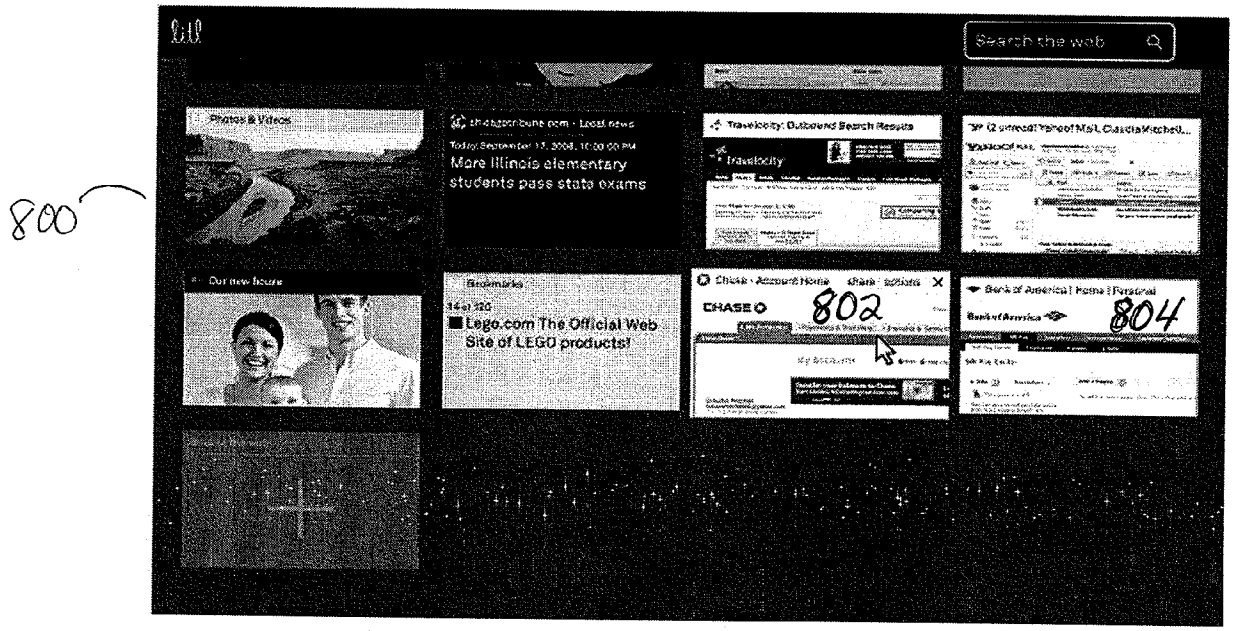
800
Search the web
Photos & Videos
More Illinois elementary students pass state exams
Travelocity
Our new house
Bookmarks
Lego.com The Official Web Site of LEGO products!
CHASE
802
804

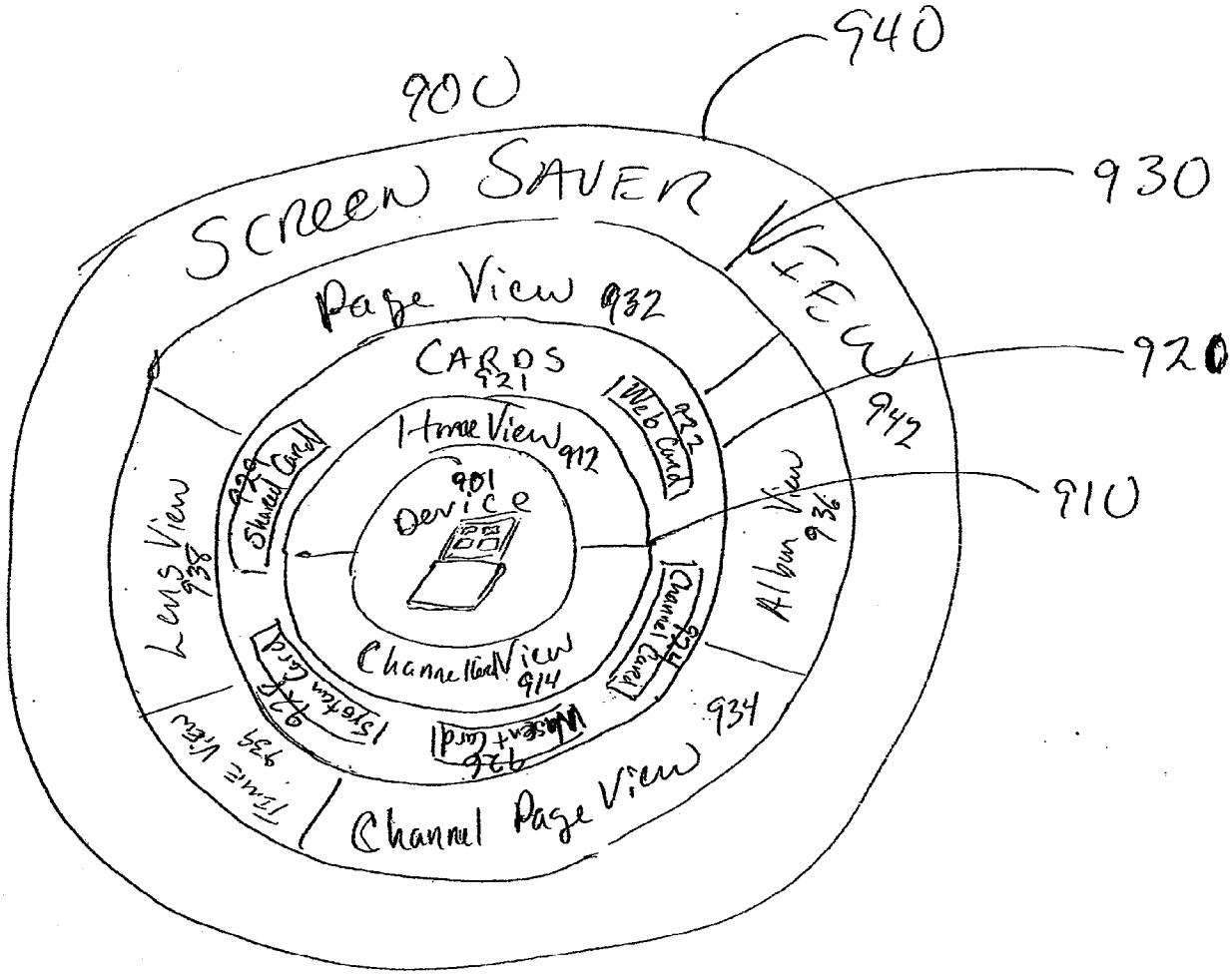
900
940
930
920
910
SCREEN SAVER VIEW
Page View 932
CARDS 921
Home View 912
901
Device
Web Card 922
Shared Card 929
Lens View 938
Album View 936
Channel Card 924
Channel Card View 914
Systems Card 927
Masent Card 926
Time View 939
Channel Page View 934

FIG 9

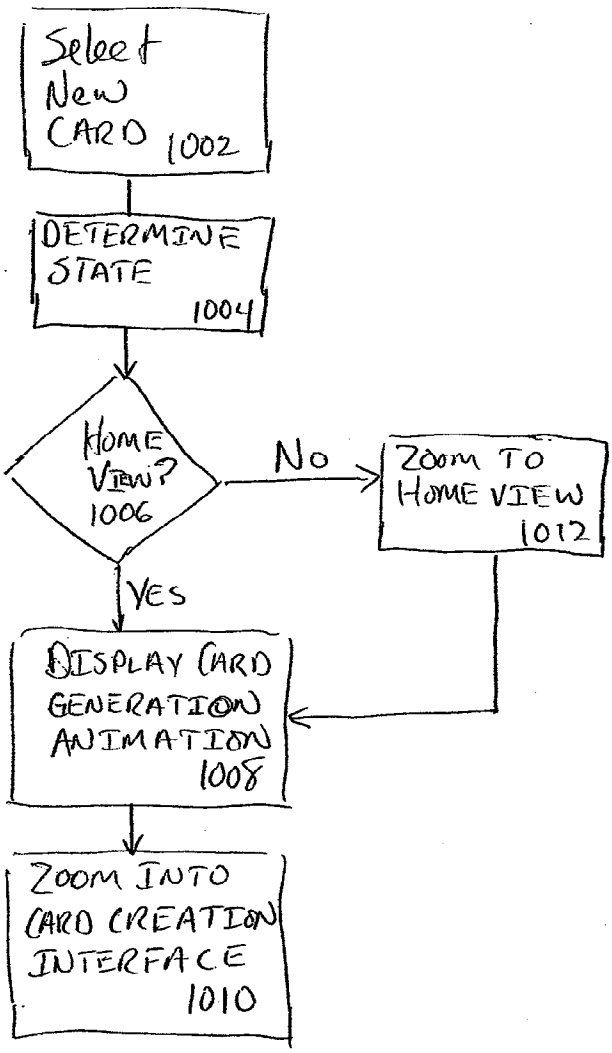
Select New CARD 1002
DETERMINE STATE 1004
HOME VIEW? 1006
No
ZOOM TO HOME VIEW 1012
YES
DISPLAY CARD GENERATION ANIMATION 1008
ZOOM INTO CARD CREATION INTERFACE 1010

FIG. 10

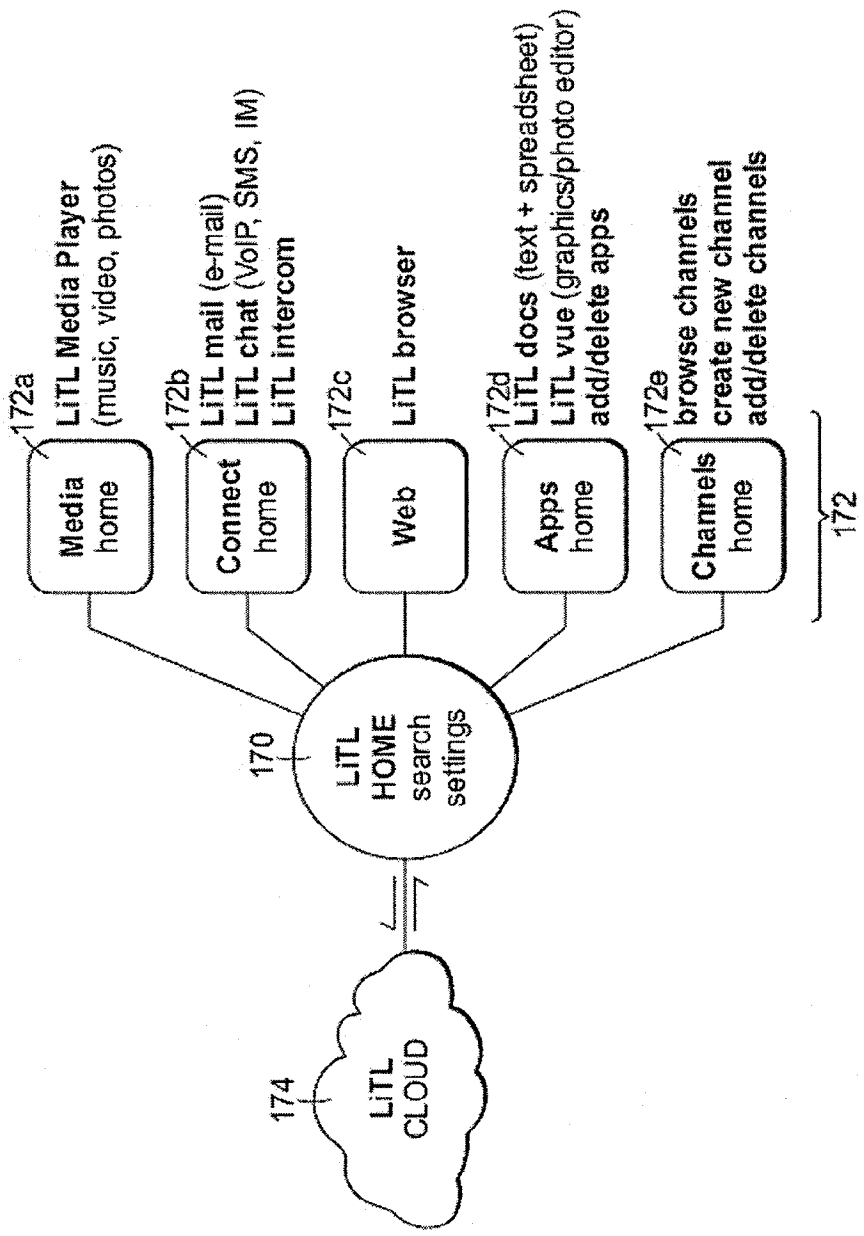
172a
LiTL Media Player
(music, video, photos)
Media
home
172b
LiTL mail (e-mail)
LiTL chat (VoIP, SMS, IM)
LiTL intercom
Connect
home
172c
LiTL browser
Web
172d
LiTL docs (text + spreadsheet)
LiTL vue (graphics/photo editor)
add/delete apps
Apps
home
172e
browse channels
create new channel
add/delete channels
Channels
home
172
170
LiTL
HOME
search
settings
174
LiTL
CLOUD

FIG. 11

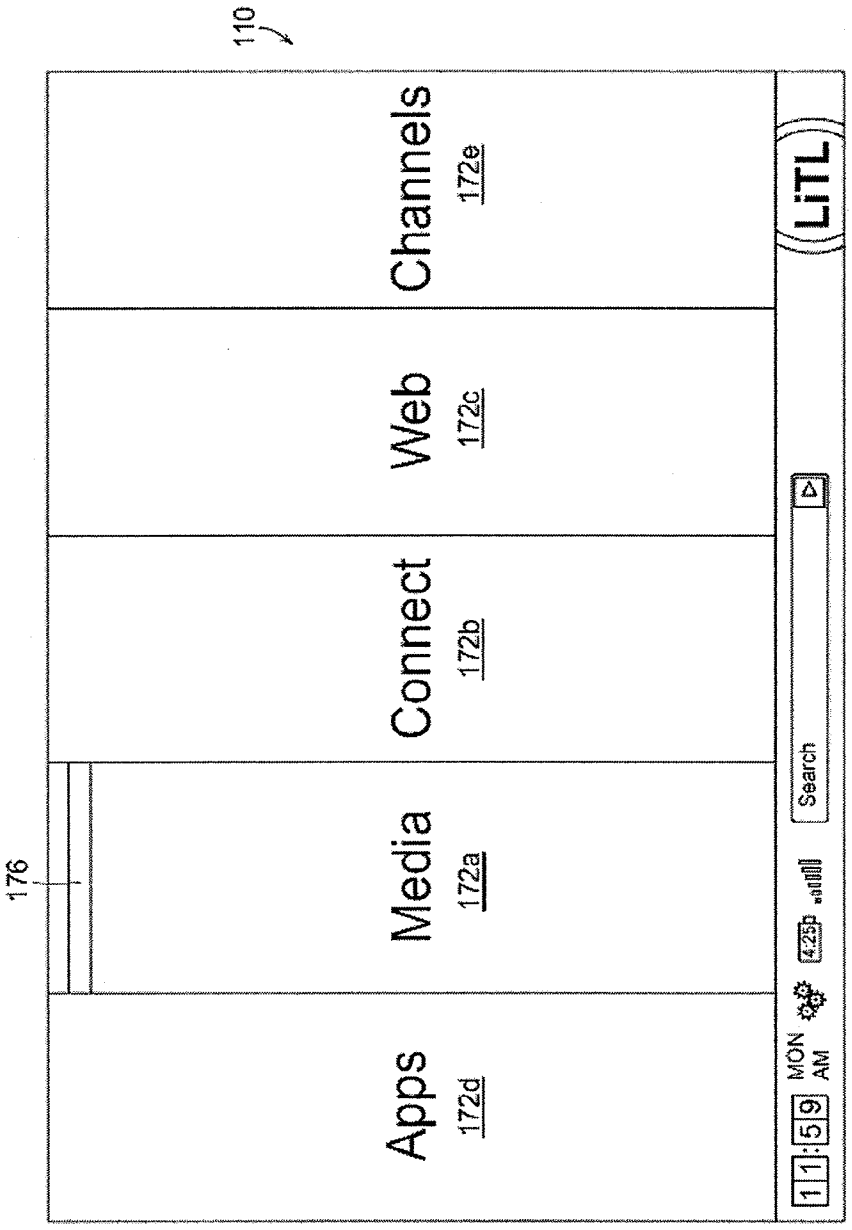
110
176
Apps
172d
Media
172a
Connect
172b
Web
172c
Channels
172e
Search
LiTL
11:59 MON AM
4:25p

FIG. 12

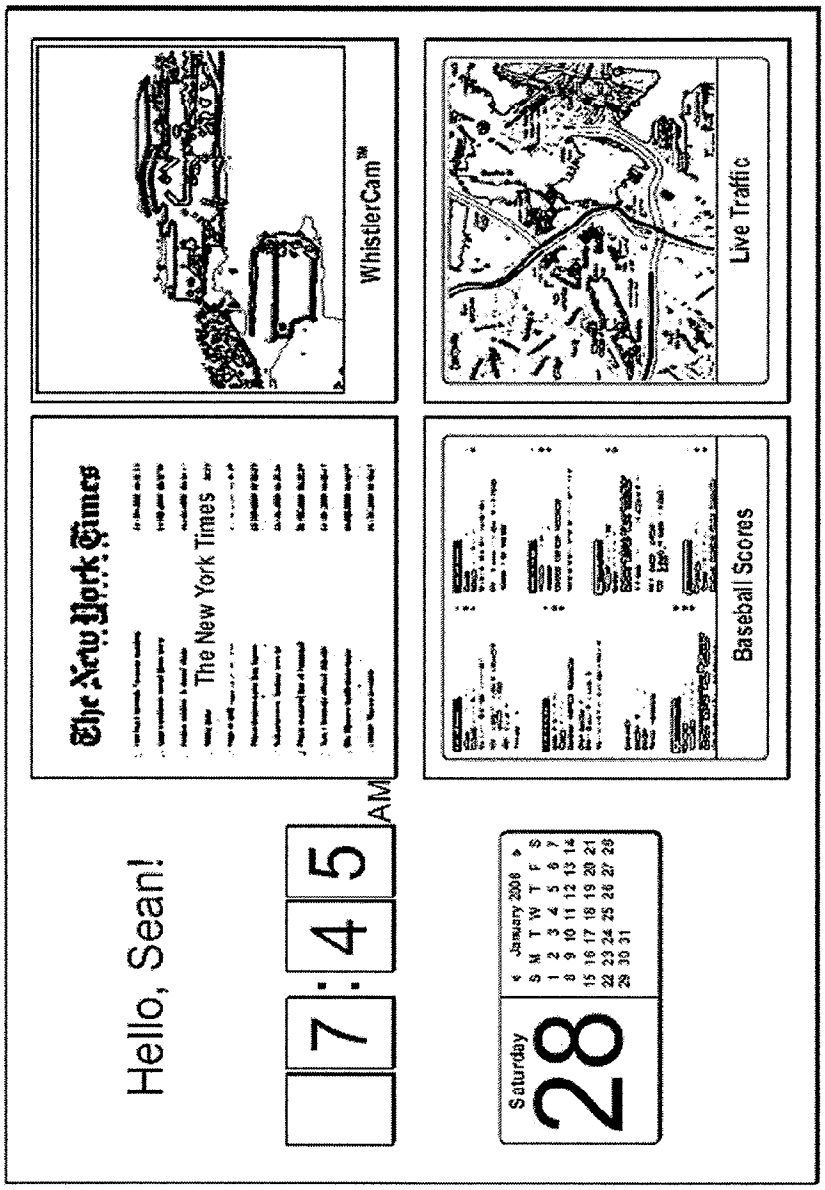
110
Hello, Sean!
7:45
AM
The New York Times
The New York Times
WhistlerCam™
Live Traffic
Baseball Scores
Saturday
28
January 2006

FIG. 13

FIG. 14

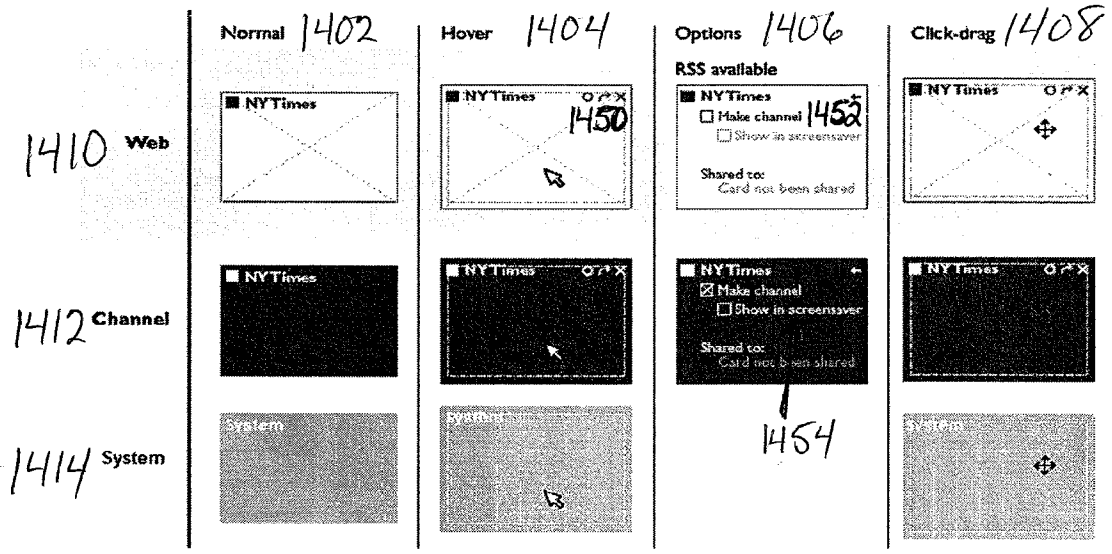

FIG. 15A

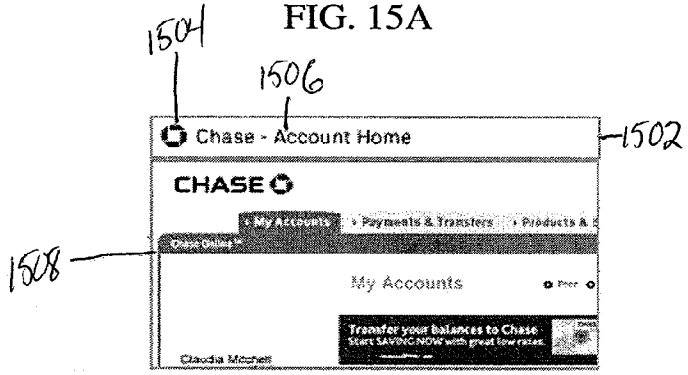

FIG. 15B

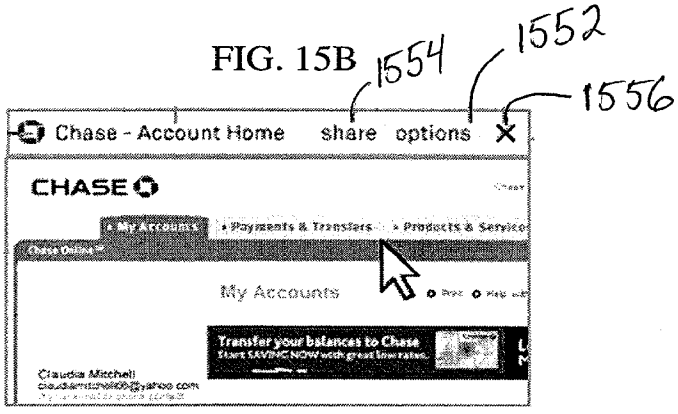

FIG. 16

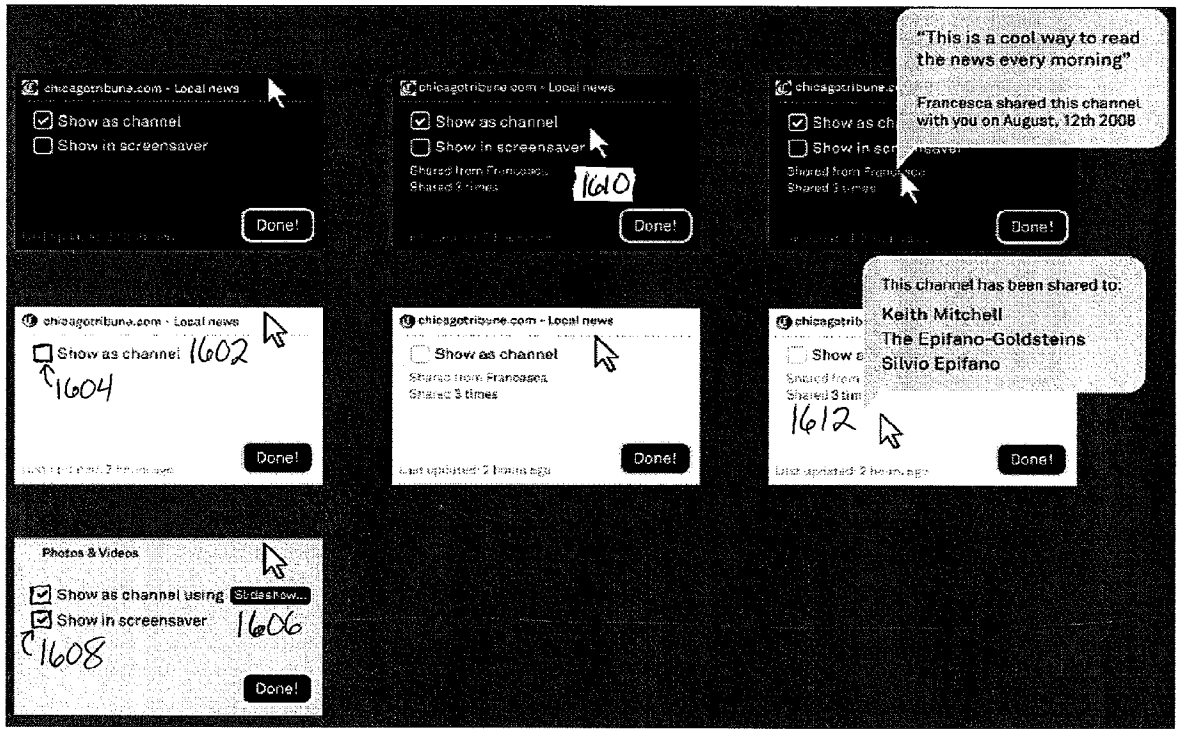
chicagotribune.com - Local news
Show as channel
Show in screensaver
Done!
1610
"This is a cool way to read the news every morning"
Francesca shared this channel with you on August, 12th 2008
This channel has been shared to:
Keith Mitchell
The Epifano-Goldsteins
Silvio Epifano
1602
1604
1612
Photos & Videos
Show as channel using
Slideshow...
1606
1608

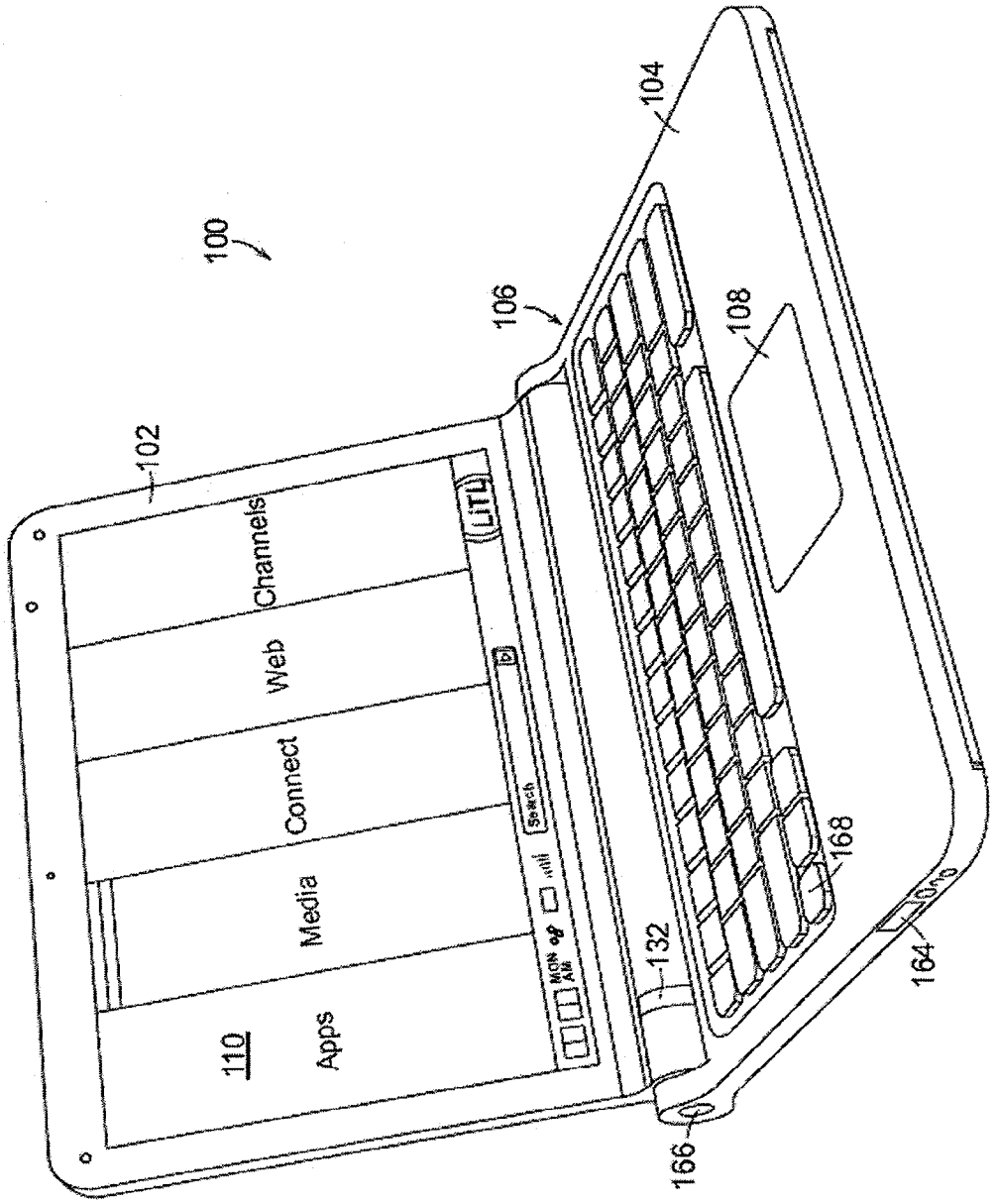
100
102
104
106
108
110
Apps
Media
Connect
Web
Channels
Search
MON AM
132
164
166
168

FIG. 17

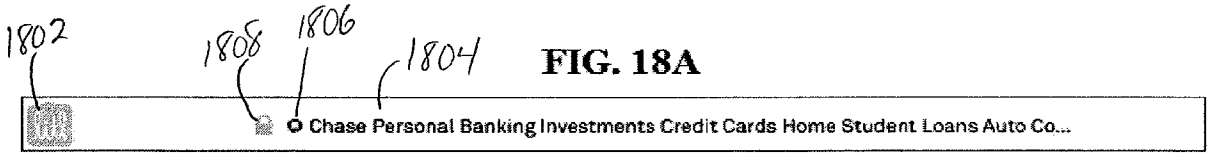

FIG. 18A

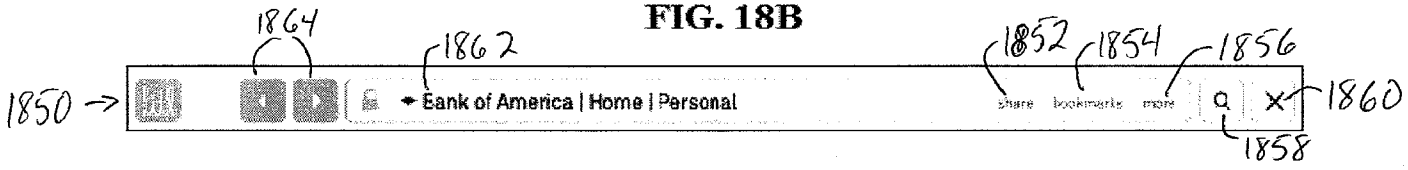

FIG. 18B



FIG. 18C



FIG. 18D



FIG. 18E

FIG. 19

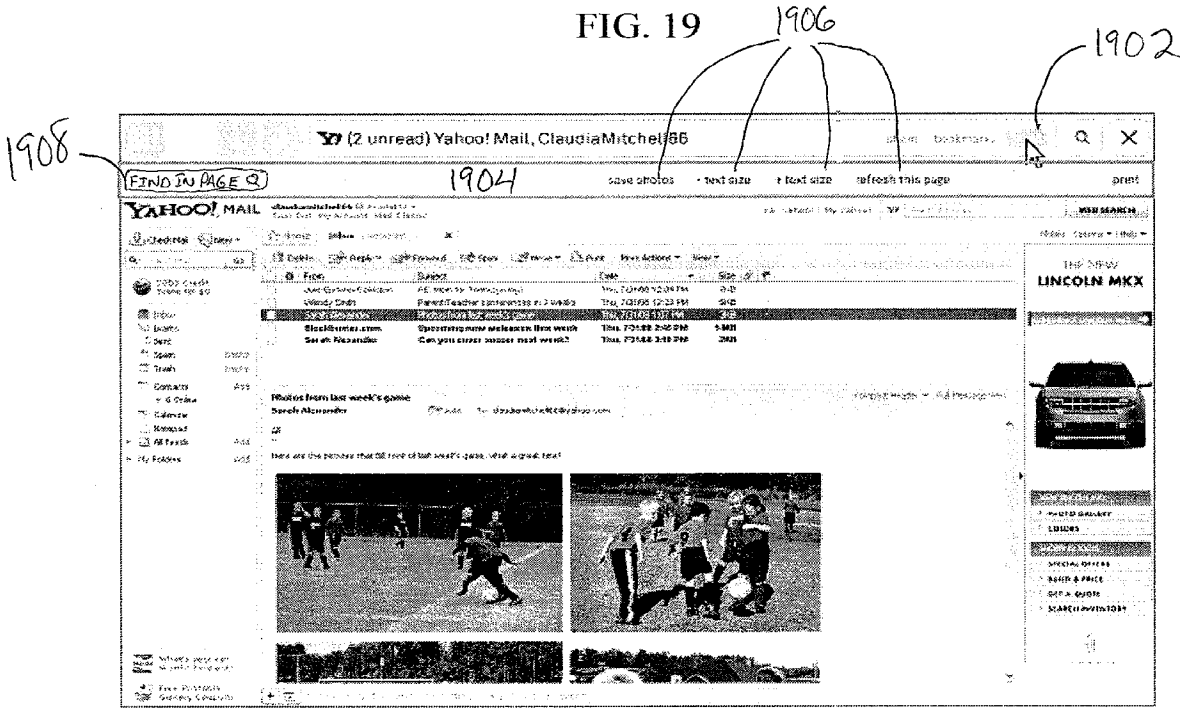

FIG. 20A