NON-PROVISIONAL UTILITY PATENT
APPLICATION TRANSMITTAL – 37 CFR 1.53(b)

Commissioner for Patents
P.O. Box 1450
Alexandria, VA 22313-1450

Attorney Docket No. RCL-005-12
First Named Inventor: Cona, Thomas.
Total Pages of Transmittal Form: 2

Transmitted herewith for filing is the non-provisional utility patent application entitled:
Creating a Projection of a Situational Network

which is:

an ☐ Original; or

a ☐ Continuation, ☒ Divisional, or ☐ Continuation-in-part (CIP) of prior Application No. 11/924,711, filed October 26, 2007.

☒ This non-provisional patent application claims the benefit of Provisional Patent Application No. 60/887,843, filed February 2, 2007.

Enclosed are:

☒ Specification (Including Abstract) and claims: 56 pages

☐ Application Data Sheet

☐ (Un)Executed Declaration and Power of Attorney

☒ Copy of Declaration from prior application (Application No. 11/924,711).

☒ Copy of Letter from Office of Petition granting the Petition filed under 37CFR §1.47 to Accept Application where an Inventor has refused to sign the Declaration from prior application (Application No. 11/924,711).

☒ Copy of Power of Attorney (including 37 CFR 3.73(b) statement, if applicable) from prior application (Application No. 11/924,711).

☒ 45 Sheets of drawings

☐ Under PTO-1595 Cover Sheet, an assignment of the invention

☒ Name of Assignee: Resource Consortium Limited

☐ Preliminary Amendment

☐ Information Disclosure statement, PTO/SB/08A and/or PTO/SB/S08B, and cited references.

☒ Request of Nonpublication of Application Under 35 USC §122(b)

☒ Other: Statement Requesting Deletion of Inventor(s) under 37 CFR 1.63 (d)(2).

Meta EX1002
IPR2024-00529
U.S. Patent No. 8,332,454

The filing fee is calculated as follows:

			SMALL ENTITY		LARGE ENTITY	
CLAIMS	NO. FILED	NO. EXTRA	FILING FEE $190		FILING FEE $380	380.00
			SEARCH FEE $310		SEARCH FEE $620	620.00
			EXAM FEE $125		EXAM FEE $250	250.00
TOTAL	20 - 20 =	0	x 30.00		0 x 60.00	0.00
INDEP.	3 - 3 =	0	x 125.00		0 x 250.00	0.00
☐ Multiple Dependent Claims Present			$180.00		$225.00	
			TOTAL		TOTAL	**$1,250.00**

☒ The Commissioner is hereby authorized to charge and/or credit Deposit Account No. **504670** as noted below.

☒ Filing fee in the amount of **$1,250.00** as calculated above.

☒ Any overpayments or deficiencies in the above-calculated fee.

☒ Any additional fees required under 37CFR§1.16 and §1.17.

☒ In the event that a Petition for Extension of Time is required during the prosecution of this application, but not submitted, please charge any extension fee under 37 CFR §1.13(a) to the Deposit Account noted above.

CORRESPONDENCE ADDRESS

Date: 10/17/11

Andrew W. Spicer, Esquire
Reg. No. 57,420
Carlineo, Spicer & Kee, LLC
2003 South Easton Road, Suite 208
Doylestown, PA 18901
(267) 880-1720

Customer Number 81712

IN THE UNITED STATES PATENT AND TRADEMARK OFFICE

In Re: Patent Application of Thomas Cona et al.

Conf. No.:	TBD	:	Group Art Unit:	TBD
Appln. No.:	TBD	:	Examiner: Unknown	
Filing Date:	Herewith	:	Attorney Docket No.:	RCL-005-12

Title: Creating a Projection of a Situational Network

STATEMENT REQUESTING DELETION OF INVENTOR(S) UNDER 37 CFR 1.63(d)(2)

This paper is being filed in the above-identified patent application under 37 CFR 1.63(d)(2). The present application is a divisional under 37 CFR 1.53(b) of U.S. Patent Application No. 11/924,711, filed October 26, 2007, for which **Thomas Cona, Patrick T. Igoe, Leonid Kravets** and **Edward A. Ehrlacher** are the named inventors.

Applicants hereby respectfully request the deletion of **deleting Edward A. Ehrlacher** as a named inventor in the present application, and that the executed Declaration (copy enclosed) filed in the parent application be accepted.

Respectfully submitted,

Date: 10/17/11

Andrew W. Spicer
Registration No. 57,420
Carlineo, Spicer & Kee, LLC
2003 South Easton Road, Suite 208
Doylestown, PA 18901
267-880-1720
Customer No.: 81712

DECLARATION AND POWER OF ATTORNEY
(Original Application)

As a below named inventor, I hereby declare that:

My residence, post office address and citizenship are as stated below next to my name.

I believe I am the original, first and sole inventor (if only one name is listed below) or an original, first and joint inventor (if plural names are listed below) of the subject matter which is claimed and for which a patent is sought on the invention entitled

Creating a Projection of a Situational Network

the specification of which is attached hereto and/or was filed on October 26, 2007 as Application No. 11/924,711.

I hereby state that I have reviewed and understand the contents of the above-identified specification, including the claims, as amended by any amendment referred to herein.

I acknowledge the duty to disclose information which is material to patentability in accordance with Title 37, Code of Federal Regulations, Section 1.56.

I hereby claim priority benefits under Title 35, United States Code, Section 119(a)-(d), of any foreign application(s) for patent or inventor's certificate listed below and have also identified below any foreign application for patent or inventor's certificate having a filing date before that of the application on which priority is claimed:

copy

FOREIGN PRIORITY APPLICATION(S)

			Priority Claimed
(Number)	(Country)	(Day/Month/Year Filed)	[ ] Yes [ ] No

I hereby claim the benefit under Title 35, United States Code §119(e) of any United States provisional patent application(s) listed below and have also identified below any United States provisional patent application(s) having a filing date before that of the application on which priority is claimed:

Attorney Docket No.: RCL-005-2

PROVISIONAL PRIORITY PATENT APPLICATION(S)

		Priority Claimed
60/887,843	February 2, 2007	[X] Yes [ ] No
(Application No.)	(Filing Date)	

And I hereby appoint the registered attorneys and agents associated with **TECHNOLOGY, PATENTS & LICENSING, INC., Customer No. 27833**, as my attorneys or agents with full power of substitution and revocation, to prosecute this application and to transact all business in the Patent and Trademark Office connected therewith.

Address all correspondence to **Customer No. 27833**, namely, **TECHNOLOGY, PATENTS & LICENSING, INC.**, 2003 South Easton Road, Suite 208, Doylestown, PA 18901. Please direct all communications and telephone calls to Andrew W. Spicer at 267-880-1720.

I hereby declare a that all statements made herein of my own knowledge are true and that all statements made on information and belief are believed to be true; and further that these statements were made with the knowledge that willful false statements and the like so made are punishable by fine or imprisonment, or both, under Section 1001 of Title 18 of the United States Code and that such willful false statement may jeopardize the validity of the application or any patent issuing thereon.

Full Name of First or Sole Inventor(s) Thomas Cona

Inventor's Signature T. R. C.

Date 26 nov 2007

Residence City/State Athens, GA

Citizenship US

Post Office Address 700 Riverview Road, Athens, GA 30606

copy

Attorney Docket No.: RCL-005-2

Full Name of Joint Inventor(s) Patrick T. Igoe

Inventor's Signature

Date 1/31/2008

Residence City/State Philadelphia, PA

Citizenship US

Post Office Address 2032B Arch Street, Philadelphia, PA 19103

Full Name of Joint Inventor(s) Leonid Kravets

Inventor's Signature

Date

Residence City/State Philadelphia, PA

Citizenship US

Post Office Address 2001 Hamilton Avenue, Unit 727, Philadelphia, PA 19130

copy

Full Name of Joint Inventor(s) Edward A. Ehrlacher

Inventor's Signature

Date 2-8-08

Residence City/State Philadelphia, PA

Citizenship US

Post Office Address 226 W. Gravers Lane, Philadelphia, PA 19118

copy

UNITED STATES PATENT AND TRADEMARK OFFICE

Commissioner for Patents
United States Patent and Trademark Office
P.O. Box 1450
Alexandria, VA 22313-1450
www.uspto.gov

TECHNOLOGY, PATENTS AND LICENSING, INC.
2003 South EASTON ROAD
SUITE 208
DOYLESTOWN, PA 18901

COPY MAILED

JUN 04 2008

OFFICE OF PETITIONS

In re Application of :
Cona et al. :
Application No. 11/924,711 :
Filed: October 26, 2007 :
Attorney Docket No. RCL-005-2 :
For: Creating a Projection of a :
Situational Network :

Decision According Status
Under 37 CFR 1.47(a)

This is a decision on the petition under 37 CFR 1.47(a), filed February 11, 2008.

The petition is **granted**.

The above-identified application and papers have been reviewed and found in compliance with 37 CFR 1.47(a). This application is hereby accorded Rule 1.47(a) status.

As provided in Rule 1.47(c), this Office will forward notice of this application's filing to the non-signing inventor at the address given in the petition. Notice of the filing of this application will also be published in the Official Gazette.

The Office of Patent Application Processing will be informed of the instant decision so that it may continue to prepare the application for examination.

Telephone inquiries regarding this communication should be directed to Petitions Attorney Steven Brantley at (571) 272-3203.

Charles Steven Brantley
Senior Petitions Attorney
Office of Petitions

copy

IN THE UNITED STATES PATENT AND TRADEMARK OFFICE

POWER OF ATTORNEY

I hereby revoke all previous powers of attorney given in the application(s) and patent(s) listed on Exhibit A, attached hereto.

I hereby appoint the registered attorneys and agents associated with **CARLINEO, SPICER & KEE, LLC, Customer No. 81712**, as my attorneys or agents with full power of substitution and revocation, to prosecute the application(s) and patent(s) listed on Exhibit A and any future applications related thereto and to transact all business in the Patent and Trademark Office connected therewith.

Please address all correspondence to **Customer No. 81712,** namely, **CARLINEO, SPICER & KEE, LLC,** 2003 South Easton Road, Suite 208, Doylestown, PA 18901. Please direct all communications and telephone calls to Andrew W. Spicer at 267-880-1720.

I am the assignee of record of the entire interest of the application(s) and patent(s) listed on Exhibit A. A statement under 37 C.F.R. 3.73(b) is enclosed herewith.

Executed this 9 day of August, 2008.

BY: GORDON R. HERRING
Vice-President
Resource Consortium Limited

Gordon R Herring
Signature

EXHIBIT A

Application No.	Filing Date	Title	Inventor(s)	Attorney Docket No.
60/078,175	3/16/1998	Message content protection and conditional disclosures	Ogilvie, John W. L.	RCL-001-PV
09/184206	11/2/1998	Message content protection and conditional disclosures	Ogilvie, John W. L.	RCL-001-1
09/929420	8/14/2001	Message content protection and conditional disclosures	Ogilvie, John W. L.	RCL-001-2
WO 99/48238	11/11/1998	Message content protection and conditional disclosures	Ogilvie, John W. L.	RCL-001-WO
EP 1062762	11/11/1998	Message content protection and conditional disclosures	Ogilvie, John W. L.	RCL-001-EP
DE 69813305	11/11/1998	Message content protection and conditional disclosures	Ogilvie, John W. L.	RCL-001-DE
AU 1390599	11/11/1998	Message content protection and conditional disclosures	Ogilvie, John W. L.	RCL-001-AU
AT 0237206	11/11/1998	Message content protection and conditional disclosures	Ogilvie, John W. L.	RCL-001-AT
60/134,383	5/15/1999	Automatic broker tools and techniques	Ogilvie, John W. L.	RCL-002-PV
09/552341	4/18/2000	Automatic broker tools and techniques	Ogilvie, John W. L.	RCL-002-1
10/010941	12/05/2001	Automatic broker tools and techniques	Ogilvie, John W. L.	RCL-002-2
AU760713	4/18/2000	Automatic broker tools and techniques	Ogilvie, John W. L.	RCL-002-AU
WO 00/70516	4/18/2000	Automatic broker tools and techniques	Ogilvie, John W. L.	RCL-002-WO
EP 00926079	4/18/2000	Automatic broker tools and techniques	Ogilvie, John W. L.	RCL-002-EP

Application No.	Filing Date	Title	Inventor(s)	Attorney Docket No.
CA 2388385	4/18/2000	Automatic broker tools and techniques	Ogilvie, John W.L.	RCL-002-CA
11/566,947	12/5/2006	Aggregating Personal Information in a Personal Information Aggregator	Igoe, Patrick T.	RCL-003-1
11/567,168	12/5/2006	Aggregating Personal Information in a Personal Information Aggregator	Igoe, Patrick T.	RCL-003-2
11/567,169	12/5/2006	Aggregating Personal Information in a Personal Information Aggregator	Igoe, Patrick T.	RCL-003-3
11/567,170	12/5/2006	Aggregating Personal Information in a Personal Information Aggregator	Igoe, Patrick T.	RCL-003-4
11/567,172	12/5/2006	Providing Incentives based on Aggregated Purchases	Igoe, Patrick T.	RCL-003-5
11/567,174	12/5/2006	Aggregating Personal Information in a Personal Information Aggregator	Igoe, Patrick T.	RCL-003-6
11/567,175	12/5/2006	Receiving Incentives for Aggregated Purchase Information	Igoe, Patrick T.	RCL-003-7
11/567,179	12/5/2006	Obtaining Personal Information from a Personal Information Aggregator	Igoe, Patrick T.	RCL-003-8
11/567,200	12/5/2006	Targeting Advertisements to Groups using Aggregated Personal Information	Igoe, Patrick T. Eldering, Charles A.	RCL-003-9
11/567,183	12/5/2006	Determining the Effectiveness of Advertisements	Igoe, Patrick T. Eldering, Charles A.	RCL-003-10
11/567,184	12/5/2006	Determining Insurance Needs Using a Personal Information Aggregator	Igoe, Patrick T. Eldering, Charles A.	RCL-003-11
11/567,185	12/5/2006	Generating Financial Plans using a Personal Information Aggregator	Igoe, Patrick T. Eldering, Charles A.	RCL-003-12
11/567,187	12/5/2006	Generating Financial Plans using a Personal Information Aggregator	Igoe, Patrick T. Eldering, Charles A.	RCL-003-13
11/567,188	12/5/2006	Targeting Advertisements using Aggregated Personal Information	Igoe, Patrick T. Eldering, Charles A.	RCL-003-14

Application No.	Filing Date	Title	Inventor(s)	Attorney Docket No.
11/567,190	12/5/2006	Targeting Advertisements in a Multi-Dimensional Personal Information Network	Igoe, Patrick Eldering, Charles	RCL-003-15
11/567,192	12/5/2006	Targeting Advertisements in a Multi-Dimensional Personal Information Network	Igoe, Patrick Eldering, Charles	RCL-003-16
11/567,194	12/5/2006	Creating a Projection of a Multi-Dimensional Network	Eldering, Charles Igoe, Patrick	RCL-003-17
11/567,195	12/5/2006	Accessing Information in a Multi-Dimensional Network	Eldering, Charles Igoe, Patrick	RCL-003-18
11/567,197	12/5/2006	Creating a Projection of a Multi-Dimensional Personal Information Network	Eldering, Charles Igoe, Patrick	RCL-003-19
11/567,198	12/5/2006	Obtaining Lists of Nodes of a Multi-Dimensional Network	Eldering, Charles Igoe, Patrick	RCL-003-20
11/567,201	12/5/2006	Providing Notifications to an Individual in a Multi-Dimensional Personal Information Network	Cumberbatch, Bradlee Igoe, Patrick Eldering, Charles	RCL-003-21
11/567,202	12/5/2006	Sending Personal Information to a Personal Information Aggregator	Igoe, Patrick Kravets, Leonid	RCL-003-23
11/668,737	1/30/2007	Targeting Advertisements using Aggregated Personal Information	Igoe, Patrick Eldering, Charles	RCL-003-24
11/668,739	1/30/2007	Targeting Advertisements using Aggregated Personal Information	Igoe, Patrick Eldering, Charles	RCL-003-25
11/668,744	1/30/2007	Determining Contraindications using Aggregated Personal Information	Igoe, Patrick Eldering, Charles	RCL-003-26
11/668,751	1/30/2007	Determining Lifestyle Recommendations using Aggregated Personal Information	Igoe, Patrick Eldering, Charles	RCL-003-27
11/668,757	1/30/2007	Generating Recommendations in a Multi-Dimensional Personal Information Network	Eldering, Charles A. Igoe, Patrick T.	RCL-003-28
11/668,776	1/30/2007	Generating Recommendations in a Multi-Dimensional Personal Information Network	Eldering, Charles A. Igoe, Patrick T.	RCL-003-29
11/668,801	1/30/2007	Generating Recommendations in a Multi-Dimensional Personal Information Network	Eldering, Charles A. Igoe, Patrick T.	RCL-003-30

Application No.	Filing Date	Title	Inventor(s)	Attorney Docket No.
08/890,920	7/10/1997	Corona Detector with Narrow-Band Optical Filter	Forsyth, Keith W.	RCL-004-1
09/261,532	3/3/1999	Corona Detector with Narrow-Band Optical Filter	Forsyth, Keith W.	RCL-004-2
09/545,419	4/7/2000	Electro-Optical, Non-Contact Measurement of Electrical Discharges	Forsyth, Keith W.	RCL-004-3
60/887843	2/2/2007	Situational Network	Cona, Tom Igoe, Patrick T.	RCL-005-PV
11/924,706	10/26/2007	Situational Network	Cona, Thomas Rose, Bruce L.	RCL-005-1
11/924,711	10/26/2007	Creating a Projection of a Situational Network	Cona, Thomas Igoe, Patrick T. Kravets, Leonid	RCL-005-2
11/924,721	10/26/2007	Location Based Services in a Situational Network	Agronow, Daniel Cona, Thomas Wendkos, Eli L. Igoe, Patrick T. Pons, Miguel E.	RCL-005-3
11/924,727	10/26/2007	Use of a Situational Network for Navigation and Travel	Cona, Thomas Ehrlacher, Edward A.	RCL-005-4
11/924,731	10/26/2007	Access of Information using a Situational Network	Cona, Thomas Ehrlacher, Edward A. Kravets, Leonid	RCL-005-5
11/924,741	10/26/2007	Searchable Message Board	Wendkos, Eli L. Longacre, Monisha Cona, Thomas	RCL-005-6
11/924,748	10/26/2007	Targeted Advertising in a Situational Network	Cona, Thomas Igoe, Patrick T. Kravets, Leonid	RCL-005-7
09/588,953	6/7/2000	Method and System of Auxiliary Illumination for Enhancing a Scene During a Multimedia Presentation	Makar, Michael G. Mosley, Joseph M. Tindall, Tracy A.	RCL-006-1
PCT/US01/18431	6/7/2001	Method and System of Auxiliary Illumination for Enhancing a Scene During a Multimedia Presentation	Makar, Michael G. Mosley, Joseph M. Tindall, Tracy A.	RCL-006-WO
AU0175353	6/7/2001	Method and System of Auxiliary Illumination for Enhancing a Scene During a Multimedia Presentation	Makar, Michael G. Mosley, Joseph M. Tindall, Tracy A.	RCL-006-AU

Application No.	Filing Date	Title	Inventor(s)	Attorney Docket No.
09/113,453	7/10/1998	Method and System for Displaying and Interacting with an Information Message Based on an Information Processing System Event	Kreynin, Vadim Mosley, Joseph M. Makar, Michael G.	RCL-007-1
CA2306936	10/16/1998	Method and System for Displaying and Interacting with an Information Message Based on an Information Processing System Event	Kreynin, Vadim Mosley, Joseph M. Makar, Michael G.	RCL-007-CA
DE19882743	10/16/1998	Method and System for Displaying and Interacting with an Information Message Based on an Information Processing System Event	Kreynin, Vadim Mosley, Joseph M. Makar, Michael G.	RCL-007-DE
GB2346241	10/16/1998	Method and System for Displaying and Interacting with an Information Message Based on an Information Processing System Event	Kreynin, Vadim Mosley, Joseph M. Makar, Michael G.	RCL-007-GB
60/062,600	10/20/1997	Method and System for Displaying and Interacting with an Information Message Based on an Information Processing System Event	Kreynin, Vadim Mosley, Joseph M. Makar, Michael G.	RCL-007-PV
PCT/US98/21980	10/16/1998	Displaying and Interacting with an Information Message Based on an Information Processing System Event	Kreynin, Vadim Mosley, Joseph M. Makar, Michael G.	RCL-007-WO
60/384,942	5/31/2002	Method of and Apparatus for Displaying Information on a Wireless Communication Device	King, John J. King, Christina J.	RCL-009-PV
60/389,814	6/19/2002	Method of and Apparatus for Displaying Information on a Wireless Communication Device	King, John J. King, Christina J.	RCL-009-PV2
10/307,834	12/2/2002	Cellular Telephone Having a Touch Screen User Interface	King, John J. King, Christina J.	RCL-009-1
10/307,862	12/2/2002	Foldable Wireless Communication Device Functioning as a Cellular Telephone and a Personal Digital Assistant	King, John J. King, Christina J.	RCL-010-1
10/307,601	12/2/2002	User Interface for a Cellular Telephone Functioning as a Personal Digital Assistant	King, John J. King, Christina J.	RCL-009-X

Application No.	Filing Date	Title	Inventor(s)	Attorney Docket No.
10/449,211	5/30/2003	Foldable Cellular Telephone	King, John J. King, Christina J.	RCL-010-X
PCT/US01/17029	5/30/2003	Foldable Cellular Telephone	King, John J. King, Christina J.	RCL-010-WO
AU 3240951	5/30/2003	Foldable Cellular Telephone	King, John J. King, Christina J.	RCL-010-AU
PCT/US01/17101	10/16/1998	Method and System for Displaying and Interacting with an Information Message Based on an Information Processing System Event	King, John J. King, Christina J.	RCL-009-WO
AU 3245365	5/30/2003	A Cellular Telephone Having a Touch Screen User Interface	King, John J. King, Christina J.	RCL-009-AU
10/000,939	11/2/2001	Method of Downloading a Screen Saver to a Cellular Telephone	King, John J. King, Christina J.	RCL-011-X
10/002,799	11/2/2001	Method of Providing a Screen Saver on a Cellular Telephone	King, John J. King, Christina J.	RCL-011-1
60/246,773	11/8/2000	Method and Apparatus for Providing Content Relevant Information Associated with a Picture File	King, John J. King, Christina J.	RCL-012-PV
6/311,982	8/13/2001	Method and Apparatus for Providing Content Relevant Information Associated with a Picture File	King, John J. King, Christina J.	RCL-012-PV2
10/004,318	11/2/2001	Method of Displaying a Picture File on a Cellular Telephone	King, John J. King, Christina J.	RCL-012-1
10/307,066	11/29/2002	Method of Enabling the Display of a Picture File on a Cellular Telephone	King, John J. King, Christina J.	RCL-012-2
10/307,121	11/29/2002	Method of Editing Information Related to a Picture File Displayed on a Cellular Telephone	King, John J. King, Christina J.	RCL-012-3
PCT/US01/4345 7	11/6/2001	Method of Providing a Screen Saver on a Cellular Telephone	King, John J. King, Christina J.	RCL-011-WO
GB 2386810	11/6/2001	Method of Providing a Screen Saver on a Cellular Telephone	King, John J. King, Christina J.	RCL-011-GB

Application No.	Filing Date	Title	Inventor(s)	Attorney Docket No.
AU 0225673	11/6/2001	Method of Providing a Screen Saver on a Cellular Telephone	King, John J. King, Christina J.	RCL-011-AU
PCT/US-1/43430	11/6/2001	Method of Enabling the Display of a Picture File on a Cellular Telephone	King, John J. King, Christina J.	RCL-012-WO
GB 2393879	11/6/2001	Method of Enabling the Display of a Picture File on a Cellular Telephone	King, John J. King, Christina J.	RCL-012-GB
CA 2466917	11/6/2001	Method of Enabling the Display of a Picture File on a Cellular Telephone	King, John J. King, Christina J.	RCL-012-CA
AU 0226910	11/6/2001	Method of Enabling the Display of a Picture File on a Cellular Telephone	King, John J. King, Christina J.	RCL-012-AU
10/307,175	11/29/2002	Method of Enabling the Selection of A Picture File on a Cellular Telephone	King, John J. King, Christina J.	RCL-012-2X
10/307,096	11/29/2002	Method of Enabling the Display of a Plurality of Picture Files on a Cellular Telephone	King, John J. King, Christina J.	RCL-012-3X
PCT/US/43459	11/6/2001	Method of Downloading a Screen Saver to a Cellular Telephone	King, John J. King, Christina J.	RCL-011-WO2
EP 1410159	11/6/2001	Method of Downloading a Screen Saver to a Cellular Telephone	King, John J. King, Christina J.	RCL-011-EP
GB 2386798	11/6/2001	Method of Downloading a Screen Saver to a Cellular Telephone	King, John J. King, Christina J.	RCL-011-GB2
AU 0243222	11/6/2001	Method of Downloading a Screen Saver to a Cellular Telephone	King, John J. King, Christina J.	RCL-011-AU2
PCT/US01/4674 9	11/8/2001	A Cellular Telephone Capable of Displaying a Picture File	King, John J. King, Christina J.	RCL-012-WO2
EP 1410672	11/8/2001	A Cellular Telephone Capable of Displaying a Picture File	King, John J. King, Christina J.	RCL-012-EP
AU 0230625	11/8/2001	A Cellular Telephone Capable of Displaying a Picture File	King, John J. King, Christina J.	RCL-012-AU2
09/511,735	2/24/2000	Method and Application Programming Interface for Assigning Multiple Network Addresses	Borella, Michael S. Beser, Nurettin B.	RCL-013-1

Application No.	Filing Date	Title	Inventor(s)	Attorney Docket No.
10/156,739	5/28/2002	Extensible and Flexible Electronic Information Tracking Systems and Methods	Morgan, George J., III	RCL-014-1
11/486,909	7/14/2006	Extensible and Flexible Electronic Information Tracking Systems and Methods	Morgan, George J., III	RCL-014-2
60/293,659	5/25/2001	Extensible and Flexible Electronic Information Tracking Systems and Methods	Morgan, George J., III	RCL-014-PV
09/774,462	1/31/2001	Industrial Equipment Services Marketing and Sale System	Ifflander, Bernhard Jouffroy, Marion Honig, Nickolaus	RCL-015-1
EP2002203.4	1/29/2003	Industrial Equipment Services Marketing and Sale System	Ifflander, Bernhard Jouffroy, Marion Honig, Nickolaus	RCL-015-EP
09/390,363	9/07/1999	System and Method for Enabling the Originator of an Electronic Mail Message to Preset an Expiration Time, Date and/or Event, and to Control Processing or Handling by a Recipient	Leonard, Jon N.	RCL-016-1
09/475,112	12/30/1999	System and Method for Enabling the Originator of an Electronic Mail Message to Preset an Expiration Time, Date and/or Event, and to Control Processing or Handling by a Recipient	Leonard, Jon N. Bernstein, Michael	RCL-016-2
WO 01/50291	12/27/2000	System and Method for Electronic Mail Message Processing	Leonard, Jon N. Bernstein, Michael	RCL-016-WO
CA 2396415	12/27/2000	System and Method for Electronic Mail Message Processing	Leonard, Jon N. Bernstein, Michael	RCL-016-CA
AU 0125817	12/27/2000	System and Method for Electronic Mail Message Processing	Leonard, Jon N. Bernstein, Michael	RCL-016-AU
09/997,018	11/20/2001	Method for Grouping Computer Subscribers by Common Preferences to Establish Non Intimated Relationship	Wilens, Peter	RCL-017-1
09/591,526	6/9/2000	Network Probing Using Overlapping Probe Packets	Augart, Steven	RCL-018-1
09/590,960	6/9/2000	Determining the Geographic Location of a Network Device	Augart, Steven	RCL-019-1
11/678,581	2/24/2007	Determining the Geographic Location of a Network Device	Augart, Steven	RCL-019-2
09/591,288	6/9/2000	Creating a Geographic Database for Network Devices	Augart, Steven	RCL-020-1

Application No.	Filing Date	Title	Inventor(s)	Attorney Docket No.
10/290,085	11/6/2002	Method and System for Access to Automatically Synchronized Remote Files	Duncombe, Chris Jaffe, Norman Swain, Nicholas Mark	RCL-021-1
CA2411294	11/6/2002	Method and System for Access to Automatically Synchronized Remote Files	Duncombe, Chris Jaffe, Norman Swain, Nicholas Mark	RCL-021-CA
60/338,497	11/6/2001	Method and System for Access to Automatically Synchronized Remote Files	Duncombe, Chris Jaffe, Norman Swain, Nicholas Mark	RCL-021-PV
10/152,308	5/20/2002	System and Method for Detection and Analysis of Audio Recordings	Gordon, Goren	RCL-022-1
10/153,418	5/21/2002	System and Method for Message Insertion within Video Recordings	Gordon, Goren	RCL-023-1
10/152,309	5/20/2002	System and Method for Analyzing Aerial Photos	Gordon, Goren	RCL-024-1
10/393,860	3/21/2003	Portable Personal Security System	Lane, Jody D.	RCL-025-1
09/702,989	11/2/2000	Information Distribution Method and System	Hahn, Chris P. Gissel, Peter V.	RCL-026-1
10/801,572	3/17/2004	Information Distribution Method and System	Hahn, Chris P. Gissel, Peter V.	RCL-026-2
10/304,656	11/25/2002	Method and System for Providing Wireless Internet Protocol Access	Sharma, Abhishek Borella, Michael S. Bartucci, John T.	RCL-027-1
09/899,489	7/5/2001	System and Method for Anonymous Transaction in a Data Network and Classification of Individuals without Knowing their Real Identity	Mascarenhas, Desmond	RCL-028-1
60/216,42	7/6/2000	System and Method for Anonymous Transaction in a Data Network and Classification of Individuals without Knowing their Real Identity	Mascarenhas, Desmond	RCL-028-PV
WO 02/05196	7/5/2001	System and Method for Anonymous Transaction in a Data Network and Classification of Individuals without Knowing their Real Identity	Mascarenhas, Desmond	RCL-028-WO
AU181294	7/5/2001	System and Method for Anonymous Transaction in a Data Network and Classification of Individuals without Knowing their Real Identity	Mascarenhas, Desmond	RCL-028-AU

Application No.	Filing Date	Title	Inventor(s)	Attorney Docket No.
60/837,959	8/16/2006	Personal Information Aggregator	Igoe, Patrick T. Eldering, Charles A.	LCI-011-PV
60/839,987	8/23/2006	Personalized Recommendation System	Eldering, Charles A. Igoe, Patrick T.	LCI-012-PV
60/839,898	8/23/2006	N-Dimensional Social Network	Eldering, Charles A. Igoe, Patrick T.	LCI-013-PV
60/827,140	9/27/2006	Using Aggregated Personal Information to Determine the Effectiveness of Advertisements.	Igoe, Patrick T. Eldering, Charles A.	LCI-014-PV
60/827,143	9/27/2006	Using Aggregated Personal Information and Multidimensional Networks to Target Advertisements	Igoe, Patrick T. Eldering, Charles A.	LCI-015-PV

IN THE UNITED STATES PATENT AND TRADEMARK OFFICE

In Re: Patent Application of Thomas Cona et al.

Conf. No.:	1774	:	Group Art Unit:	2617
Appln. No.:	11/924,731	:	Examiner: BOST, Dwayne D.	
Filing Date:	26 OCTOBER 2007	:	Attorney Docket No.:	RCL-005-5

Title: Access of information using a situational network

STATEMENT UNDER 37 CFR §3.73(b)

Resource Consortium Limited, (a British Virgin Islands corporation) states that it is:

☒ the assignee of the entire right, title and interest;

by virtue of:

☒ A chain of title from the inventor(s) of the patent application/patent identified above, to the current assignee as shown below:

An assignment from **Thomas Cona, Edward A. Ehrlacher and Leonid Kravets** to **Resource Consortium Limited**. The document was recorded in the United States Patent and Trademark Office on March 14, 2008, at Reel 020650, Frame 0348.

The undersigned (whose title is supplied below) is empowered to sign this statement on behalf of the assignee.

November 24, 2008
Date

/aws/
Andrew W. Spicer
Registration No. 57,420
Carlineo, Spicer & Kee, LLC
2003 South Easton Road, Suite 208
Doylestown, PA 18901
267-880-1720

Customer No.: 81712

PTO/SB/35 (09-04)
Approved for use through 07/31/2006. OMB 0651-0031
U.S. Patent and Trademark Office; U. S. DEPARTMENT OF COMMERCE
Under the Paperwork Reduction Act of 1995, no persons are required to respond to a collection of information unless it displays a valid OMB control number.

NONPUBLICATION REQUEST UNDER 35 U.S.C. 122(b)(2)(B)(i)

First Named Inventor	Cona, Thomas
Title	Creating a Projection of a Situational Network
Attorney Docket Number	RCL-005-12

I hereby certify that the invention disclosed in the attached application **has not and will not be** the subject of an application filed in another country, or under a multilateral agreement, that requires publication at eighteen months after filing.

I hereby request that the attached application not be published under 35 U.S.C. 122(b).

[signature]	10/17/11
Signature	Date
Andrew W. Spicer	57,420
Typed or printed name	Registration Number, if applicable
267-880-1720	
Telephone Number	

This request must be signed in compliance with 37 CFR 1.33(b) and submitted with the application **upon filing.**

Applicant may rescind this nonpublication request at any time. If applicant rescinds a request that an application not be published under 35 U.S.C. 122(b), the application will be scheduled for publication at eighteen months from the earliest claimed filing date for which a benefit is claimed.

If applicant subsequently files an application directed to the invention disclosed in the attached application in another country, or under a multilateral international agreement, that requires publication of applications eighteen months after filing, the applicant **must** notify the United States Patent and Trademark Office of such filing within forty-five (45) days after the date of the filing of such foreign or international application. **Failure to do so will result in abandonment of this application (35 U.S.C. 122(b)(2)(B)(iii)).**

This collection of information is required by 37 CFR 1.213(a). The information is required to obtain or retain a benefit by the public which is to file (and by the USPTO to process) an application. Confidentiality is governed by 35 U.S.C. 122 and 37 CFR 1.11 and 1.14. This collection is estimated to take 6 minutes to complete, including gathering, preparing, and submitting the completed application form to the USPTO. Time will vary depending upon the individual case. Any comments on the amount of time you require to complete this form and/or suggestions for reducing this burden, should be sent to the Chief Information Officer, U.S. Patent and Trademark Office, U.S. Department of Commerce, P.O. Box 1450, Alexandria, VA 22313-1450. DO NOT SEND FEES OR COMPLETED FORMS TO THIS ADDRESS. **SEND TO: Commissioner for Patents, P.O. Box 1450, Alexandria, VA 22313-1450.**

If you need assistance in completing the form, call 1-800-PTO-9199 (1-800-786-9199) and select option 2.

TITLE

[0001] Creating a Projection of a Situational Network

CROSS REFERENCE TO RELATED APPLICATIONS

[0002] This application is a divisional of U.S. Patent Application No. 11/924,711, filed October 26, 2007, and entitled *Creating a Projection of a Situational Network*, the entire disclosure of which is incorporated herein by reference.

[0003] U.S. Patent Application No. 11/924,711 claims the benefit of U.S. Provisional Patent Application No. 60/887,843, filed February 2, 2007, entitled *Situational Network*, the entire disclosure of which is incorporated herein by reference.

[0004] This application is related to U.S. Patent Application No. 11/566,947, filed December 5, 2006, entitled *Aggregating Personal Information in a Personal Information Aggregator*, the entire disclosure of which is incorporated herein by reference.

[0005] This application is related U.S. Patent Application No. 11/924,706 (now U.S. Patent No. 7,812,717), filed October 26, 2007, entitled *Situational Network*; U.S. Patent Application No. 11/924,721, filed October 26, 2007, entitled *Location Based Services in a Situational Network*; U.S. Patent Application No. 11/924,727 (now U.S. Patent No. 7,711,475), filed October 26, 2007, entitled *Use of a Situational Network for Navigation and Travel*; U.S. Patent Application No. 11/924,731 (now U.S. Patent No. 8,036,632), filed October 26, 2007, entitled *Access of Information using a Situational Network*; U.S. Patent Application No. 11/924,741, filed October 26, 2007, entitled *Searchable Message Board*; U.S. Patent Application No. 11/924,748, filed October 26, 2007, entitled *Targeted Advertising in a Situational Network*; U.S. Patent Application No. 12/731,413 (now U.S. Patent No. 8,000,893), filed March 25, 2010, entitled *Use of a Situational Network for Navigation and Travel;* U.S. Patent Application No. 13/253,374, filed October 5, 2011, entitled *Access of Information Using a Situational Network;* U.S. Patent Application No. _____, filed October 17, 2011, entitled *Location Based Services in a Situational Network,* (Attorney Docket No. RCL-005-10); U.S. Patent Application No. _____, filed October 17, 2011, entitled *Location Based Services in a Situational Network,* (Attorney Docket No. RCL-005-11); and U.S. Patent Application No.

_____, filed October 17, 2011, entitled *Notifications Using a Situational Network* (Attorney Docket No. RCL-005-13).

BRIEF DESCRIPTION OF THE DRAWINGS

[0006] The following detailed description will be better understood when read in conjunction with the appended drawings, in which there is shown one or more of the multiple embodiments of the present invention. It should be understood, however, that the various embodiments of the present invention are not limited to the precise arrangements and instrumentalities shown in the drawings.

[0007] In the Drawings:

[0008] Fig. 1 is a network diagram of an embodiment of a Situational Network (SitNet);

[0009] Fig. 2 is a use case diagram for the SitNet of Fig. 1;

[0010] Fig. 3 is a use case diagram for a personal information aggregator (PIA) used in accordance with the SitNet of Fig.1;

[0011] Fig. 4 is a class diagram for the structure of the personal information stored in the PIA used in accordance with the SitNet of Fig.1;

[0012] Fig. 5 is a sequence diagram for the interactions associated with a PIA single-use authorization request to receive data from the PIA used in accordance with the SitNet of Fig 1;

[0013] Fig. 6 is a sequence diagram for the interactions associated with a PIA ongoing-use authorization request to receive data from the PIA used in accordance with the SitNet of Fig 1;

[0014] Fig. 7 is a sequence diagram for the interactions associated with a PIA limited-use authorization request to receive data from the PIA used in accordance with the SitNet of Fig 1;

[0015] Fig. 8 is a sequence diagram for the interactions associated with a user-initiated PIA authorization to provide data from the PIA used in accordance with the SitNet of Fig 1;

[0016] Figs. 9 is an activity diagram for the steps performed by the PIA used in accordance with the SitNet of Fig 1;

[0017] Fig. 10 is a sequence diagram for the interactions associated with user-initiated receiving of data by the PIA used in accordance with the SitNet of Fig 1;

[0018] Fig. 11 is a sequence diagram for the interactions associated with an authorization request to provide data to the PIA used in accordance with the SitNet of Fig 1;

[0019] Fig. 12 is a network diagram of an N-Dimensional Social Network (NDSN) used in accordance with the SitNet of Fig 1;

[0020] Fig. 13 is a use case diagram for the NDSN of Fig. 12;

[0021] Fig. 14 is a sequence diagram for the interactions associated with a user discovering an NDSN used in accordance with the SitNet of Fig 1;

[0022] Fig. 15 is a sequence diagram for the interactions associated with a user connecting to other members of an NDSN used in accordance with the SitNet of Fig 1;

[0023] Fig. 16 is a sequence diagram for the interactions associated with a user inviting a new member to connect to the members of an NDSN used in accordance with the SitNet of Fig 1;

[0024] Fig. 17 is a sequence diagram for the interactions associated with a user disconnecting from other members of an NDSN used in accordance with the SitNet of Fig 1;

[0025] Fig. 18 is an example of nodes of the NDSN of Fig. 12;

[0026] Fig. 19 is an example of a projected NDSN used in accordance with the SitNet of Fig 1;

[0027] Fig. 20 is a sequence diagram for the interactions associated with creating a projection of the NDSN used in accordance with the SitNet of Fig 1;

[0028] Fig. 21 is a sequence diagram for the interactions associated with a user connecting to other members of an NDSN used in accordance with the SitNet of Fig 1;

[0029] Fig. 22 is a block diagram of a computer system for realization of the SitNet of Fig.1;

[0030] Fig. 23 is a block diagram of a computer system through which the implementation of the SitNet of Fig. 1 may be realized;

[0031] Fig. 24 is a user case diagram of an emergency event situational network in accordance with the SitNet of Fig. 1;

[0032] Fig. 25 is an example of a propagation of a notification using a PIA in accordance with the SitNet of Fig. 1;

[0033] Fig. 26 is an example of a method of connecting to a weather-dependent social network in accordance with the SitNet of Fig. 1;

[0034] Fig. 27 is an example of presenting targeted advertisements to different users in accordance with the SitNet of Fig. 1;

[0035] Fig. 28 is a use case diagram in accordance with the SitNet of Fig. 1;

[0036] Fig. 29 is an example of temporally limited links in accordance with the SitNet of Fig. 1;

[0037] Fig. 30 is an example of a geographic projection of nodes in accordance with the SitNet of Fig. 1;

[0038] Fig. 31 is an example of an event relative embodiment of a SitNet;

[0039] Fig. 32 is an example of presenting a roll call to a user in accordance with the SitNet of Fig. 1;

[0040] Fig. 33 is an example of a searchable message board that can be used in accordance with the SitNet of Fig. 1;

[0041] Fig. 34 is a sequence diagram in accordance with the SitNet of Fig. 1;

[0042] Fig. 35 is a sequence diagram in accordance with the SitNet of Fig. 1;

[0043] Fig. 36 is a sequence diagram in accordance with the SitNet of Fig. 1;

[0044] Fig. 37 is a sequence diagram in accordance with the SitNet of Fig. 1;

[0045] Fig. 38 is a sequence diagram in accordance with the SitNet of Fig. 1;

[0046] Fig. 39 is a sequence diagram in accordance with the SitNet of Fig. 1;

[0047] Fig. 40 is a sequence diagram in accordance with the SitNet of Fig. 1;

[0048] Fig. 41 is a flow diagram in accordance with the SitNet of Fig. 1;

[0049] Fig. 42 is a sequence diagram in accordance with the SitNet of Fig. 1;

[0050] Fig. 43 is a network diagram of an alternative embodiment of a SitNet;

[0051] Fig. 44 is a network diagram of an alternative embodiment of a SitNet; and

[0052] Fig. 45 is a network diagram of an alternative embodiment of a SitNet.

DETAILED DESCRIPTION

[0053] Certain terminology is used herein for convenience only and is not to be taken as a limitation on the embodiments of the present invention. In the drawings, the same reference letters are employed for designating the same elements throughout the several figures.

[0054] The words "right", "left", "lower" and "upper" designate directions in the drawings to which reference is made. The words "inwardly" and "outwardly" refer to directions toward and away from, respectively, the geometric center of the situational network and designated parts thereof. The terminology includes the words above specifically mentioned, derivatives thereof and words of similar import.

[0055] Unified Modeling Language ("UML") can be used to model and/or describe methods and systems and provide the basis for better understanding their functionality and internal operation as well as describing interfaces with external components, systems and people using standardized notation. When used herein, UML diagrams including, but not limited to, use case diagrams, class diagrams and activity diagrams, are meant to serve as an aid in describing the embodiments of the present invention, but do not constrain implementation thereof to any particular hardware or software embodiments. Unless otherwise noted, the notation used with respect to the UML diagrams contained herein is consistent with the UML 2.0 specification or variants thereof and is understood by those skilled in the art.

[0056] Referring generally to Fig. 1, a situational network 3000 is created when an occurrence or expected occurrence of an event or situation 3005 causes connections, also referred to as links, to be established between, within or among a set of participants 250, 207. The situational network allows the participants 250, 207 to interact and exchange information over connections to or through a computer network 900 regarding the event or situation 3005. Some or all of the participants included in the situational network (SitNet) 3000 may have no prior knowledge of or connection or contact with each other or other participants of the situational network through any other type of social network or personal interactions.

[0057] In the context of the situational network 3000, the participants may include external entities 207, also called situation authorities, central authorities or trusted providers, that generally are able to aggregate and provide comprehensive information related to the situation. Situation authorities 207 include, but are not limited to news organizations, such as news agencies (e.g., CNN), weather agencies (e.g., The Weather Channel), traffic agencies (e.g., Traffic.com), emergency relief organizations (e.g., The American Red Cross), and government agencies (e.g., local fire departments, state Departments of Transportation, Federal Emergency Management Agency (FEMA)). There is a corresponding situation authority server 3011, also referred to as an event node server, for each situation authority 207. The situation authority server 3011 may be connected to a database 3020 for storing information related to the situation 3005, or data related to other participants in the SitNet 3000.

[0058] Participants in the SitNet 3000 also include users 250, which are alternately referred to as individuals or members. Users 250 are connected via the situational network 3000 using devices 402 such as cell phones, PDA's, personal computers, network servers, PVR's, in-vehicle and portable navigation systems, or other devices generally known to those skilled in the art that enable connection to, from and through the computer network 900. There is at least one device 402 corresponding to each user 250, although a user 250 may use more than one device 402 to access and share information within the situational network 3000. The devices 402 may be connected into the situational network 3000 automatically, by requesting a connection, or by receiving an invitation to connect, each of which is described in greater detail below.

[0059] The connections, or links, established in forming and sustaining the situational network 3000 may be persistent or temporary. A persistent connection allows participants to exchange information without requiring the user to re-authenticate, re-authorize, or re-create the connection. Temporary connections require one or both sides of the link to re-authenticate or re-authorize the connection each time information is to be sent or received. Some temporary links may enable one-time use, such that a new connection, including authorization or authentication, is created each time information is passed between the participants.

[0060] Examples of events or situations 3005 that might initiate the formation of a situational network include weather phenomenon, such as hurricanes, tornadoes, severe thunderstorms, or winter storms; emergency situations, such as building fires, aircraft crashes, or toxic substance releases; natural disasters, such as earthquakes, tsunamis, or floods; weather related activities, such as skiing or surfing; navigation and/or travel incidents, such as road closures or construction, vehicle accidents, traffic congestion, roadway debris, or air turbulence; and public health crises, such as disease outbreak. Many of these event types are interrelated. For example, there a high correlation between vehicle accidents and freezing precipitation. Thus, it is possible to anticipate or pre-form a situational network based on an expected weather condition or forecast or anticipated road construction.

[0061] If the event or situation is not stationary or changes over time (e.g., in scope or location), such as a weather event with a time-dependent trajectory or size, the participants in the situational network may also change as the situation evolves over time. This embodiment is referred to as an event relative or dynamic SitNet. A change in the characteristics, either actual or forecast, associated with the situation are used to determine which users should be connected to or disconnected from the SitNet. Examples of characteristics for a weather phenomenon include location, size, shape, speed, precipitation rate, wind velocity, and trajectory. Some examples of characteristics that may be associated with navigation situations include location, altitude, visibility, length of traffic backup, and road surface conditions. In one embodiment, the users are connected or disconnected to the SitNet based on their movement relative to the situation.

[0062] Referring to Fig. 31, an example of an event relative SitNet is shown for two different times T1 and T2. At time T1, participants B, D, E, and H are connected to a situation authority in SitNet 3001 that has been established for a cluster of severe thunderstorms 3003. At time T2, in response to the changes in the location and shape of the thunderstorm cluster 3003, participants A, C, F, and I have been added to the SitNet 3001, and participants B, D, and H have been disconnected. Participant E is included in the SitNet 3001 at both time T1 and T2.

[0063] Referring to Fig. 36, the event relative embodiment of the SitNet has a dynamic set of user connections in which links between the participants in the situational network

are added or removed as the situation or event changes its geographic location or as the user changes his position relative to the situation. User devices 404, 406 are connected into the situational network when it is determined that users of the devices 404, 406 are affected by the event or situation. Similarly, users are disconnected from the situational network as the event or situation moves away, the users move away from the situation, or the users are no longer determined to be affected by the event or situation. For example, due to the uncertain nature of hurricane trajectory prediction, the list of users connected to the SitNet may change for each updated forecast of the hurricane, with users determined to be out of the projected hurricane path being disconnected from the SitNet while other users included in the projected hurricane path are added. As the hurricane passes, some users may be disconnected from the network if their area was not adversely affected, while those affected by the storm may remain connected to the SitNet or even be disconnected from the event relative SitNet and invited to connect to a different SitNet for those affected by the Hurricane, possibly requiring emergency assistance or aid by a relief agency.

[0064] A SitNet may be formed when users involved in a situation or event are determined to be in relatively close geographic positions. If the SitNet is not pre-formed or anticipated by the event or situation, but its formation is a result of the occurrence of the event or situation causing the potential members of the SitNet to be within a relatively small geographic area, such embodiment of the SitNet may be referred to as a proximity based SitNet. A proximity based SitNet may be established without the involvement of a situation authority or the creation an event node, described in greater detail below. User devices, such as Personal Information Aggregators (PIAs), discussed in greater detail below, containing a GPS or other geographic positioning devices generally understood by those skilled in the art, can share location coordinates to determine if they are within a proximity limit that has either been preset within the device or predetermined by the user. In one embodiment, PIAs crawling a multi-dimensional personal information network (NDSN), discussed in greater detail below, can locate other PIAs with the same proximity if the PIAs are allowed to share their location coordinates. The users may have no previous interaction or knowledge of each other, but may be related thought their PIAs by a high order separation of nodes in the NDSN (i.e., their PIAs may have indirectly

changed information as described below). For example, while traveling internationally, several people without any other prior personal connection or relationship are coincidentally delayed at the same airport. They are alerted to the proximity of the other users by their PIAs which have established that they share something in common, such as currently reside in the same town, state or county, or have attended the same school or university. A SitNet can be formed through connections established through the PIAs, possibly resulting in a personal meeting between the individuals.

[0065] A proximity based SitNet may be established in response to a request for goods or services (i.e. the need for goods or services is the situation) by an individual. A device associated with an individual broadcasts a message containing a request for goods and/or services. The message also includes positional coordinates. Other devices receiving the request within a close proximity to the requesting device may establish a connection with the requesting device to provide information about the rendering of the service or the availability of the goods. The devices may also be used to facilitate a personal meeting between the device users if the rendering of the service or procurement of goods requires such a meeting. The connections in the SitNet are maintained until the service has been completed by one user with a responding device, or until the goods have been obtained.

[0066] A variety of different architectures may be used to connect the devices of participants in the situational network. In one embodiment, a situational network may be formed using a centralized architecture. Referring to Fig. 43, in a centralized architecture embodiment, user devices 402 in the SitNet 3012 corresponding to users 250 are connected using centralized connections 3013 to a situation authority server 3011 associated with a situation authority 207. Information related to the situation 3005 is shared between the situation authority 207 and the users 250. Information originating from a user 250 in the SitNet 3012 and related to the situation 3005 may be shared with other users 250 in the SitNet 3012 via the situation authority 207. The situation authority 207 may distribute the information as received from the users 250 via the centralized connections 3013 between the situation authority server 3011 and the user devices 402 or perform a verification of the information before distributing the information to the users 250 of the SitNet 3012 through the centralized connections 3013.

[0067] Referring to Fig. 44, the situational network may also be formed using a decentralized architecture, such as a peer-to-peer network understood by one skilled in the art. In Fig. 44, user devices 402 of SitNet 3014 corresponding to users 250 are connected to each other through peer-to-peer connections 3015. The user device 402 may be connected at the same time to more than one other user device 402. Information related to the situation 3005 is shared using the user devices 402 directly between users 250 using the peer-to-peer connections 3015. Information can be distributed from a user 250 to all other users or a subset of the users in the SitNet 3014.

[0068] In one embodiment, the situation authority acts as a participant in the peer-to-peer network. While the situation authority may act as an important source of information, it does not act as the central authority or host, as would be found in the centralized architecture described above.

[0069] Referring to Fig. 45, both centralized and decentralized architectures may be utilized to form a combined architecture for the situational network. In Fig. 45, the user devices 402 in the SitNet 3016 are connected to the situation authority server 3011 using centralized connections 3013. The user devices 402 are also interconnected with each other using peer-to-peer connections 3015. In the event that the situation authority server 3011 becomes disabled or connectivity between the situation authority 207 and the users 250 is lost, the peer to peer connections 3015 that have been established between the users 250 or corresponding user devices 402 can still allow vital situation information to be exchange between users 250. In one embodiment, the situation authority 207 facilitates the formation of the peer-to-peer connections 3015 by providing users 250 with some type of indication of other users 250 also connected to the situational network 3016 through the situation authority server 3011. One such indication may be a projection of nodes of the SitNet 3016, described in greater detail below.

[0070] Regardless of the architecture used to form and sustain the situational network, the situational network is generally formed according to the process outlined in Fig. 41, which includes a recognition or identification of a situation 3100, a connection of participants 3110, and a sharing of information related to the situation 3120. This is also demonstrated in Fig. 39, where the situation is identified by situation authority 207. Users 256, 256 and situation authority 207 are all interconnected, and able to exchange

information. Furthermore, those skilled in the art will recognize that any of the available architectures (e.g., centralized, peer-to-peer, or combination thereof) may be used to form and sustain the various embodiments of the situational network described above, including the event relative (dynamic) SitNet or the proximity based SitNet. Certain architectures may be more applicable to certain embodiments. For example, the peer-to-peer architecture may naturally be used to form a proximity based SitNet described previously due to the inherent nature of the proximity SitNet. Nonetheless, those skilled in the art will recognize that a centralized or combination architecture may also be used for the proximity based SitNet depending on the particular situation and/or connections available.

[0071] In one embodiment, the situational network may be established using the framework of an N-dimensional social network (NDSN), also referred to hereafter as a multi-dimensional personal information network, as described in detail below. In this embodiment, users are connected into the situational network through the NDSN using a PIA. In the context of the NDSN, a PIA associated with each user is or encompasses a node of the situational network. The situation or event itself may also be associated with a node on the SitNet, known as the event node for the SitNet. For example, an entity, such as a trusted provider of information (e.g., a news source such as CNN or weather.com), establishes an event node in an NDSN that propagates up-to-date information on the situation to PIAs of the NDSN connected to that event node. In one embodiment, the SitNet may have more than one event node.

[0072] Referring to Fig. 2, user PIAs connected to an event node using the connect use case 972 in the SitNet 3000 may discover each other using the discover use case 971, described below. Personal or situation relevant information is shared between the users using the share use case 977. In addition, connections between PIAs, also called links, may be established where one or both of the PIAs are not linked directly to the event node, wherein a direct link to the event node is also referred to as a first order connection. In one embodiment, the SitNet can be formed in the absence of an event node, such as in a de-centralized (peer-to-peer) architecture as described above.

[0073] A Personal Information Aggregator (PIA) provides a user with the ability to store, organize and control personal information. The PIA obtains personal information

that may be controlled by separate entities (e.g., credit reporting agencies, financial institutions and merchants), aggregates the information and organizes the information in manners that have been selected by the user. The user controls access to the personal information stored in the PIA by authorizing access by other entities to subsets of the personal information stored in the PIA. In many cases, the use of the authorized information is bound and restricted by legal contract, and therefore, the user has legal remedies available to enforce proper use of the information.

[0074] The user of a PIA can be any person, group or entity that wishes to manage and control his (or its) personal information. For example, a family can use a PIA to aggregate personal information that the family members have in common (place of residence, family vacations, etc.).

[0075] An entity that accesses the information stored in a PIA can be an individual person, a group, entity or equipment (e.g., digital video recorder) or software (e.g., web browser) that has been configured to access the PIA. The nature and composition of a group that accesses a PIA can encompass a broad range of organizations, e.g., a health clinic, an auto dealership, a coin collectors club, etc.

[0076] The personal information obtained by and/or stored in a PIA encompasses a broad array of types of information about a person's life, social interactions, health and healthcare, consumer behavior including consumer purchases, entertainment consumption and habits, fitness activity, travel, financial, employment, education, hobbies and personal computing and/or other aspects of a person's world that can be reduced in any way to data. The personal information stored in the PIA is obtained from a variety of sources, including input data feeds that are generated by providers of goods and services, healthcare providers, organizations, clubs, social contacts and other persons and entities. In addition, personal information stored in the PIA may be entered directly by the user.

[0077] In some cases, there may be data regarding the user that is contained on the Internet, private networks, or in personal data storage. In one embodiment, the PIA "crawls" such networks or storage areas, searching for information to add to its store of personal information associated with the user.

[0078] A community information aggregator (CIA) performs functions that are similar to those of a PIA for a community of users (e.g., an association of architects or a chess club) A CIA provides a community with the ability to store, organize and control information associated with the community and personal information associated with members of the community. The CIA obtains, aggregates and organizes such information, and makes the information available to other authorized entities in a manner similar to that described herein with respect to PIAs.

[0079] A CIA may obtain data by searching other sources of information, e.g., web sites on the Internet. In one embodiment, a CIA gathers information about a user that is not published by that user's PIA by crawling public and/or private information sources. In one embodiment, a marketer's CIA uses a known piece of information about a user to search for and store additional information about the user. For example, a user's known e-mail address can be used to locate Internet postings of product reviews, blog postings and comments, listings in membership directories or other information associated with the user. This additional information could be used as input for recommendations targeted to the user.

[0080] A user controls the information coming in to the PIA by granting authorization to desired sources and denying authorization to unwanted sources. The source of the information may request authorization to provide information to the PIA. Alternatively, the user or the PIA may initiate the operation of receiving data from a source. The authorized information received by the PIA is organized and stored in the PIA. The PIA generates composite and derived output data feeds from the stored personal information. These data feeds may be accessed by providers of goods and services, healthcare providers, communities (e.g., organizations and clubs), social contacts, CIAs, other PIAs and other persons and entities if authorized by the user In some embodiments, the PIA can be configured to notify the user or automatically reject requests from entities known to be invalid, such as spammers.

[0081] Referring to Fig. 3, an entity 207 requests authorization for access to a user's PIA 400 by using the Request Authorization use case 954. The user 250 can authorize the request using one of the access type use cases 957 (e.g., Allow Single-use Access, Allow Ongoing Access, Allow Limited Access) of the Authorize use case 950. If authorized, the

entity 207 may access the requested output data feed of personal information if the request was for access by using the Access Information use case 956. Similarly, the entity 207 may provide information to the requested input data feed of the PIA if the request was to provide data by using the Provide information use case 955. It should be noted that an entity 207 is not limited to authorization for a single feed, nor is an entity 207 limited to an exclusively input or output role. Rather, an entity 207 may have authorization to concurrently access one or more input data feeds and provide data to one or more input data feeds.

[0082] The personal information stored by the PIA may reside in data structures that are implemented as tables in a relational database management system (DBMS) and that can be accessed by the PIA's application program. Fig. 4 illustrates an example of data structures used to store the personal information in a PIA. In Fig. 4, each data structure used to store information in the PIA is represented by a programming class in an object-oriented language (e.g., Java or C++), and the type of information stored in the PIA for each class of data is represented by the attributes of the class.

[0083] Those skilled in the art will recognize that there are many types of personal information that can be stored in the PIA 400. Similarly, the design of the data structures used to store the information can vary greatly, depending on various factors such as the design requirements for the PIA (e.g., response time) and the selected platforms used to implement the PIA (e.g., DBMS, operating system, etc.).

[0084] An Upload Data use case 960 (see Fig. 3) allows entities 207a to upload data to be stored in the PIA 400; the Review Data 961 use case allows the user 250 to review the uploaded data.

[0085] In one embodiment, the user 250 controls access to both the input and output data feeds of the PIA. Specific authorization must be granted to allow an input data feed to be accepted by the PIA 400. Similarly, specific authorization must be granted to allow access to an output data feed provided by the PIA. Authorization can be granted by various mechanisms. Those skilled in the art will recognize that an authorization request may be sent to the PIA using a wide variety of available hardware and technologies generally known in the art.

[0086] Authorization may be granted only for a "single use" of a data feed. For example, a user might grant authorization for an insurer to access a composite "Medical Record" output data feed for only a single use in order to process an insurance claim. Alternatively, the authorization might also be contingent upon the agreement that any data received from the output data feed is to be destroyed after the single use of the data.

[0087] The authorization request might also specify a "nature of use" for the requested data. For example, a healthcare provider might specify in an authorization request that the data will only be used by a specified doctor during a specified episode of care.

[0088] Authorization might be granted for only a portion of the requested data. This situation might be handled by creating one or more data feeds that contain only the authorized subset of the requested data.

[0089] Fig. 5 depicts the interactions associated with a PIA single-use authorization request in one embodiment of the invention. The External Entity 207 sends a requestInformationAccess message to the PIA 400, with arguments indicating the requested data feed (FeedID) and the nature of the request ("Single Use"). Upon receiving the request from the External Entity 207, the PIA 400 sends a UI message to the user 250. The arguments of the UI request provide the ID of the entity (EntityID), the nature of the request, the ID of the requested data, and the text to be displayed to the user ("requests …"). The User 250 responds by sending an authorize message to the PIA 400, passing back in the message's arguments the entity's ID, the nature of the authorization ("Single Use"), and the data feed (FeedID) for which authorization is granted. The PIA 400 notifies the External Entity 207 that the authorization has been granted by sending it a grantAccess message with arguments indicating the nature of the authorization and the data feed for which authorization is granted.

[0090] After receiving notification of the authorization, the External Entity 207 sends the PIA 400 a requestData message with an argument specifying the data feed that is being requested. If the feed ID matches that for which authorization has been granted, the PIA 400 responds by sending the requested data to the External Entity 207 in a provideData message. After receiving the requested data from the PIA 400, the External Entity 207 uses the data (useData). Since the authorization was for a single use, the External Entity 207 destroys the data (destroyData) after its use. To notify the PIA 400 of the data's

destruction, the External Entity 207 sends a dataDestroyed message, which the PIA 400 passes on to the User 250. In one embodiment, the PIA 400 might utilize a timer to remind itself to check for notification that the data has been destroyed, and to send a message to the user 250 if not notified within a prescribed time period.

[0091] Fig. 6 depicts the interactions associated with an ongoing-use authorization request in one embodiment of the invention. The External Entity 207 sends a requestInformationAccess message to the PIA 400, with arguments indicating requested data feed (FeedID) and the nature of the request ("Ongoing"). Upon receiving the request from the External Entity 207, the PIA 400 sends a UI message to the user 250. The arguments of the UI request provide the ID of the entity (EntityID), the nature of the request, the requested data feed, and the text to be displayed to the user ("requests ..."). The User 250 responds by sending an authorize message to the PIA 400, passing back in the message's arguments the entity's ID, the nature of the authorization ("Ongoing"), and the data feed for which authorization is granted. The PIA 400 notifies the External Entity 207 that the authorization has been granted by sending it a grantAccess message with arguments indicating the nature of the authorization and the data feed for which authorization is granted.

[0092] After receiving notification of the authorization, the External Entity 207 sends the PIA 400 a requestData message with an argument specifying the data feed that is being requested. If the feed ID matches that for which authorization has been granted, the PIA 400 responds by sending the requested data to the External Entity 207 in a provideData message. After receiving the requested data from the PIA 400, the External Entity 207 uses the data (useData). Since the authorization is for ongoing access, this cycle of a requestData message followed by a provideData message continues indefinitely.

[0093] Fig. 7 depicts the interactions associated with a limited-use authorization request. In this example, authorization is granted for limited use of a data feed, and the authorization is revoked on a specific termination date or due to some other set of termination conditions. For example, the travel department at the user's employer might be granted authorization to access a composite Travel Preferences input data feed so long as the user is still employed by the employer. The PIA 400 keeps a persistent record of

the authorization, so that authorization needs only to be granted once, rather than repeatedly, and revokes the authorization if the employment is terminated.

[0094] The External Entity 207 sends a requestInformationAccess message to the PIA 400, with arguments indicating the requested data feed (FeedID) and the nature of the request ("Limited"). Upon receiving the request from the External Entity 207, the PIA 400 sends a UI message to the user 250. The arguments of the UI request provide the ID of the entity (EntityID), the nature of the request, the requested data feed, and the text to be displayed to the user ("requests ..."). The User 250 responds by sending an authorize message to the PIA 400, with arguments that specify the entity's ID, the nature of the authorization ("Limited"), the termination criteria (endCondition) and the data feed for which authorization is granted. The PIA 400 notifies the External Entity 207 that the authorization has been granted by sending it a grantAccess message with arguments indicating the nature of the authorization, the termination conditions and the data feed for which authorization is granted.

[0095] After receiving notification of the authorization, the External Entity 207 sends the PIA 400 a requestData message with an argument specifying the data feed that is being requested. If the feed ID matches that for which authorization has been granted, the PIA 400 responds by sending the requested data to the External Entity 207 in a provideData message.

[0096] After receiving the requested data from the PIA 400, the External Entity 207 uses the data (useData) and then, since the authorization was for limited use, checks for the existence of the termination conditions (checkCondition). If the termination conditions are met, the External Entity 207 destroys all of the data (destroyData) which it has received under this authorization. To notify the PIA 400 of the data's destruction, the External Entity 207 sends a "dataDestroyed" message, which the PIA 400 passes on to the User 250. In another embodiment, the PIA 400, instead of the external entity, might check for the termination conditions, and notify the external entity 207 when the conditions are met.

[0097] In an alternate embodiment, the user 250, instead of the external entity, might initiate the authorization. Fig. 8 depicts the interactions associated with a PIA authorization request for such a situation. Although an ongoing authorization request is

shown in the example of Fig. 8, it is understood that a user-initiated authorization request may also be for single or limited use. In Fig. 8, the User 250 initiates the authorization by sending an authorize message to the PIA 400, with arguments that specify the entity's ID (EntityID), the nature of the authorization (authorizationType), and the data feed (FeedID) for which authorization is granted. Upon receiving the authorization from the User 250, the PIA 400 notifies the External Entity 207 of the authorization by sending an accessGranted message with an argument specifying the nature of the authorization and identifying the authorized data feed.

[0098] After receiving notification of the authorization, the External Entity 207 sends the PIA 400 a requestData message with an argument specifying the data feed that is being requested. If the feed ID matches that for which authorization has been granted, the PIA 400 responds by sending the requested data to the External Entity 207 in a provideData message. After receiving the requested data from the PIA 400, the External Entity 207 uses the data (useData). Since the authorization is for ongoing access, this cycle of a requestData message followed by a provideData message continues indefinitely.

[0099] With regard to the receipt of input data feeds by the PIA 400, the user 250, in one embodiment, might request the PIA 400 to receive data from the external entity. Fig. 10 depicts the interactions associated with such a situation. The User 250 requests the PIA 400 to receive a data feed from the External Entity 207 by sending a receiveRequest message to the PIA 400. The PIA 400 requests the data feed from the External Entity 207 by sending a requestData message to the External Entity 207. The External Entity 207 provides the requested data feed to the PIA 400 by sending the provideData message to the PIA 400. After receiving the requested data from the External Entity 207, the PIA 400 stores the data.

[00100] It should be noted that in another embodiment, the External Entity 207 may be configured to provide data to the PIA 400 once the PIA has configured itself to accept the data feed from the External Entity 207, and thus, the requestData message would be eliminated from the interaction.

[00101] In an alternate embodiment, the External Entity 207 requests authorization to provide data feeds to the PIA 400. Fig. 11 depicts the interactions associated with such a situation. The External Entity 207 requests authorization to provide data to the PIA 400

by sending a requestInformationAccess message to the PIA 400. The PIA 400 notifies the User 250 of the authorization request by sending a UI message to the User 250. The User 250 approves the authorization request by sending an authorize message to the PIA 400. The PIA 400 notifies the External Entity 207 of the approval by sending a grantAccess message to the External Entity 207. The External Entity 207 provides the requested data feed to the PIA 400 by sending the provideData message to the PIA 400. After receiving the requested data from the External Entity 207, the PIA 400 stores the data.

[00102] In any interaction in which the PIA receives data from an external entity, an additional operation might be used to authenticate the source of the data, i.e., the external entity and the data feeds provided by that source. A person skilled in the art will recognize that there are various well-known technologies that might be used to provide this assurance; some examples are the use of public and private keys, digital signatures and hashcodes.

[00103] Fig. 9 is an activity diagram corresponding to an Authorize activity. In the depicted embodiment, the requesting entity has an associated security level. This security level is used as an additional condition for obtaining access to the PIA's data feeds. The PIA receives an authorization request and checks the requesting entity's security level. If the security level is allowable for the requested data feed based on the entity's security level and the nature of the authorization request (single-use, limited use or ongoing), then the PIA next determines if it will authorize the request based on factors independent of the entity's security level. In one example, the user may only allow a certain entity access during normal work day hours, and not during the evening or on weekends. In another example, an entity may only be allowed single-use access, and therefore the entity will be refused authorization if ongoing or limited use is requested.

[00104] A PIA, depending upon the particular embodiment, may present user interface displays to the user for managing the user's personal information. In one embodiment, the user interface (UI), which may be a GUI or a text-based interface, may be presented on a computer display screen. Alternatively, the user interface may be presented on the display of a PIA appliance, or on a smaller screen contained within a handheld device associated with the PIA.

[00105] The PIA 400 or CIA may be implemented on a variety of hardware and software platforms, e.g., a handheld device, a personal computer or a dedicated appliance. The latter is a device that provides a user with the functions of a PIA 400. In this example, the PIA 400, which is implemented as the appliance includes a display and a set of buttons which provide the user with a user interface. In addition, the PIA appliance in this example has a port which may be used for connecting the PIA appliance to a network (e.g., Internet) for transmitting and receiving input and output data feeds as well as any configuration information or data used by the PIA 400. Those skilled in the art will recognize that the PIA 400 and the CIA may be implemented on a variety of hardware and software platforms.

[00106] Similarly, the type of hardware that is used by the PIA to store personal information can vary considerably, depending in part on such factors as user preferences and available technologies. In one embodiment, the personal information is stored in a device that is under the physical possession and control of the user, e.g., a small handheld portable device. The device may be dedicated solely to providing the functions of a PIA; alternatively, the device may also have other functions. For example, a mobile phone may be configured to provide the additional functions of a PIA. In such an embodiment, a database management system (DBMS) such as Microsoft SQL Server CE™ might be used for storing and managing the personal information.

[00107] In other embodiments, the personal information is stored in other types of devices that are under the physical possession and control of the user, e.g., the user's personal computer or a dedicated PIA appliance. In these embodiments, a database package such as Microsoft Access™ or a DBMS such as Microsoft SQL Server™, mySQL or postgreSQL might be used for storing the personal information.

[00108] The computer network 900 may be implemented with a variety of hardware platforms. For example, the computer network 900 may be implemented using the IEEE 802.3 (Ethernet) or IEEE 802.11 (wireless) networking technologies, either separately or in combination. In addition, the computer network 900 may be implemented with a variety of communication tools. For example, the computer network 900 may be implemented using the well-known TCP/IP suite of protocols. The Internet and some

corporate intranets are examples of computer networks that use the technologies and standards described above.

[00109] In yet another embodiment, the personal information is stored in a remote server that is operated by a separate PIA provider and provides "virtual" PIA functions to one or more users. The PIA provider operating the remote computer ensures that the user has exclusive control over his personal information by providing one or more mechanisms for validating the user's identity before allowing the user to exercise control over his personal information. In this embodiment, a DBMS such as IBM DB2™ or mySQL might be used for storing and managing the personal information

[00110] Those skilled in the art will recognize that there are a wide variety of choices other than the examples given above regarding the selection and arrangement of the equipment, technologies, platforms and systems used to store personal information in the PIA.

[00111] The technologies used by the PIA to send and receive its data feeds are varied and depend upon the specific embodiment. In one embodiment in which the PIA is implemented on a handheld device, the technologies include Bluetooth for local feeds and wireless short message service (SMS) for remote feeds. Bluetooth is used to establish a data connection between the PIA and a blood pressure monitor in a physician's office, and this data connection is used to send the blood pressure measurements taken by the monitor the PIA. SMS is used to send the latest healthcare information, which includes blood pressure measurements, to the PIA.

[00112] In an embodiment in which the PIA is implemented on a personal computer or a remote computer, Internet access through an Internet Service Provider (ISP) might be used for sending and receiving data. In this embodiment, the ISP might provide access to the Internet as a dial-up service, or through a higher-speed technology such as broadband or DSL. Since the Internet can expose the data being sent and received to unauthorized persons and systems, the data feeds, in this embodiment, might be encrypted, e.g., by using the HTTPS protocol, or by implementing a virtual private network (VPN) between the PIA and the sources and receivers of the data feeds.

[00113] An N-dimensional social network (NDSN), also called a multi-dimensional personal information network, captures and manages multi-dimensional relationships

between persons and other entities that are users of the network. An NDSN may be used as a framework for establishing a Situational Network. A user (i.e., a member or participant) of the NDSN may be an individual (i.e., person), a group (e.g., healthcare clinic, law firm, supermarket chain, etc), or entity. The NDSN uses multiple dimensions of association to characterize the relationships between users or members. For example, while friendship is a dimension that might be used by the NDSN, the NDSN might also utilize other dimensions such as family, professional connection, consumer (e.g., consumer-to-merchant) relationship and healthcare-relation (e.g., providers, insurers, etc.) to characterize the relationship between two or more users. In addition, the NDSN might utilize dimensions that link participants by preferences and behaviors, e.g., a preference for a type of product or service.

[00114] The NDSN permits the user to discover and utilize the indirect relationships to other users that are connected to him through first-degree users. The multiple dimensions of the NDSN 100 and the ability to discover and use indirect relationships are described in more detail below. The NDSN also provides a decentralized architecture outside the control of a single entity.

[00115] The NDSN can also provide a "projected" view of a subset of the members of the NDSN to the user based on a subset of the NDSN's multiple dimensions. Such a "projected" view allows the user to use and manage smaller portions of the entire social network. The projected social network is described in more detail below.

[00116] In one embodiment, the NDSN comprises interconnected nodes, where individual users, members, entities, communities, or other aggregations of entities within the NDSN are associated with the nodes. Each node provides an associated entity with the ability to store and manage his profile and relationships with other users of the NDSN. Nodes may connect via different dimensions. Sets of nodes may exhibit high interconnectedness along some dimensions and little or no interconnection along other dimensions.

[00117] Each node is capable of communicating in a peer-to-peer fashion with other nodes in the NDSN, and thus is a user's point of connection to the NDSN, providing a user with access to information that can be obtained from other users of the NDSN with whom the user has a relationship. Conversely, a node provides a user with the ability to

selectively share (by providing access to) his personal information with other users of the NDSN. A node may be, or may encompass, a user's PIA or CIA.

[00118] Referring to Fig. 12, the NDSN 100 includes multiple users 250 and other entities associated therewith. Each of the users 250 or other entities of the NDSN 100 has an associated node which encompasses a PIA 400 or a CIA 220 or other device or software application (not shown). The PIAs 400 and CIAs 220 can be interconnected through the computer network 900.

[00119] Those skilled in the art will recognize that a node of the NDSN 100 may be implemented using a wide variety of available hardware and technologies generally known in the art, such as software on a personal computer or a handheld PDA. In addition, those skilled in the art will recognize that the nodes of the NDSN 100 may be interconnected and may communicate with each other using a wide variety of available hardware and technologies generally known in the art, such as TCP/IP over an Ethernet or a wireless network. In one embodiment, some users may have their nodes hosted in a common location, e.g., on a local or remote server.

[00120] A user's PIA 400 provides various functions that permit the user to connect to and interact with other members of the NDSN 100. Referring to Fig. 13, a user 250 employs the Discover use case 971 to discover the existence of other members of the NDSN 100. The user 250 may or may not have prior knowledge of the existence of members of the NDSN 100, and therefore, may not need to discover the existence of the members of the NDSN 100. The user 250 employs the Connect use case 972 to connect to other members of the NDSN 100 and configures his user profile by utilizing the Configure 973 use case. Once connection to other members of the NDSN 100 is established for the user 250, the user 250 can invite a new member 251 to connect to members of the NDSN 100 by utilizing the Invite use case 974. The user 250 employs the Request Projection 975 use case to obtain a projection of the NDSN. If the user 250 decides to disconnect himself from the other members of the NDSN 100, he employs the Disconnect use case 976. The new member 251 can similarly employ the use cases (Discover 971, Connect 972, Configure 973, Invite 974, Request Projection 975 and Disconnect 976) as described above.

[00121] The NDSN 100 captures multiple various dimensions of the relationship between two users. The dimensions that are captured are wide-ranging and can cover many aspects of a user's life. Each relationship between two users in the NDSN 100 may have an attribute of affinity, i.e., trust or alignment. This permits the NDSN to characterize a relationship between users along a continuous range, rather than treating the relationships in a binary (i.e., true or false) fashion. For example, rather than characterizing another user as simply a friend (or not), the NDSN user can characterize the level of trust that he has in another user with whom he is related by friendship; in other words the NDSN can capture the level of friendship between two users.

[00122] In other embodiments, the multiple relationships between two users may have a single affinity attribute, as opposed to one affinity attribute per relationship. The value of the affinity attribute may be derived from the user attributes (which may be contained in the user profile) of one or both of the related nodes. For example, if both related users each have a user attribute that identifies them as basketball fans, then the derived affinity attribute along a Sports dimension would have a value of 0.9. However, if only one of the users has a user attribute that identifies him as a basketball fan, then the derived affinity attribute might have a lower value of 0.6.

[00123] Those skilled in the art will recognize that there are numerous well-known software and hardware technologies that may be utilized to implement the attributes of the users of the NDSN 100 and the attributes of the associations between the users.

[00124] A node of the NDSN 100 is connected to another node by one or more degrees or separation. A connection from one node directly to another node is considered to be of first-degree separation; a connection that goes indirectly through one other node is of second-degree separation; a connection that goes indirectly through two other nodes is of third-degree separation, and so on. In the example of Fig. 18, nodes a_{11}, a_{12} and a_{13} have first-degree separation from node a_0; nodes a_{21}, a_{22} and a_{23} have second-degree separation from a_0; and nodes a_{31} and a_{32} have third-degree separation from a_0.

[00125] Two nodes that are separated by two or more degrees of separation are indirectly connected. Either of such indirectly connected nodes may attempt to establish a direct connection with the other node, thus reducing the degree of separation to one.

[00126] A user might desire to work with a "projected" view, i.e., a subset of the nodes, of the NDSN 100. Such a desire might be based, for example, on a need to increase processing speed and reduce resource requirements such as CPU speed and memory size. A user can obtain a "projected" view of the NDSN 100, by employing the Request Projection use case 975 (see Fig. 13). Referring to Fig. 19, Node A and Node B are connected to the user 250. The relationship between the user 250 and Node A has components in three dimensions: Music 106, Politics 107 and Cooking 105, while the relationship between the user 250 and Node B has components in the Music 106 and Politics 107 dimensions, but not the Cooking dimension 105. In Fig. 19, the projected view 101 of the NDSN 100 includes those nodes (i.e., Node A) of the NDSN 100 that reside along a selected projection of the Cooking dimension 105 (and not the Music or Politics dimensions 106, 107). Nodes that reside in the two-dimensional plane formed by the Music dimension 106 and the Politics dimension 107 (i.e., Node B) are thus not included in the projected view 101 of the NDSN 100, since they do not include a Cooking component. A projection of the NDSN 100 may also be obtained along multiple dimensions.

[00127] The affinity attributes between nodes of the NDSN 100 may also be used to determine the set of nodes that form a projection of the NDSN 100. For example, the set of nodes in a projection of the NDSN 100 might include those nodes that have a cooking dimension relationship with the user 250 and additionally have an affinity attribute along that dimension that exceeds a specified threshold.

[00128] Fig. 20 depicts an example of the interactions associated with creating a projection of the NDSN 100. In Fig. 20, the User 250 requests a projection by sending a requestProjection message to PIA1 211. PIA1 211 then requests a second projection by sending a requestProjection message to PIA2 212. PIA2 212 creates the second projection by sending itself a createProjection message, and provides the second projection by sending a projection message to PIA1 211 containing the argument projectionTree which holds the second projection. PIA1 creates the projection requested by the user by sending itself a createProjection message. The projection created by PIA1 211 is based on the second projection received from PIA2 212. In some embodiments, the

projection created by PIA1 211 is further based on other projections requested and received from other PIAs (not shown).

[00129] In other embodiments, thresholds are employed to limit the extent of a requested projection. For example, a time limit may be imposed on the operation of creating a projection, i.e., the operation will terminate after a specified duration of time. As another example, a limit on the number of nodes contained in the projection may be used to place an upper bound on the size of the projection.

[00130] In some embodiments, a maximum measure of separation, which can be measured in various ways, may be used to limit the projection operation. In one embodiment, the User 250 specifies the maximum degree of separation, and the PIA1 211 requests a second projection from PIA2 212 with a maximum degree of separation that is one less than the degree specified by the User 250.

[00131] A user node in the NDSN 100 may contain the user's profile, which may include information regarding the user's basic personal information (e.g., name, home address, work address, e-mail addresses and date of birth), demographics (e.g., age, age group, gender, years of education, income, net worth, occupation, marital status, geographic region, religion, ethnicity, etc.), user attributes, interests, affiliations and other information that can be used in the NDSN to characterize the user. The user node, which in some embodiments is a PIA, may collect some of this information without requiring direct entry by the user. Such information is extracted by monitoring, processing and analyzing data that enters the PIA through its input data feeds. The user also may have the option of directly entering, reviewing and modifying his user profile; these actions can be performed on a variety of types of devices or equipment that may provide the user with data connections to the other nodes of the NDSN, including, e.g., a PIA, a CIA, a personal computer, or a handheld device (e.g., a cell phone or personal digital assistant (PDA)).

[00132] As described above, a user 250 may have no prior knowledge of the existence of the members of the NDSN 100, and may choose to see if he can discover the existence of members of one or more NDSNs. Members of an NDSN may be discovered in various ways, including broadcasting a query, querying a CIA, querying neighboring nodes and querying other directories.

[00133] A node may be able to discover other nodes by broadcasting a message on the local network. Upon receipt of the broadcast message one or more of the other nodes may respond to the issuing node with, e.g., a list of available public feeds (if the node is a PIA), or other information.

[00134] A CIA may maintain a list of PIAs that can be accessed by another PIA such that direct connections to the member PIAs may be established. This would allow a member to easily find other members of a particular community. For example, a CIA associated with a chess club might have a list of its members, as well as lists of members of other chapters of the club, and thus would be able to provide a convenient way to find and connect with other chess players.

[00135] A node may also locate other nodes by querying known neighbor nodes and asking them for addresses of nodes of which they have knowledge that meet certain criteria. For instance, a node may ask its neighbors for addresses of their neighbors that are members of a certain demographic. The process could then be repeated with that new set of addresses obtained in the responses.

[00136] A user 250 may attempt to discover the existence of members of one or more NDSNs by employing the Discover use case 971 (see Fig. 13). Referring to Fig. 14, the User 250 requests PIA1 211 to attempt to discover the existence of members of an NDSN by sending a DiscoverNDSN message to PIA1 211. In order to satisfy this request, PIA1 211 utilizes a list (not shown) of candidate PIAs, i.e., those that may be members of an NDSN. This list may be generated by various techniques (not shown), e.g., by crawling the Internet or by contacting a registry that stores the identities of PIAs.

[00137] In the example of Fig. 14, the list of candidate PIAs used by PIA1 211 includes PIA2 212 and PIA3 213. PIA1 211 asks PIA2 212 if it is a member of an NDSN by sending a QueryNDSN message to PIA2 212. PIA2 212 responds that it is a member of an NDSN by sending an NDSNMember message to PIA1 211 containing the argument ndsn which identifies the particular NDSN of which PIA2 212 is a member. Similarly, PIA1 211 sends a QueryNDSN message to PIA3 213. PIA3 213 neither is a member of an NDSN nor understands the QueryNDSN message, and thus it does not respond to PIA1 211. After a timeout period has elapsed, PIA1 211 sends itself a timeout message to note that PIA3 213 has not responded. PIA1 211 satisfies the request from the User 250

to discover the existence of members of an NDSN by sending a ReportNDSN message to the User 250 with an argument ndsn that identifies the discovered NDSN.

[00138] Those skilled in the art will recognize that techniques of crawling the Internet and providing a registry are well-known in the art, and furthermore that a variety of other techniques may be utilized to generate the list of candidate PIAs.

[00139] To connect to members of the NDSN, a user employs the Connect use case 972 (see Fig. 13). In the example of Fig. 15, the User 250 asks PIA1 211 to connect to an NDSN by sending a ConnectNDSN message to PIA1 211 with arguments that contain his user profile (UserProfile) and identify the NDSN (ndsn). PIA1 211 utilizes a list (not shown) of PIAs that belong to the NDSN. This list may be generated by various techniques (not shown), e.g., by crawling the Internet or by storing the identities of the PIA that have been discovered by employing the Discover use case 971 (see Fig. 13).

[00140] In the example of Fig. 15, the list of PIAs used by PIA1 211 includes PIA2 212. PIA1 211 informs PIA2 212 that the User 250 is becoming a new member of, i.e., connecting to the NDSN, by sending a NewMember message to PIA2 212 with an argument ndsn identifying the NDSN, and an argument NewMember identifying the PIA (PIA1 211) owned by the new user (User 250). PIA2 212, as a PIA of an existing member of the NDSN, has a list of PIAs owned by other members of the NDSN, which are unknown to the new member, User 250. In the example of Fig. 15, this list includes PIA3 213. PIA2 212 sends a NewMember message to PIA3 213 and the other PIAs (not shown) on the list with an argument ndsn identifying the NDSN, and an argument NewMember identifying the PIA (PIA1 211) owned by the new user (User 250). Each PIA on the list sends the NewMember message to other PIAs (not shown), thus propagating the news of the new member to other members of the NDSN.

[00141] PIAs that are thus informed of the existence of the new member, User 250, may decide to connect to PIA1 211. In the example of Fig. 15, PIA3 213 connects to PIA1 211 by sending a Connect message to PIA1 211 with arguments that contain a user profile corresponding to the owner of PIA3 213 (UserProfile) and identify the NDSN (ndsn).

[00142] Fig. 21 provides another example of a PIA connecting to the NDSN 100. The User 250 instructs PIA1 211 to connect to other nodes of the NDSN 100 along a specific dimension by sending a connectNodes message with an argument dimension identifying

the specified dimension to PIA1 211. PIA1 211 searches the NDSN 100 for nodes along the specified dimension by sending itself a searchNodes message. In this example, PIA2 212 is included in the nodes found by PIA1 211. PIA1 211 then requests to connect to PIA2 212 by sending a requestConnect message to PIA2 212. PIA2 212 grants the connection request by sending a grantConnect message to PIA1 211. PIA1 211 then connects to PIA2 212 by sending a Connect message to PIA2 212. PIA1 211 informs the User 250 that the requested connections have been made by sending a connectedNodes message to the User 250.

[00143] To invite a new member to connect to the members of the NDSN 100, a user employs the Invite use case 974 (see Fig. 13). In the example of Fig. 16, the User 250 asks PIA1 211 to invite User2 252 to connect to the members of the NDSN by sending an InviteNewMember message to PIA1 211 with an argument ndsn identifying the NDSN, and an argument NewMember identifying the potential new user (User2 252). PIA1 211 sends an Invite message to PIA2 212 with an argument ndsn identifying the NDSN.

[00144] PIA2 212 might inform User2 252 by displaying a user interface prompt announcing the invitation (not shown). To accept the invitation, PIA2 212 responds by sending a Connect message to PIA1 211 with arguments that contain User2's user profile (UserProfile) and identify the NDSN (ndsn). If PIA2 212 were to decline the invitation, then PIA2 212 would respond by sending a Decline message (not shown) to PIA1 211.

[00145] PIA1 211 also sends a NewMember message to PIA3 213 and other members of the NDSN (not shown), with an argument ndsn identifying the NDSN, and an argument NewMember identifying the PIA (PIA2 212) owned by the new user (User2 252). As described in the example of Fig. 15, the news of the new member is thus propagated to other members of the NDSN. PIA1 211 sends an Accepted message to the User 250, informing the User 250 that User2 252 has accepted the invitation to connect to members of the NDSN.

[00146] To disconnect from other members of the NDSN, the user may employ the Disconnect use case 976 (see Fig. 13). In some embodiments, a user's PIA stores the addresses of PIAs that belong to the members to whom the user is connected. In the example of Fig. 17, the User 250 asks PIA1 211 to disconnect from the members of the NDSN by sending a DisconnectNDSN message to PIA1 211 with arguments ndsn and

Member identifying the NDSN and the member. PIA1 211 sends a Disconnect message to PIA2 212 and other PIAs (not shown) that it is connected to, with an argument ndsn that identifies the NDSN.

[00147] The user 250 may configure the PIA to permit a connection for one or more specific user attributes between him and other users. In this manner, users can easily connect with each other based on common interests, demographics or other factors. A user employs the Configure use case 973 (see Fig. 13) to configure his NDSN node. For example, a user may configure his PIA to allow connections to any PIA that belongs to a user who coaches volleyball.

[00148] As discussed above, an embodiment of a situational network may be formed using the framework of an NDSN. Within the framework of the NDSN, the event or situation becomes associated with a node of the NDSN, referred to as an event node 3010. Referring to Fig. 35, the event node corresponding to an event node server 3011 may be established, or hosted, by a situation authority 207 or trusted provider, such as news source (e.g., CNN or weather.com) or a government agency. The event node may be discovered by a user's PIA 404 corresponding to the user 250 based on the PIA 404 searching or crawling the network for information about the situation or event if the connection can not be automatically established based on the configurations of the PIA 404 and the event node server 3011. A user 250 can then request connection to the event node server 3011 through the PIA 404 in order to receive and share information about the situation with the situation authority 207. A user 250 may also share information related to the situation with another user in the NDSN using a connection established between the user's PIA 404 and another PIA 406. PIA 406 may or may not be connected to the event node server 3011. In one embodiment, the connection request may be denied based on available computer network resources and the users' perceived need to access or share information on the SitNet. Alternately, users may automatically be invited to connect to the event node corresponding to the event as shown in Fig. 34. The automatic invitation may be based on a stored user profile accessible to a situation authority server 3011 associated with the event node may crawl the network for user PIAs 404, 406 that would likely be interested in the information about the event. The user 250 may accept or decline the invitation based on their interest in the event or situation. In one embodiment,

the situation authority 207 may have the authority to override a decline by the user 250 in order to share vital information, as is described in more detail below.

[00149] A situation or event may be associated with more than one event node, hosted by the same or different trusted provider, within a SitNet. Each event node may provide a source of different information based on the specialty of the trusted provider. For example, a hurricane may be associated with a first event node by a provider of weather information, such as The Weather Channel, a second by a source of news information, such as CNN, and a third by a source of emergency management information, such as FEMA. Within the SitNet, users may be connected to some or all of the event nodes corresponding to the situation in order to obtain and share the most relevant information pertaining to them.

[00150] Links established between the nodes in situational network may be temporally limited. The temporal limit of the links may be established at the event node 3010 based on a predicted or known duration of the event or situation. The temporal limit of a link may also be determined by the user. Links established between PIAs of SitNet users may also be temporally limited. For example, users with a first order link to each other that resulted from their connection to the event node may only wish to share information for the duration of the event. The link between the two users can be disconnected when either is disconnected or disconnects from the event node, or the link may have a pre-determined connection time, established by one or both users at the time of creating the link. Referring to Fig. 29, PIAs at nodes corresponding to Ted 3042, Fred 3040, and Ed 3041 are all connected to the event node 3010 along storm dimensions 3046, 3048, and 3043, respectively. Ed 3041 discovers Fred 3040 and a link along the storm dimension 3045 is established until either link 3048 or 3043 is disconnected.

[00151] In one embodiment, the temporal limitation of a link may be based on geographic location or itinerary of the user. For example, a PIA is connected to the SitNet by invitation or request. The position of the user is monitored using a geographic positioning device, such as a GPS system, which may be included in the PIA. The connection with the event node is maintained while the user is within a predetermined distance of the situation. This distance may be determined at the event node or by the user. Since the situation and the user may both be moving, it is possible that the user may

be disconnected and reconnected to the SitNet over a period of time. If the position of the user exceeds the predetermined distance, the connection to the event node is terminated. For example, a user connecting to a SitNet related to a snow storm may be connected to the SitNet when his PIA determines he is in proximity of the snow storm based on current location coordinates of the user and the current location or forecast trajectory of the snow storm. The PIA may then disconnect or be disconnected from the SitNet when it has been determined that the user has a low probability of experiencing any further affects of the snowstorm. In an alternate embodiment, the user is invited to connect to an event node of a SitNet based on their predicted proximity to a situation. If the user accepts the invitation, the position of the user is monitored as described above, and the connection to the event node is established when the location of the user is within a pre-determined distance of the situation.

[00152] In order to maintain links between the nodes belonging to users in the SitNet during an unintentional disconnection of the user nodes with the event node, such as failure or destruction of the systems hosing the event node, the users may choose to extend or renew the temporally limited link that would be terminated due to the disconnection from the event node to remain connected to each other in order to share and exchange information regarding the situation.

[00153] Links may also be created in a SitNet between users or between a user and the event node with a temporally limited raised affinity. If there are multiple dimensions connecting the users, the dimension related to interests in the event or situation (e.g., travel) may have a temporally raised affinity or a new temporally limited dimension with a raised affinity may be established. During the situation or event, users may have a greater need for information about the event or situation and are more likely to share or provide information to other users in the SitNet. The other dimensions, such as music or art, may have less importance during the situation or event, such that the user's PIA will utilize most if its resource sharing or searching for information about the situation or event. The raised affinity between the user devices 404, 406 is maintained for the duration of the connection of the PIAs with the event node server is shown, for example, in Fig. 37. The level of affinity may be changed based on the geographic proximity of the users. In an embodiment, the affinity is raised along the dimension for only some users in

the SitNet, for example, users with PIA belonging to nodes of a particular projection of the SitNet.

[00154] A PIA connected to a SitNet may discover another PIA that it has previously established a connection with along one or several dimensions in an NDSN. The connection may be a first order connection, or the connection may be a higher order such that the two PIAs have never directly exchanged personal information. Based on the previous connection, the affinity along a dimension related to the situation may be elevated or raised for a period of time that the two PIAs are connected to the event node of the SitNet, or a new temporally limited dimension with an elevated affinity may be established. The degree of separation may also be decreased to a first order connection if the two PIAs have not previously communicated directly.

[00155] Referring again to Fig. 29, Ted 3042 and Fred 3040 have previous links (shown by the solid lines) along the dimensions of hobbies 3044 and travel 3047. Upon discovering that they are connected to the event node 3010 along the storm dimensions 3046 and 3048 (shown by the dashed lines), a new link between Ted 3042 and Fred 3040 along a storm dimension 3049 is established with an affinity higher than along either of hobbies 3044 or travel 3048 dimensions, as depicted with the thicker dashed line in Fig. 29. In one embodiment, the level of affinity is changed based on the proximity of the PIAs to each other, with a higher affinity being assigned as the proximity between the users decreases.

[00156] Users connected to an event node of a SitNet in an NDSN through a PIA may also request a "projected" view, also referred to as a projection, of the SitNet using procedures described above. The projected view may be created by a server 3011 at an event node as shown in Fig. 38. After receiving the projection from the event node server 3011, the PIA 404 may established connections with another PIA 406 included in the projection. Alternately, the PIA 404 of user 250 or a PIA 406 of a different user connected to the SitNet may create the projection. The projected view may be created along one or several dimensions of the NDSN. A user may want to share information with only a subset of the total number of users connected to the situational network, and thus may request or create a projection representing those other users that the user has the most interest in sharing information. For example, the user might request a projection for

a SitNet based on location, allowing or requesting a connection with only those users in a certain zip code. As another example, a traveler connected to an event node for accident may want a projected view of the SitNet based on final travel destination in order to share or solicit alternate travel routes around the accident. The user may also share the projection with other users connected to nodes contained in that projection. An example of a geographic projection 3050 of nodes of a SitNet 3000 is shown in Fig. 30. The SitNet 3000 includes the 10 nodes labeled (a) through (j). Nodes a, b, c, e, f, and i are included in geographic projection 3050 based on their location with respect to boundary 3052. An example of such a situation 3005 is a severe rain storm (the situation 3005) that poses a flood threat to persons located on one side of a river (the boundary 3052). A geographic projection 3050 is formed including only those nodes (labeled a, b, c, e, f, and i) where a user is threatened by flood waters. In one embodiment, a server at the event node of the SitNet creates a set of geographic projections of users connected to the SitNet 3000, and distributes those geographic projections to the appropriate PIAs of users in the corresponding locations based upon the node belong to the PIA being included in that projection. If a node of a PIA is included in more than one geographic projection (e.g., two different projections that include overlapping geographic areas), the PIA 400 may receive more than one geographic projection. This enables a targeted distribution of geographically relevant information, including advertisements, to the connected users by allowing critical information to be passed to users who will receive the most benefit from knowing that information. For example, during a severe winter blizzard, the local effects of the blizzard may vary considerably over the affected area. Some areas may be without power, while other areas may experience road closures. Information of each of these conditions can independently be reported to the relevant users, such as when power is expected to be restored or when the roads will be re-opened by creating projections of users for each of the affected areas.

[00157] A SitNet can be used to provide navigation information, such as potential navigation hazards, optimal routes, alternate routes, traffic conditions, or unexpected occurrences (i.e., a herd of cows blocking a country road). A navigator can create an event node corresponding to their probable itinerary, which includes start, intermediate, and ending locations, as well as travel routes. PIAs of other navigators can crawl the

network to discover event nodes corresponding to their own itineraries in order to determine if any relevant information has been reported. Each navigator may have requirements for the information most relevant to their travel. Requirements include estimated maximum time of travel, avoidance of hazards or detours, preferred itineraries or routes, avoidance of particular areas or routes, need for special services, or need for child or pet friendly establishments. Information that may be provided includes messages or other communications originating from the navigator, and data provided by the vehicle through on-board devices and sensors understood by one skilled in the art, such as vehicle speed, vehicle location, and travel itinerary and routes. The other navigators can then use this information in their navigation plans, such as estimating time of arrival, or adjusting the itinerary or route to avoid potential hazards or unexpected conditions. Navigation can include transportation by air, water, or land. As an example, a pilot in a small aircraft traveling from Philadelphia to Chicago creates an event node for his flight. The PIAs corresponding to pilots of several other aircraft connect to this node. Some are traveling nearly the same flight route as the pilot, others flying a reverse route from Chicago to Philadelphia, and some others having a route that will cross the first route at some time. The pilot who established the event node experiences severe turbulence at 20,000 ft over central Ohio and reports the turbulence to the SitNet through his PIA. The other pilots can make in-flight decisions to change their own attitude or heading based on this information. The other pilots also can share their information with other users of the SitNet that is not related to the turbulence over Ohio. For example, one pilot may report a strong northwestern headwind over Cincinnati, while another may report localized severe thunderstorm activity just north of Pittsburgh, allowing all the pilots of the SitNet to assess to their own flight routes in view of these potential reported hazards.

[00158] Another example of the SitNet 3000 in a travel related situation is shown in Fig. 28. Several travelers 3026, 3027, 3028, 3029 along a stretch of highway are sharing or probing for information related to a situation 3005, a snow storm, affecting travel along that highway using SitNet 3000. The situation authority 207 establishes an event node corresponding to the situation 3005 using the create use case. This event node may be identified with the highway number, a specific mile post along the highway, or even a specific exit along a highway. For example, the event node may correspond to Mile

Marker 50 on Interstate 91 in Vermont, which may be particularly hazardous during a snow storm. Travelers may discover the event node server using the discover use case, or alternately may be invited to participate in the SitNet 3000 by the event node server using the invite use case if they are within a pre-determined distance from the event node identifier. The connect use case is included in both the invite and discover use cases. The travelers 3026, 3027, 3028, 3029 and the situation authority 207 share information related to the situation using the share use case. In the example of Fig. 28, some travelers (3027, 3028) have been invited to join the SitNet 3000 by the situation authority 207, while other travelers (3026, 3029) have joined the SitNet 3000 based on a discovery of the event node by their own devices. The situation authority 207 may be a trusted provider of weather or traffic information, or a state or local DOT, who can also augment the information shared between the travelers with the latest information regarding weather updates or real-time road conditions. In an alternate embodiment, an event node corresponding to the situation may be established by one of the travelers 3026, 3027, 3028, 3029 along the highway.

[00159] A situational network may be established to provide traffic information to connected users. Event nodes for receiving traffic information may be established for the occurrence of an accident, road construction, police or other emergency activities, or even a stretch of highway or city or zip code. The PIA of a traveler might be constantly crawling the NDSN to discover information related traffic conditions is proximity to the vehicle or in intended route of the vehicle to its destination. The source of the traffic information may be other users' PIAs reporting traffic conditions or information from a traffic or other agency such as a state or local Department of Transportation (DOT) that might provide traffic information. When the PIA receives information concerning a potential travel delay it alerts the user so the user can evaluate if an alternate route should be taken. In one embodiment, the PIA suggests an alternate route.

[00160] A SitNet may be used to provide common travel routes to users. This is especially useful to users that are unfamiliar with the roadways in the area where they are traveling and a situation such as an accident or road construction is blocking their only known route through the area. By connecting to a SitNet with other users familiar with local roads, the user may learn of the most time efficient alternate routes around the

situation. Users may also discover popular short cuts through a normal congested area. In one embodiment, a traffic accident or construction zone is associated with the event node of a SitNet. The event node is created by trusted provide, such as a traffic agency or state or local DOT. Pre-determined alternate routes may be stored in a database connected to a server associated with the host of the event node. A user is connected to the event node may be presented with alternate routes based on their current location and destination.

[00161] A situational network can be established for users traveling to and/or from the same location. A PIA for one of the users may crawl the network looking for other PIAs that have information indicative of an expected travel to or from the same location on or around certain range of dates. The user may be offering a ride to the location or seeking a ride to the location. If the PIA discovers one or a set of other PIAs, it may invite the other users of other PIAs to connect to the network to determine the feasibility of sharing transportation, which may include all forms of air, water, or land transport. In one embodiment, the situational network is encompassed by a PIA associated with a shared vehicle, such a car shares that are popular in many urban areas. A user's PIA can determine availability of vehicles in the area parked in their home space, or they might be able to obtain availability of a vehicle that was signed out by someone else but it might be available for a short time from a different location while the users that checkout the vehicle are not using the car.

[00162] Users can access information regarding travel delays using a PIA connected to an event node of a SitNet. The event nodes can correspond to commercial transportation routes, such as a scheduled commercial airline flight, a specific commuter train or bus run, can be established by a transportation company, DOT, or traffic reporting agency. In an embodiment, the event node is created by a traveler. An event node can also be established for a highway accident or road construction event. A user can request a connection to a server corresponding to the event node in order to obtain most recent arrival time or delay time estimated for the situation corresponding to that event node. Alternatively, a user's PIA may automatically connect to the event node, such as the event node for a commuter train that the user's spouse likely uses everyday. The user's PIA would then alert the user if there is any expected delay in the arrival of the commuter train. Similarly, a user can request a connection to an event node established for a

commercial airline flight. The connection would allow the user to be updated of most recent flight status for that particular airline flight. Travel delay notifications can also be reported for highway delays, such as those caused by accidents or road construction. A user expecting guests might request that her PIA crawl the network and seek event nodes related to expected travel routes for the guests and automatically notify her if there are any unexpected delays.

[00163] A situational network may be used to broadcast emergency information to users connected through into the situational network. In one embodiment, a user's home page is automatically re-directed to a website where most current information regarding the emergency event can be found. Similarly, emergency information can be directed to users' cell phones and PDA's. In an alternate embodiment, the emergency information provider establishes an event node of the situational network. A user is invited to connect to the event node to receive updated information. Once the user accepts the invitation, new updates are automatically delivered to the user as they are made available. In one embodiment, the server at the event node has the authority to override a declined invitation to connect to the event node. In order to protect personal privacy to the greatest extent possible, such an override utility might be limited to be activated by a very select few individuals or trusted providers and can be activated only in the direst of emergency situations, such as when imminent loss of life may be a probable result of the event or situation.

[00164] Referring to Fig. 24, a situational network may be formed for an emergency event or situation. The SitNet 3000 for the emergency event may have multiple tiers or access levels to allow for more effective sharing and propagation of information between users of the SitNet 3000. A first level of access (L1) 3034 is provided to L1 users 3030 such as emergency responders. Emergency responders include entities such as fire, police, EMT, and rescue personnel at or in transit to the location of an emergency. Emergency responders may also include government (e.g., FEMA) or other emergency management agencies that may be involved in crisis management during a disaster. A 911 dispatcher or medical personnel may also be granted L1 access to the SitNet 3000. A second level of access (L2) 3036 is provided for L2 users 3031, such as those individuals with a physical proximity to the emergency event. These individuals are also referred to

as affected individuals. For example, those in the forecast track of a hurricane, those enveloped by the hurricane, and those in the wake of the hurricane are all classified as affected individuals and granted L2 access to the SitNet 3000. Similarly, those within a certain radius of the epicenter of an earthquake may be classified as affected individuals and granted L2 access to a SitNet 3000 established in response to the earthquake. A third level of access (L3) 3038 is provided to L3 users 3032, such as relief agencies and those materially affected by the disaster. Examples of organizations or individuals who might be granted level 3 access include The American Red Cross, insurance companies and their adjustors, and those individuals with family or property in the affected location who do not reside in the affected area (those residing in the affected area have L2 access). The different levels of access allow for efficient sharing of the most relevant information between the different individuals directly and indirectly involved in the SitNet 3000. L1 access allows emergency responders to access to information shared between all members of the SitNet 3000, plus provides a trusted connection for emergency responders to share information that may be critical in providing emergency service to the L2 individuals. L2 individuals can provide location information that may be useful for a rescue or conditions inside the situation or event that may be invaluable or otherwise unknown to emergency responders. The different levels of access can also allow for the most effective use of limited network resources, such as bandwidth, that may result from situation or event, for example ensuring that L1 access has the greatest resource allocation so that emergency responders can exchange vital information regarding the situation. In an embodiment, information in the emergency event SitNet 3000 is exchanged using the PIAs corresponding to the different individuals participating in the event or situation. A PIA corresponding to a user with L1 access may a have a higher affinity along the dimension related to the emergency event to anther L1 access PIA that it would have with L2 or L3 access PIA, allowing the more efficient and trusted sharing of information among the emergency responders.

[00165] Information shared by the various individuals participating in the event or situation may include audio and video data. This audio and video data can be aggregated by a server, which in one embodiment may correspond to the event node of the SitNet, to provide a geographic "snapshot" of the situation. By tagging each piece of video or audio

data with a location and time coordinates, it is possible to create a spatial map of the situation. The time evolution of the situation can be obtained by aggregating the geographic snapshots for different times. Access to the geographic snapshot data is unrestricted for emergency responders with L1 access to the SitNet. Limited access to the geographic snapshot data may be provided individuals with L2 or L3 access, depending on bandwidth available within the SitNet. An external portal, such as an Internet website, may be established by a situation authority for the emergency event where some or all of the geographic snapshot data is made available, if system and network resources permit, to persons not connected to the SitNet.

[00166] A "roll-call" or "check-in" feature can be included in a situational network for a disaster or emergency event to establish a list of persons that might be missing or need assistance. A server corresponding to the event node of the situational network may invite users determined to be physically threatened by a disaster or emergency event to check-in. The server or CIA of the event node 3010 may determine which user PIAs to contact through stored lists, such as apartment or office building occupancy record, or postal record for streets or zip codes. Those people identified with a PIA are sent an unsolicited message to reply if they are alright, also referred to a positive response. A user may also respond to the check-in that they need assistance and provide location information to emergency responders. Non-responding PIAs are reported to emergency management officials to decide what further actions may be required to locate those individuals. Referring to Fig. 32, a PIA 400 displays an alert warning 3070 requiring user input that they are either ok 3074 or need assistance 3072. The user may also be presented with an option to display the current status of the roll call list 3076 so the she may be able to provide information on users that have not responded to the roll call query. In the example of Fig. 32, "Building Property Management" has provided a list of building occupants for "1 Tower Place" to the trusted provider "Springfield Fire Company" which has established an event node and provided the roll call query to the PIA.

[00167] A situation authority or trusted provider establishing an event node 3010 for a server that hosts the roll call or check-in feature described above may provide a searchable message board to users connected to the SitNet as well visitors not connected to the SitNet that allows sharing of information about individuals in the SitNet 3000 with

persons outside the SitNet. Referring to Fig. 40, Situation Authority 207, User 1 254, and User 2 256 are connected through a situational network. Visitor 3 258 is not connected to the situational network, but can access certain information made available by the situation authority via the message board, and post comments viewable by the participants of the situational network. The searchable message board may be used as in interface to gain access to information from one or more situational networks for different emergency events or disasters. Referring to Fig. 33, the message board 3080 may be accessible by a website on the internet (outside the SitNet). A visitor to the website can search 3082 the message board for information related to a specific situation or event. The information may be tagged with a location coordinate so that check-in and other information can be searched and obtained down to a zip code, street or even individual household level 3084. The searchable message board also allows visitors not connected or unable to connect to the SitNet the opportunity to post 3088 or view 3086 messages that are relevant to a specific situation, such as searching for information on a missing family member or friend. Other visitors with information about the situation can respond to those messages with any information that they can share. In one embodiment, the most recent roll-call list for the search criteria entered by the visitor is available using a link 3089 on the webpage.

[00168] During a disaster or crisis, relief agencies may establish a node of a SitNet 3000 for rapid deployment of emergency information. The server of the relief agency obtains the list of users connected to the SitNet 3000 from the server encompassing the event node 3010 corresponding to the situation. From this list, the relief agency can determine which users are likely affected by the disaster and invite those users to establish a connection with a node associated with the relief agency. The relief agency may also be able to determine to what goods and services are most needed in different areas based on information about the users obtained from stored profiles. The relief agency may then provide information such as nearest shelter, location where emergency supplies are being distributed, or service or goods providers may still be in operation. The user may also be able to provide information to the relief agency such as what services or utilities are still available at their location, what type of relief supplies are most needed, the extent of damage, etc. In one embodiment, the relief agency may be an insurance company, which

provides claims information to it affected clients or a schedule of when and where adjustors will be visiting.

[00169] Referring generally to Fig. 42, targeted advertisements from an advertising entity 208 may be delivered to devices of users 254, 256 connected through a SitNet using profile and location information relating to the users 254, 256 collected by the situation authority 207, and determining an ad opportunity based on an affiliation between the user and the situation. An affiliation that a user has with the situation is used as a basis for delivering the targeted advertisements. The affiliation between the user and the situation is determined from one or more factors, including but not limited to, proximity of the user to the situation, role of the user within the situation, affect of the situation on the user, affect of the situation on property of the user, and projection of the SitNet in which the user is included. In some cases, one of the preceding factors alone may not be sufficient to determine an affiliation of the user to the situation. Many users within the same proximity of a situation may be affected very differently by the situation. For example, a homeowner and vacationer within the same city may have very different needs during a weather crisis such as a hurricane, even though their proximity to the situation is essentially the same. Affiliation information may be determined in part by analyzing personal data about the user, such as contained in a stored profile or found in a PIA. Information about a user's actual or predicted location may also be used in determining the affiliation. Once the advertisements are selected for a user, the targeted advertisements may be delivered to users of the SitNet using methods well understood by one skilled in the art.

[00170] By way of example, referring to Fig. 27, individuals participating in a SitNet for a hurricane event are directed to a source of information, which may be a web page. Based on the affiliation of the user with the situation, an advertising entity associated with the SitNet may deliver target advertisement to each user. A homeowner in the direct path of the hurricane may be shown ad for a hardware store that still has an ample supply of plywood 3080. The targeted ads may be location based (e.g., in a zip code) so that all SitNet users do not rush to the same store which quickly will be depleted of its plywood supply leaving latecomers to undertake a costly and time-consuming hunt for the plywood elsewhere. A user perceived to be a traveler in the area of the hurricane may be

displayed an advertisement for the nearest hotel with vacancies 3082. Someone with an interest in the hurricane, maybe with family members or friends in the area, who is connected to the SitNet but is not in proximity to the hurricane, may be delivered a targeted ad to donate to a relief fund 3084. In one embodiment, targeted advertisements are delivered when a user connects to the SitNet using a PIA based on access to personal information or a user profile on the PIA accessible by the targeting ad server. If access to all personal information is restricted, the targeted ad service may display a default advertisement to the user. In an alternate embodiment, advertisements can be targeted for presentation to users connected through the SitNet using the projections of the SitNet. All users in one projection of the SitNet may receive different advertisements on their PIAs than users of a different projection of the SitNet based on targeted criteria specific for each of the projections. Targeting criteria may include, but are not limited to, type of situation, location of the situation, and aggregate projection user demographics, such as average age, median household income, an percentage of households with children.

[00171] A situational network may be used to effectively manage the distribution of information regarding availability of limited goods and services as a result of an event or situation, such as disruptive weather or natural disaster. Based on the locations of the users in the SitNet, goods and services can be offered to users participating in a SitNet. All the users within a certain nearby geographic proximity, such as a zip code, town, or street, to providers of the goods and services, may receive notifications regarding the availability of the goods or services at those locations. As a user changes position, updated information may be provided based on most recent location coordinates associated with the user. A change in availability of goods and services at different locations may also be provided to the users of the SitNet based on information provided by the providers of the goods and services themselves, or alternately, the users of the SitNet. As the supplies of the goods are depleted and services become unavailable, users of the SitNet are automatically notified of other nearby providers. Anticipated availability of good and services may also be distributed to the users of the SitNet in a similar manner. For example, in advance of a hurricane during a large scale evacuation, gasoline may be in short supply. To compound this difficulty people may waste both gasoline and time searching for a location that is selling gasoline. By connecting to SitNet associated

with the hurricane, users may be presented with the location of the nearest provider with a supply of gasoline, or alternately several nearby locations. In addition, nearby users may be presented with different lists of available filling stations to help reduce a rush to a single location by all the users that will soon deplete its gasoline supply as a result. When a filling station no longer has a supply of gasoline, users in the vicinity may be notified based on information provided by the owner of the filling station, or by other users at that location who may have been waiting in line when the supply runs out.

[00172] In one embodiment, user profile information is used with the user location information to determine the nearest provider of goods and services that fulfill actual or perceived needs of the user. The user profile information can be stored on a user device, such as a cell phone or PIA, or at a central site, such as a server associated with a situation authority or communications provider. The user profile information may contain, but is not limited to, number and ages of individuals in the user's household, number and type of pets owned by the user, languages spoken, medical conditions of the user and his/her dependent (e.g., diabetes), and special services need by the user and his/her dependents (e.g., dialysis). Such information can be used in directing a user to a provider of the nearest service that fulfills some or all the needs of the user during or as a result of the situation. For example, during a hurricane evacuation, a user with two dogs can be directed toward the nearest evacuation center that accepts pets, which may not be the nearest evacuation center to the user if other centers that are closer do not accept pets.

[00173] In addition to the location of the nearest provider of goods and services, situational dependent information, such related hazards, can be distributed to the user. The related hazards may impede the user from gaining access to the goods or services, such as flooded or otherwise impassable roads on the most probable route to a storm evacuation center. In one embodiment, alternate routes to the provider of the goods or services are suggested, minimizing the hazards that a user might encounter enroute to obtain the goods or services.

[00174] Location based goods and service notifications may be delivered to user devices in a language that is understood by the user. The selection of the language in which to deliver the notification may be based on information contained in the user profile. The user may have previously selected the delivery language which is then stored in the user

profile, or the notification sender may automatically determine the delivery language based on the personal information contained in the user profile.

[00175] Notifications of the service may be delivered on GPS-enabled portable device, such as a cell phone or PDA, so that a traveling user can receive notifications of services most relevant to his current location. In one embodiment, the portable device, can notify the provider of the service that the user in enroute, including any special considerations, such as those included in the user profile. The user may also communicate additional special considerations, such as injuries or special needs, to the service provider.

[00176] In an alternate embodiment, location based services can be offered to users connected to an event node of a SitNet using a PIA. Using positional coordinates associated with the user of the PIA, a server located at the event node can create a set of projected views of the SitNet, such that the nodes in each of the projected views of the SitNet are within close geographic proximity, such as a zip code, town, or street. A distribution of providers of limited goods and services that might be available after the occurrence of a situation or event can then be delivered in a targeted manner to the users of the SitNet using the projected views. As the users' location changes, location coordinates are provide to the event node server so that the projected views are updated, and user always receives the most up to date location based service information for their current location.

[00177] A situational network can be used to efficiently deliver and propagate a message or notification from a single user related to a situation or event to an expanded group of individuals who are directly or indirectly affected by the event or situation. The message may be created and distributed by a situation authority, or alternately created by an individual in response to receiving information about occurrence or expected occurrence of the situation. Each recipient of the message or notification may have pre-defined groupings of other users, such as family, friends, co-workers, neighbors, etc, so that an incoming notification can be forwarded to only to the selected groups of users. The groups that are displayed to the user for propagation of the notification may be dependent on the situation, with the displayed groups either being pre-selected by the user or determine automatically by the receiving device, which in one embodiment is a PIA and the groups correspond to users at nodes in an NDSN. For example, a user will likely need

to notify one set of groups of users in their NDSN if school is being closed, and another set of groups of users if she is delayed by a traffic accident. Automatic determination of groups may be accomplished via creating projections of the PIA user's NDSN that are relevant to the situation of the incoming notification, for example, projections along the dimensions corresponding to family, friends, or business contacts.

[00178] A user can create separate notifications that are added to the message for each group before forwarding the message. The notifications for each group are separately composed on a device used to propagate the message before the message is forward to the different groups. The notifications are all preferably composed on a single screen of the device. The message and the corresponding notifications composed on the device are then all transmitted to the users of the selected groups at substantially the same time using a single action on the device such as actuating an actuator of the device. The single action on the device causes each notification composed on the device to be attached to the message, and subsequently transmitted to the appropriate users for each group. Examples of actuators include mechanical buttons or touch sensitive display panels. In an embodiment, the user may also reply to the sender of the message with a personal response. The reply may be transmitted using the same single action as described above, or transmitted at a separate time using a different action on the device.

[00179] Notifications may be distributed in the SitNet 300 using a peer to peer connections, or through connections to a centralize service, such as one that includes the situation authority.

[00180] Referring to Fig. 25, a school district superintendent creates a node in the situational network using a PIA 3060 to inform a group of users that school will be closed tomorrow. He creates a message 3066 that is propagated to a first set of users in selected groups (teachers, staff, parents, and snow removal). In this example, the groups are selectable by the superintendent, and different notifications are added to the message for each group, and propagated using the [NOTIFY] actuator 3068 on the PIA. The superintendent has chosen not to inform the superintendents of other school districts of his decision, overriding the automatic selection of that group by the PIA. Jane Doe, a parent who has a child in the Springfield School District receives the message from the superintendent on her PIA 3062, which is included in her cell phone. She propagates the

message to her pre-defined group of users with additional notifications, also using the [NOTIFY] actuator 3068. Jane Doe's friend receives the original message 3066 propagated through Jane Doe's PIA 3063 on her PIA3064, which is included in her PDA with an additional notification 3069 added by Jane Doe. She replies 3067 to Jane Doe's notification using the [REPLY] actuator and notifies her friends using the [NOTIFY] actuator 3068 that she will be at Jane Doe's house tomorrow.

[00181] A situational network may be established where the situation is a social event, such as a concert or festival. Users attending the event are alerted when other members of the NDSN are also in attendance at the same event. In one embodiment, the situational network is a proximity based network. Users are alerted to the presence of other members included in their NDSN by their PIA when they are both in attendance at the same event based on the sharing of position coordinated between the PIAs. In one embodiment, the situational network is used to facilitate personal introductions. A user's NDSN may contain many contacts that are personally unknown to a user possible due to a higher order degree of separation in the NDSN or because of physical distance between the two users, but nonetheless the two users share an affinity along at least one dimension where they exchange personal information. When the two users are connected to the event node in the same situational network, and are or will soon be in close proximity, an alert may be presented by the users' PIAs so that the users may decide if they would like to meet in person. The PIAs may determine future proximity based on a common event scheduled in both calendars of the users PIAs. Instantaneous proximity may be determined by sharing location coordinates obtained using a geographic location device, such as GPS, included in the PIA. In one embodiment, a user pre-selects other users in their social network that are personally unknown to them and that they would like to personally meet. When those pre-selected individual are in proximity, the user is notified of their location even in the absence of a connection to an event node. The connection between the two users creates a proximity situational network. For example, when two users' PIAs are crawling the NDSN and one discovers that the other is within a pre-determined range due to sharing of GPS position coordinates between the two PIAs, an alert can be sent to that user to facilitate a personal introduction between the two users.

[00182] Users interested in the same weather event may be connected in a situational network for social interaction. A user may be connected to this weather driven social network using a link on an internet site displaying information about that weather event. Other users can be connected to the same social network from different links on different websites also displaying information about the weather event. Referring to Fig 26, a user interested in a forecasted snow storm may visit a webpage 3070 of a weather website for weather information related to that event. When viewing the weather event details page 3072, the user interested in skiing at a popular ski destination may click on a link 3074 and be connected to a centralized social networking website 3076 related to the weather event. The social networking website allows users to share and exchange information for a number of topics including lodging, transportation, social events, or popular meeting locations. Alternately, the PIA may be used to connect to an event node server of the situational network for the weather event, or the PIA may create a node for the weather event. The user may invite other users with similar interests to join the SitNet using the PIA. Additionally, the user's PIA may also crawl the network along a dimension in its NDSN, such as outdoor activities, to discover other users interested in the weather event and request a connection. The SitNet established in the NDSN though the PIA may be used to share information similar to that obtained on the website discussed above, but the information is shared in a peer to peer manner instead of controlled by a centralize source.

[00183] Those skilled in the art will recognize that the interactions employed to perform the various functions associated with the SitNet 3000, PIA, CIA and the NDSN (Discover, Connect, Invite, Configure, etc.) may be executed in a variety of ways not limited to the examples described herein.

[00184] Fig. 22 illustrates a block diagram of a computer system 1150 for realization of a computer-implemented apparatus that may form all or a part of one or more implementation(s) or embodiment(s) of the present invention. The computer system 1150 includes a computer 131, a keyboard 132, a mouse 133, and a monitor 134. The computer 131 has a network port 138 for connecting to the computer network 900 (not shown). The computer 131 is connected to a storage device 135 which contains the program instructions 136 for the software application that provides the logical functions of the

computer-implemented apparatus. The storage device 135 also contains a database 137 for storing data.

[00185] Those skilled in the art will recognize that the program instructions 136 for software applications implementing all or a portion of one or more embodiment(s) of the present invention may be written in a programming language such as Java or C++, and that the database 137 may be implemented with a database package such as Microsoft Access™ or a database management system (DBMS) such as Microsoft SQL Server™, Microsoft SQL Server CE ™, IBM DB2™, mySQL or postgreSQL.

[00186] Fig. 23 illustrates a block diagram of the computer 131. A system bus 1002 transports data amongst the Central Processing Unit (CPU) 1004, RAM 1006, the Read Only Memory Basic Input Output System (ROM-BIOS) 1008 and other components. The CPU 1004 can contain a cache memory component 1024. The computer 131 may include one or more external storage ports 1017 for accessing a hard disk drive, optical storage drive (e.g., CD-ROM, DVD), flash memory, tape device or other storage device (not shown). The relevant storage device(s) are connected through the external storage port 1017 which is connected to the system bus 1002 via a disk controller 1022. The keyboard 132 and the mouse 133 can be connected to the keyboard port 1012 and mouse port 1013, respectively, which are connected to the system bus 1002 through the I/O controller 1010. The monitor 134 can be connected to a monitor port 1014 which is connected to the system bus 1002 through the video controller 1015. A network device (not shown), including but not limited to an Ethernet device or other device having networking capability, can be connected to the network port 138 which is connected through the network controller 1016 to the system bus 1002. Additional ports, such as parallel or serial ports (not shown), may be utilized through the I/O controller 1010. The computer 131 may include one or more USB ports 1023. A USB device (not shown), including but not limited to a printer, scanner, keyboard, mouse, digital camera, storage device, PDA and webcam, can be connected to the USB port 1023 which is connected to the system bus 1002 through the USB controller 1011. Expansion slots 1018 can be comprised of Industry Standard Architecture (ISA) slots, Peripheral Component Interconnect (PCI) expansion slots, PCI Express expansion slots, Accelerated Graphics Port (AGP) slots or any other slot generally known in the art to allow additional cards to

be placed into the computer 131. These slots can be used to connect network cards, video cards, sound cards, modems and any other peripheral devices generally used with a computer. Detailed descriptions of these devices have been omitted for convenience only and should not be considered limiting.

[00187] Those skilled in the art will recognize that a part of, or the entirety of, the embodiments of the present invention may be implemented as a web-based application that includes a web server and a browser application residing on a client computer.

[00188] The embodiments of the present invention may be implemented with any combination of hardware and software. If implemented as a computer-implemented apparatus, the present invention is implemented using means for performing all of the steps and functions described above.

[00189] The embodiments of the present invention can be included in an article of manufacture (e.g., one or more computer program products) having, for instance, computer useable media. The media has embodied therein, for instance, computer readable program code means for providing and facilitating the mechanisms of the present invention. The article of manufacture can be included as part of a computer system or sold separately.

[00190] While specific embodiments have been described in detail in the foregoing detailed description and illustrated in the accompanying drawings, it will be appreciated by those skilled in the art that various modifications and alternatives to those details could be developed in light of the overall teachings of the disclosure and the broad inventive concepts thereof. It is understood, therefore, that the scope of the present invention is not limited to the particular examples and implementations disclosed herein, but is intended to cover modifications within the spirit and scope thereof as defined by the appended claims and any and all equivalents thereof.

CLAIMS

1. A method of creating a projection of a situational network, the method comprising:

(a) creating, by an event node server, an event node in a multi-dimensional personal information network, the event node corresponding to a situation;

(b) forming a projection of nodes of the situational network using geographic locations of a plurality of devices corresponding to nodes in the multi-dimensional personal information network;

(c) transmitting an invitation to establish a link with the event node server to the devices corresponding to each node in the projection formed in step (b);

(d) receiving a response from at least one of the devices from step (c) accepting the invitation to establish a link with the event node server; and

(e) establishing a link with each device accepting the invitation.

2. The method of claim 1, wherein the event node is created in response to identification of the situation by a situation authority.

3. The method of claim 1, further comprising:

(f) providing the projection formed in step (b) to each device corresponding to the nodes in the projection that has established a link with the event node server.

4. The method of claim 1, further comprising:

(f) providing a first set of information about the situation to each device corresponding to the nodes in the projection that has established a link with the event node server.

5. The method of claim 4, wherein the first set of information in step (f) includes targeted advertisements.

6. The method of claim 4, further comprising:

(f) receiving additional sets of information about the situation from at least one of the devices corresponding to the nodes in the projection that have established a link with the event node server; and

(g) distributing updated information about the situation based on the additional sets of information to the devices corresponding to the nodes in the projection that have established a link with the event node server.

7. The method of claim 1, wherein the event node server forms one or more different projections of the nodes, each of the one or more projections receiving geographically relevant information from the event node server.

8. The method of claim 1, wherein the device is a personal information aggregator.

9. The method of claim 1, wherein the situation is a weather phenomenon.

10. A method of creating a projection of a situational network, the method comprising:

(a) receiving, by a first device corresponding to a node in a multi-dimensional personal information network, an invitation to establish a link with an event node server in response to the first device being included in a projection of nodes of the multi-dimensional personal information network;

(b) transmitting a response accepting the invitation to establish a link with the event node server;

(c) establishing a link with the event node server; and

(d) receiving information about the situation from the event node server.

11. The method of claim 10, wherein the invitation is received based on a geographic proximity of the first device with other devices in the multi-dimensional personal information network.

12. The method of claim 10, wherein the event node server corresponds to an event node of the situational network created in response to identification of the situation by a situation authority.

13. The method of claim 10, further comprising:

(e) receiving the projection of the nodes of the situational network from step (a) from the event node server.

14. The method of claim 13, further comprising:

(f) inviting at least one other device included in the projection to establish a link with the first device;

(g) connecting to the at least one other device from step (e) accepting the invitation; and

(h) sharing information related to the situation with the at least one other device.

15. The method of claim 14, wherein the connections established in step (g) have an order of separation of one.

16. The method of claim 14, wherein the connections established in step (g) are multi-dimensional.

17. The method of claim 16, wherein at least one of the dimensions corresponds to the situation.

18. The method of claim 17, wherein the dimension corresponding to the situation includes an affinity greater than affinity included along the other dimensions.

19. The method of claim 10, further comprising:

(e) providing information about the situation to the event node server.

20. A system for creating a projection of a situational network, the system comprising:

an event node server, corresponding to a situation authority, configured to create an event node in a multi-dimensional personal information network, the event node corresponding to a situation, form a projection of nodes of the situational network using geographic locations of a plurality of devices corresponding to nodes in the multi-dimensional personal information network, transmit an invitation to establish a link with the event node server to the device corresponding to each node in the projection, receive a response from at least one of the devices accepting the invitation to establish a link with the event node server, and establish a link with each device accepting the invitation; and

a plurality of devices configured to receive an invitation to establish a link with an event node server in response being included in a projection of nodes of the multi-dimensional personal information network, transmit a response accepting the invitation to establish a link with the event node server, and receive information about the situation from the event node server.

ABSTRACT

A method of creating a projection of a situational network includes creating, by an event node server, an event node in a multi-dimensional personal information network, where the event node corresponds to a situation. A projection of nodes of the situational network is formed using geographic locations of a plurality of devices corresponding to nodes in the multi-dimensional personal information network. An invitation is transmitted to establish a link with the event node server to the devices corresponding to each node in the projection. A response is received from at least one of the devices accepting the invitation to establish a link with the event node server. A link with each device accepting the invitation is established.

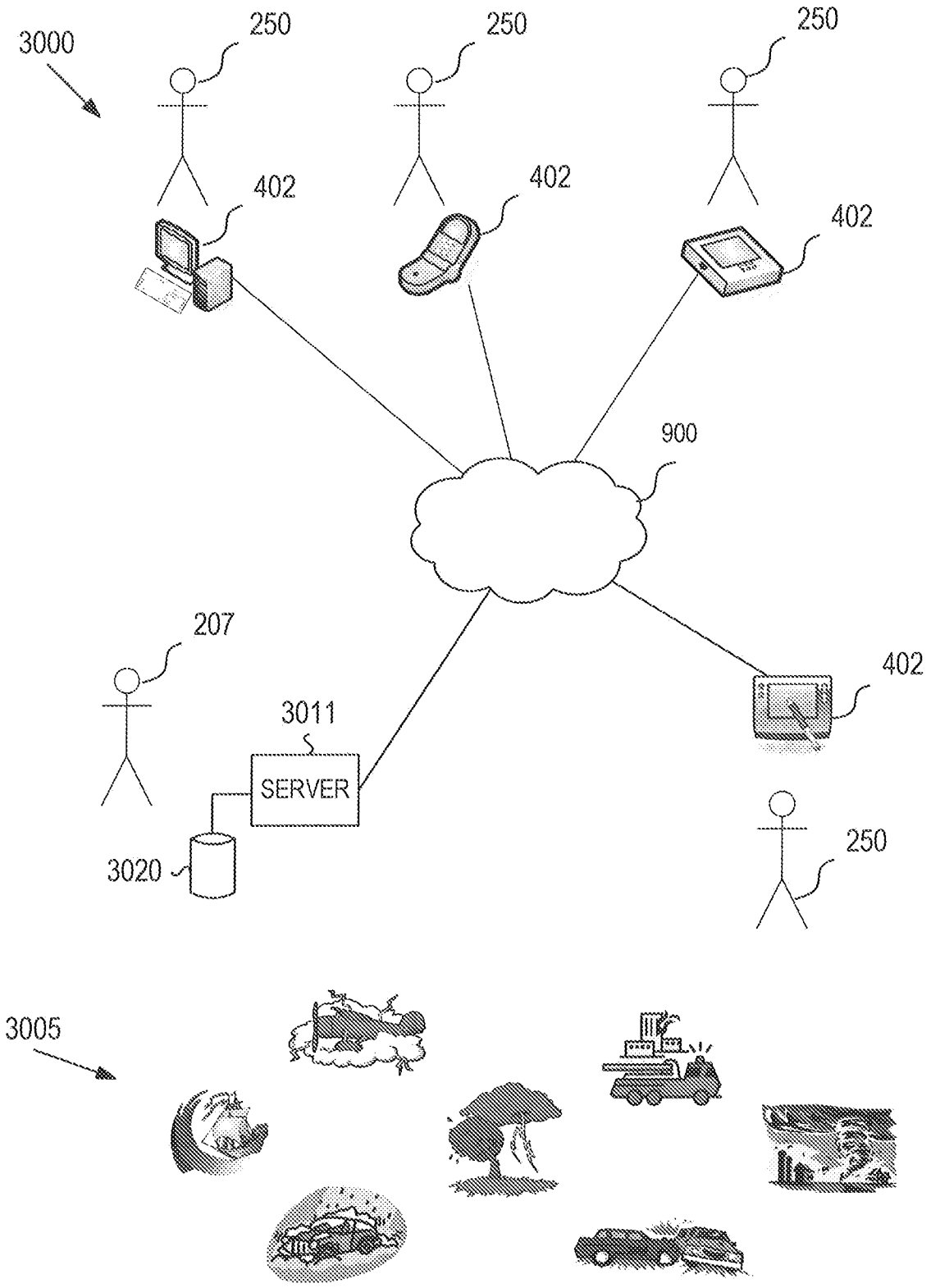
3000
250
250
250
402
402
402
900
207
402
3011
SERVER
3020
250
3005

Fig. 1

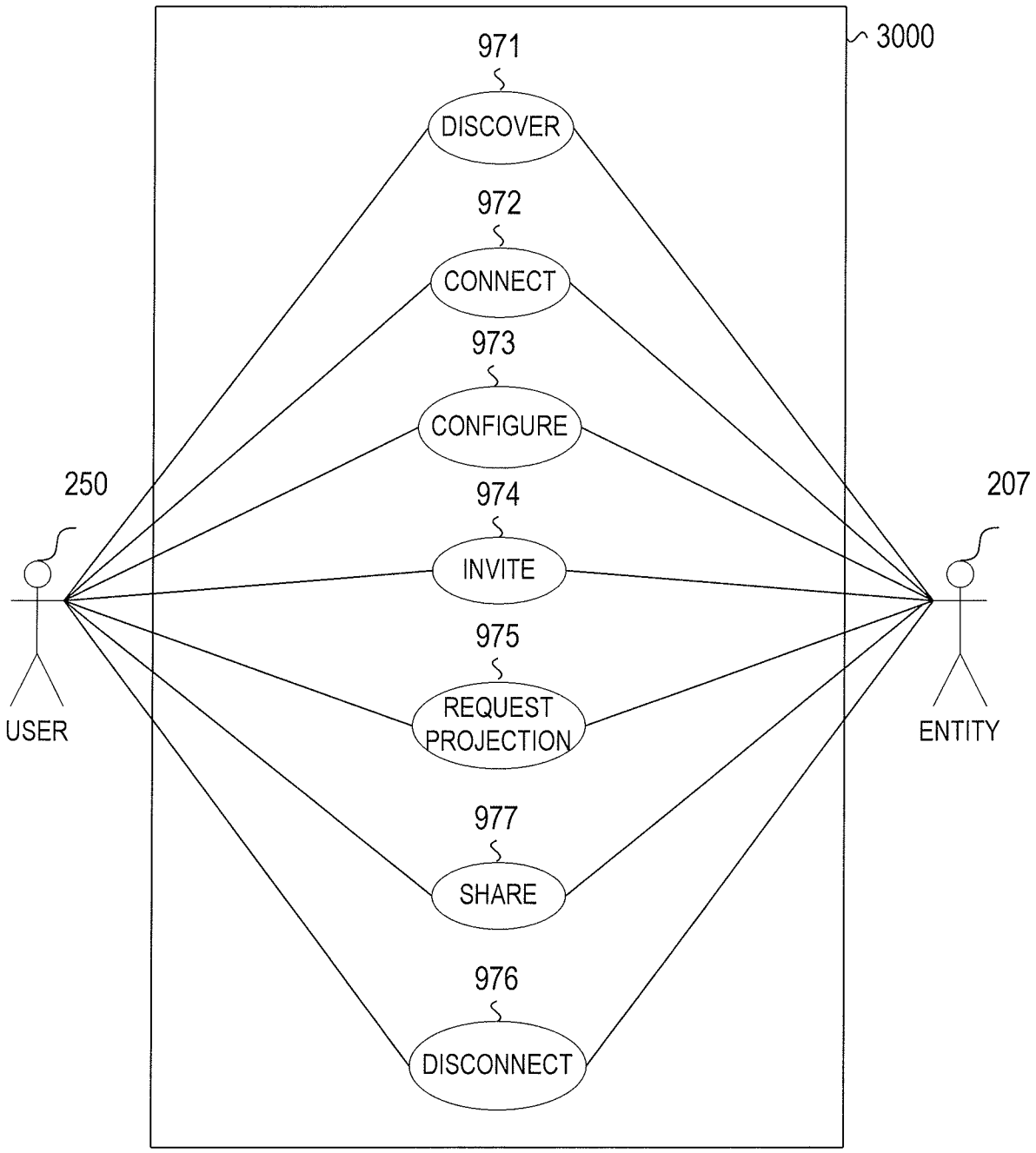
3000
971
DISCOVER
972
CONNECT
973
CONFIGURE
974
INVITE
975
REQUEST PROJECTION
977
SHARE
976
DISCONNECT
250
USER
207
ENTITY

Fig. 2

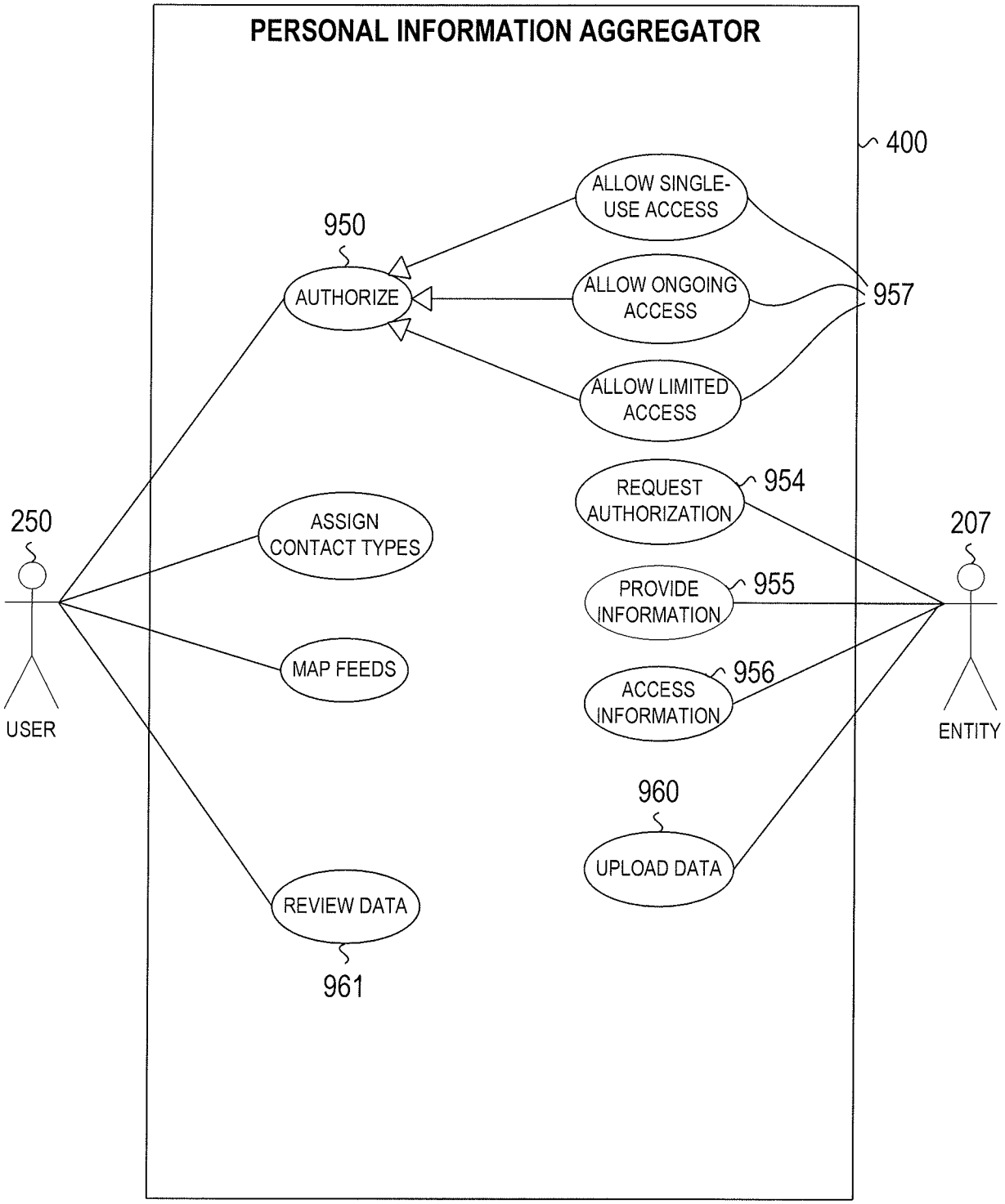
PERSONAL INFORMATION AGGREGATOR
400
ALLOW SINGLE-USE ACCESS
950
AUTHORIZE
ALLOW ONGOING ACCESS
957
ALLOW LIMITED ACCESS
REQUEST AUTHORIZATION
954
250
ASSIGN CONTACT TYPES
207
PROVIDE INFORMATION
955
MAP FEEDS
ACCESS INFORMATION
956
USER
ENTITY
960
UPLOAD DATA
REVIEW DATA
961

Fig. 3

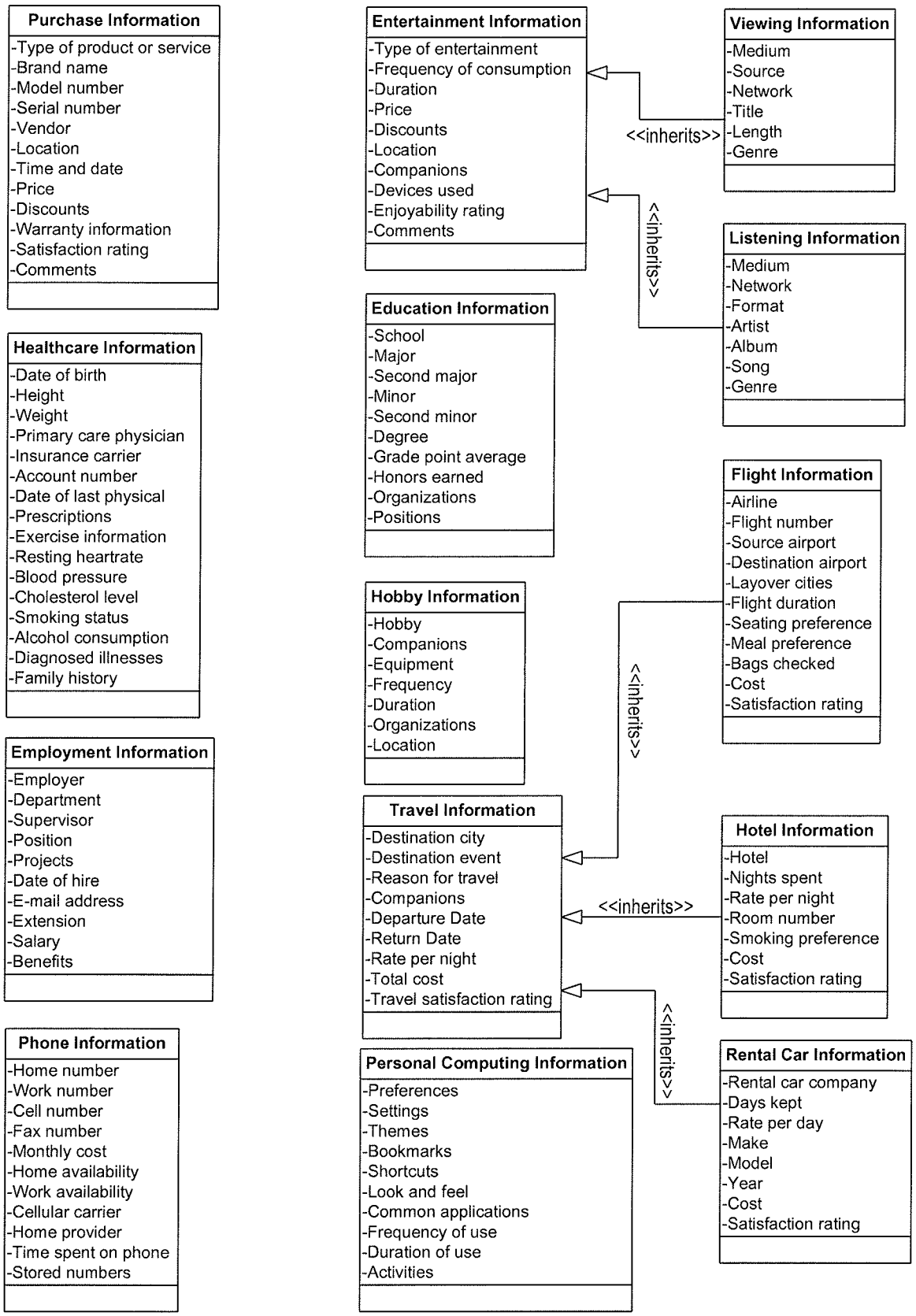
Purchase Information
-Type of product or service
-Brand name
-Model number
-Serial number
-Vendor
-Location
-Time and date
-Price
-Discounts
-Warranty information
-Satisfaction rating
-Comments
Healthcare Information
-Date of birth
-Height
-Weight
-Primary care physician
-Insurance carrier
-Account number
-Date of last physical
-Prescriptions
-Exercise information
-Resting heartrate
-Blood pressure
-Cholesterol level
-Smoking status
-Alcohol consumption
-Diagnosed illnesses
-Family history
Employment Information
-Employer
-Department
-Supervisor
-Position
-Projects
-Date of hire
-E-mail address
-Extension
-Salary
-Benefits
Phone Information
-Home number
-Work number
-Cell number
-Fax number
-Monthly cost
-Home availability
-Work availability
-Cellular carrier
-Home provider
-Time spent on phone
-Stored numbers
Entertainment Information
-Type of entertainment
-Frequency of consumption
-Duration
-Price
-Discounts
-Location
-Companions
-Devices used
-Enjoyability rating
-Comments
Viewing Information
-Medium
-Source
-Network
-Title
-Length
-Genre
<<inherits>>
<<inherits>>
Listening Information
-Medium
-Network
-Format
-Artist
-Album
-Song
-Genre
Education Information
-School
-Major
-Second major
-Minor
-Second minor
-Degree
-Grade point average
-Honors earned
-Organizations
-Positions
Flight Information
-Airline
-Flight number
-Source airport
-Destination airport
-Layover cities
-Flight duration
-Seating preference
-Meal preference
-Bags checked
-Cost
-Satisfaction rating
Hobby Information
-Hobby
-Companions
-Equipment
-Frequency
-Duration
-Organizations
-Location
<<inherits>>
Travel Information
-Destination city
-Destination event
-Reason for travel
-Companions
-Departure Date
-Return Date
-Rate per night
-Total cost
-Travel satisfaction rating
<<inherits>>
Hotel Information
-Hotel
-Nights spent
-Rate per night
-Room number
-Smoking preference
-Cost
-Satisfaction rating
<<inherits>>
Personal Computing Information
-Preferences
-Settings
-Themes
-Bookmarks
-Shortcuts
-Look and feel
-Common applications
-Frequency of use
-Duration of use
-Activities
Rental Car Information
-Rental car company
-Days kept
-Rate per day
-Make
-Model
-Year
-Cost
-Satisfaction rating

Fig. 4

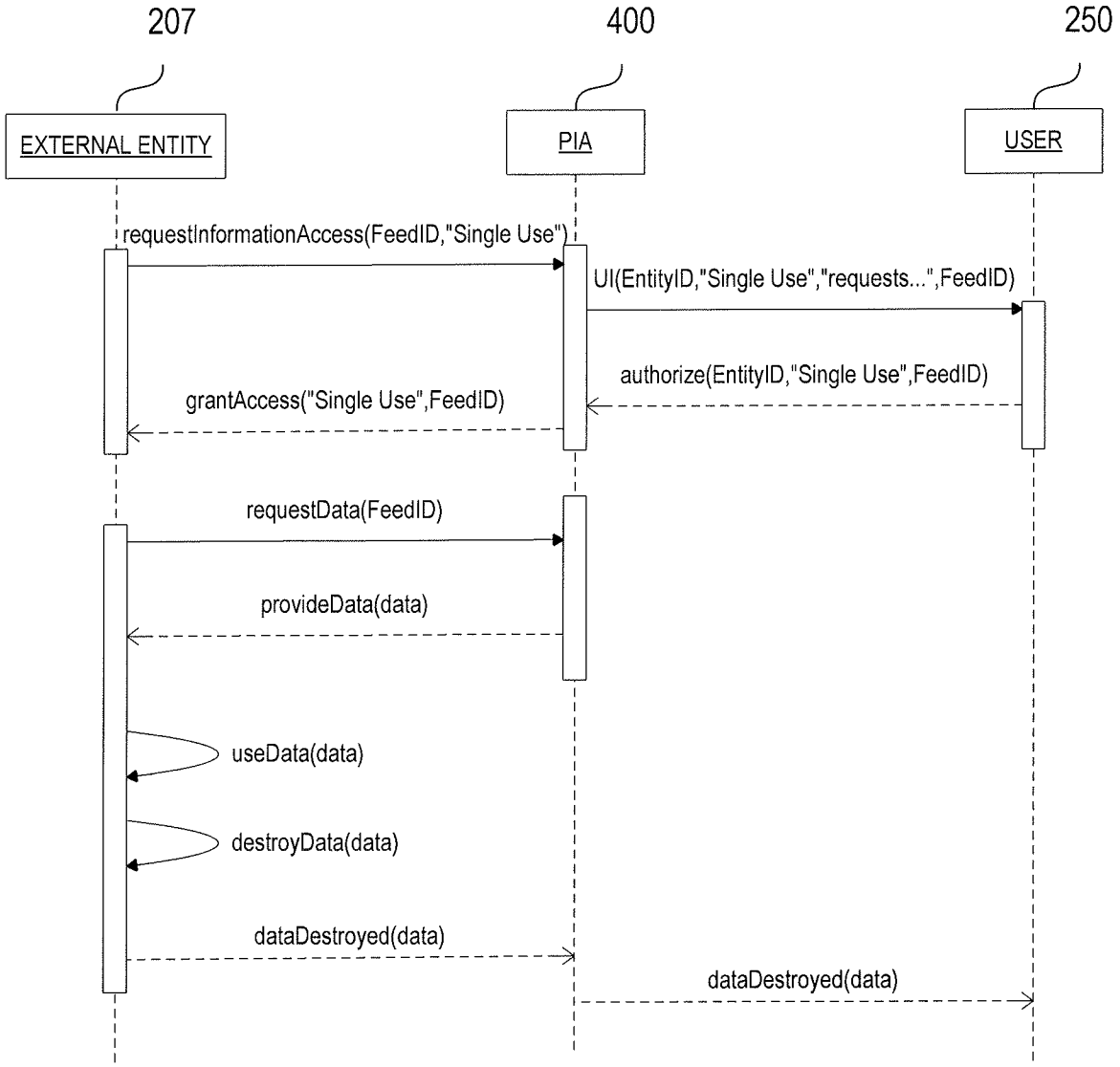
207
400
250
EXTERNAL ENTITY
PIA
USER
requestInformationAccess(FeedID,"Single Use")
UI(EntityID,"Single Use","requests...",FeedID)
authorize(EntityID,"Single Use",FeedID)
grantAccess("Single Use",FeedID)
requestData(FeedID)
provideData(data)
useData(data)
destroyData(data)
dataDestroyed(data)
dataDestroyed(data)

Fig. 5

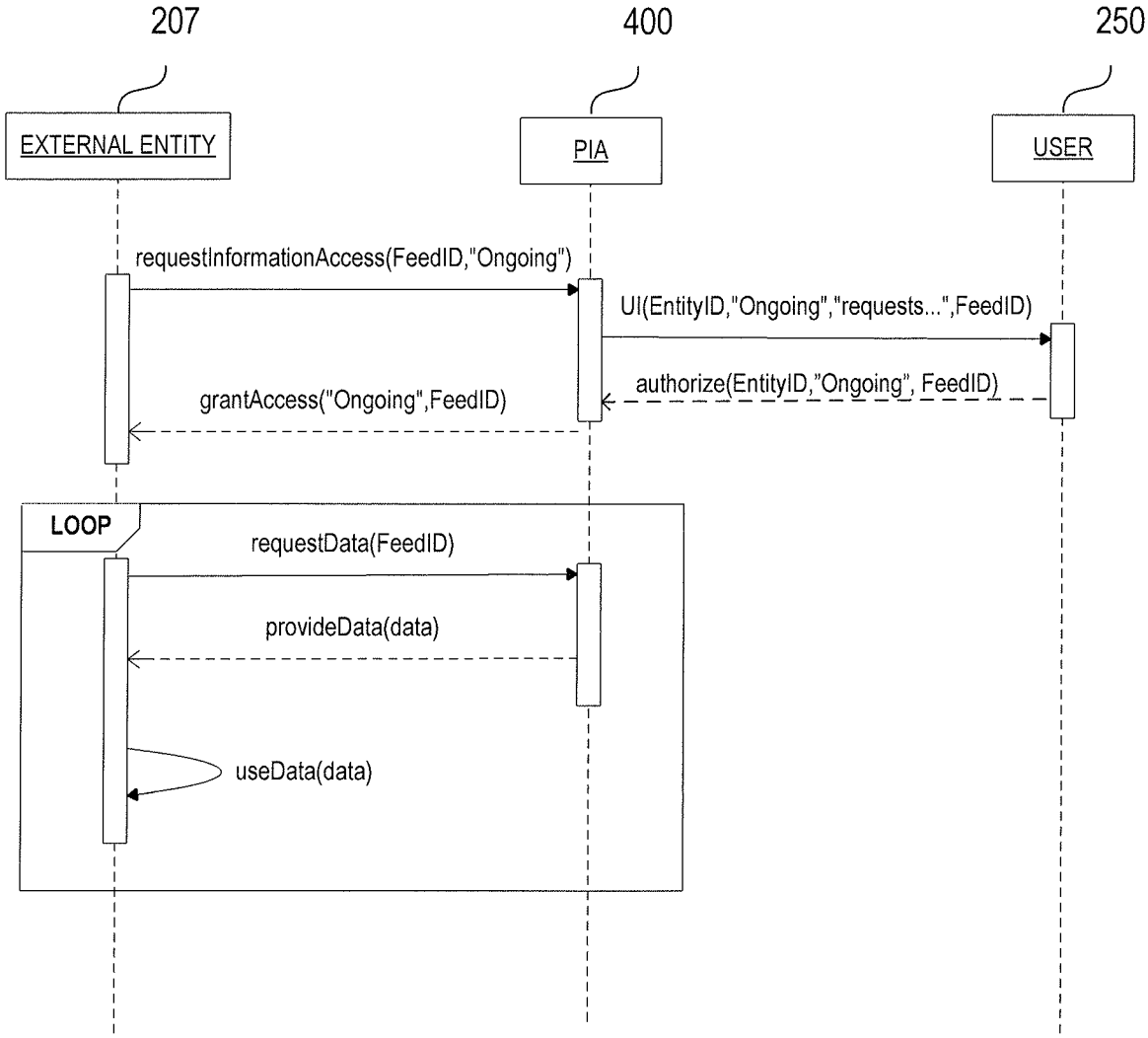
207
400
250
EXTERNAL ENTITY
PIA
USER
requestInformationAccess(FeedID,"Ongoing")
UI(EntityID,"Ongoing","requests...",FeedID)
authorize(EntityID,"Ongoing", FeedID)
grantAccess("Ongoing",FeedID)
LOOP
requestData(FeedID)
provideData(data)
useData(data)

Fig. 6

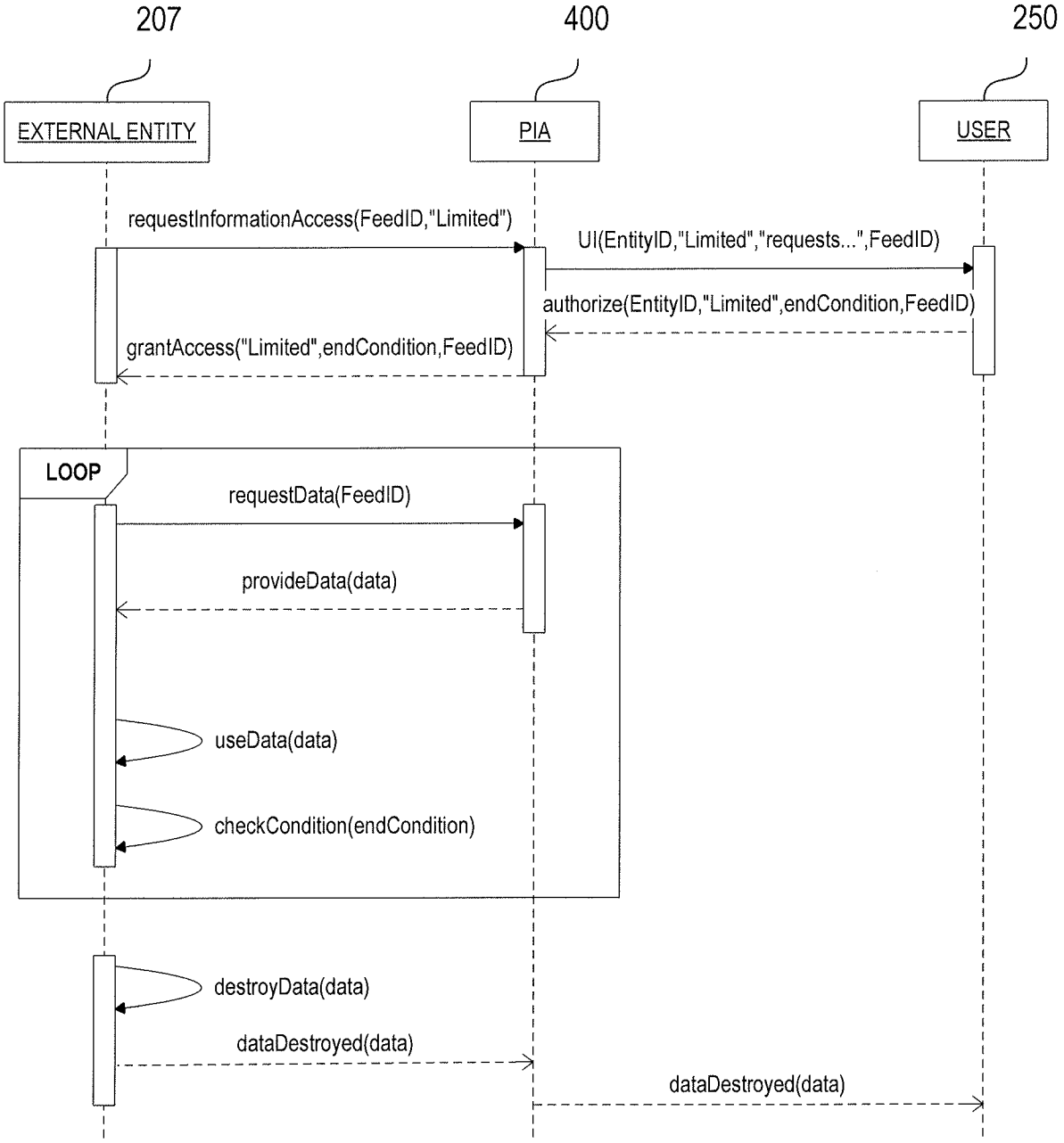
207
400
250
EXTERNAL ENTITY
PIA
USER
requestInformationAccess(FeedID,"Limited")
UI(EntityID,"Limited","requests...",FeedID)
authorize(EntityID,"Limited",endCondition,FeedID)
grantAccess("Limited",endCondition,FeedID)
LOOP
requestData(FeedID)
provideData(data)
useData(data)
checkCondition(endCondition)
destroyData(data)
dataDestroyed(data)
dataDestroyed(data)

Fig. 7

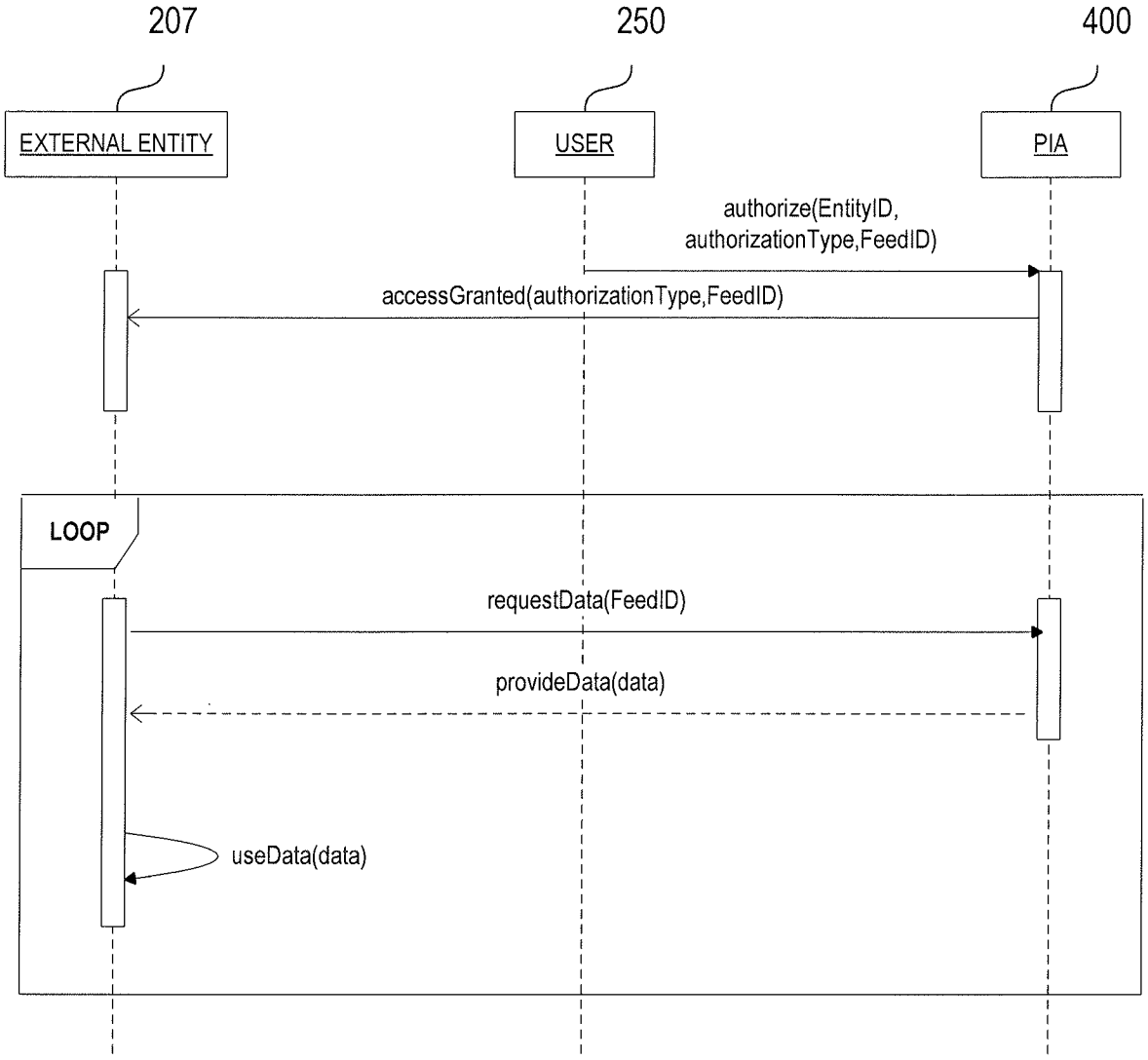
207
250
400
EXTERNAL ENTITY
USER
PIA
authorize(EntityID,
authorizationType,FeedID)
accessGranted(authorizationType,FeedID)
LOOP
requestData(FeedID)
provideData(data)
useData(data)

Fig. 8

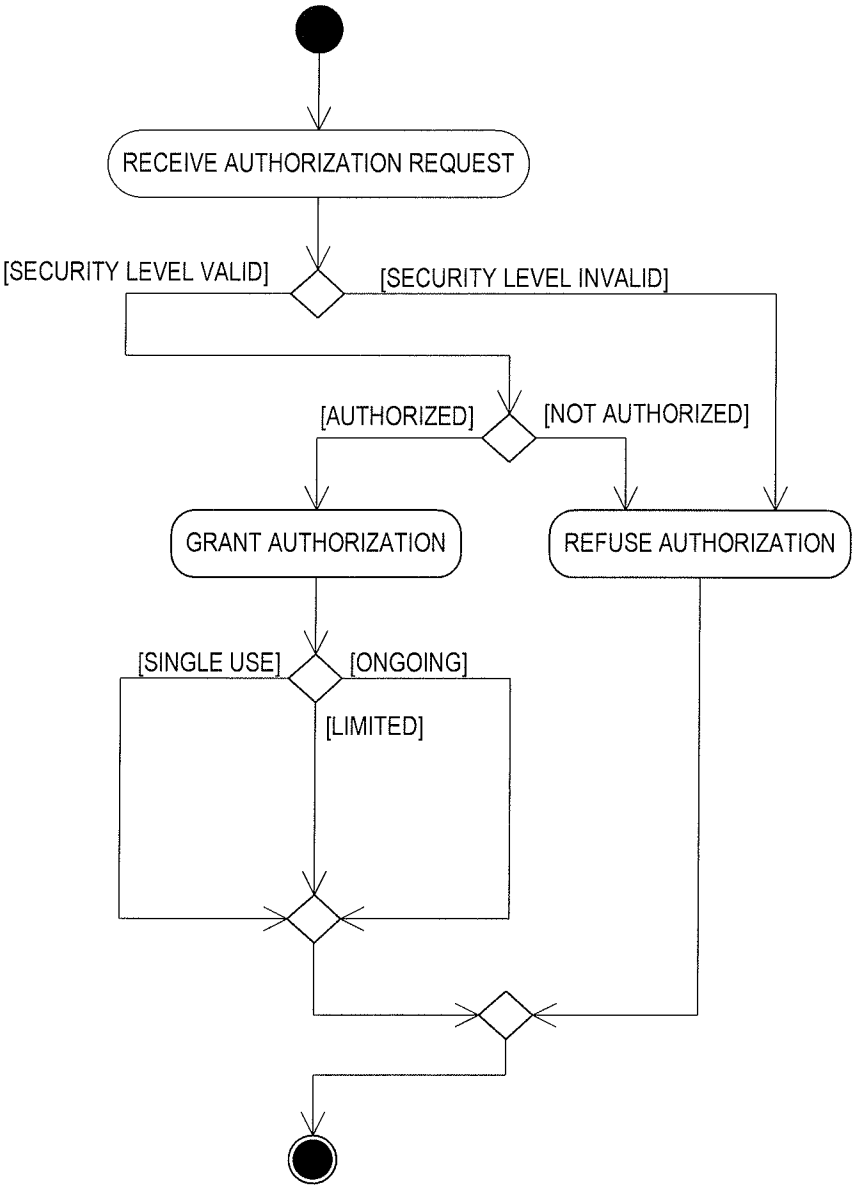
RECEIVE AUTHORIZATION REQUEST
[SECURITY LEVEL VALID]
[SECURITY LEVEL INVALID]
[AUTHORIZED]
[NOT AUTHORIZED]
GRANT AUTHORIZATION
REFUSE AUTHORIZATION
[SINGLE USE]
[ONGOING]
[LIMITED]

Fig. 9

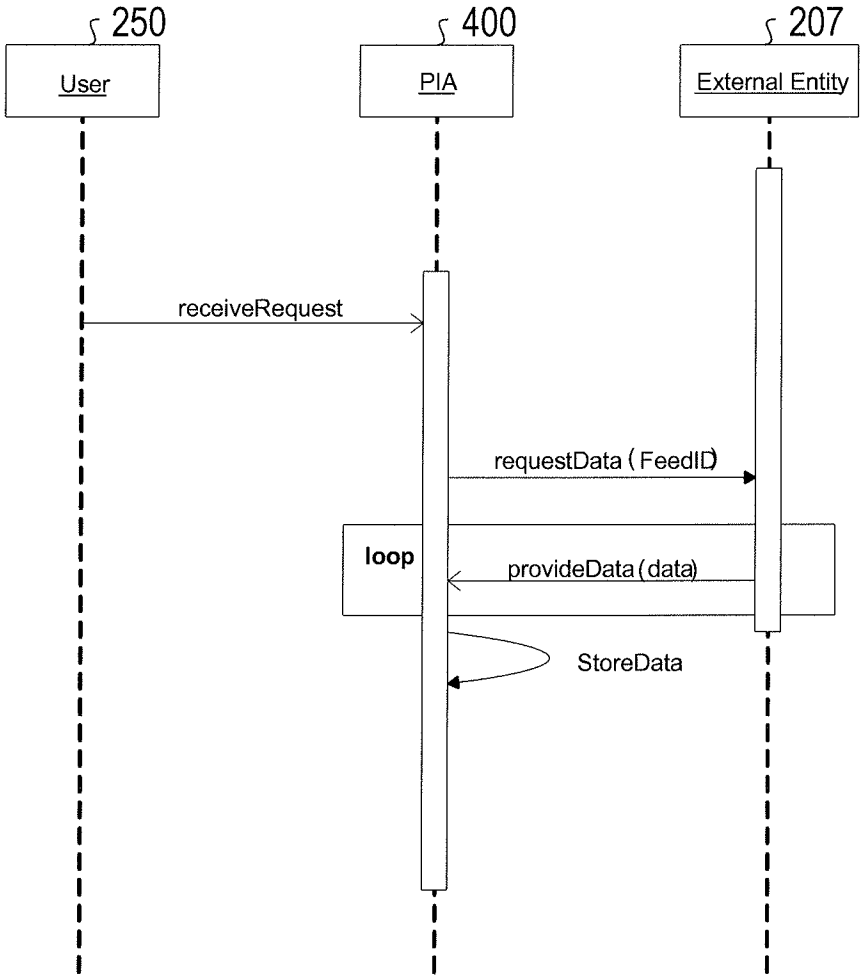
250
User
400
PIA
207
External Entity
receiveRequest
requestData (FeedID)
loop
provideData (data)
StoreData

Fig. 10

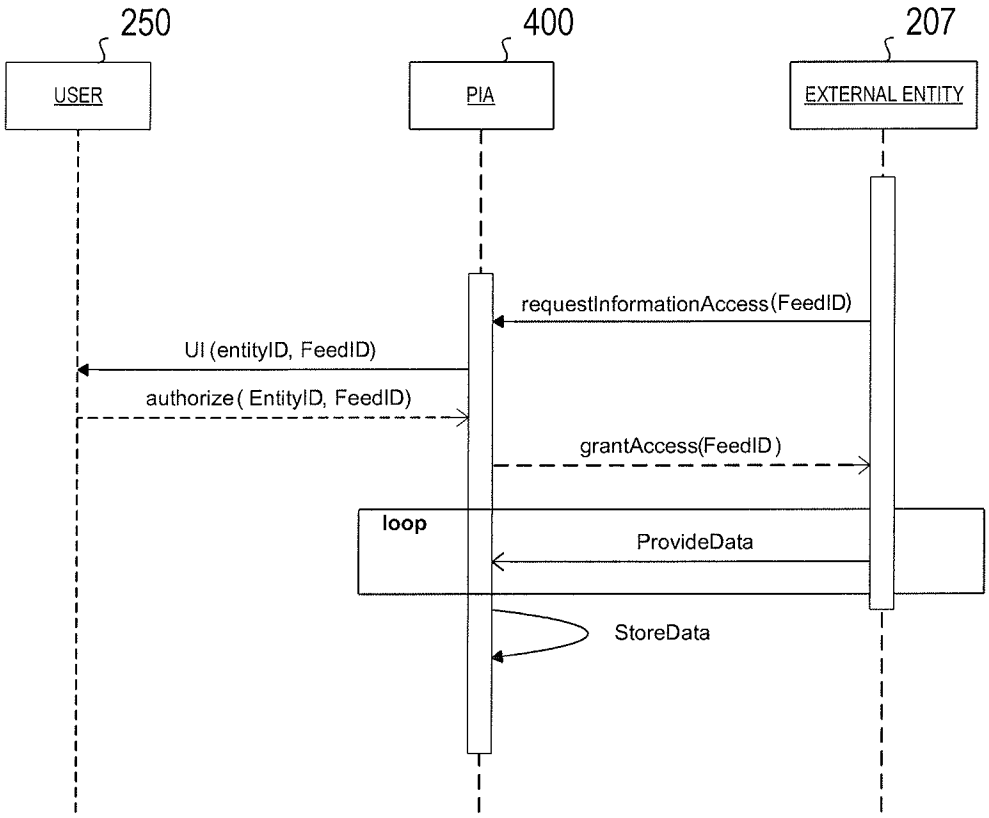
250
400
207
USER
PIA
EXTERNAL ENTITY
requestInformationAccess(FeedID)
UI (entityID, FeedID)
authorize(EntityID, FeedID)
grantAccess(FeedID)
loop
ProvideData
StoreData

Fig. 11

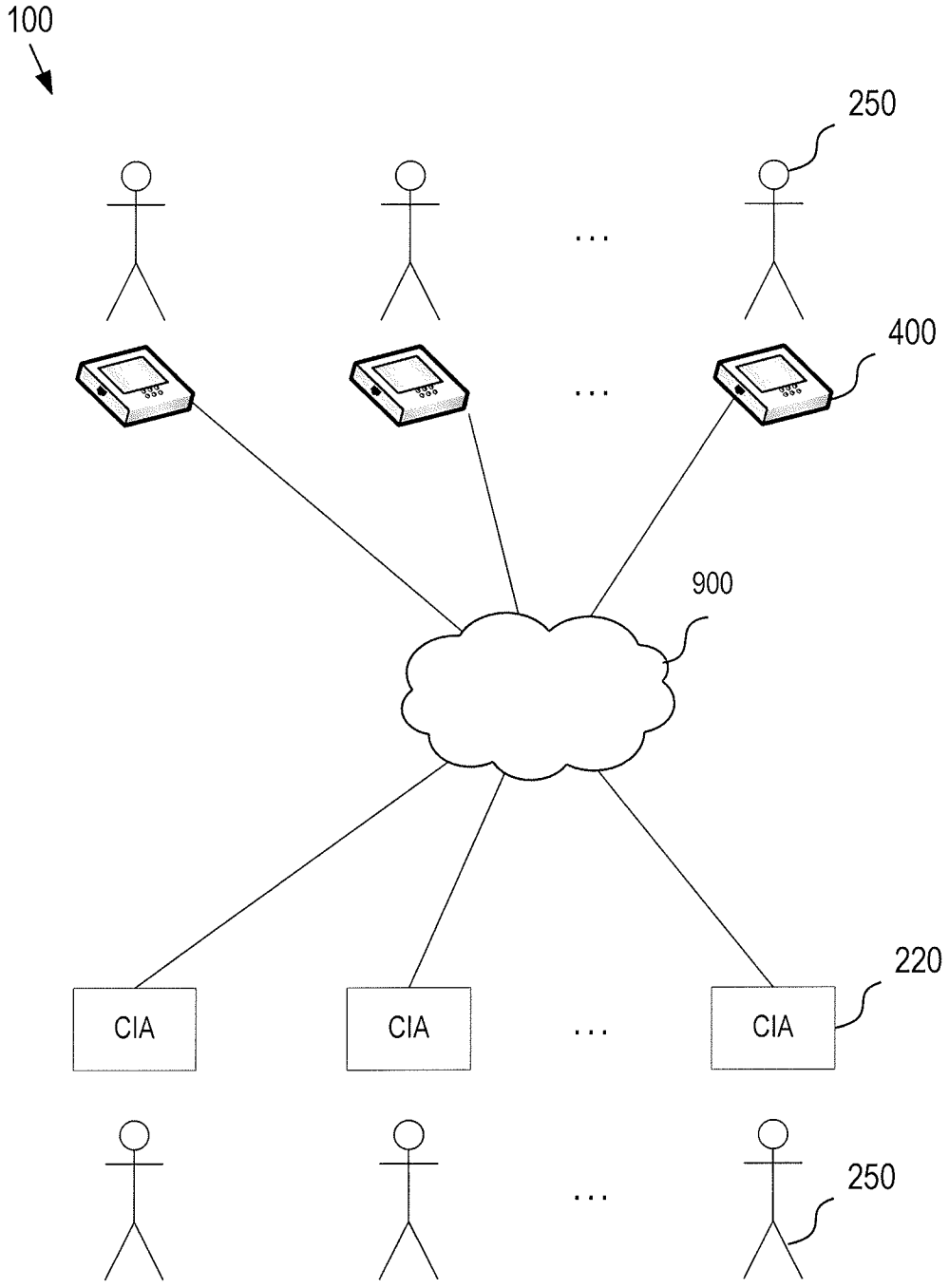

Fig. 12

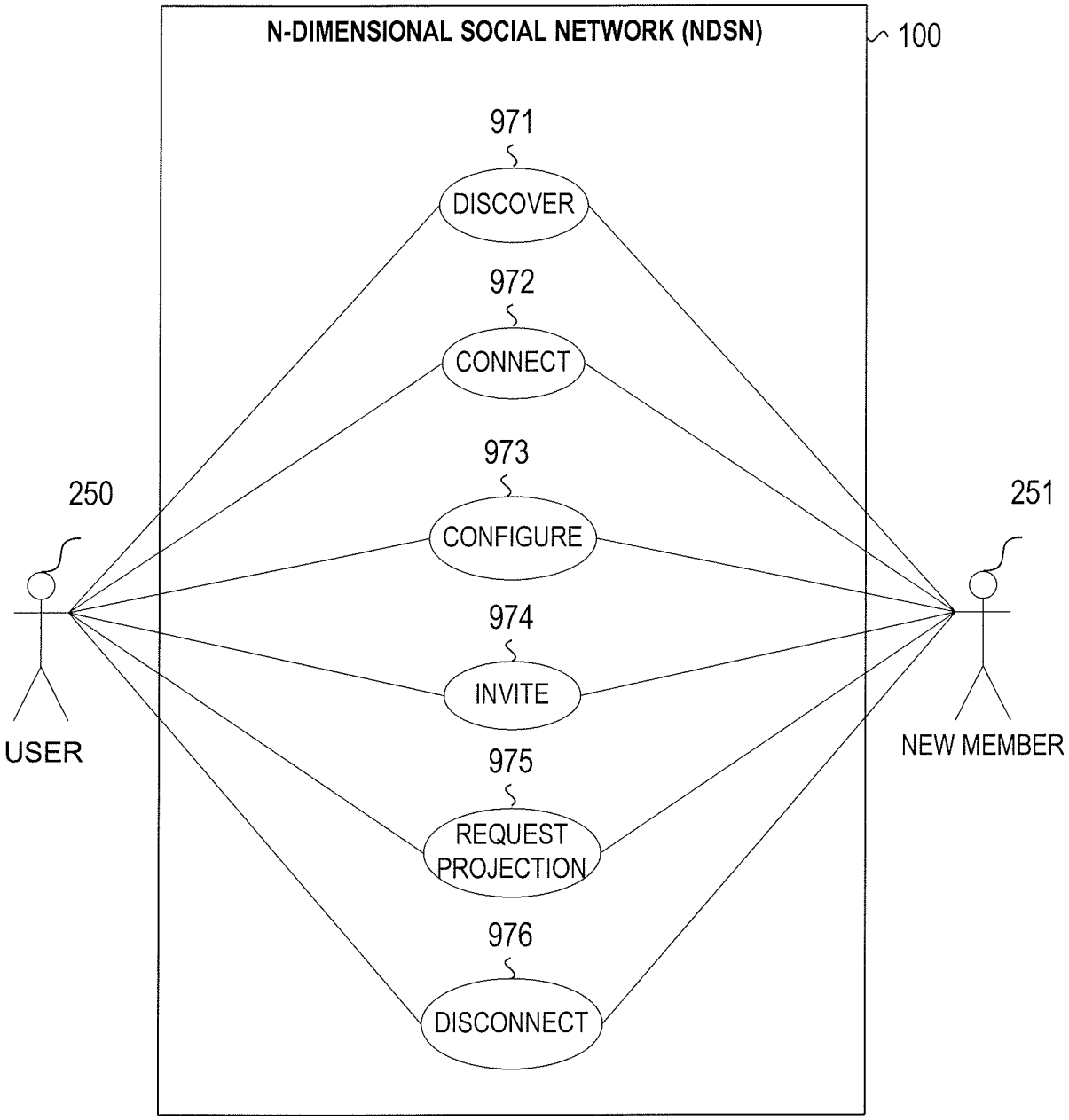
N-DIMENSIONAL SOCIAL NETWORK (NDSN)
100
971
DISCOVER
972
CONNECT
973
CONFIGURE
974
INVITE
975
REQUEST PROJECTION
976
DISCONNECT
250
USER
251
NEW MEMBER

Fig. 13

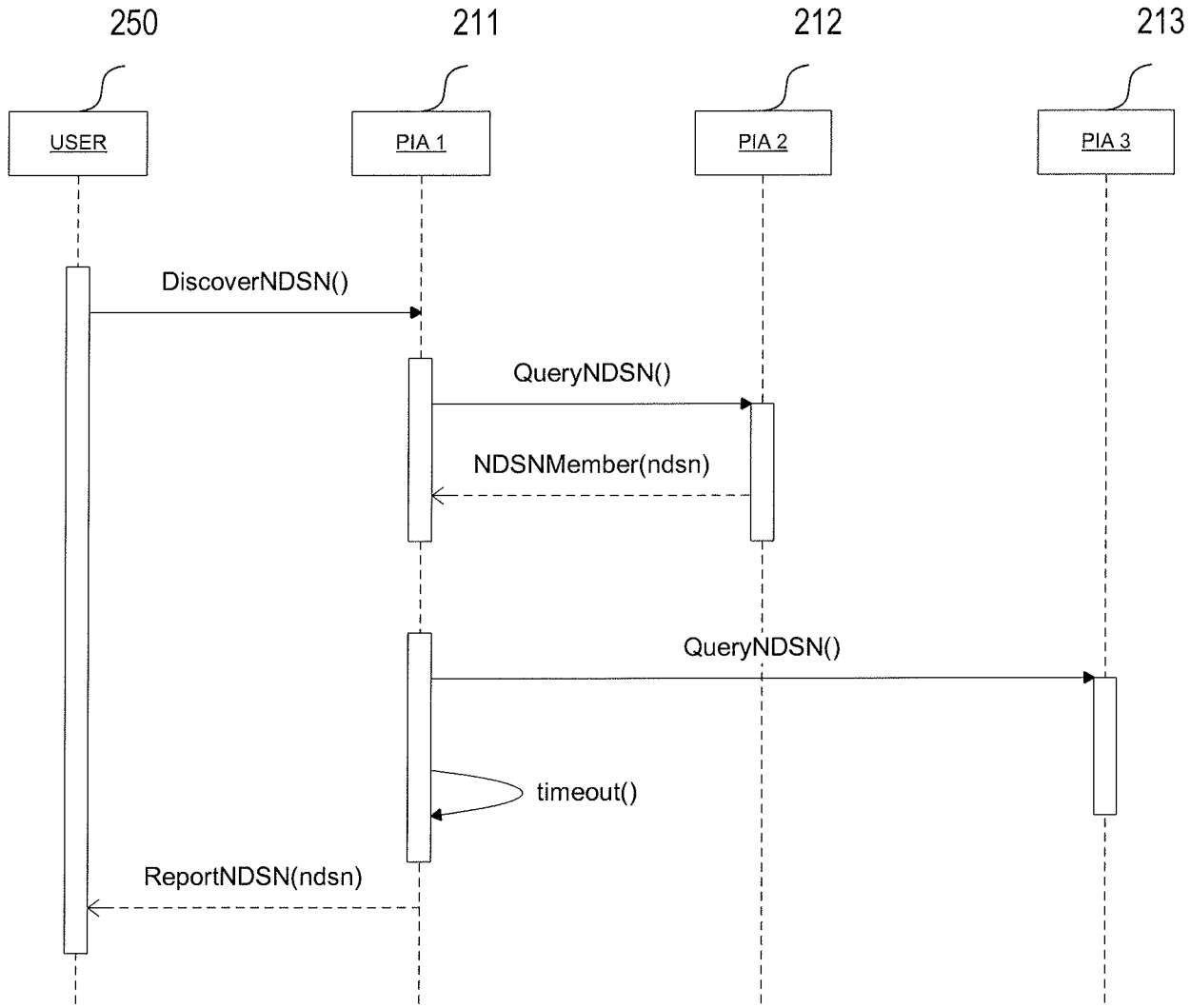
250
211
212
213
USER
PIA 1
PIA 2
PIA 3
DiscoverNDSN()
QueryNDSN()
NDSNMember(ndsn)
QueryNDSN()
timeout()
ReportNDSN(ndsn)

Fig. 14

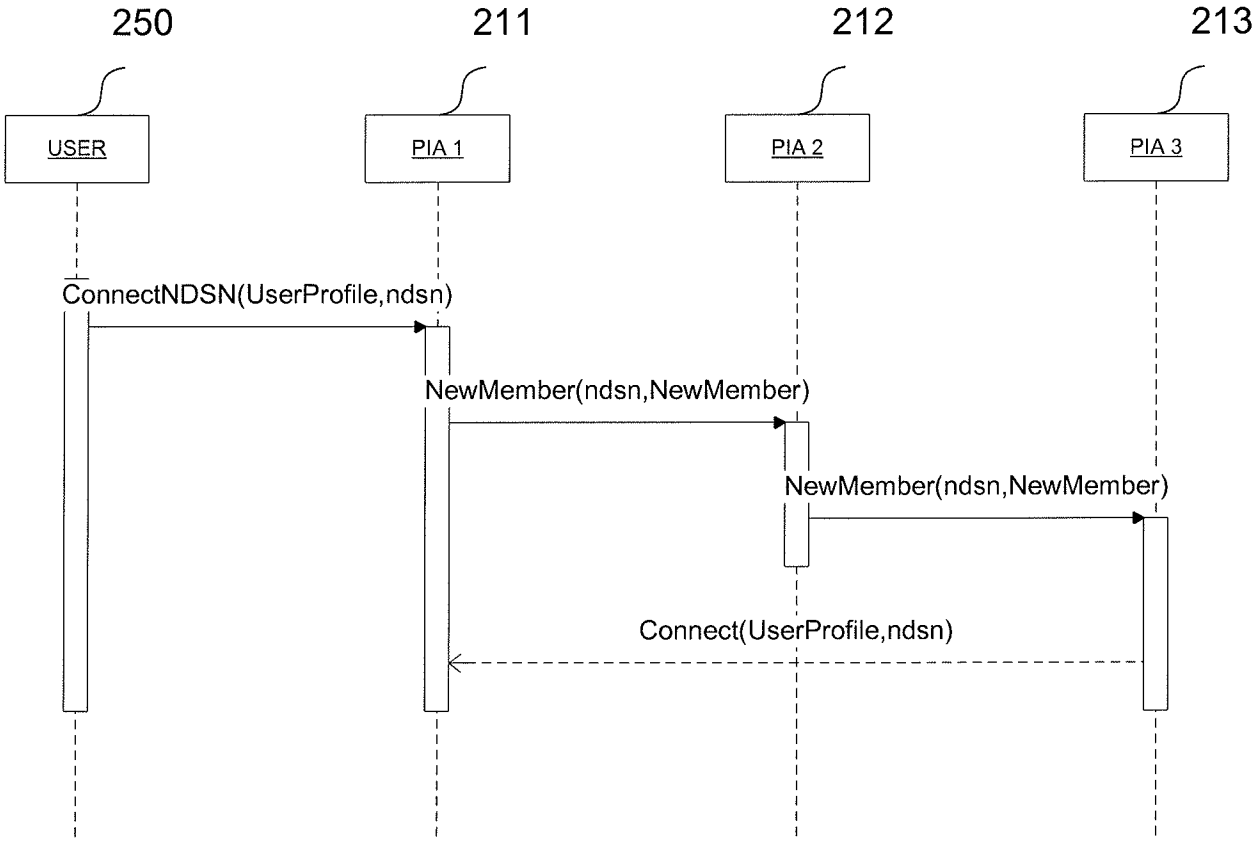
250
211
212
213
USER
PIA 1
PIA 2
PIA 3
ConnectNDSN(UserProfile,ndsn)
NewMember(ndsn,NewMember)
NewMember(ndsn,NewMember)
Connect(UserProfile,ndsn)

Fig. 15

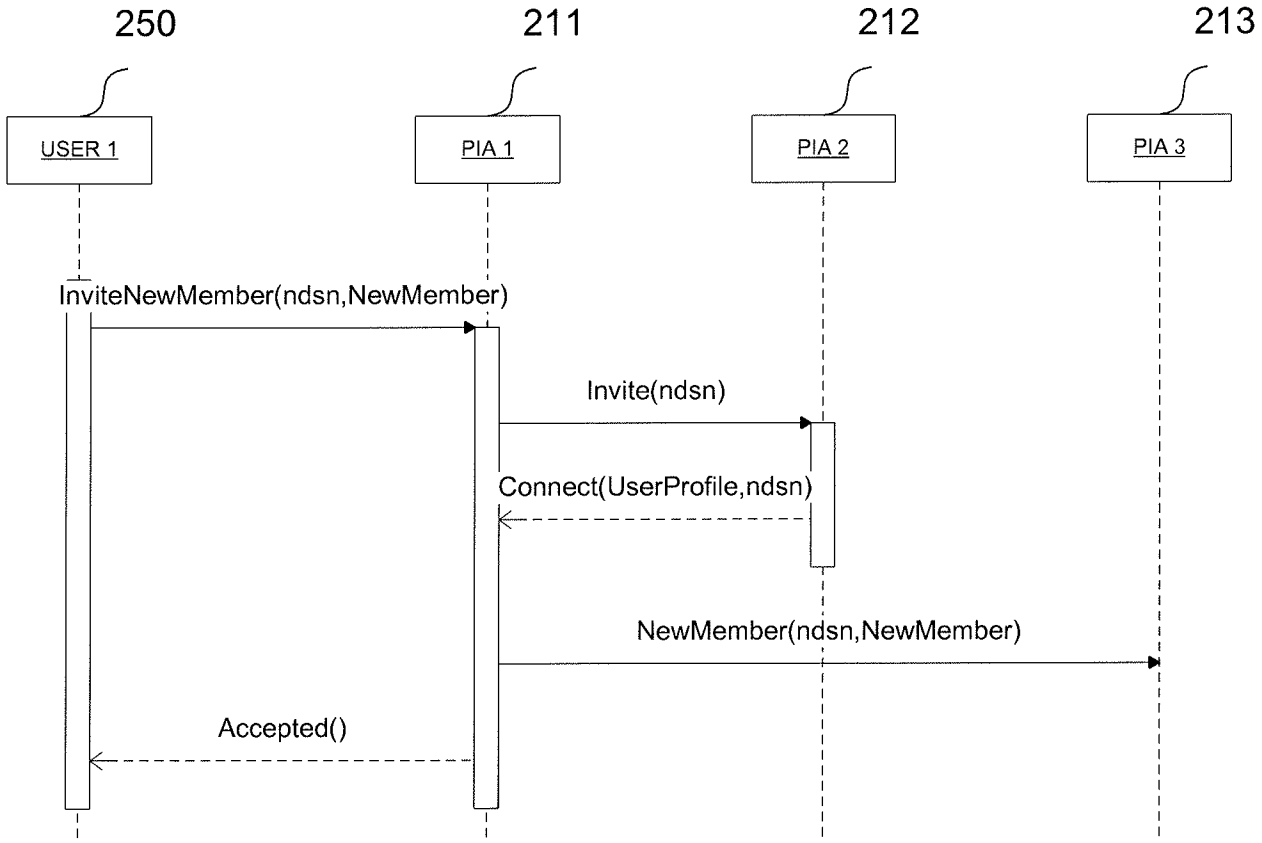
250
211
212
213
USER 1
PIA 1
PIA 2
PIA 3
InviteNewMember(ndsn,NewMember)
Invite(ndsn)
Connect(UserProfile,ndsn)
NewMember(ndsn,NewMember)
Accepted()

Fig. 16

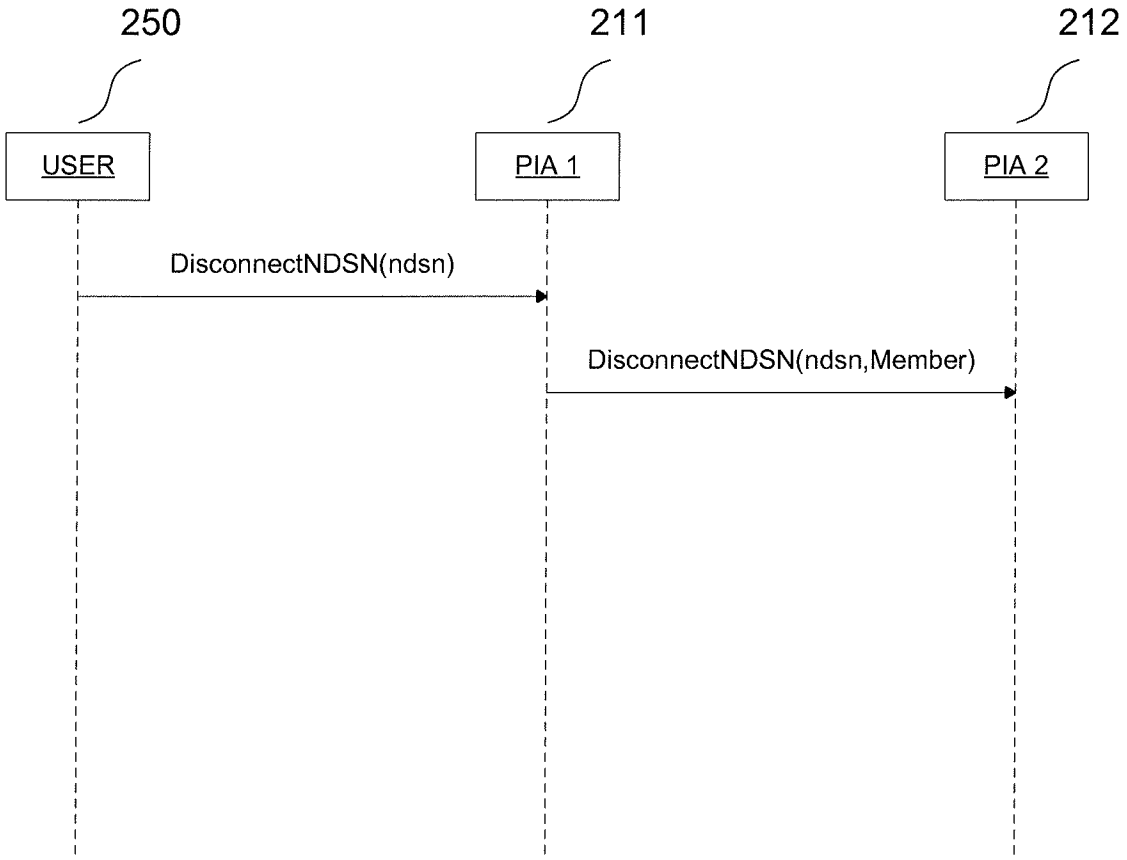
250
211
212
USER
PIA 1
PIA 2
DisconnectNDSN(ndsn)
DisconnectNDSN(ndsn,Member)

Fig. 17

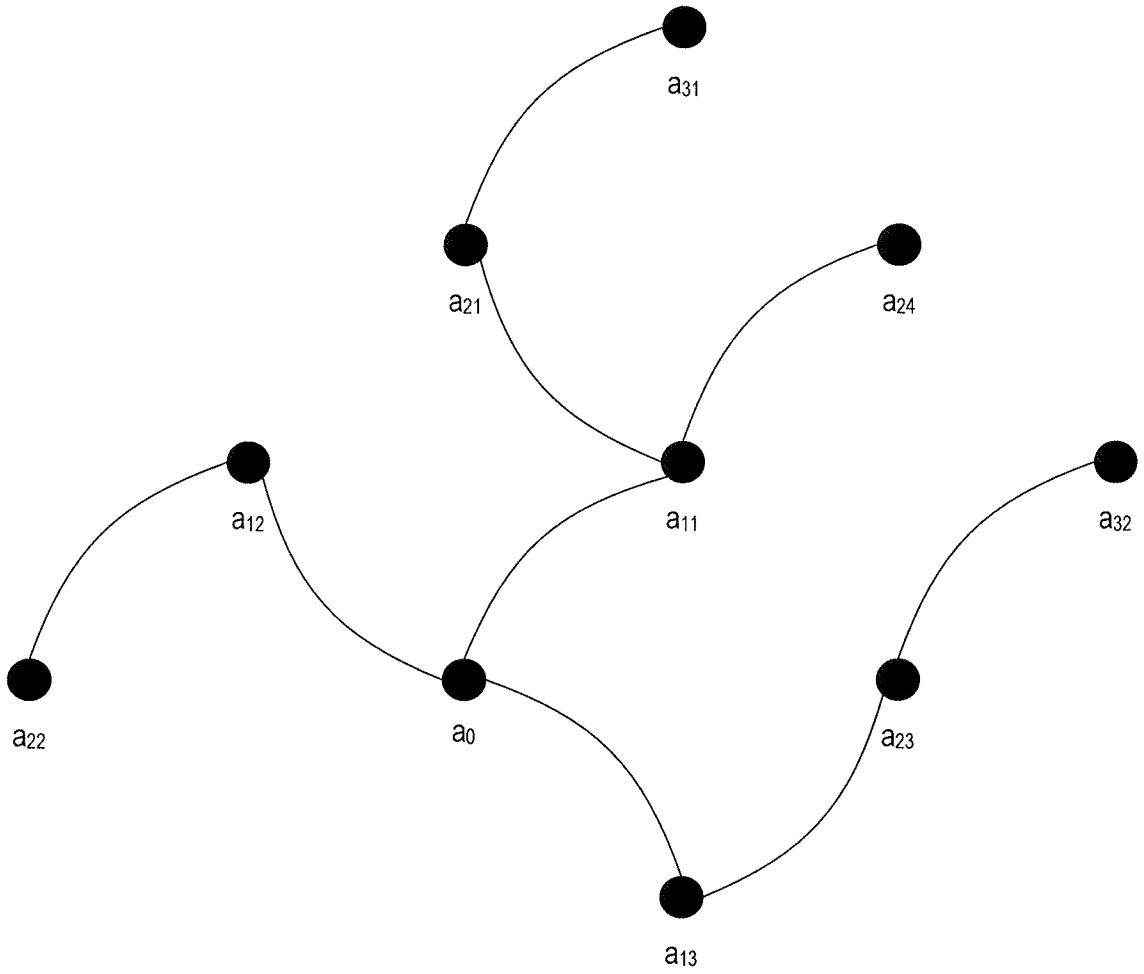

Fig. 18

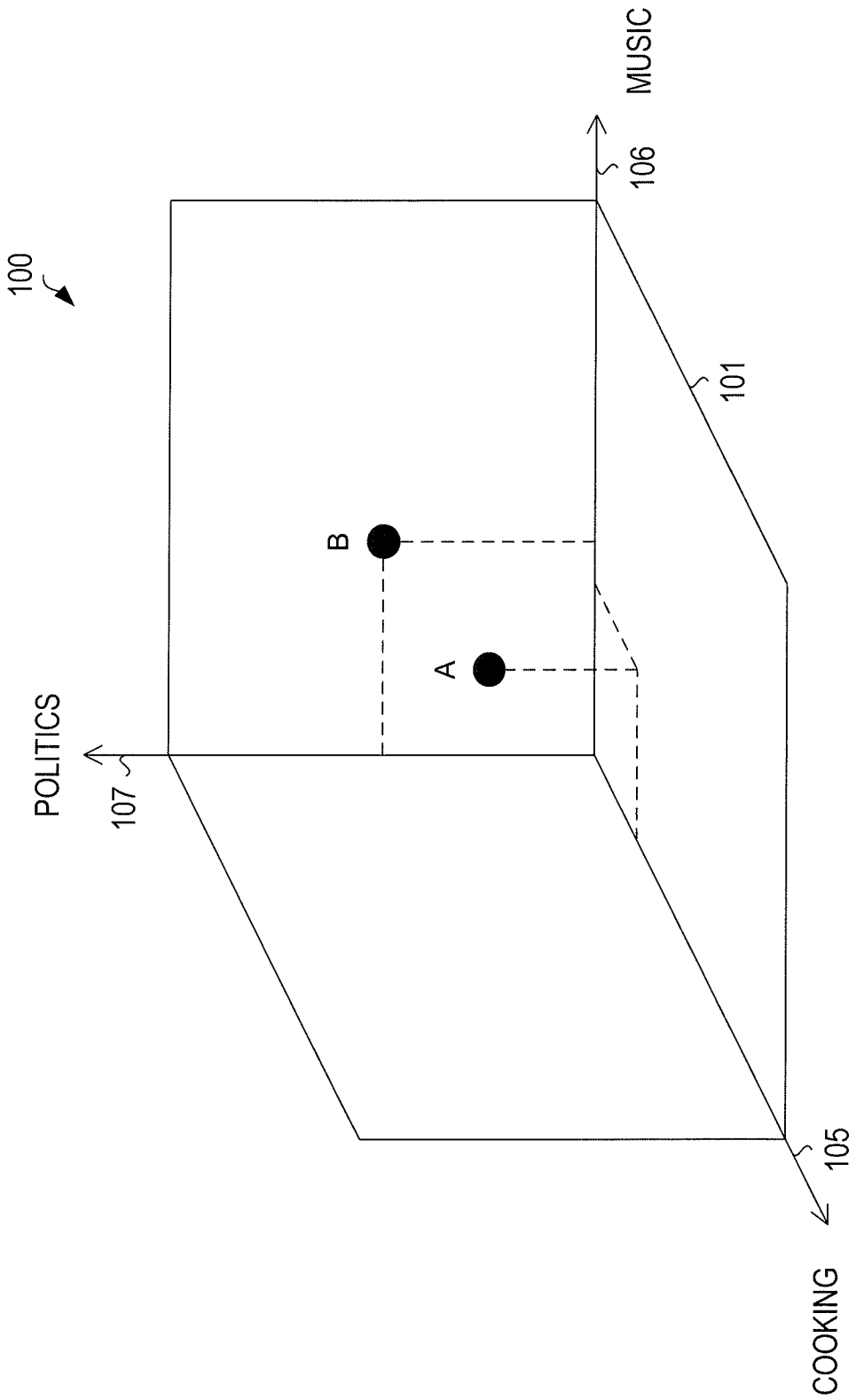

Fig. 19

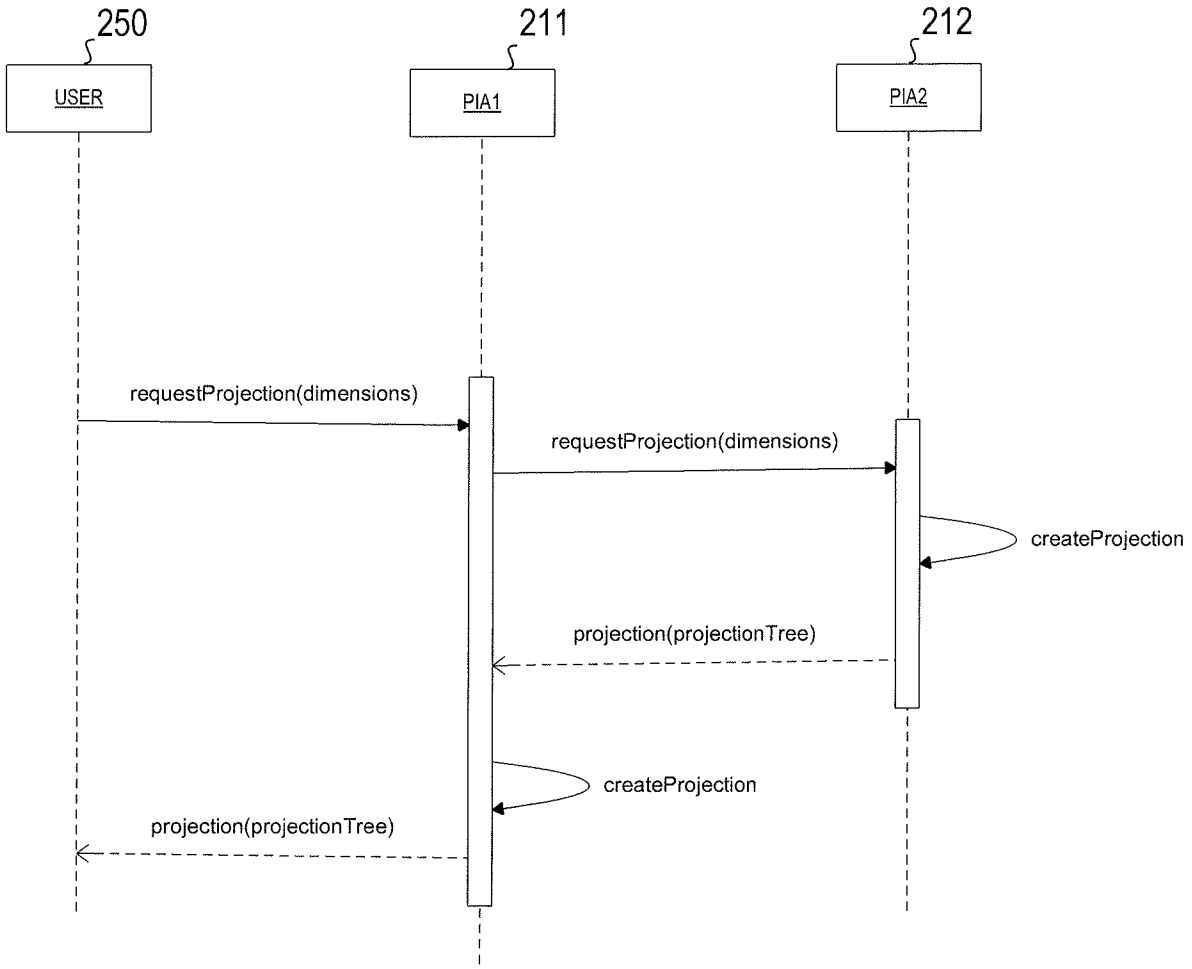
250
211
212
USER
PIA1
PIA2
requestProjection(dimensions)
requestProjection(dimensions)
createProjection
projection(projectionTree)
createProjection
projection(projectionTree)

Fig. 20

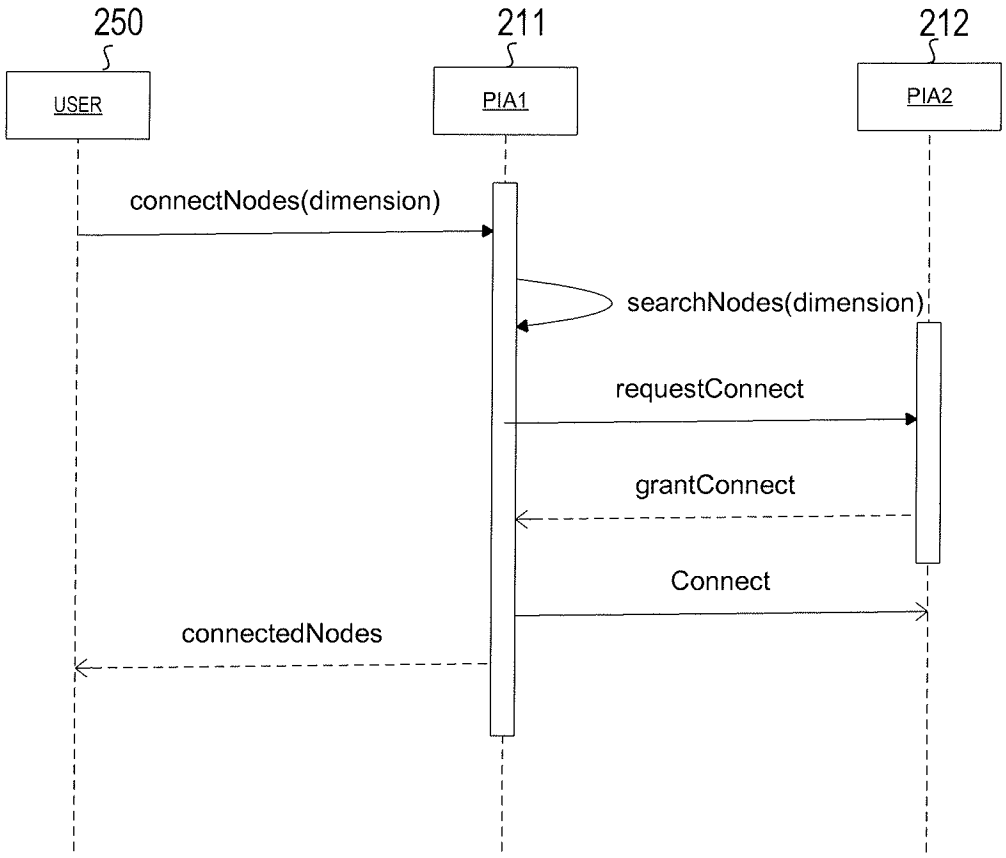
250
211
212
USER
PIA1
PIA2
connectNodes(dimension)
searchNodes(dimension)
requestConnect
grantConnect
Connect
connectedNodes

Fig. 21

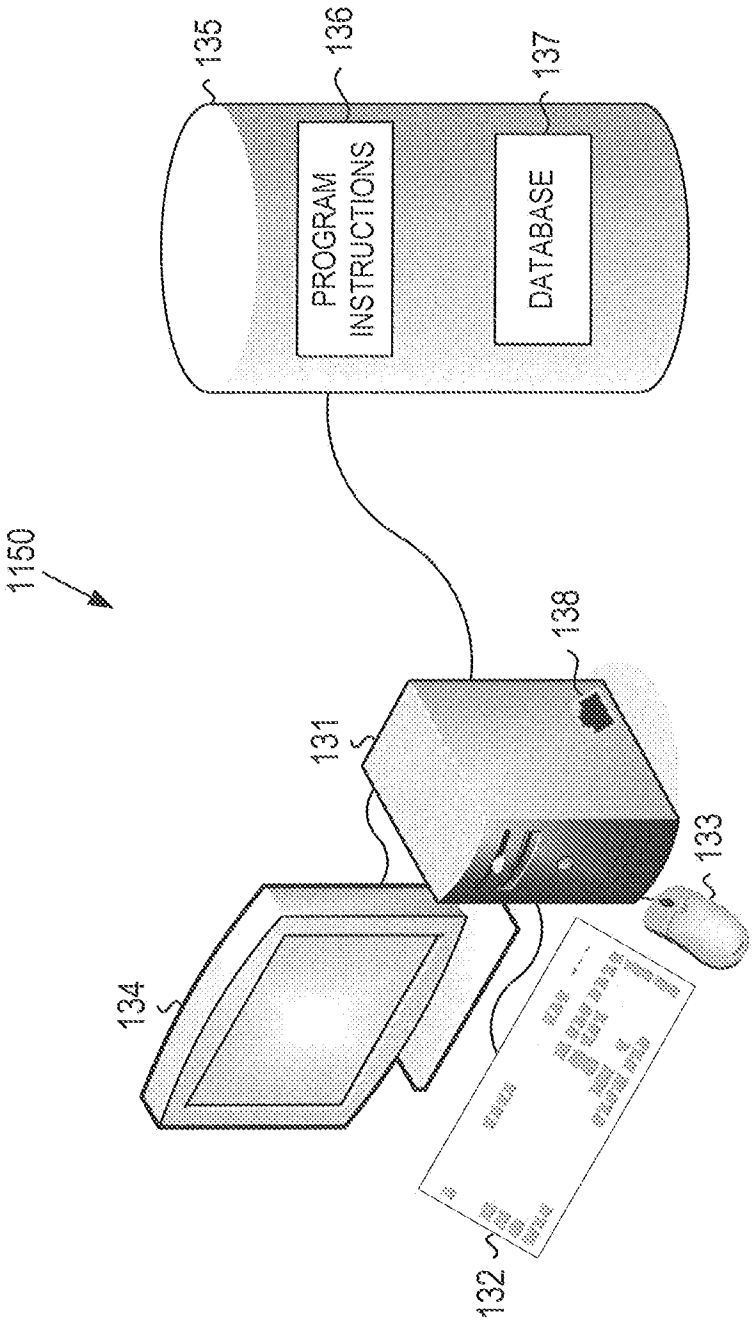
1150
135
136
137
PROGRAM INSTRUCTIONS
DATABASE
138
131
133
134
132

Fig. 22

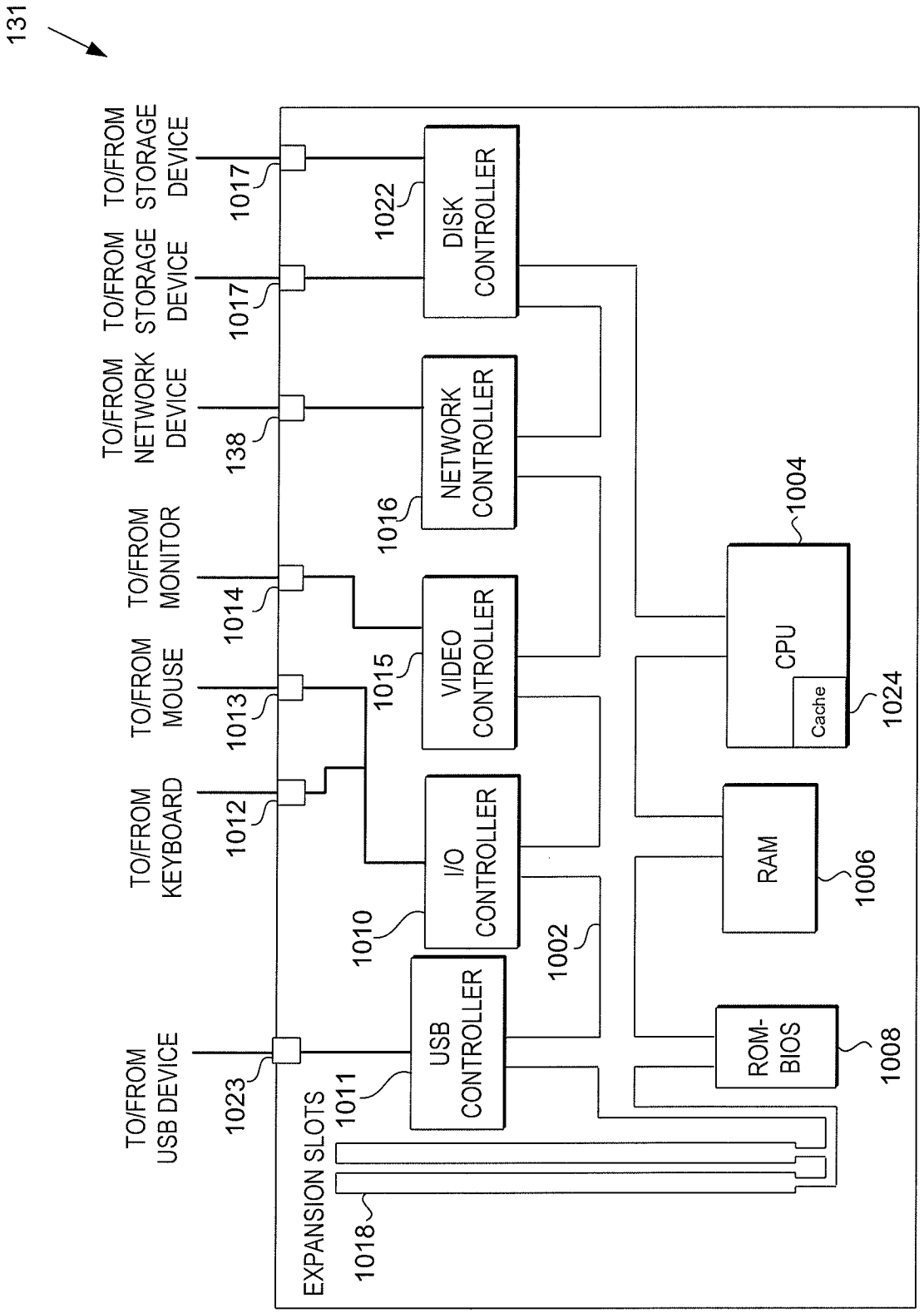
131
TO/FROM STORAGE DEVICE
1017
TO/FROM STORAGE DEVICE
1017
TO/FROM NETWORK DEVICE
138
TO/FROM MONITOR
1014
TO/FROM MOUSE
1013
TO/FROM KEYBOARD
1012
TO/FROM USB DEVICE
1023
1022
DISK CONTROLLER
NETWORK CONTROLLER
1016
VIDEO CONTROLLER
1015
I/O CONTROLLER
1010
USB CONTROLLER
1011
1002
CPU
Cache
1004
1024
RAM
1006
ROM-BIOS
1008
EXPANSION SLOTS
1018

Fig. 23

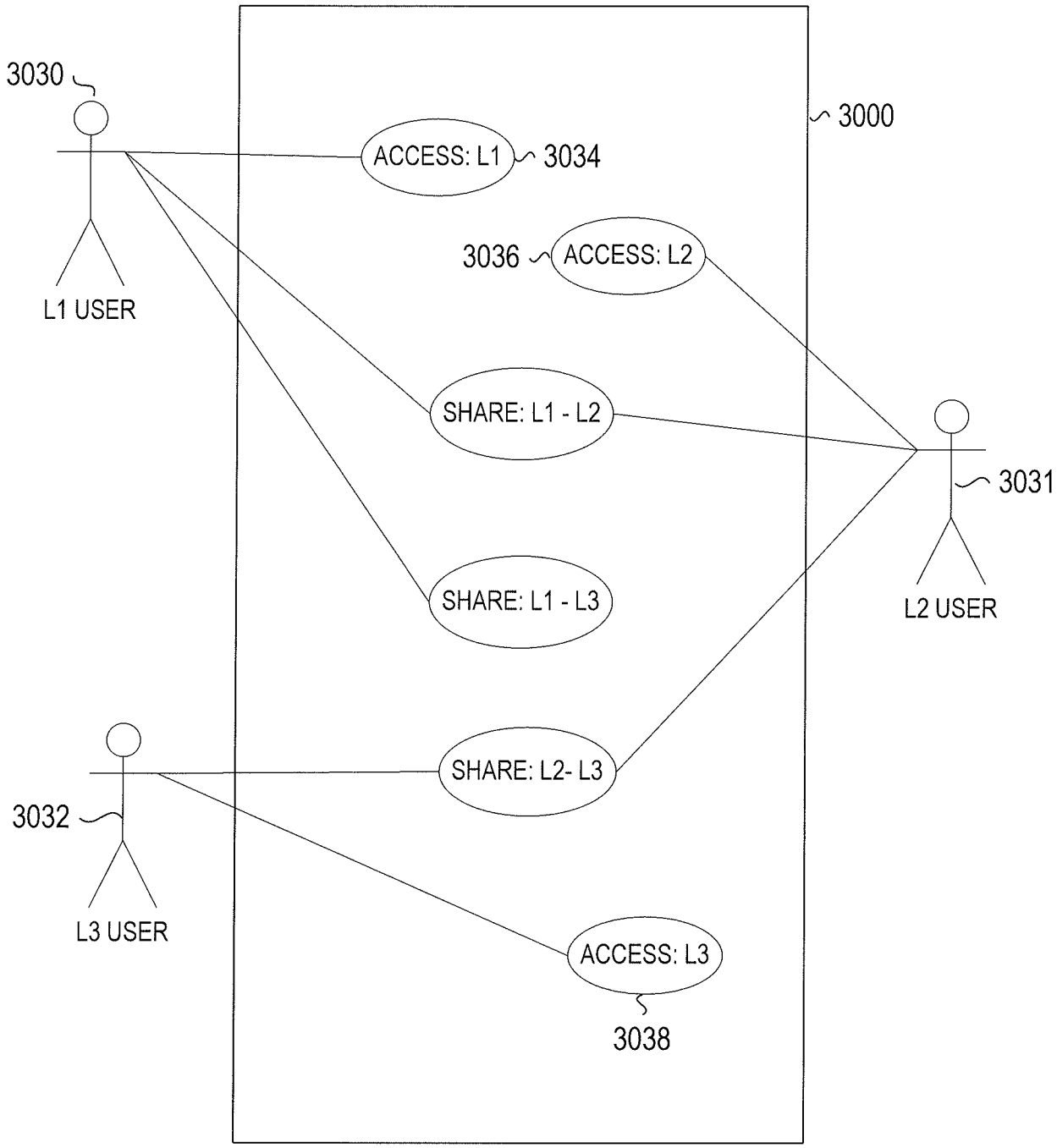
3030
L1 USER
ACCESS: L1
3034
3000
3036
ACCESS: L2
SHARE: L1 - L2
3031
L2 USER
SHARE: L1 - L3
SHARE: L2- L3
3032
L3 USER
ACCESS: L3
3038

Fig. 24

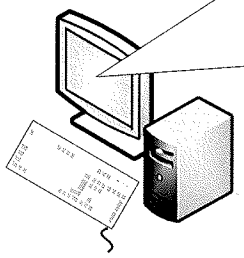

3060

>> ALL SCHOOLS IN SPRINGFIELD SCHOOL DISTRICT CLOSED TOMORROW 2-1-07 DUE TO PREDICTED 12" SNOWFALL TONIGHT. 3066

☒ TEACHERS >>
☒ STAFF: >>Emergency Staff Report at 8 AM.
☒ PARENTS >>
☐ OTHER SD's >>
☒ SNOW REMOVAL: >> Can you have lots plowed by 3 PM.

[NOTIFY] 3068

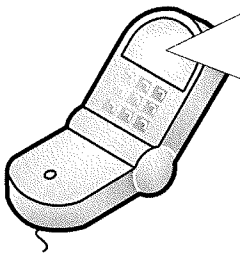

3062

(1-31-2007, 3:46 PM) MESSAGE FROM SPRINGFIELD SCHOOL DISTRICT: ALL SCHOOLS IN SPRINGFIELD SCHOOL DISTRICT CLOSED TOMORROW 2-1-07 DUE TO PREDICTED 12" SNOWFALL TONIGHT. 3066

WORK >>Will be in late.
SITTERS >>Can anyone take the kids tomorrow?
FRIENDS >>Kids wanna meet at 10 at the Hill for sledding.
SNOW REMOVAL >>Please do our driveway tomorrow when you can.

[NOTIFY] 3068

[REPLY] >>

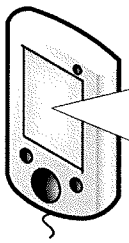

3064

(1-31-2007, 3:57 PM) MESSAGE FROM JANE DOE:
ALL SCHOOLS IN SPRINGFIELD SCHOOL DISTRICT CLOSED TOMORROW 2-1-07 DUE TO PREDICTED 12" SNOWFALL TONIGHT. 3066
CAN ANYONE TAKE THE KIDS TOMORROW? 3069

WORK >>
FRIENDS >>I will be at Jane's tomorrow.
FAMILY >>

[NOTIFY] 3068

[REPLY] >> I can come over by 8:30 AM. 3067

Fig. 25


FORECAST FOR STOWE, VT
Mar 14
MON
High: 40
Mar 15
TUE
High: 36
Mar 16
WED
High: 27
3070
STOWE, VT –
Wed, March 16
HI 27
LO 12
Heavy Snow
3072
IT'S GONNA SNOW,
I'M GOING TO STOWE!
Click here
3074
TRANSPORTATION
RIDE SHARE
PLACES TO STAY
PARTIES
LETS MEET
3076

Fig. 26

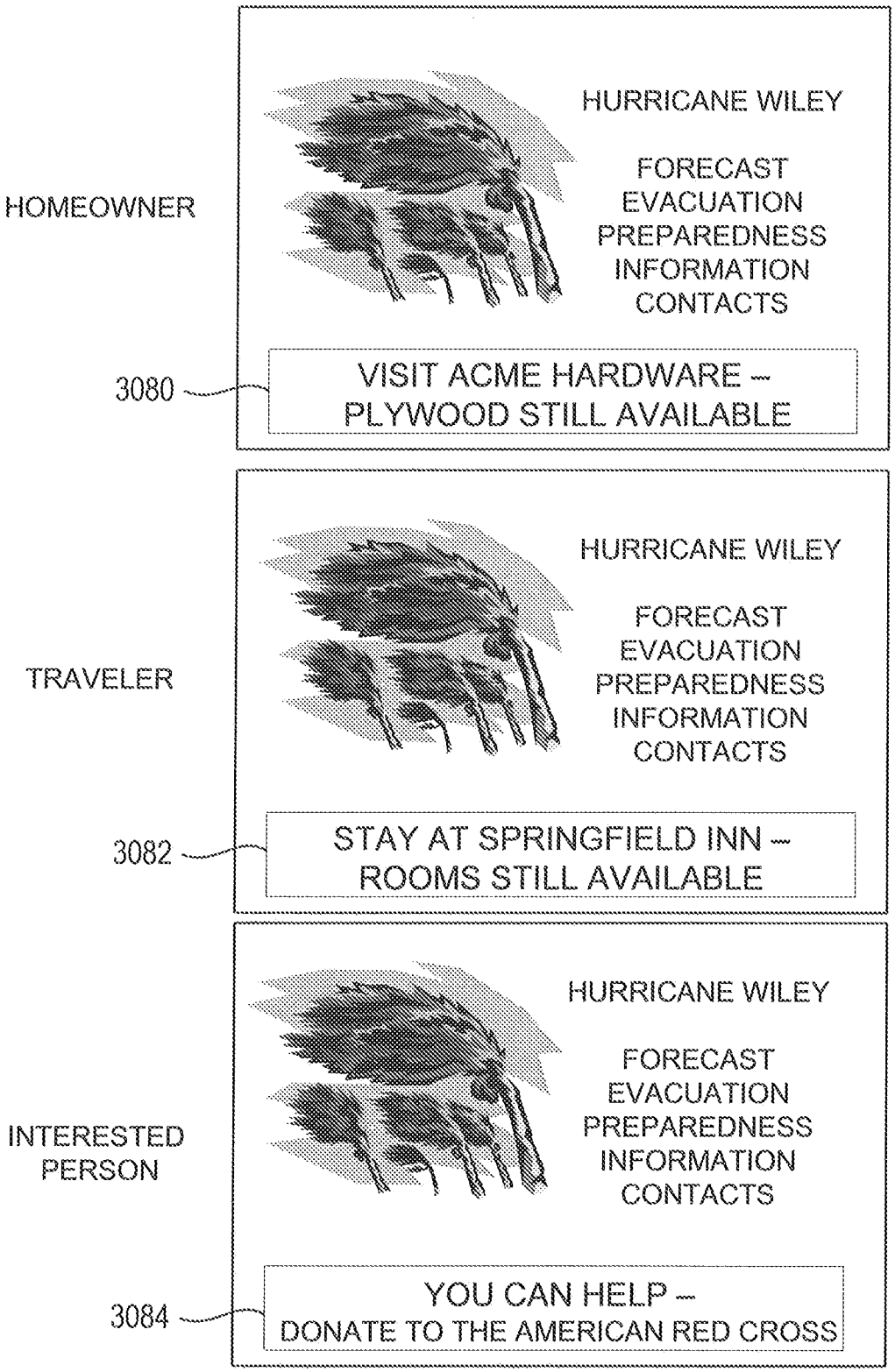
HOMEOWNER
HURRICANE WILEY
FORECAST
EVACUATION
PREPAREDNESS
INFORMATION
CONTACTS
3080
VISIT ACME HARDWARE –
PLYWOOD STILL AVAILABLE
TRAVELER
HURRICANE WILEY
FORECAST
EVACUATION
PREPAREDNESS
INFORMATION
CONTACTS
3082
STAY AT SPRINGFIELD INN –
ROOMS STILL AVAILABLE
INTERESTED PERSON
HURRICANE WILEY
FORECAST
EVACUATION
PREPAREDNESS
INFORMATION
CONTACTS
3084
YOU CAN HELP –
DONATE TO THE AMERICAN RED CROSS

Fig. 27

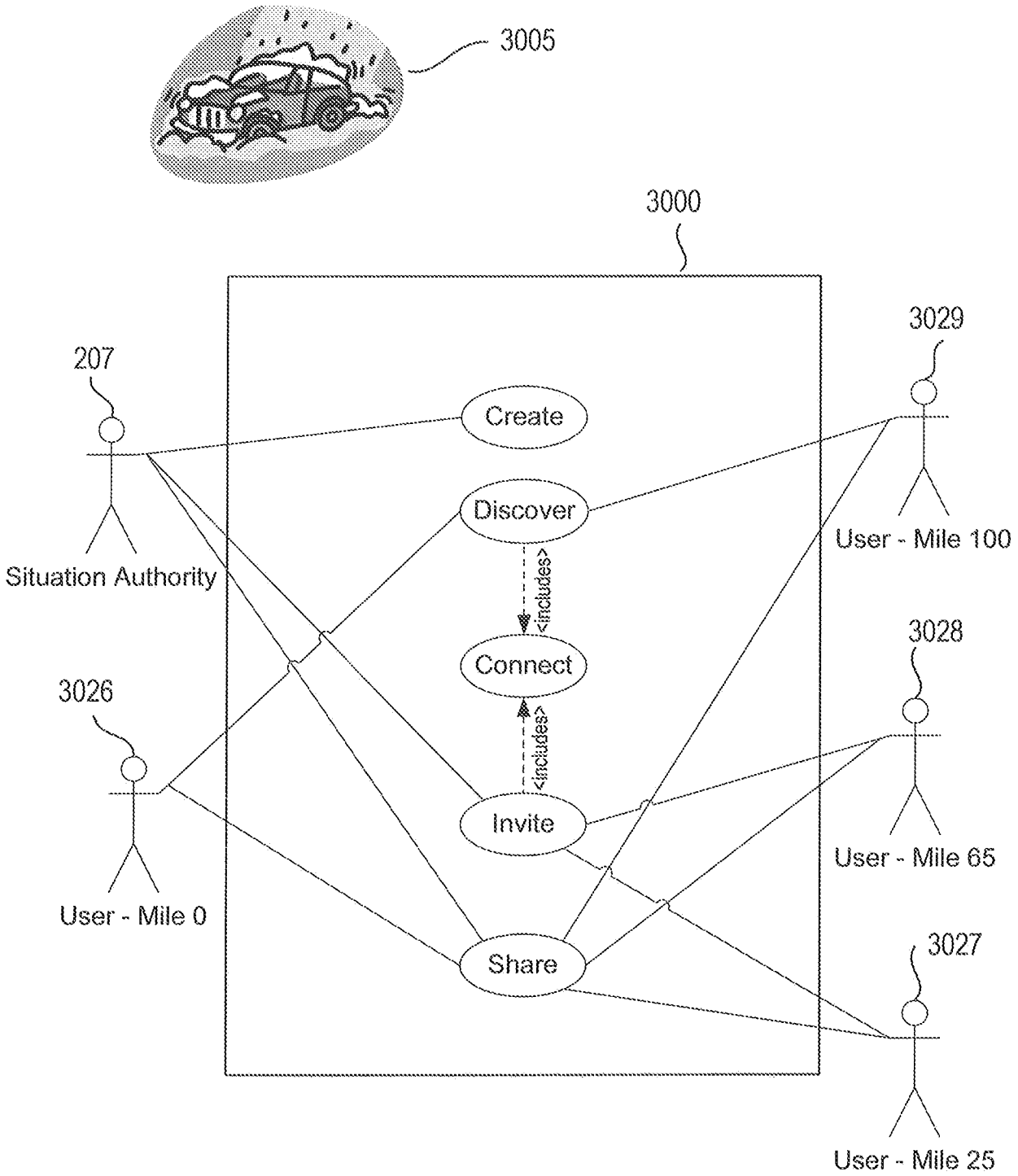
3005
3000
207
Situation Authority
Create
Discover
<includes>
Connect
<includes>
Invite
Share
3029
User - Mile 100
3028
User - Mile 65
3027
User - Mile 25
3026
User - Mile 0

Fig. 28

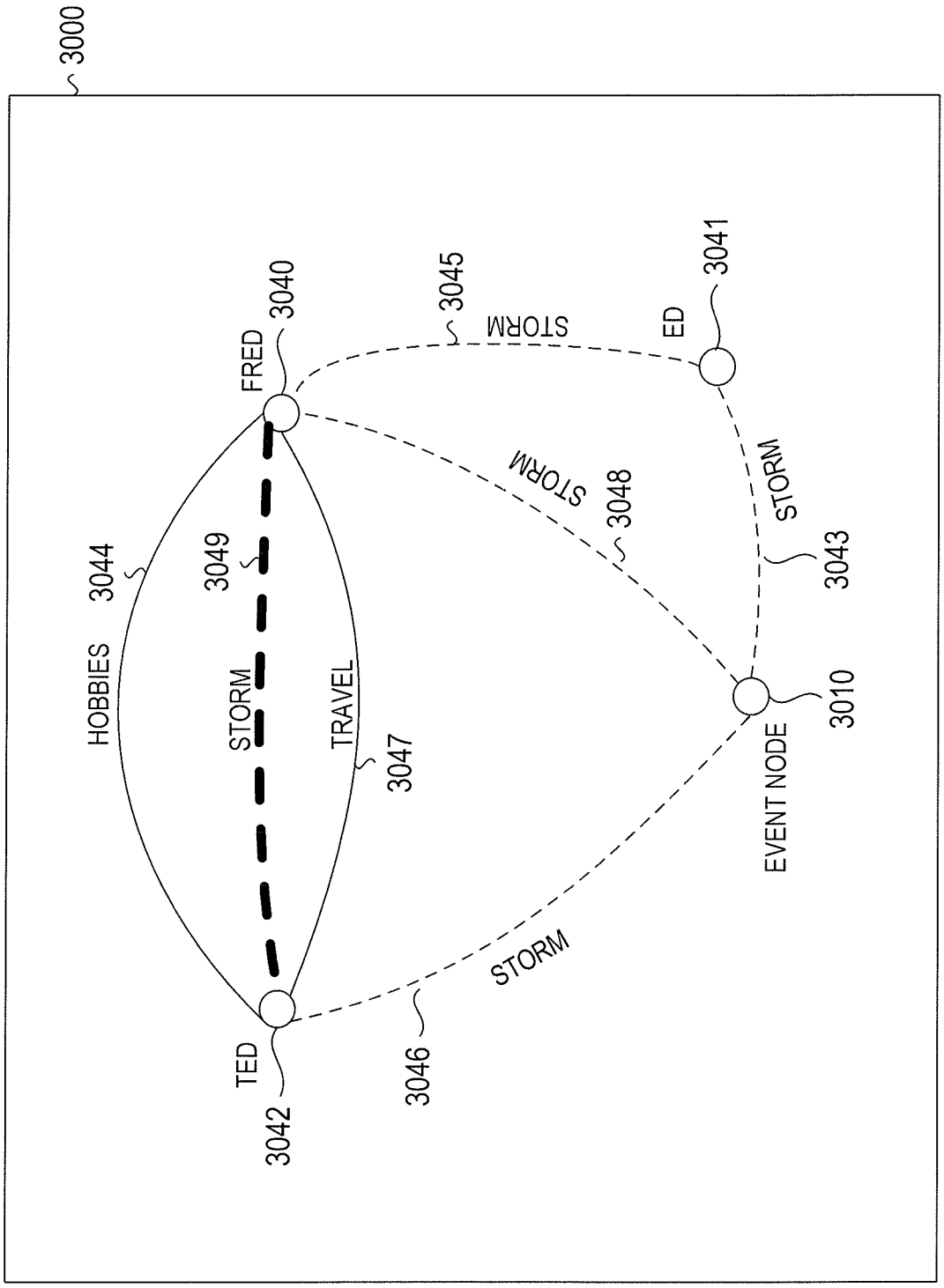
3000
3040
FRED
3045
STORM
ED
3041
STORM
3048
STORM
3043
3044
HOBBIES
3049
STORM
TRAVEL
3047
3010
EVENT NODE
STORM
TED
3042
3046

Fig. 29

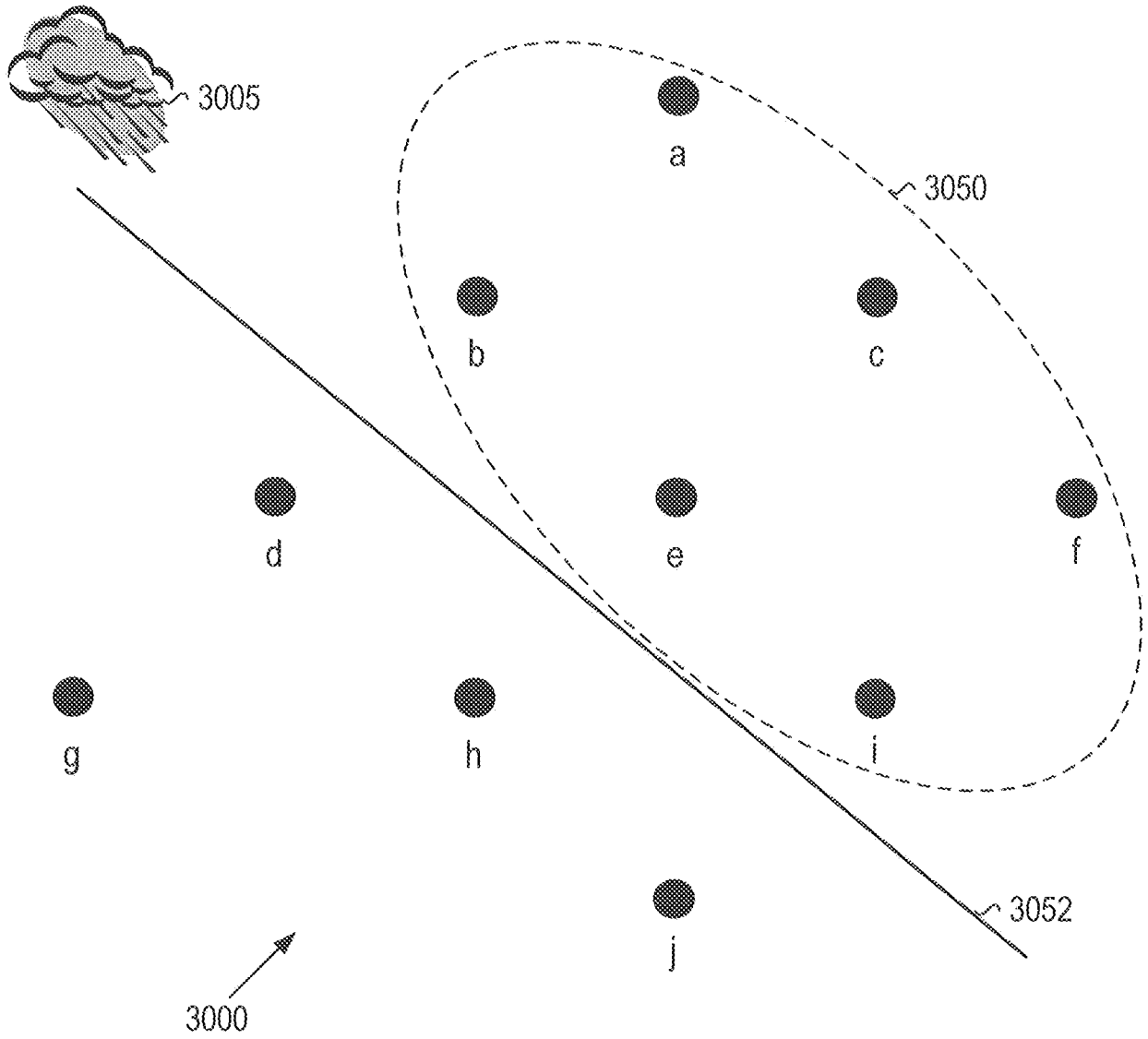

Fig. 30

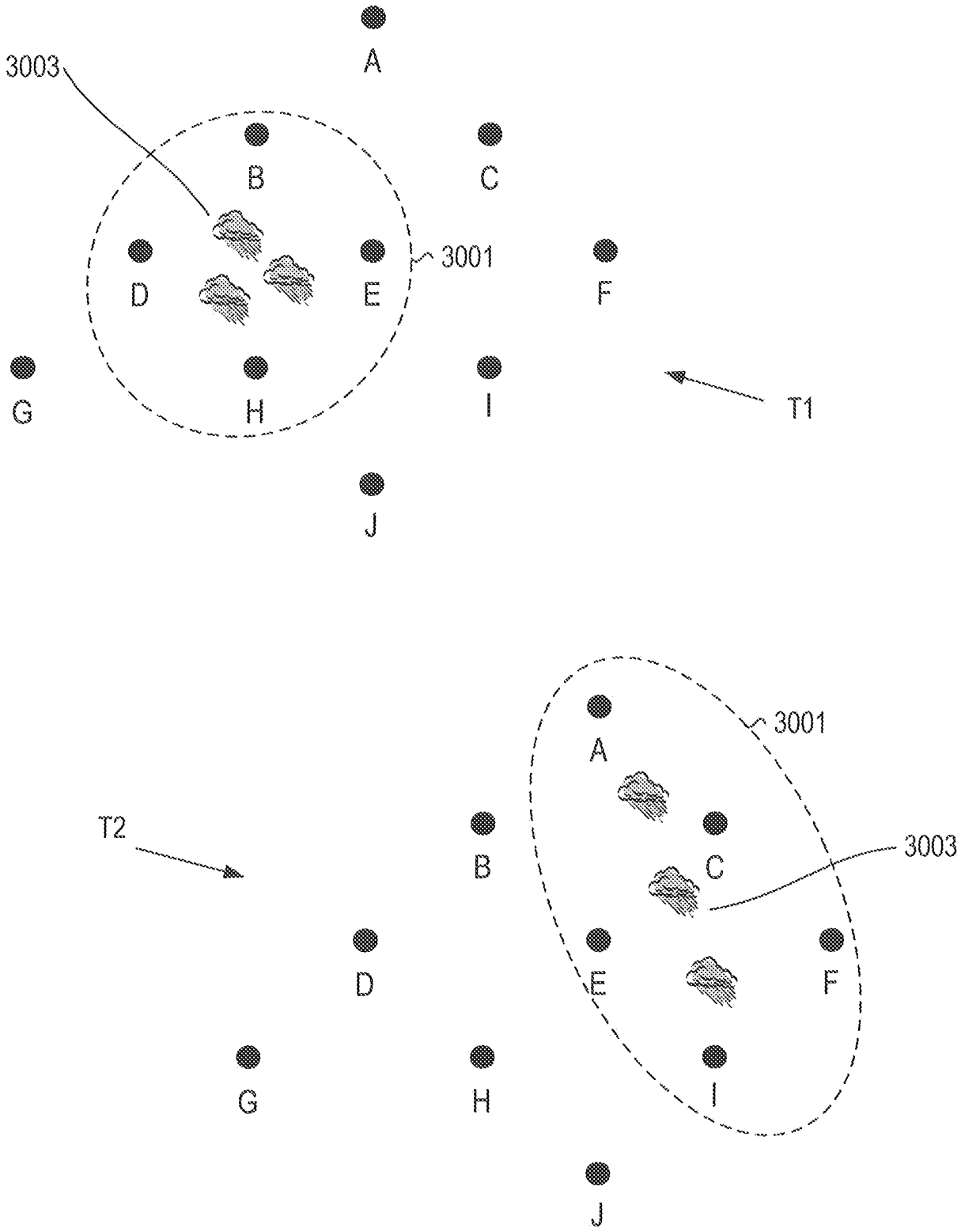

Fig. 31

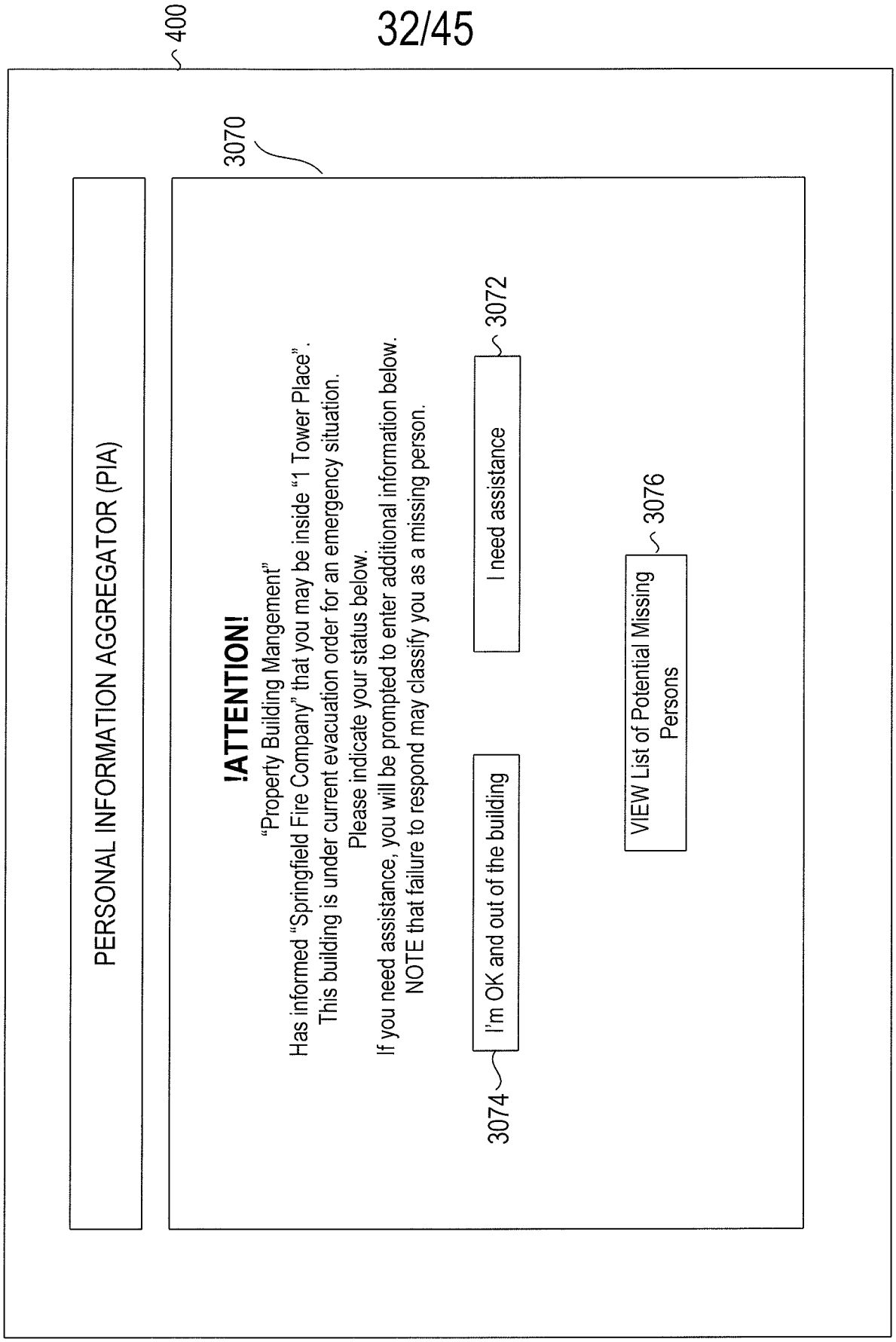
400
PERSONAL INFORMATION AGGREGATOR (PIA)
3070
!ATTENTION!
"Property Building Mangement"
Has informed "Springfield Fire Company" that you may be inside "1 Tower Place".
This building is under current evacuation order for an emergency situation.
Please indicate your status below.
If you need assistance, you will be prompted to enter additional information below.
NOTE that failure to respond may classify you as a missing person.
3072
I need assistance
3074
I'm OK and out of the building
3076
VIEW List of Potential Missing Persons

Fig. 32

SELECT EVENT:

- HURRICANE WILEY
- **TORNADO, SMALLTOWN**
- TORNADO, BIGTOWN
- FLOODING, MIDDLEVILLE

3082

SEARCH (Enter ZIP, Street, or Address)

Orchard Drive 3084

POSTS 3086

(8-10-06, 2:04 PM) Looking for a lost beagle. Her name is Lucy
(8-10-06, 2:15 PM) Has anyone heard from my Aunt Ethel at 521 Orchard Drive. Her phone is not working. She is 81. I'm worried
(8-10-06, 2:45 PM) Bob Smith is OK. I am travelling right now
(8-10-06, 4:17 PM) Jack, Jane, Jodie, and Jimmy at 432 Orchard are all OK.
(8-10-06, 4:23 PM) The Jackson's of 234 Orchard Drive are fine.
(8-10-06, 5:10 PM) I checked in on your Aunt Ethel, she's fine.
(8-11-06, 7:07 AM) I found Lucy! She was with a yellow lab, no tags, female, older. Call me at 555-1234.

TYPE NEW POSTS

3088 ADD POST

ROLL CALL LIST 3089

3080

Fig. 33

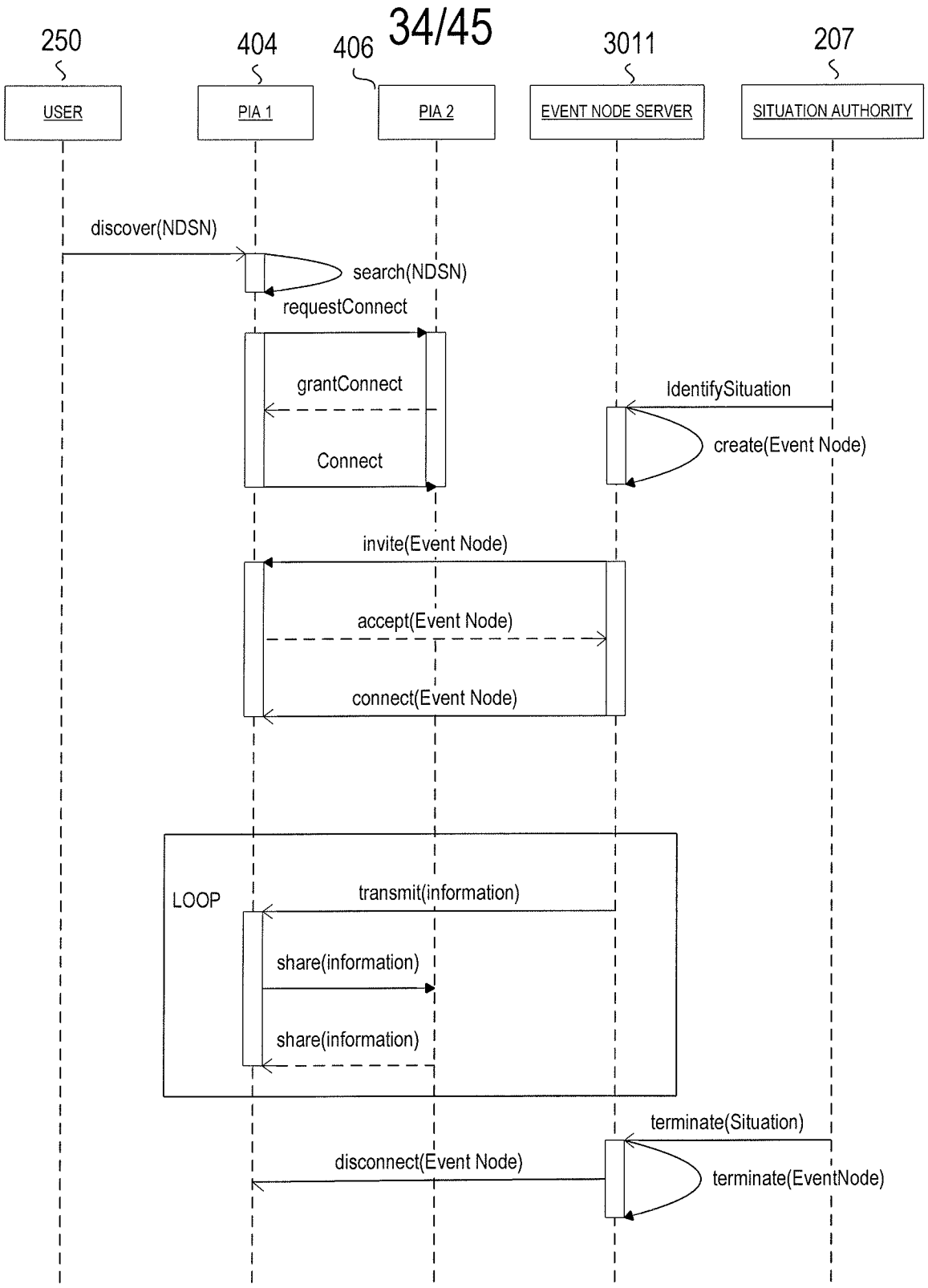
250
404
406
3011
207
USER
PIA 1
PIA 2
EVENT NODE SERVER
SITUATION AUTHORITY
discover(NDSN)
search(NDSN)
requestConnect
grantConnect
Connect
IdentifySituation
create(Event Node)
invite(Event Node)
accept(Event Node)
connect(Event Node)
LOOP
transmit(information)
share(information)
share(information)
terminate(Situation)
disconnect(Event Node)
terminate(EventNode)

Fig. 34

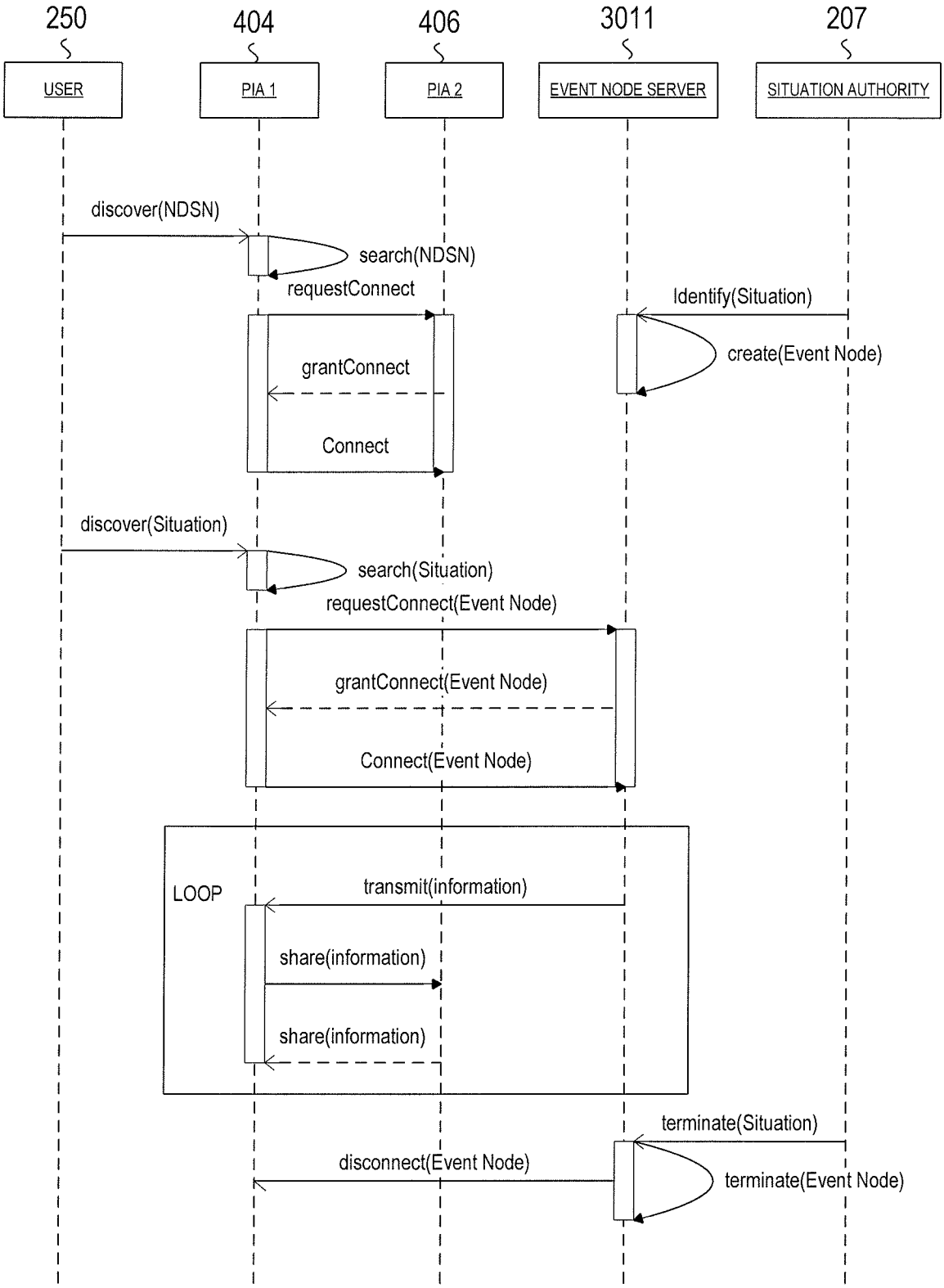
250
404
406
3011
207
USER
PIA 1
PIA 2
EVENT NODE SERVER
SITUATION AUTHORITY
discover(NDSN)
search(NDSN)
requestConnect
Identify(Situation)
create(Event Node)
grantConnect
Connect
discover(Situation)
search(Situation)
requestConnect(Event Node)
grantConnect(Event Node)
Connect(Event Node)
LOOP
transmit(information)
share(information)
share(information)
terminate(Situation)
disconnect(Event Node)
terminate(Event Node)

Fig. 35

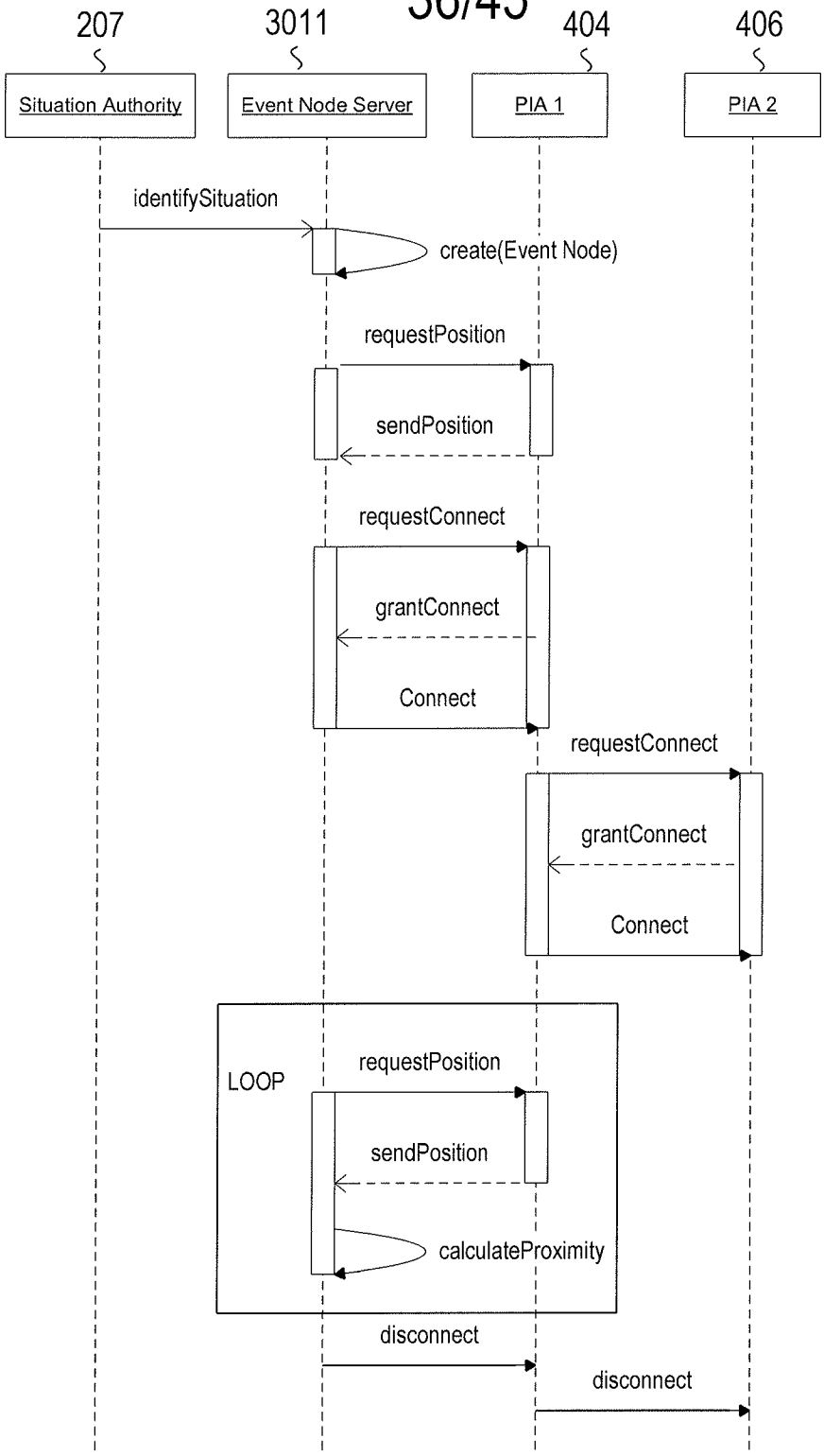
207
3011
404
406
Situation Authority
Event Node Server
PIA 1
PIA 2
identifySituation
create(Event Node)
requestPosition
sendPosition
requestConnect
grantConnect
Connect
requestConnect
grantConnect
Connect
LOOP
requestPosition
sendPosition
calculateProximity
disconnect
disconnect

Fig. 36

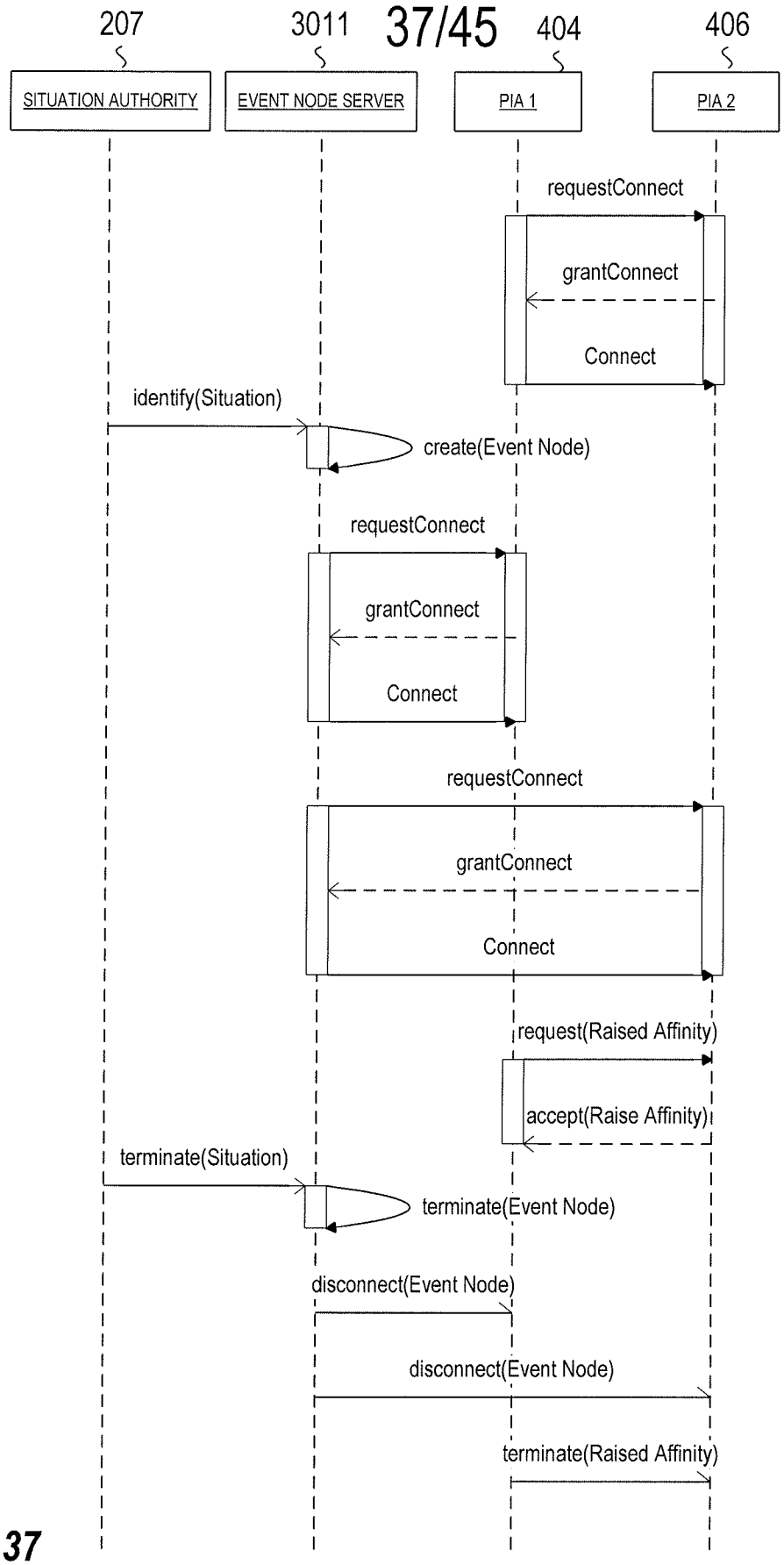
207
3011
404
406
SITUATION AUTHORITY
EVENT NODE SERVER
PIA 1
PIA 2
requestConnect
grantConnect
Connect
identify(Situation)
create(Event Node)
requestConnect
grantConnect
Connect
requestConnect
grantConnect
Connect
request(Raised Affinity)
accept(Raise Affinity)
terminate(Situation)
terminate(Event Node)
disconnect(Event Node)
disconnect(Event Node)
terminate(Raised Affinity)

Fig. 37

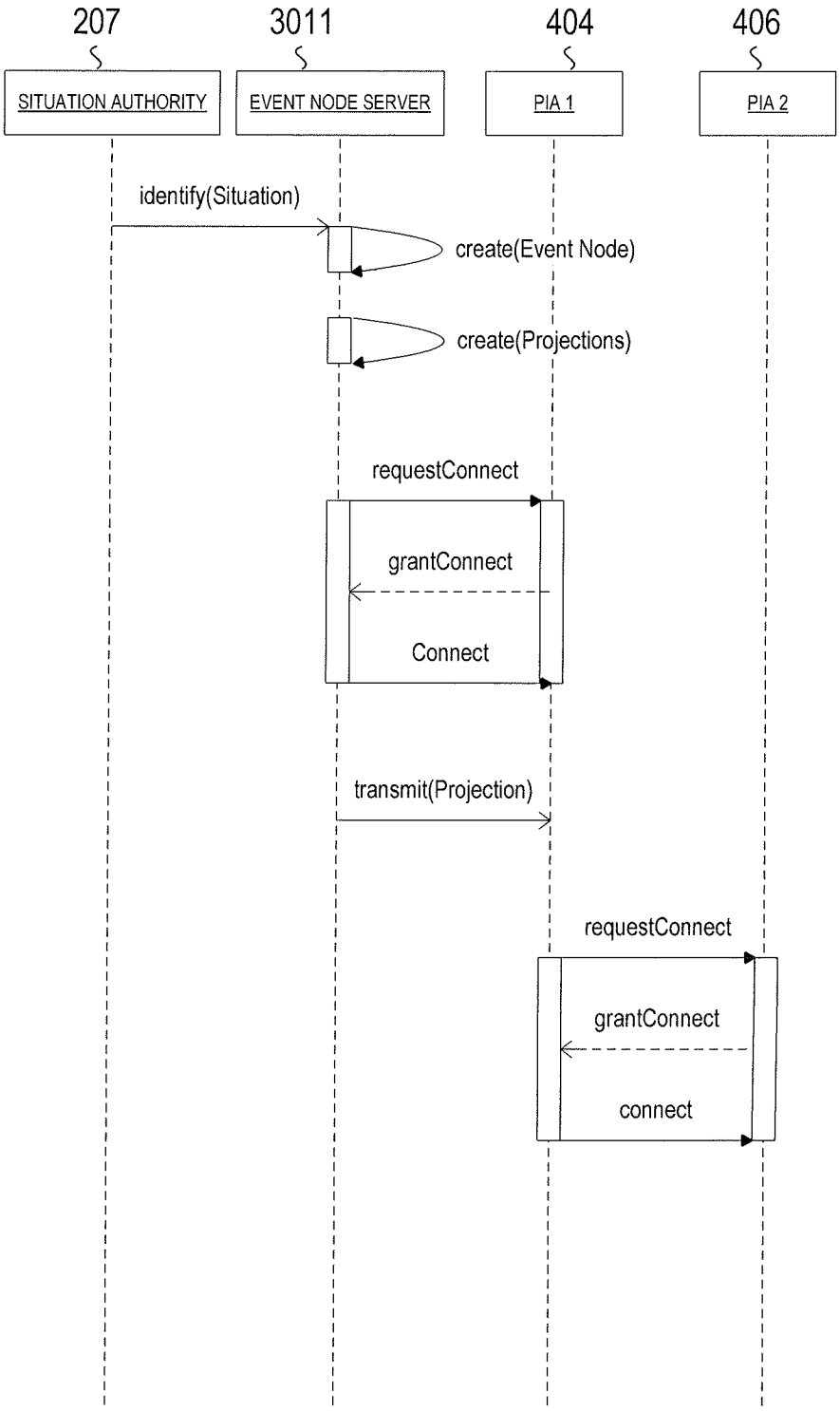
207
3011
404
406
SITUATION AUTHORITY
EVENT NODE SERVER
PIA 1
PIA 2
identify(Situation)
create(Event Node)
create(Projections)
requestConnect
grantConnect
Connect
transmit(Projection)
requestConnect
grantConnect
connect

Fig. 38

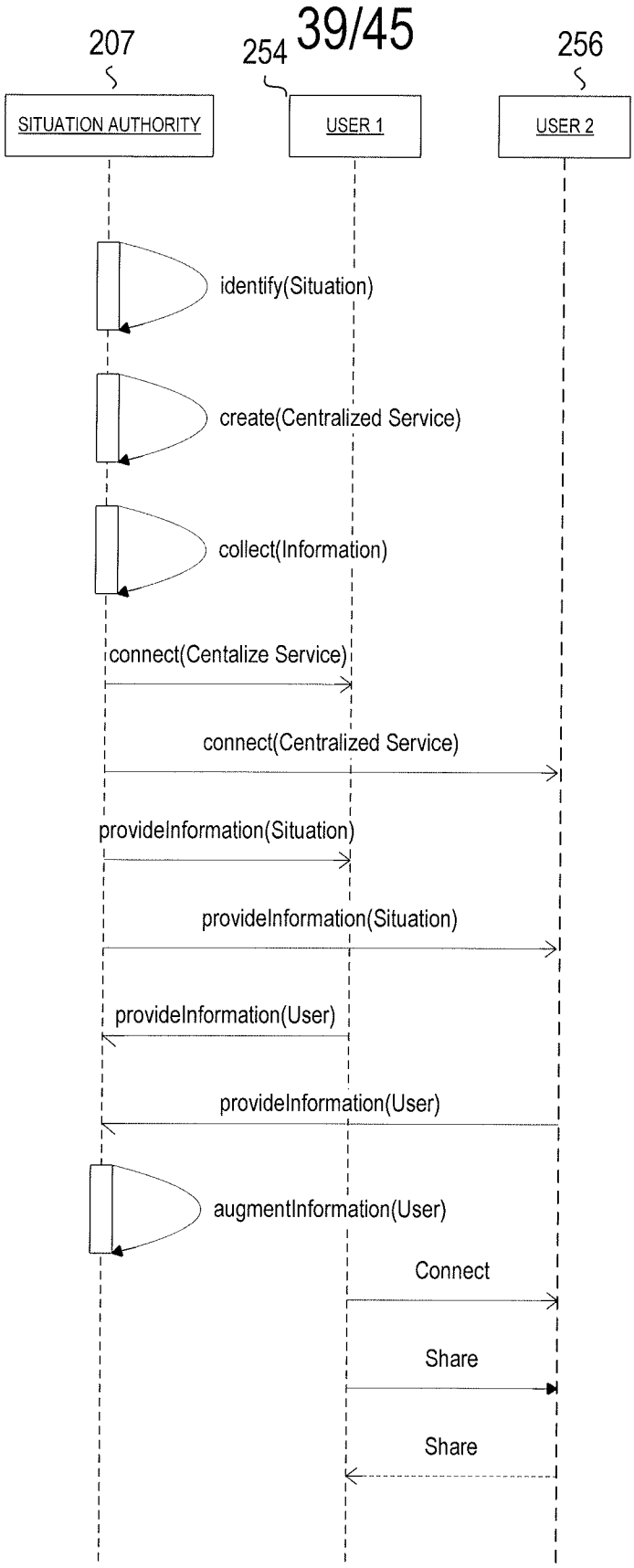
207
254
256
SITUATION AUTHORITY
USER 1
USER 2
identify(Situation)
create(Centralized Service)
collect(Information)
connect(Centalize Service)
connect(Centralized Service)
provideInformation(Situation)
provideInformation(Situation)
provideInformation(User)
provideInformation(User)
augmentInformation(User)
Connect
Share
Share

Fig. 39

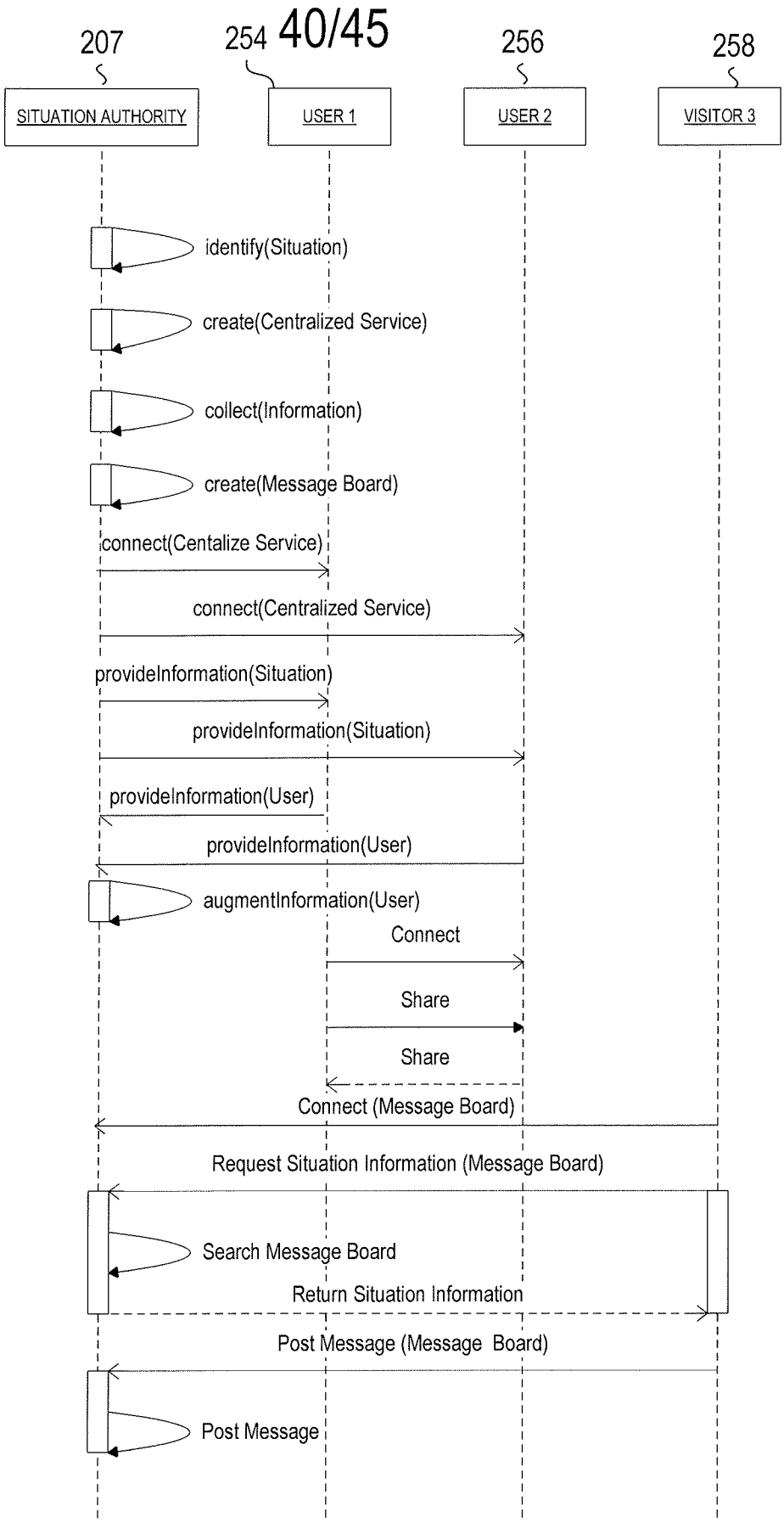
207
254
256
258
SITUATION AUTHORITY
USER 1
USER 2
VISITOR 3
identify(Situation)
create(Centralized Service)
collect(Information)
create(Message Board)
connect(Centalize Service)
connect(Centralized Service)
provideInformation(Situation)
provideInformation(Situation)
provideInformation(User)
provideInformation(User)
augmentInformation(User)
Connect
Share
Share
Connect (Message Board)
Request Situation Information (Message Board)
Search Message Board
Return Situation Information
Post Message (Message Board)
Post Message

Fig. 40

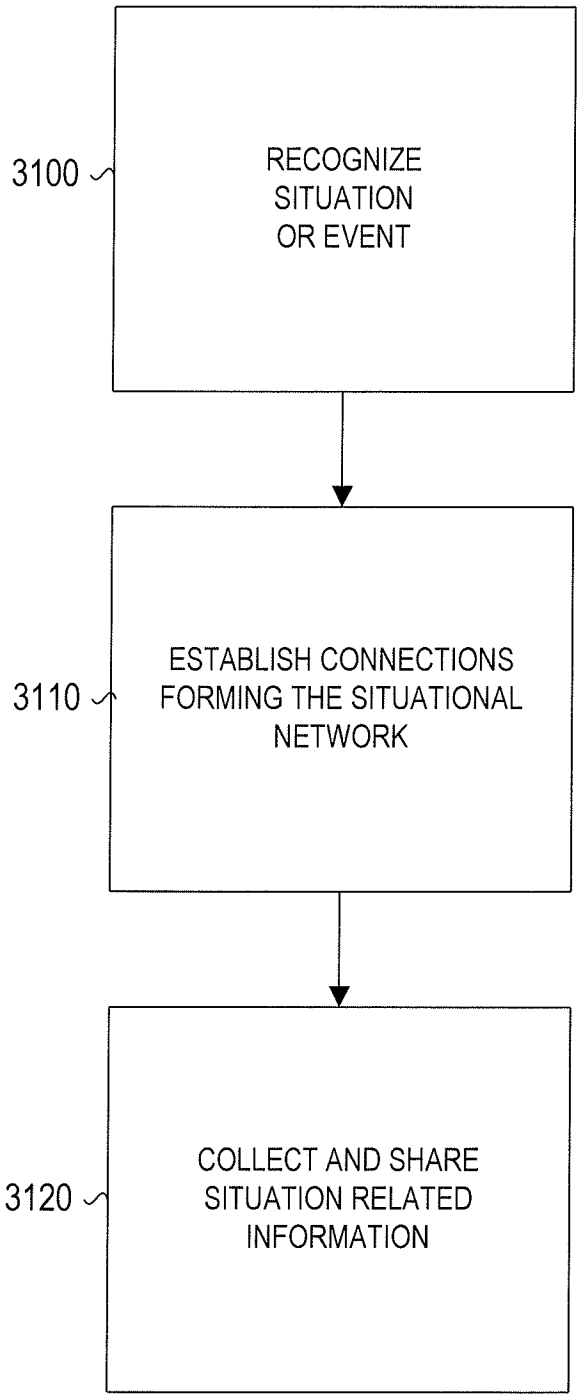
3100
RECOGNIZE SITUATION OR EVENT
3110
ESTABLISH CONNECTIONS FORMING THE SITUATIONAL NETWORK
3120
COLLECT AND SHARE SITUATION RELATED INFORMATION

Fig. 41

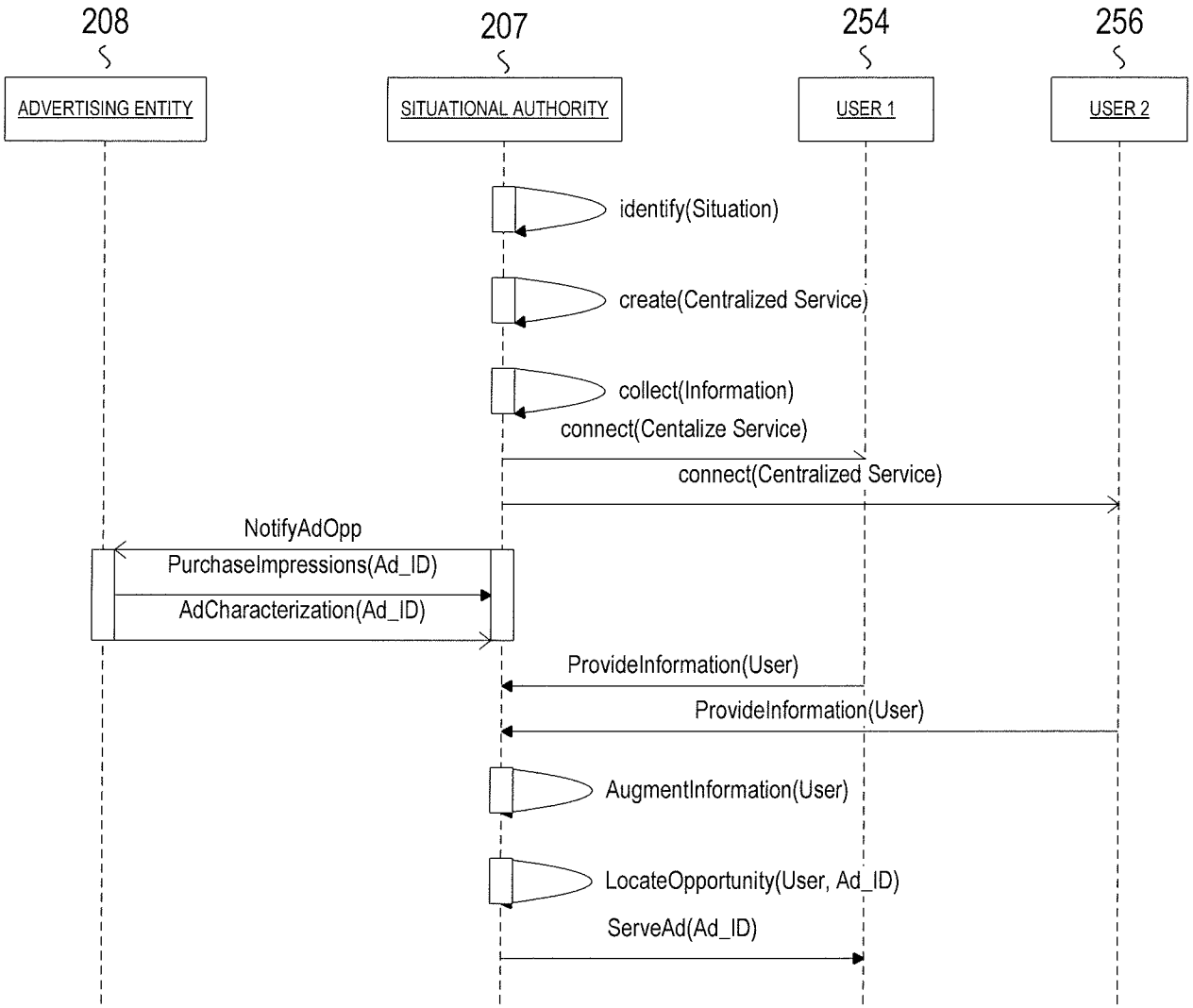
208
207
254
256
ADVERTISING ENTITY
SITUATIONAL AUTHORITY
USER 1
USER 2
identify(Situation)
create(Centralized Service)
collect(Information)
connect(Centalize Service)
connect(Centralized Service)
NotifyAdOpp
PurchaseImpressions(Ad_ID)
AdCharacterization(Ad_ID)
ProvideInformation(User)
ProvideInformation(User)
AugmentInformation(User)
LocateOpportunity(User, Ad_ID)
ServeAd(Ad_ID)

Fig. 42

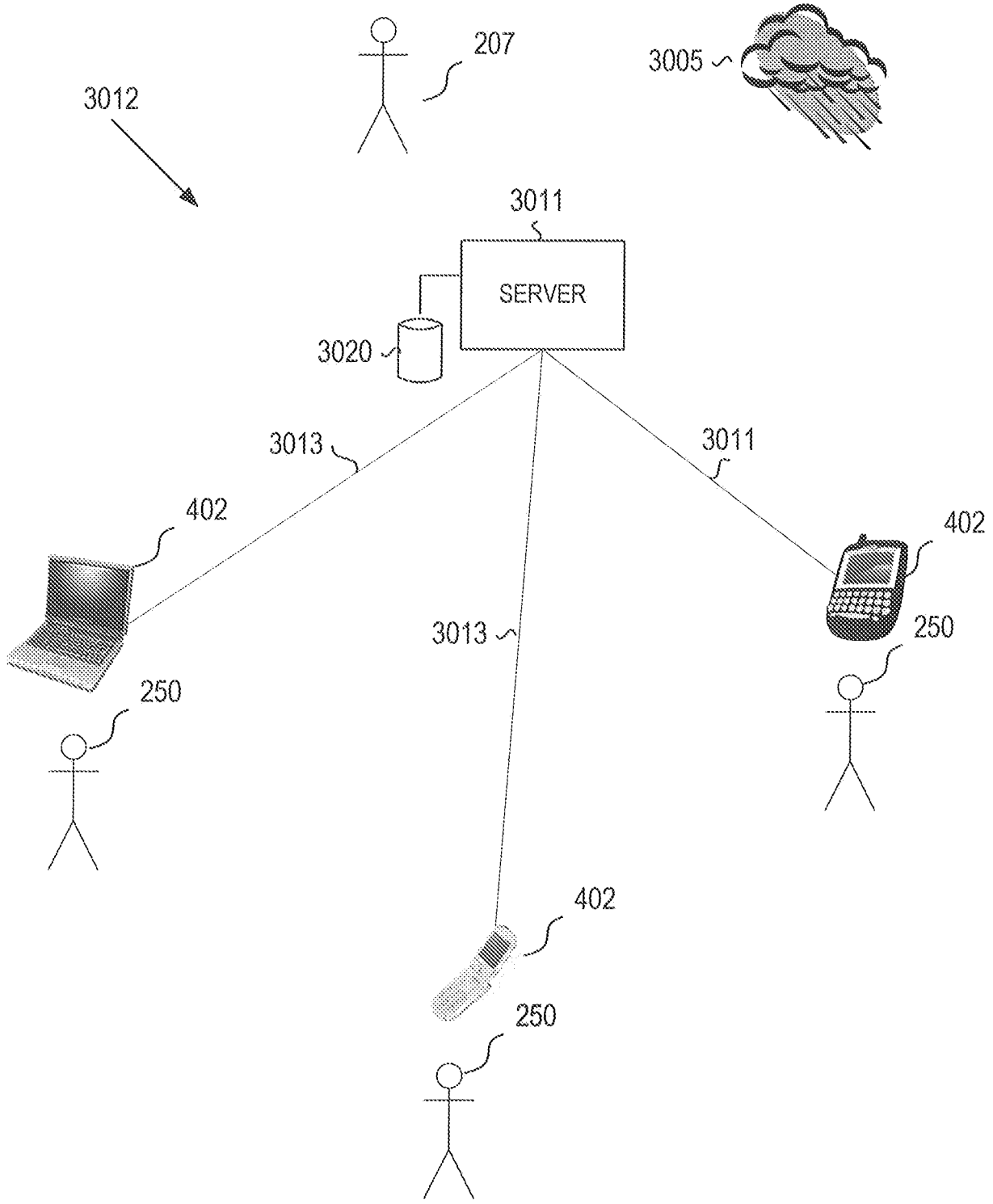
207
3005
3012
3011
SERVER
3020
3013
3011
402
402
3013
250
250
402
250

Fig. 43

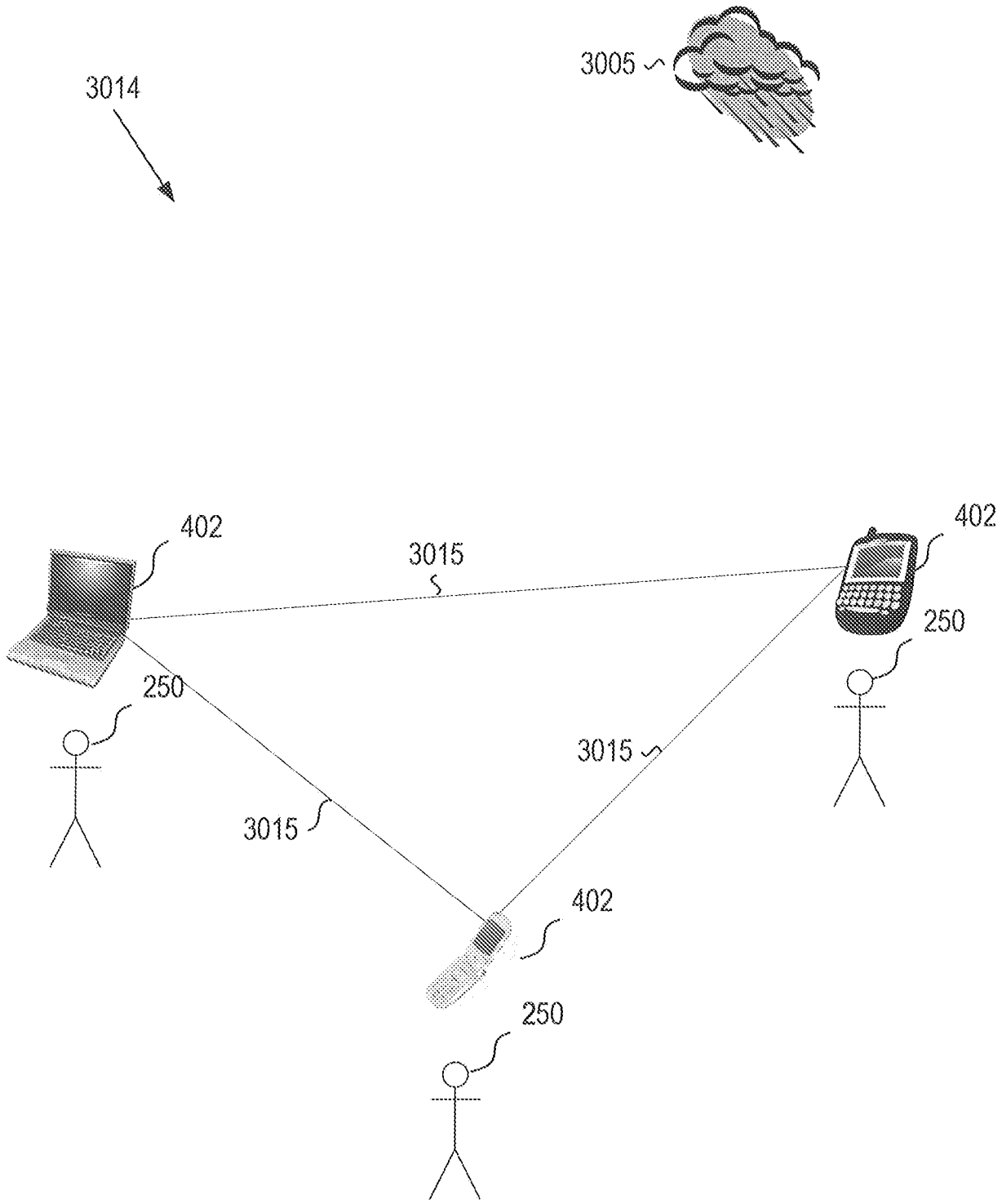

Fig. 44

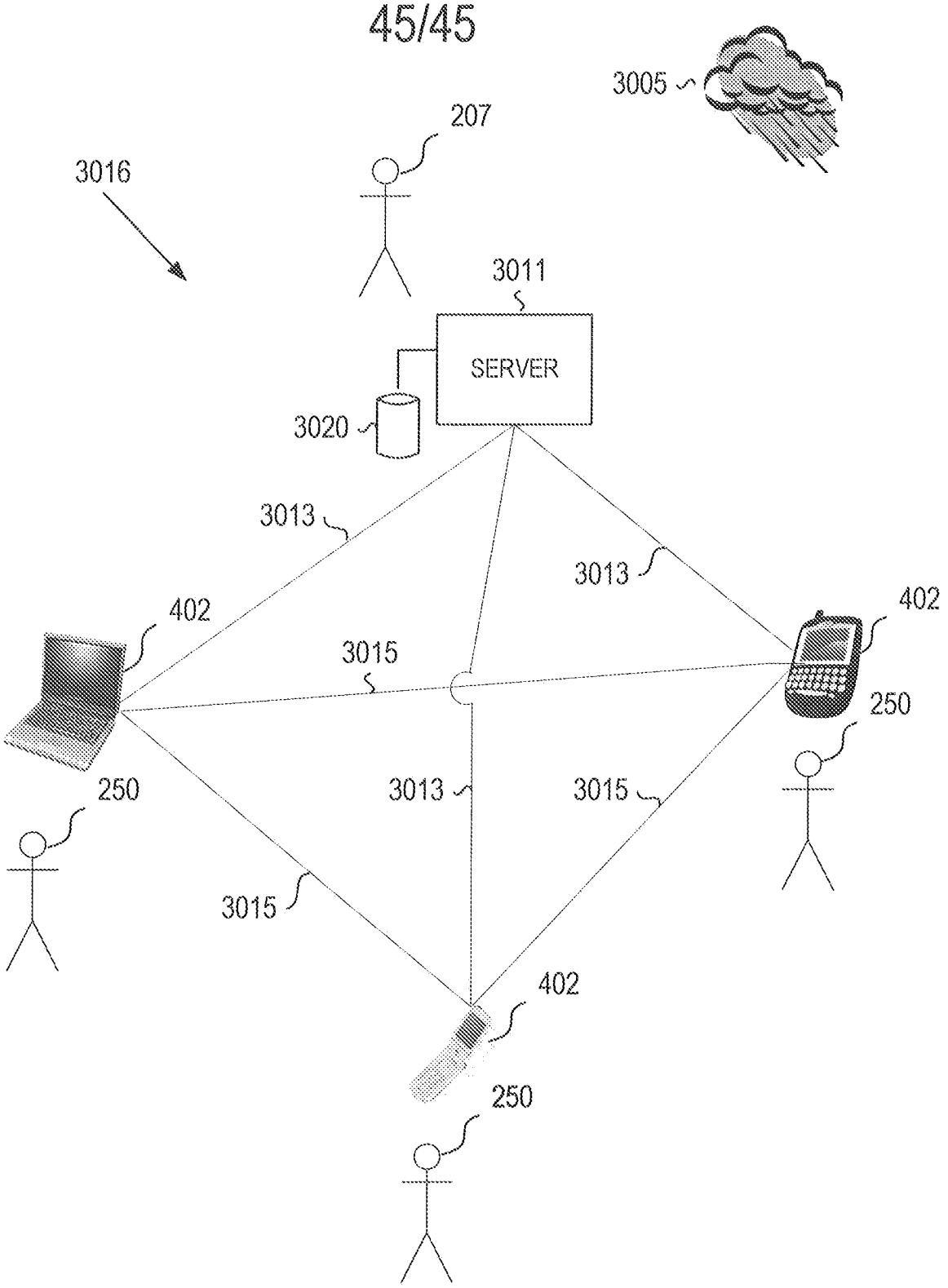
3005
207
3016
3011
SERVER
3020
3013
3013
402
402
3015
250
250
3013
3015
3015
402
250

Fig. 45

Electronic Acknowledgement Receipt

EFS ID:	11200394
Application Number:	13274712
International Application Number:	
Confirmation Number:	2965
Title of Invention:	Creating a Projection of a Situational Network
First Named Inventor/Applicant Name:	Thomas Cona
Customer Number:	81712
Filer:	Andrew W. Spicer/Patti Hespell
Filer Authorized By:	Andrew W. Spicer
Attorney Docket Number:	RCL-005-12
Receipt Date:	17-OCT-2011
Filing Date:	
Time Stamp:	15:17:36
Application Type:	Utility under 35 USC 111(a)

Payment information:

Submitted with Payment	no

File Listing:

Document Number	Document Description	File Name	File Size(Bytes)/ Message Digest	Multi Part /.zip	Pages (if appl.)
1		RCL-005-12_NEW_APP.pdf	12804222 1f35051be101a9c524ffe47576017f445eb44808	yes	122

Multipart Description/PDF files in .zip description		
Document Description	**Start**	**End**
Transmittal of New Application	1	2
Miscellaneous Incoming Letter	3	3
Oath or Declaration filed	4	7
Miscellaneous Incoming Letter	8	8
Power of Attorney	9	19
Assignee showing of ownership per 37 CFR 3.73(b).	20	20
Nonpublication request from applicant.	21	21
Specification	22	71
Claims	72	76
Abstract	77	77
Drawings-only black and white line drawings	78	122

Warnings:

Information:

Total Files Size (in bytes):	12804222

This Acknowledgement Receipt evidences receipt on the noted date by the USPTO of the indicated documents, characterized by the applicant, and including page counts, where applicable. It serves as evidence of receipt similar to a Post Card, as described in MPEP 503.

<u>New Applications Under 35 U.S.C. 111</u>
If a new application is being filed and the application includes the necessary components for a filing date (see 37 CFR 1.53(b)-(d) and MPEP 506), a Filing Receipt (37 CFR 1.54) will be issued in due course and the date shown on this Acknowledgement Receipt will establish the filing date of the application.

<u>National Stage of an International Application under 35 U.S.C. 371</u>
If a timely submission to enter the national stage of an international application is compliant with the conditions of 35 U.S.C. 371 and other applicable requirements a Form PCT/DO/EO/903 indicating acceptance of the application as a national stage submission under 35 U.S.C. 371 will be issued in addition to the Filing Receipt, in due course.

<u>New International Application Filed with the USPTO as a Receiving Office</u>
If a new international application is being filed and the international application includes the necessary components for an international filing date (see PCT Article 11 and MPEP 1810), a Notification of the International Application Number and of the International Filing Date (Form PCT/RO/105) will be issued in due course, subject to prescriptions concerning national security, and the date shown on this Acknowledgement Receipt will establish the international filing date of the application.

SCORE Placeholder Sheet for IFW Content

Application Number: 13274712 Document Date: 10/17/2011

The presence of this form in the IFW record indicates that the following document type was received in electronic format on the date identified above. This content is stored in the SCORE database.

- Drawings – Other than Black and White Line Drawings

Since this was an electronic submission, there is no physical artifact folder, no artifact folder is recorded in PALM, and no paper documents or physical media exist. The TIFF images in the IFW record were created from the original documents that are stored in SCORE.

To access the documents in the SCORE database, refer to instructions developed by SIRA.

At the time of document entry (noted above):

- Examiners may access SCORE content via the eDAN interface.
- Other USPTO employees can bookmark the current SCORE URL (http://es/ScoreAccessWeb/).
- External customers may access SCORE content via the Public and Private PAIR interfaces.

Form Revision Date: February 8, 2006

IN THE UNITED STATES PATENT AND TRADEMARK OFFICE

In Re: Patent Application of Thomas Cona et al:

Conf. No.: 2965	:	Group Art Unit: 2447
Appln. No.: 13/274,712	:	Examiner: TBD
Filing Date: October 17, 2011	:	Attorney Docket No.: RCL-005-12

Title: Creating a Projection of a Situational Network

Commissioner for Patents
P.O. Box 1450
Alexandria, VA 22313-1450

INFORMATION DISCLOSURE STATEMENT

Each of the documents listed on the attached Information Disclosure Statement Citation Form PTO/SB/08A may be material to the patentability of the above-identified patent application and/or may result in a duty to disclose in accordance with 37 C.F.R. §1.56.

Copies of the U.S. Patents and U.S. Patent Application Publications listed on the attached Form PTO/SB/08A are not being provided, but copies of the listed U.S. Patent documents will be provided upon request. Copies of the foreign references and non-patent documents may be found in parent Application No. 11/924,711 filed October 26, 2007.

The filing of this Information Disclosure Statement shall not be construed as an admission that any of the listed documents constitute prior art, nor as an admission against interest in any manner.

This Information Disclosure Statement is being submitted:

☒ (1) within three (3) months of the filing date, entry into national phase in an international application or before the mailing date of the First Office Action; or

☐ (2) after the period defined in (1) above but before the mailing date of a Final Rejection or Notice of Allowance, and

☐ Certification is made below, or

☐ The check or authorization to charge deposit account in the amount of the fee set forth by 37 C.F.R. §1.17(p) is attached.

☐ (3) after the mailing date of a Final Rejection or Notice of Allowance but before the payment of the Issue Fee, and

☐ Applicant hereby Petitions the Commissioner to consider the attached references; Certification is made below and the fee is included.

No fee is believed to be due in connection with the filing of this Information Disclosure Statement since it is being filed before the first Office Action on the merits of the above-identified application. However, the Commissioner is hereby authorized to charge any deficiencies or credit any overpayments to Deposit Account No. **504670**.

It is respectfully requested that this Information Disclosure Statement and the documents listed on the attached Form PTO/SB/08A be considered and acknowledged by the Examiner in connection with the above-identified patent application, be made of record therein, and that the listed document(s) be cited in the issued patent.

Respectfully submitted,

Date: October 19, 2011

/aws/

Andrew W. Spicer
Registration No. 57,420
Carlineo, Spicer & Kee, LLC
2003 South Easton Road, Suite 208
Doylestown, PA 18901
267-880-1720

Customer No.: 81712

Form PTO/SB/08A				Complete if Known	
INFORMATION DISCLOSURE STATEMENT BY APPLICANT				**Application Number**	13/274,712
				Filing Date	October 17, 2011
				First Named Inventor	CONA, Thomas
(use as many sheets as necessary)				**Group Art Unit**	2447
				Examiner Name	TBD
Sheet	1	of	2	**Attorney Docket Number**	RCL-005-12

U.S. PATENT DOCUMENTS				
Exr Initials	U.S. Patent Document Number	Kind Code (if known)	Name of First Inventor of Cited Document	Date of Publication of Cited Document YYYY-MM-DD
	5835907		Newman, Brian	1998-11-10
	6091956		Hollenberg, Dennis D.	2000-07-18
	6112074		Pinder, Ellis Arthur	2000-08-29
	6424840		Fitch	2002-07-23
	6563910		Menard, Raymond	2003-05-13
	6600928		Ahya, Deepak	2003-07-29
	6785681		Keskar, Dhananjay	2004-08-31
	6788766		Logan, James D.	2004-09-07
	7058385		Lauper, Eric	2006-06-06
	7091829		Lee, Hong-Kyu	2006-08-15
	7177398		Meer, Stephen	2007-02-13
	7181346		Kleist, Michael	2007-02-20
	7233974		Kawahara, Hideya	2007-06-19
	7239871		Shamp, Scott	2007-07-03
	7266558		Gray, Michael D.	2007-09-04
	7283045		Manz, Paul C.	2007-10-16
	7523191		Thomas et al.	2009-04-21
	7672281		Humphries et al.	2010-03-02
	7711475		Cona et al.	2010-05-04
	7812717		Cona et al.	2010-10-12
	20010009857		Vanttinen, Veijo	2001-07-26
	20020107029		Caughran et al.	2002-08-08
	20030148774		Naghian et al.	2003-08-07
	20020161838		Pickover et al.	2002-10-31
	20020181684		Logan, James D.	2002-12-05
	20030197615		Loche et al.	2003-10-23
	20040039807		Boveda De Miguel, et al.	2004-02-26
	20050033511		Pechatnikov et al.	2005-02-10

OTHER PRIOR ART - NON PATENT LITERATURE DOCUMENTS		
Exr Initials	Include Name of first Author (in CAPITAL LETTERS), title of the article (where appropriate), title of the item (book, magazine, journal, serial, symposium, catalog, etc.), volume-issue number(s), page(s), date (in parentheses). If a book, also include publisher and city and/or county where published.	T_1
	SYDELL, LAURA, "What are you doing? Twitter Offers a Megaphone", May 21, 2007, http://www.npr.org/templates/story, 1 pg.	
	Web Pages, Send Word Now; http://www.sendwordnow.com, July 19, 2007, 11 pgs.	
	SCHNEIDERMAN, Ben, PREECE, Jennifer; "911.gov", February 16, 2007, Science Magazine, Vol. 315, pg. 944, www.sciencemag.org, 1 pg.	
	"Notify!/Severe Weather Alerts" Web Pages; www.weather.com, July 12, 2007, 5 pgs.	
	BIEVER, Celeste; "My Space-style websites, perfect for disaster survival", NewScientistTech.com, February 15, 2007, 2 pgs.	
	JACKSON, Joab, "Disaster Prediction Social Networking Boosted by Geo-Data Feeds", http://news.nationalgeographic.com; October 19, 2006, 5 pgs.	

Examiner Signature		Date Considered	

T_1 - Place a check mark if complete document is in English; otherwise, place a letter "A" if only an English abstract is attached.

Form PTO/SB/08A				Complete if Known	
INFORMATION DISCLOSURE STATEMENT BY APPLICANT				**Application Number**	13/274,712
				Filing Date	October 17, 2011
				First Named Inventor	CONA, Thomas
(use as many sheets as necessary)				**Group Art Unit**	2447
				Examiner Name	TBD
Sheet	2	of	2	**Attorney Docket Number**	RCL-005-12

U.S. PATENT DOCUMENTS				
Exr Initials	U.S. Patent Document Number	Kind Code (if known)	Name of First Inventor of Cited Document	Date of Publication of Cited Document YYYY-MM-DD
	20050096840		Simske, Steven J.	2005-05-05
	20050132016		Boone, Joan	2005-06-16
	20050135428		Hellgren, Vesa	2005-06-23
	20060211404		Cromp et al.	2006-09-21
	20070021981		Cox, James	2007-01-25
	20070161382		Melinger et al.	2007-07-12
	20070192116		Lovitt, John H.	2007-08-16
	20070209054		Cassanova, Jeffrey	2007-09-06
	20070255785		Hayashi et al.	2007-11-01
	20080046511		Skrenta, Richard	2008-02-21
	20080086219		Evans et al.	2008-04-10
	20080139218		Duan, Xiaoqin	2008-06-12
	20090015467		Kwon et al.	2009-01-15
	20090024726		Jeon et al.	2009-01-22
	20090030927		Cases et al.	2009-01-29
	20090213001		Appelman et al.	2009-08-27
	20090254944		Watson et al.	2009-10-08

OTHER PRIOR ART - NON PATENT LITERATURE DOCUMENTS		
Exr Initials	Include Name of first Author (in CAPITAL LETTERS), title of the article (where appropriate), title of the item (book, magazine, journal, serial, symposium, catalog, etc.), volume-issue number(s), page(s), date (in parentheses). If a book, also include publisher and city and/or county where published.	T_1
	KIM, Ryan, "Hey Baby, want a date?", www.sfgate.com, July 23, 2005, 3 pgs.	
	"Social Networking, What you need to know", INConnect Spring, 2007, www.ena.com, 8 pgs.	
	HALES, David, et al, "Friends for Free: Self Organizing Artificial Social Networks for Trust and Cooperation", University of Bologna, Italy, August 2005, 20 pgs.	
	Dane County Department of Emergency Management Warning System, October 23, 2006, www.countyofDane.com, 10 pgs.	
	"Share your world with ((Echo))MyPlace and CarbonCloud, July 15, 2007, www.thecarbonproject.com, 4 pgs.	
	HARRISON, Jeff, "Location Based Social Networking for Crisis Management", 2006, www.thecarbonproject.com, 24 pgs.	
	Press Release, "WeatherBug and SendWordNow Launch Smart Notification, Weather Service to Deliver Nation's First Location Based, 2-way Mobile Weather Alerts and Notifications Based on Live WeatherBug Network Data", June 12, 2006, www.aws.com, 6 pgs.	
	PHILLIPS, Brenda D. Ph.D, et al, "Social Science Research Needs: A Focus on Vulnerable Populations, Forecasting and Warnings", February 2006, Hurricane Forecast Socio-economic Workshop, Pomona, CA, 11 pgs.	

Examiner Signature		Date Considered	

T_1 - Place a check mark if complete document is in English; otherwise, place a letter "A" if only an English abstract is attached.

Electronic Acknowledgement Receipt

EFS ID:	11222612
Application Number:	13274712
International Application Number:	
Confirmation Number:	2965
Title of Invention:	Creating a Projection of a Situational Network
First Named Inventor/Applicant Name:	Thomas Cona
Customer Number:	81712
Filer:	Andrew W. Spicer/Elizabeth McGinty
Filer Authorized By:	Andrew W. Spicer
Attorney Docket Number:	RCL-005-12
Receipt Date:	19-OCT-2011
Filing Date:	
Time Stamp:	17:15:28
Application Type:	Utility under 35 USC 111(a)

Payment information:

Submitted with Payment	no

File Listing:

Document Number	Document Description	File Name	File Size(Bytes)/ Message Digest	Multi Part /.zip	Pages (if appl.)
1	Information Disclosure Statement (IDS) Form (SB08)	RCL-005-12_IDS.pdf	333251 f0b51b23abed18610deb8a422eb206cccfe6805b	no	4

Warnings:

Information:

This is not an USPTO supplied IDS fillable form	
Total Files Size (in bytes):	333251

This Acknowledgement Receipt evidences receipt on the noted date by the USPTO of the indicated documents, characterized by the applicant, and including page counts, where applicable. It serves as evidence of receipt similar to a Post Card, as described in MPEP 503.

New Applications Under 35 U.S.C. 111
If a new application is being filed and the application includes the necessary components for a filing date (see 37 CFR 1.53(b)-(d) and MPEP 506), a Filing Receipt (37 CFR 1.54) will be issued in due course and the date shown on this Acknowledgement Receipt will establish the filing date of the application.

National Stage of an International Application under 35 U.S.C. 371
If a timely submission to enter the national stage of an international application is compliant with the conditions of 35 U.S.C. 371 and other applicable requirements a Form PCT/DO/EO/903 indicating acceptance of the application as a national stage submission under 35 U.S.C. 371 will be issued in addition to the Filing Receipt, in due course.

New International Application Filed with the USPTO as a Receiving Office
If a new international application is being filed and the international application includes the necessary components for an international filing date (see PCT Article 11 and MPEP 1810), a Notification of the International Application Number and of the International Filing Date (Form PCT/RO/105) will be issued in due course, subject to prescriptions concerning national security, and the date shown on this Acknowledgement Receipt will establish the international filing date of the application.

13274712

NON-PROVISIONAL UTILITY PATENT APPLICATION TRANSMITTAL – 37 CFR 1.53(b)

Commissioner for Patents
P.O. Box 1450
Alexandria, VA 22313-1450

Attorney Docket No. RCL-005-12
First Named Inventor: Cona, Thomas.
Total Pages of Transmittal Form: 2

Transmitted herewith for filing is the non-provisional utility patent application entitled:
Creating a Projection of a Situational Network

which is:

an ☐ Original; or

a ☐ Continuation, ☒ Divisional, or ☐ Continuation-in-part (CIP) of prior Application No. 11/924,711, filed October 26, 2007.

☒ This non-provisional patent application claims the benefit of Provisional Patent Application No. 60/887,843, filed February 2, 2007.

Enclosed are:

☒ Specification (Including Abstract) and claims: 56 pages

☐ Application Data Sheet

☐ (Un)Executed Declaration and Power of Attorney

☒ Copy of Declaration from prior application (Application No. 11/924,711).

☒ Copy of Letter from Office of Petition granting the Petition filed under 37CFR §1.47 to Accept Application where an Inventor has refused to sign the Declaration from prior application (Application No. 11/924,711).

☒ Copy of Power of Attorney (including 37 CFR 3.73(b) statement, if applicable) from prior application (Application No. 11/924,711).

☒ 45 Sheets of drawings

☐ Under PTO-1595 Cover Sheet, an assignment of the invention

☒ Name of Assignee: Resource Consortium Limited

☐ Preliminary Amendment

☐ Information Disclosure statement, PTO/SB/08A and/or PTO/SB/S08B, and cited references.

☒ Request of Nonpublication of Application Under 35 USC §122(b)

☒ Other: Statement Requesting Deletion of Inventor(s) under 37 CFR 1.63 (d)(2).

10/28/2011 MTEKLEMI 00000023 504670 13274712

01 FC:1011 380.00 DA
02 FC:1111 620.00 DA
03 FC:1311 250.00 DA

Attorney Docket No. RCL-005-12

The filing fee is calculated as follows:

			SMALL ENTITY		LARGE ENTITY	
CLAIMS	NO. FILED	NO. EXTRA	FILING FEE $190		FILING FEE $380	380.00
			SEARCH FEE $310		SEARCH FEE $620	620.00
			EXAM FEE $125		EXAM FEE $250	250.00
TOTAL	20 - 20 =	0	x 30.00		0 x 60.00	0.00
INDEP.	3 - 3 =	0	x 125.00		0 x 250.00	0.00
☐ Multiple Dependent Claims Present			$180.00		$225.00	
			TOTAL		TOTAL	**$1,250.00**

☒ The Commissioner is hereby authorized to charge and/or credit Deposit Account No. **504670** as noted below.

☒ Filing fee in the amount of **$1,250.00** as calculated above.

☒ Any overpayments or deficiencies in the above-calculated fee.

☒ Any additional fees required under 37CFR§1.16 and §1.17.

☒ In the event that a Petition for Extension of Time is required during the prosecution of this application, but not submitted, please charge any extension fee under 37 CFR §1.13(a) to the Deposit Account noted above.

CORRESPONDENCE ADDRESS

Date: 10/17/11

Andrew W. Spicer, Esquire
Reg. No. 57,420
Carlineo, Spicer & Kee, LLC
2003 South Easton Road, Suite 208
Doylestown, PA 18901
(267) 880-1720

Customer Number 81712

PATENT APPLICATION FEE DETERMINATION RECORD

Substitute for Form PTO-875

Application or Docket Number
13/274,712

APPLICATION AS FILED - PART I

FOR	(Column 1) NUMBER FILED	(Column 2) NUMBER EXTRA	SMALL ENTITY RATE($)	SMALL ENTITY FEE($)	OR	OTHER THAN SMALL ENTITY RATE($)	OTHER THAN SMALL ENTITY FEE($)
BASIC FEE (37 CFR 1.16(a), (b), or (c))	N/A	N/A	N/A			N/A	380
SEARCH FEE (37 CFR 1.16(k), (i), or (m))	N/A	N/A	N/A			N/A	620
EXAMINATION FEE (37 CFR 1.16(o), (p), or (q))	N/A	N/A	N/A			N/A	250
TOTAL CLAIMS (37 CFR 1.16(i))	20 minus 20 =	*			OR	x 60 =	0.00
INDEPENDENT CLAIMS (37 CFR 1.16(h))	3 minus 3 =	*				x 250 =	0.00
APPLICATION SIZE FEE (37 CFR 1.16(s))	If the specification and drawings exceed 100 sheets of paper, the application size fee due is $310 ($155 for small entity) for each additional 50 sheets or fraction thereof. See 35 U.S.C. 41(a)(1)(G) and 37 CFR 1.16(s).						0.00
MULTIPLE DEPENDENT CLAIM PRESENT (37 CFR 1.16(j))							0.00
* If the difference in column 1 is less than zero, enter "0" in column 2.			TOTAL			TOTAL	1250

APPLICATION AS AMENDED - PART II

		(Column 1) CLAIMS REMAINING AFTER AMENDMENT		(Column 2) HIGHEST NUMBER PREVIOUSLY PAID FOR	(Column 3) PRESENT EXTRA	SMALL ENTITY RATE($)	SMALL ENTITY ADDITIONAL FEE($)	OR	OTHER THAN SMALL ENTITY RATE($)	OTHER THAN SMALL ENTITY ADDITIONAL FEE($)
AMENDMENT A	Total (37 CFR 1.16(i))	*	Minus	**	=	x =		OR	x =	
AMENDMENT A	Independent (37 CFR 1.16(h))	*	Minus	***	=	x =		OR	x =	
AMENDMENT A	Application Size Fee (37 CFR 1.16(s))									
AMENDMENT A	FIRST PRESENTATION OF MULTIPLE DEPENDENT CLAIM (37 CFR 1.16(j))							OR		
						TOTAL ADD'L FEE		OR	TOTAL ADD'L FEE	

		(Column 1) CLAIMS REMAINING AFTER AMENDMENT		(Column 2) HIGHEST NUMBER PREVIOUSLY PAID FOR	(Column 3) PRESENT EXTRA	RATE($)	ADDITIONAL FEE($)	OR	RATE($)	ADDITIONAL FEE($)
AMENDMENT B	Total (37 CFR 1.16(i))	*	Minus	**	=	x =		OR	x =	
AMENDMENT B	Independent (37 CFR 1.16(h))	*	Minus	***	=	x =		OR	x =	
AMENDMENT B	Application Size Fee (37 CFR 1.16(s))									
AMENDMENT B	FIRST PRESENTATION OF MULTIPLE DEPENDENT CLAIM (37 CFR 1.16(j))							OR		
						TOTAL ADD'L FEE		OR	TOTAL ADD'L FEE	

* If the entry in column 1 is less than the entry in column 2, write "0" in column 3.
** If the "Highest Number Previously Paid For" IN THIS SPACE is less than 20, enter "20".
*** If the "Highest Number Previously Paid For" IN THIS SPACE is less than 3, enter "3".
The "Highest Number Previously Paid For" (Total or Independent) is the highest found in the appropriate box in column 1.

UNITED STATES PATENT AND TRADEMARK OFFICE

UNITED STATES DEPARTMENT OF COMMERCE
United States Patent and Trademark Office
Address: COMMISSIONER FOR PATENTS
P.O. Box 1450
Alexandria, Virginia 22313-1450
www.uspto.gov

APPLICATION NUMBER	FILING OR 371(C) DATE	FIRST NAMED APPLICANT	ATTY. DOCKET NO./TITLE
13/274,712	10/17/2011	Thomas Cona	RCL-005-12

CONFIRMATION NO. 2965

POA ACCEPTANCE LETTER

81712
Carlineo, Spicer & Kee, LLC
2003 S. Easton Road, Suite 208
Doylestown, PA 18901

OC000000050687138

Date Mailed: 11/01/2011

NOTICE OF ACCEPTANCE OF POWER OF ATTORNEY

This is in response to the Power of Attorney filed 10/17/2011.

The Power of Attorney in this application is accepted. Correspondence in this application will be mailed to the above address as provided by 37 CFR 1.33.

/tqlam/

Office of Data Management, Application Assistance Unit (571) 272-4000, or (571) 272-4200, or 1-888-786-0101

UNITED STATES PATENT AND TRADEMARK OFFICE

UNITED STATES DEPARTMENT OF COMMERCE
United States Patent and Trademark Office
Address: COMMISSIONER FOR PATENTS
P.O. Box 1450
Alexandria, Virginia 22313-1450
www.uspto.gov

APPLICATION NUMBER	FILING or 371(c) DATE	GRP ART UNIT	FIL FEE REC'D	ATTY.DOCKET.NO	TOT CLAIMS	IND CLAIMS
13/274,712	10/17/2011	2447	1250	RCL-005-12	20	3

CONFIRMATION NO. 2965

FILING RECEIPT

81712
Carlineo, Spicer & Kee, LLC
2003 S. Easton Road, Suite 208
Doylestown, PA 18901

OC000000050694309

Date Mailed: 11/01/2011

Receipt is acknowledged of this non-provisional patent application. The application will be taken up for examination in due course. Applicant will be notified as to the results of the examination. Any correspondence concerning the application must include the following identification information: the U.S. APPLICATION NUMBER, FILING DATE, NAME OF APPLICANT, and TITLE OF INVENTION. Fees transmitted by check or draft are subject to collection. Please verify the accuracy of the data presented on this receipt. **If an error is noted on this Filing Receipt, please submit a written request for a Filing Receipt Correction. Please provide a copy of this Filing Receipt with the changes noted thereon. If you received a "Notice to File Missing Parts" for this application, please submit any corrections to this Filing Receipt with your reply to the Notice. When the USPTO processes the reply to the Notice, the USPTO will generate another Filing Receipt incorporating the requested corrections**

Applicant(s)

Thomas Cona, Athens, GA;
Patrick T. Igoe, Philadelphia, PA;
Leonid Kravets, Philadelphia, PA;

Assignment For Published Patent Application

Resource Consortium Limited

Power of Attorney: The patent practitioners associated with Customer Number 81712

Domestic Priority data as claimed by applicant

This application is a DIV of 11/924,711 10/26/2007
which claims benefit of 60/887,843 02/02/2007

Foreign Applications (You may be eligible to benefit from the **Patent Prosecution Highway** program at the USPTO. Please see http://www.uspto.gov for more information.)

If Required, Foreign Filing License Granted: 10/28/2011

The country code and number of your priority application, to be used for filing abroad under the Paris Convention, is **US 13/274,712**

Projected Publication Date: Request for Non-Publication Acknowledged

Non-Publication Request: Yes

Early Publication Request: No

Title

Creating a Projection of a Situational Network

Preliminary Class

709

PROTECTING YOUR INVENTION OUTSIDE THE UNITED STATES

Since the rights granted by a U.S. patent extend only throughout the territory of the United States and have no effect in a foreign country, an inventor who wishes patent protection in another country must apply for a patent in a specific country or in regional patent offices. Applicants may wish to consider the filing of an international application under the Patent Cooperation Treaty (PCT). An international (PCT) application generally has the same effect as a regular national patent application in each PCT-member country. The PCT process **simplifies** the filing of patent applications on the same invention in member countries, but **does not result** in a grant of "an international patent" and does not eliminate the need of applicants to file additional documents and fees in countries where patent protection is desired.

Almost every country has its own patent law, and a person desiring a patent in a particular country must make an application for patent in that country in accordance with its particular laws. Since the laws of many countries differ in various respects from the patent law of the United States, applicants are advised to seek guidance from specific foreign countries to ensure that patent rights are not lost prematurely.

Applicants also are advised that in the case of inventions made in the United States, the Director of the USPTO must issue a license before applicants can apply for a patent in a foreign country. The filing of a U.S. patent application serves as a request for a foreign filing license. The application's filing receipt contains further information and guidance as to the status of applicant's license for foreign filing.

Applicants may wish to consult the USPTO booklet, "General Information Concerning Patents" (specifically, the section entitled "Treaties and Foreign Patents") for more information on timeframes and deadlines for filing foreign patent applications. The guide is available either by contacting the USPTO Contact Center at 800-786-9199, or it can be viewed on the USPTO website at http://www.uspto.gov/web/offices/pac/doc/general/index.html.

For information on preventing theft of your intellectual property (patents, trademarks and copyrights), you may wish to consult the U.S. Government website, http://www.stopfakes.gov. Part of a Department of Commerce initiative, this website includes self-help "toolkits" giving innovators guidance on how to protect intellectual property in specific countries such as China, Korea and Mexico. For questions regarding patent enforcement issues, applicants may call the U.S. Government hotline at 1-866-999-HALT (1-866-999-4158).

LICENSE FOR FOREIGN FILING UNDER

Title 35, United States Code, Section 184

Title 37, Code of Federal Regulations, 5.11 & 5.15

GRANTED

The applicant has been granted a license under 35 U.S.C. 184, if the phrase "IF REQUIRED, FOREIGN FILING LICENSE GRANTED" followed by a date appears on this form. Such licenses are issued in all applications where the conditions for issuance of a license have been met, regardless of whether or not a license may be required as

set forth in 37 CFR 5.15. The scope and limitations of this license are set forth in 37 CFR 5.15(a) unless an earlier license has been issued under 37 CFR 5.15(b). The license is subject to revocation upon written notification. The date indicated is the effective date of the license, unless an earlier license of similar scope has been granted under 37 CFR 5.13 or 5.14.

This license is to be retained by the licensee and may be used at any time on or after the effective date thereof unless it is revoked. This license is automatically transferred to any related applications(s) filed under 37 CFR 1.53(d). This license is not retroactive.

The grant of a license does not in any way lessen the responsibility of a licensee for the security of the subject matter as imposed by any Government contract or the provisions of existing laws relating to espionage and the national security or the export of technical data. Licensees should apprise themselves of current regulations especially with respect to certain countries, of other agencies, particularly the Office of Defense Trade Controls, Department of State (with respect to Arms, Munitions and Implements of War (22 CFR 121-128)); the Bureau of Industry and Security, Department of Commerce (15 CFR parts 730-774); the Office of Foreign AssetsControl, Department of Treasury (31 CFR Parts 500+) and the Department of Energy.

NOT GRANTED

No license under 35 U.S.C. 184 has been granted at this time, if the phrase "IF REQUIRED, FOREIGN FILING LICENSE GRANTED" DOES NOT appear on this form. Applicant may still petition for a license under 37 CFR 5.12, if a license is desired before the expiration of 6 months from the filing date of the application. If 6 months has lapsed from the filing date of this application and the licensee has not received any indication of a secrecy order under 35 U.S.C. 181, the licensee may foreign file the application pursuant to 37 CFR 5.15(b).

UNITED STATES PATENT AND TRADEMARK OFFICE

UNITED STATES DEPARTMENT OF COMMERCE
United States Patent and Trademark Office
Address: COMMISSIONER FOR PATENTS
P.O. Box 1450
Alexandria, Virginia 22313-1450
www.uspto.gov

APPLICATION NO.	FILING DATE	FIRST NAMED INVENTOR	ATTORNEY DOCKET NO.	CONFIRMATION NO.
13/274,712	10/17/2011	Thomas Cona	RCL-005-12	2965

81712 7590 04/25/2012
Carlineo, Spicer & Kee, LLC
2003 S. Easton Road, Suite 208
Doylestown, PA 18901

EXAMINER
NGUYEN, DUSTIN

ART UNIT	PAPER NUMBER
2454	

MAIL DATE	DELIVERY MODE
04/25/2012	PAPER

Please find below and/or attached an Office communication concerning this application or proceeding.

The time period for reply, if any, is set in the attached communication.

Office Action Summary	Application No.	Applicant(s)	
	13/274,712	CONA ET AL.	
	Examiner	Art Unit	
	DUSTIN NGUYEN	2454	

-- The MAILING DATE of this communication appears on the cover sheet with the correspondence address --

Period for Reply

A SHORTENED STATUTORY PERIOD FOR REPLY IS SET TO EXPIRE 3 MONTH(S) OR THIRTY (30) DAYS, WHICHEVER IS LONGER, FROM THE MAILING DATE OF THIS COMMUNICATION.

- Extensions of time may be available under the provisions of 37 CFR 1.136(a). In no event, however, may a reply be timely filed after SIX (6) MONTHS from the mailing date of this communication.
- If NO period for reply is specified above, the maximum statutory period will apply and will expire SIX (6) MONTHS from the mailing date of this communication.
- Failure to reply within the set or extended period for reply will, by statute, cause the application to become ABANDONED (35 U.S.C. § 133). Any reply received by the Office later than three months after the mailing date of this communication, even if timely filed, may reduce any earned patent term adjustment. See 37 CFR 1.704(b).

Status

1)☒ Responsive to communication(s) filed on *17 October 2011*.

2a)☐ This action is **FINAL**. 2b)☒ This action is non-final.

3)☐ An election was made by the applicant in response to a restriction requirement set forth during the interview on _____; the restriction requirement and election have been incorporated into this action.

4)☐ Since this application is in condition for allowance except for formal matters, prosecution as to the merits is closed in accordance with the practice under *Ex parte Quayle*, 1935 C.D. 11, 453 O.G. 213.

Disposition of Claims

5)☒ Claim(s) *1-20* is/are pending in the application.

5a) Of the above claim(s) _____ is/are withdrawn from consideration.

6)☐ Claim(s) _____ is/are allowed.

7)☒ Claim(s) *1-20* is/are rejected.

8)☐ Claim(s) _____ is/are objected to.

9)☐ Claim(s) _____ are subject to restriction and/or election requirement.

Application Papers

10)☐ The specification is objected to by the Examiner.

11)☒ The drawing(s) filed on *17 October 2011* is/are: a)☒ accepted or b)☐ objected to by the Examiner.

Applicant may not request that any objection to the drawing(s) be held in abeyance. See 37 CFR 1.85(a).

Replacement drawing sheet(s) including the correction is required if the drawing(s) is objected to. See 37 CFR 1.121(d).

12)☐ The oath or declaration is objected to by the Examiner. Note the attached Office Action or form PTO-152.

Priority under 35 U.S.C. § 119

13)☐ Acknowledgment is made of a claim for foreign priority under 35 U.S.C. § 119(a)-(d) or (f).

a)☐ All b)☐ Some * c)☐ None of:

1.☐ Certified copies of the priority documents have been received.

2.☐ Certified copies of the priority documents have been received in Application No. _____.

3.☐ Copies of the certified copies of the priority documents have been received in this National Stage application from the International Bureau (PCT Rule 17.2(a)).

* See the attached detailed Office action for a list of the certified copies not received.

Attachment(s)

1) ☒ Notice of References Cited (PTO-892)

2) ☐ Notice of Draftsperson's Patent Drawing Review (PTO-948)

3) ☒ Information Disclosure Statement(s) (PTO/SB/08) Paper No(s)/Mail Date *10/19/2011*.

4) ☐ Interview Summary (PTO-413) Paper No(s)/Mail Date. _____ .

5) ☐ Notice of Informal Patent Application

6) ☐ Other: _____.

DETAILED ACTION

1. Claims 1-20 are presented for examination.

Specification

2. Examiner requests Applicants to update status of related applications as mentioned in paragraph 0002 of the specification.

Double Patenting

3. The nonstatutory double patenting rejection is based on a judicially created doctrine grounded in public policy (a policy reflected in the statute) so as to prevent the unjustified or improper timewise extension of the "right to exclude" granted by a patent and to prevent possible harassment by multiple assignees. See *In re Goodman*, 11 F.3d 1046, 29 USPQ2d 2010 (Fed. Cir. 1993); *In re Longi*, 759 F.2d 887, 225 USPQ 645 (Fed. Cir. 1985); *In re Van Ornum*, 686 F.2d 937, 214 USPQ 761 (CCPA 1982); *In re Vogel*, 422 F.2d 438, 164 USPQ 619 (CCPA 1970);and, *In re Thorington,* 418 F.2d 528, 163 USPQ 644 (CCPA 1969).

A timely filed terminal disclaimer in compliance with 37 CFR 1.321(c) may be used to overcome an actual or provisional rejection based on a nonstatutory double patenting ground provided the conflicting application or patent is shown to be commonly owned with this application. See 37 CFR 1.130(b).

Effective January 1, 1994, a registered attorney or agent of record may sign a terminal disclaimer. A terminal disclaimer signed by the assignee must fully comply with 37 CFR 3.73(b).

Claims 1-20 are rejected under the judicially created doctrine of obviousness-type double patenting as being unpatentable over claims 1-10 of U.S. Patent No. 7,711,475 [hereinafter as '475 patent], claims 1-50 of U.S. Patent No. 7,812,717 [hereinafter as '717 patent], claims 1-25 of U.S. Patent No 8,045,455 [hereinafter as '455 patent], and claims 1-18 of U.S. Patent No

8,069,202 [hereinafter as '202 patent]. Although the conflicting claims are not identical, they are not patentably distinct from each other because they are claiming common subject matter.

The claims of '475, '717, '455, and '202 patents do not specifically state the claimed limitations in the similar language and order steps as described in the claims of instant application but it would have been obvious to a person skill in the art to recognize that the claims are similar since they are claiming the same invention.

4. A shortened statutory period for response to this action is set to expire **3 (three) months and 0 (zero) days** from the mail date of this letter. Failure to respond within the period for response will result in **ABANDONMENT** of the application (see 35 U.S.C 133, M.P.E.P 710.02, 710.02(b)).

Conclusion

Any inquiry concerning this communication or earlier communications from the examiner should be directed to Dustin Nguyen whose telephone number is (571) 272-3971. The examiner can normally be reached on flex.

If attempts to reach the examiner by telephone are unsuccessful, the examiner's supervisor, Joseph Avellino can be reached at (571) 272-3905. The fax phone number for the organization where this application or proceeding is assigned is 703-872-9306.

Information regarding the status of an application may be obtained from the Patent Application Information Retrieval (PAIR) system. Status information for published applications may be obtained from either Private PAIR or Public PAIR. Status information for unpublished applications is available through Private PAIR only. For more information about the PAIR system, see http://pair-direct.uspto.gov. Should you have questions on access to the Private PAIR system, contact the Electronic Business Center (EBC) at 866-217-9197 (toll-free).

/DUSTIN NGUYEN/
Primary Examiner, Art Unit 2454

Notice of References Cited	Application/Control No. 13/274,712	Applicant(s)/Patent Under Reexamination CONA ET AL.	
	Examiner DUSTIN NGUYEN	Art Unit 2454	Page 1 of 1

U.S. PATENT DOCUMENTS

*		Document Number Country Code-Number-Kind Code	Date MM-YYYY	Name	Classification
*	A	US-7,027,055	04-2006	Anderson et al.	345/473
*	B	US-7,254,607	08-2007	Hubbard et al.	709/203
*	C	US-2007/0208837	09-2007	Tian et al.	709/223
	D	US-			
	E	US-			
	F	US-			
	G	US-			
	H	US-			
	I	US-			
	J	US-			
	K	US-			
	L	US-			
	M	US-			

FOREIGN PATENT DOCUMENTS

*		Document Number Country Code-Number-Kind Code	Date MM-YYYY	Country	Name	Classification
	N					
	O					
	P					
	Q					
	R					
	S					
	T					

NON-PATENT DOCUMENTS

*		Include as applicable: Author, Title Date, Publisher, Edition or Volume, Pertinent Pages)
	U	
	V	
	W	
	X	

*A copy of this reference is not being furnished with this Office action. (See MPEP § 707.05(a).)
Dates in MM-YYYY format are publication dates. Classifications may be US or foreign.

Form PTO/SB/08A				Complete if Known	
INFORMATION DISCLOSURE STATEMENT BY APPLICANT				**Application Number**	13/274,712
				Filing Date	October 17, 2011
				First Named Inventor	CONA, Thomas
(use as many sheets as necessary)				**Group Art Unit**	2447
				Examiner Name	TBD
Sheet	1	of	2	**Attorney Docket Number**	RCL-005-12

U.S. PATENT DOCUMENTS				
Exr Initials	U.S. Patent Document Number	Kind Code (if known)	Name of First Inventor of Cited Document	Date of Publication of Cited Document YYYY-MM-DD
	5835907		Newman, Brian	1998-11-10
	6091956		Hollenberg, Dennis D.	2000-07-18
	6112074		Pinder, Ellis Arthur	2000-08-29
	6424840		Fitch	2002-07-23
	6563910		Menard, Raymond	2003-05-13
	6600928		Ahya, Deepak	2003-07-29
	6785681		Keskar, Dhananjay	2004-08-31
	6788766		Logan, James D.	2004-09-07
	7058385		Lauper, Eric	2006-06-06
	7091829		Lee, Hong-Kyu	2006-08-15
	7177398		Meer, Stephen	2007-02-13
	7181346		Kleist, Michael	2007-02-20
	7233974		Kawahara, Hideya	2007-06-19
	7239871		Shamp, Scott	2007-07-03
	7266558		Gray, Michael D.	2007-09-04
	7283045		Manz, Paul C.	2007-10-16
	7523191		Thomas et al.	2009-04-21
	7672281		Humphries et al.	2010-03-02
	7711475		Cona et al.	2010-05-04
	7812717		Cona et al.	2010-10-12
	20010009857		Vanttinen, Veijo	2001-07-26
	20020107029		Caughran et al.	2002-08-08
	20030148774		Naghian et al.	2003-08-07
	20020161838		Pickover et al.	2002-10-31
	20020181684		Logan, James D.	2002-12-05
	20030197615		Loche et al.	2003-10-23
	20040039807		Boveda De Miguel, et al.	2004-02-26
	20050033511		Pechatnikov et al.	2005-02-10

OTHER PRIOR ART - NON PATENT LITERATURE DOCUMENTS		
Exr Initials	Include Name of first Author (in CAPITAL LETTERS), title of the article (where appropriate), title of the item (book, magazine, journal, serial, symposium, catalog, etc.), volume-issue number(s), page(s), date (in parentheses). If a book, also include publisher and city and/or county where published.	T_1
	SYDELL, LAURA, "What are you doing? Twitter Offers a Megaphone", May 21, 2007, http://www.npr.org/templates/story, 1 pg.	
	Web Pages, Send Word Now; http://www.sendwordnow.com, July 19, 2007, 11 pgs.	
	SCHNEIDERMAN, Ben, PREECE, Jennifer; "911.gov", February 16, 2007, Science Magazine, Vol. 315, pg. 944, www.sciencemag.org, 1 pg.	
	"Notify!/Severe Weather Alerts" Web Pages; www.weather.com, July 12, 2007, 5 pgs.	
	BIEVER, Celeste; "My Space-style websites, perfect for disaster survival", NewScientistTech.com, February 15, 2007, 2 pgs.	
	JACKSON, Joab, "Disaster Prediction Social Networking Boosted by Geo-Data Feeds", http://news.nationalgeographic.com; October 19, 2006, 5 pgs.	

Examiner Signature		Date Considered	

T_1 - Place a check mark if complete document is in English; otherwise, place a letter "A" if only an English abstract is attached.

ALL REFERENCES CONSIDERED EXCEPT WHERE LINED THROUGH. /D.N./

Form PTO/SB/08A				Complete if Known	
INFORMATION DISCLOSURE STATEMENT BY APPLICANT				**Application Number**	13/274,712
				Filing Date	October 17, 2011
				First Named Inventor	CONA, Thomas
(use as many sheets as necessary)				**Group Art Unit**	2447
				Examiner Name	TBD
Sheet	2	of	2	**Attorney Docket Number**	RCL-005-12

U.S. PATENT DOCUMENTS				
Exr Initials	U.S. Patent Document Number	Kind Code (if known)	Name of First Inventor of Cited Document	Date of Publication of Cited Document YYYY-MM-DD
	20050096840		Simske, Steven J.	2005-05-05
	20050132016		Boone, Joan	2005-06-16
	20050135428		Hellgren, Vesa	2005-06-23
	20060211404		Cromp et al.	2006-09-21
	20070021981		Cox, James	2007-01-25
	20070161382		Melinger et al.	2007-07-12
	20070192116		Lovitt, John H.	2007-08-16
	20070209054		Cassanova, Jeffrey	2007-09-06
	20070255785		Hayashi et al.	2007-11-01
	20080046511		Skrenta, Richard	2008-02-21
	20080086219		Evans et al.	2008-04-10
	20080139218		Duan, Xiaoqin	2008-06-12
	20090015467		Kwon et al.	2009-01-15
	20090024726		Jeon et al.	2009-01-22
	20090030927		Cases et al.	2009-01-29
	20090213001		Appelman et al.	2009-08-27
	20090254944		Watson et al.	2009-10-08

OTHER PRIOR ART - NON PATENT LITERATURE DOCUMENTS		
Exr Initials	Include Name of first Author (in CAPITAL LETTERS), title of the article (where appropriate), title of the item (book, magazine, journal, serial, symposium, catalog, etc.), volume-issue number(s), page(s), date (in parentheses). If a book, also include publisher and city and/or county where published.	T_1
	KIM, Ryan, "Hey Baby, want a date?", www.sfgate.com, July 23, 2005, 3 pgs.	
	"Social Networking, What you need to know", INConnect Spring, 2007, www.ena.com, 8 pgs.	
	HALES, David, et al, "Friends for Free: Self Organizing Artificial Social Networks for Trust and Cooperation", University of Bologna, Italy, August 2005, 20 pgs.	
	Dane County Department of Emergency Management Warning System, October 23, 2006, www.countyofDane.com, 10 pgs.	
	"Share your world with ((Echo))MyPlace and CarbonCloud, July 15, 2007, www.thecarbonproject.com, 4 pgs.	
	HARRISON, Jeff, "Location Based Social Networking for Crisis Management", 2006, www.thecarbonproject.com, 24 pgs.unknown month	
	Press Release, "WeatherBug and SendWordNow Launch Smart Notification, Weather Service to Deliver Nation's First Location Based, 2-way Mobile Weather Alerts and Notifications Based on Live WeatherBug Network Data", June 12, 2006, www.aws.com, 6 pgs.	
	PHILLIPS, Brenda D. Ph.D, et al, "Social Science Research Needs: A Focus on Vulnerable Populations, Forecasting and Warnings", February 2006, Hurricane Forecast Socio-economic Workshop, Pomona, CA, 11 pgs.	

Examiner Signature	/Dustin Nguyen/ (04/22/2012)	Date Considered	

T_1 - Place a check mark if complete document is in English; otherwise, place a letter "A" if only an English abstract is attached.

ALL REFERENCES CONSIDERED EXCEPT WHERE LINED THROUGH. /D.N./

Search Notes	Application/Control No.	Applicant(s)/Patent under Reexamination	
	13/274,712	CONA ET AL.	
	Examiner	Art Unit	
	DUSTIN NGUYEN	2454	

SEARCHED			
Class	Subclass	Date	Examiner
709	203, 223	4/15/2012	DN
345	473	4/15/2012	DN

INTERFERENCE SEARCHED			
Class	Subclass	Date	Examiner

SEARCH NOTES (INCLUDING SEARCH STRATEGY)		
	DATE	EXMR
search EAST,		

Index of Claims

Application/Control No.	Applicant(s)/Patent under Reexamination
13/274,712	CONA ET AL.
Examiner	**Art Unit**
DUSTIN NGUYEN	2454

√	Rejected	–	(Through numeral) Cancelled	N	Non-Elected	A	Appeal
=	Allowed	÷	Restricted	I	Interference	O	Objected

Claim		Date								
Final	Original	4/16/12								
	1	v								
	2	v								
	3	v								
	4	v								
	5	v								
	6	v								
	7	v								
	8	v								
	9	v								
	10	v								
	11	v								
	12	v								
	13	v								
	14	v								
	15	v								
	16	v								
	17	v								
	18	v								
	19	v								
	20	v								
	21									
	22									
	23									
	24									
	25									
	26									
	27									
	28									
	29									
	30									
	31									
	32									
	33									
	34									
	35									
	36									
	37									
	38									
	39									
	40									
	41									
	42									
	43									
	44									
	45									
	46									
	47									
	48									
	49									
	50									

Claim		Date								
Final	Original									
	51									
	52									
	53									
	54									
	55									
	56									
	57									
	58									
	59									
	60									
	61									
	62									
	63									
	64									
	65									
	66									
	67									
	68									
	69									
	70									
	71									
	72									
	73									
	74									
	75									
	76									
	77									
	78									
	79									
	80									
	81									
	82									
	83									
	84									
	85									
	86									
	87									
	88									
	89									
	90									
	91									
	92									
	93									
	94									
	95									
	96									
	97									
	98									
	99									
	100									

Claim		Date								
Final	Original									
	101									
	102									
	103									
	104									
	105									
	106									
	107									
	108									
	109									
	110									
	111									
	112									
	113									
	114									
	115									
	116									
	117									
	118									
	119									
	120									
	121									
	122									
	123									
	124									
	125									
	126									
	127									
	128									
	129									
	130									
	131									
	132									
	133									
	134									
	135									
	136									
	137									
	138									
	139									
	140									
	141									
	142									
	143									
	144									
	145									
	146									
	147									
	148									
	149									
	150									

UNITED STATES PATENT AND TRADEMARK OFFICE

UNITED STATES DEPARTMENT OF COMMERCE
United States Patent and Trademark Office
Address: COMMISSIONER FOR PATENTS
P.O. Box 1450
Alexandria, Virginia 22313-1450
www.uspto.gov

BIB DATA SHEET

CONFIRMATION NO. 2965

SERIAL NUMBER	FILING or 371(c) DATE	CLASS	GROUP ART UNIT	ATTORNEY DOCKET NO.
13/274,712	10/17/2011 **RULE**	709	2454	RCL-005-12

APPLICANTS

Thomas Cona, Athens, GA;
Patrick T. Igoe, Philadelphia, PA;
Leonid Kravets, Philadelphia, PA;

**** CONTINUING DATA ***************************

This application is a DIV of 11/924,711 10/26/2007 PAT 8,069,202
which claims benefit of 60/887,843 02/02/2007

**** FOREIGN APPLICATIONS ****************************

**** IF REQUIRED, FOREIGN FILING LICENSE GRANTED ****

10/28/2011

Foreign Priority claimed	☐ Yes ☑ No		STATE OR COUNTRY	SHEETS DRAWINGS	TOTAL CLAIMS	INDEPENDENT CLAIMS
35 USC 119(a-d) conditions met	☐ Yes ☑ No	☐ Met after Allowance				
Verified and Acknowledged	/DUSTIN NGUYEN/ Examiner's Signature	DN Initials	GA	45	20	3

ADDRESS

Carlineo, Spicer & Kee, LLC
2003 S. Easton Road, Suite 208
Doylestown, PA 18901
UNITED STATES

TITLE

Creating a Projection of a Situational Network

FILING FEE RECEIVED		
1250	FEES: Authority has been given in Paper No._____ to charge/credit DEPOSIT ACCOUNT No._____ for following:	☐ All Fees ☐ 1.16 Fees (Filing) ☐ 1.17 Fees (Processing Ext. of time) ☐ 1.18 Fees (Issue) ☐ Other _____ ☐ Credit

PTO/SB/08a (01-10)
Approved for use through 07/31/2012. OMB 0651-0031
U.S. Patent and Trademark Office; U.S. DEPARTMENT OF COMMERCE
Under the Paperwork Reduction Act of 1995, no persons are required to respond to a collection of information unless it contains a valid OMB control number.

INFORMATION DISCLOSURE STATEMENT BY APPLICANT

(Not for submission under 37 CFR 1.99)

Application Number	13274712
Filing Date	2011-10-17
First Named Inventor	CONA, Thomas
Art Unit	2454
Examiner Name	NGUYEN, Dustin
Attorney Docket Number	RCL-005-12

U.S.PATENTS Remove

Examiner Initial*	Cite No	Patent Number	Kind Code[1]	Issue Date	Name of Patentee or Applicant of cited Document	Pages,Columns,Lines where Relevant Passages or Relevant Figures Appear
	1	6542750		2003-04-01	Hendrey	
	2	6970871		2005-11-29	Rayburn, Terry	
	3	7231220		2007-06-12	Reddy et al.	
	4	7245925		2007-07-17	Zellner, Samuel N.	
	5	7676233		2010-03-09	Rehkopf, Thomas W.	

If you wish to add additional U.S. Patent citation information please click the Add button. Add

U.S.PATENT APPLICATION PUBLICATIONS Remove

Examiner Initial*	Cite No	Publication Number	Kind Code[1]	Publication Date	Name of Patentee or Applicant of cited Document	Pages,Columns,Lines where Relevant Passages or Relevant Figures Appear
	1	20030162557		2003-08-28	Shida, Daiki	

INFORMATION DISCLOSURE STATEMENT BY APPLICANT (Not for submission under 37 CFR 1.99)		
	Application Number	13274712
	Filing Date	2011-10-17
	First Named Inventor	CONA, Thomas
	Art Unit	2454
	Examiner Name	NGUYEN, Dustin
	Attorney Docket Number	RCL-005-12

	2	20040023666		2004-02-05	Moon et al.	
	3	20060274743		2006-12-07	Yegin et al.	
	4	20070032247		2007-02-08	Shaffer, et al.	
	5	20090135758		2009-05-28	Alper et al.	

If you wish to add additional U.S. Published Application citation information please click the Add button. Add

FOREIGN PATENT DOCUMENTS Remove

Examiner Initial*	Cite No	Foreign Document Number[3]	Country Code[2] ¡	Kind Code[4]	Publication Date	Name of Patentee or Applicant of cited Document	Pages,Columns,Lines where Relevant Passages or Relevant Figures Appear	T[5]
	1							☐

If you wish to add additional Foreign Patent Document citation information please click the Add button Add

NON-PATENT LITERATURE DOCUMENTS Remove

Examiner Initials*	Cite No	Include name of the author (in CAPITAL LETTERS), title of the article (when appropriate), title of the item (book, magazine, journal, serial, symposium, catalog, etc), date, pages(s), volume-issue number(s), publisher, city and/or country where published.	T[5]
	1		☐

If you wish to add additional non-patent literature document citation information please click the Add button Add

EXAMINER SIGNATURE

Examiner Signature		Date Considered	

*EXAMINER: Initial if reference considered, whether or not citation is in conformance with MPEP 609. Draw line through a citation if not in conformance and not considered. Include copy of this form with next communication to applicant.

INFORMATION DISCLOSURE STATEMENT BY APPLICANT (Not for submission under 37 CFR 1.99)	Application Number	13274712
	Filing Date	2011-10-17
	First Named Inventor	CONA, Thomas
	Art Unit	2454
	Examiner Name	NGUYEN, Dustin
	Attorney Docket Number	RCL-005-12

[1] See Kind Codes of USPTO Patent Documents at www.USPTO.GOV or MPEP 901.04. [2] Enter office that issued the document, by the two-letter code (WIPO Standard ST.3). [3] For Japanese patent documents, the indication of the year of the reign of the Emperor must precede the serial number of the patent document. [4] Kind of document by the appropriate symbols as indicated on the document under WIPO Standard ST.16 if possible. [5] Applicant is to place a check mark here if English language translation is attached.

INFORMATION DISCLOSURE STATEMENT BY APPLICANT (Not for submission under 37 CFR 1.99)	Application Number	13274712
	Filing Date	2011-10-17
	First Named Inventor	CONA, Thomas
	Art Unit	2454
	Examiner Name	NGUYEN, Dustin
	Attorney Docket Number	RCL-005-12

CERTIFICATION STATEMENT

Please see 37 CFR 1.97 and 1.98 to make the appropriate selection(s):

☐ That each item of information contained in the information disclosure statement was first cited in any communication from a foreign patent office in a counterpart foreign application not more than three months prior to the filing of the information disclosure statement. See 37 CFR 1.97(e)(1).

OR

☐ That no item of information contained in the information disclosure statement was cited in a communication from a foreign patent office in a counterpart foreign application, and, to the knowledge of the person signing the certification after making reasonable inquiry, no item of information contained in the information disclosure statement was known to any individual designated in 37 CFR 1.56(c) more than three months prior to the filing of the information disclosure statement. See 37 CFR 1.97(e)(2).

☐ See attached certification statement.

☒ Fee set forth in 37 CFR 1.17 (p) has been submitted herewith.

☐ None

SIGNATURE

A signature of the applicant or representative is required in accordance with CFR 1.33, 10.18. Please see CFR 1.4(d) for the form of the signature.

Signature	/aws/	Date (YYYY-MM-DD)	2012-05-18
Name/Print	Andrew W. Spicer	Registration Number	57,420

This collection of information is required by 37 CFR 1.97 and 1.98. The information is required to obtain or retain a benefit by the public which is to file (and by the USPTO to process) an application. Confidentiality is governed by 35 U.S.C. 122 and 37 CFR 1.14. This collection is estimated to take 1 hour to complete, including gathering, preparing and submitting the completed application form to the USPTO. Time will vary depending upon the individual case. Any comments on the amount of time you require to complete this form and/or suggestions for reducing this burden, should be sent to the Chief Information Officer, U.S. Patent and Trademark Office, U.S. Department of Commerce, P.O. Box 1450, Alexandria, VA 22313-1450. DO NOT SEND FEES OR COMPLETED FORMS TO THIS ADDRESS. **SEND TO: Commissioner for Patents, P.O. Box 1450, Alexandria, VA 22313-1450.**

Privacy Act Statement

The Privacy Act of 1974 (P.L. 93-579) requires that you be given certain information in connection with your submission of the attached form related to a patent application or patent. Accordingly, pursuant to the requirements of the Act, please be advised that: (1) the general authority for the collection of this information is 35 U.S.C. 2(b)(2); (2) furnishing of the information solicited is voluntary; and (3) the principal purpose for which the information is used by the U.S. Patent and Trademark Office is to process and/or examine your submission related to a patent application or patent. If you do not furnish the requested information, the U.S. Patent and Trademark Office may not be able to process and/or examine your submission, which may result in termination of proceedings or abandonment of the application or expiration of the patent.

The information provided by you in this form will be subject to the following routine uses:

1. The information on this form will be treated confidentially to the extent allowed under the Freedom of Information Act (5 U.S.C. 552) and the Privacy Act (5 U.S.C. 552a). Records from this system of records may be disclosed to the Department of Justice to determine whether the Freedom of Information Act requires disclosure of these record s.

2. A record from this system of records may be disclosed, as a routine use, in the course of presenting evidence to a court, magistrate, or administrative tribunal, including disclosures to opposing counsel in the course of settlement negotiations.

3. A record in this system of records may be disclosed, as a routine use, to a Member of Congress submitting a request involving an individual, to whom the record pertains, when the individual has requested assistance from the Member with respect to the subject matter of the record.

4. A record in this system of records may be disclosed, as a routine use, to a contractor of the Agency having need for the information in order to perform a contract. Recipients of information shall be required to comply with the requirements of the Privacy Act of 1974, as amended, pursuant to 5 U.S.C. 552a(m).

5. A record related to an International Application filed under the Patent Cooperation Treaty in this system of records may be disclosed, as a routine use, to the International Bureau of the World Intellectual Property Organization, pursuant to the Patent Cooperation Treaty.

6. A record in this system of records may be disclosed, as a routine use, to another federal agency for purposes of National Security review (35 U.S.C. 181) and for review pursuant to the Atomic Energy Act (42 U.S.C. 218(c)).

7. A record from this system of records may be disclosed, as a routine use, to the Administrator, General Services, or his/her designee, during an inspection of records conducted by GSA as part of that agency's responsibility to recommend improvements in records management practices and programs, under authority of 44 U.S.C. 2904 and 2906. Such disclosure shall be made in accordance with the GSA regulations governing inspection of records for this purpose, and any other relevant (i.e., GSA or Commerce) directive. Such disclosure shall not be used to make determinations about individuals.

8. A record from this system of records may be disclosed, as a routine use, to the public after either publication of the application pursuant to 35 U.S.C. 122(b) or issuance of a patent pursuant to 35 U.S.C. 151. Further, a record may be disclosed, subject to the limitations of 37 CFR 1.14, as a routine use, to the public if the record was filed in an application which became abandoned or in which the proceedings were terminated and which application is referenced by either a published application, an application open to public inspections or an issued patent.

9. A record from this system of records may be disclosed, as a routine use, to a Federal, State, or local law enforcement agency, if the USPTO becomes aware of a violation or potential violation of law or regulation.

Electronic Patent Application Fee Transmittal

Application Number:	13274712
Filing Date:	17-Oct-2011
Title of Invention:	Creating a Projection of a Situational Network
First Named Inventor/Applicant Name:	Thomas Cona
Filer:	Andrew W. Spicer/Elizabeth McGinty
Attorney Docket Number:	RCL-005-12

Filed as Large Entity

Utility under 35 USC 111(a) Filing Fees

Description	Fee Code	Quantity	Amount	Sub-Total in USD($)
Basic Filing:				
Pages:				
Claims:				
Miscellaneous-Filing:				
Petition:				
Patent-Appeals-and-Interference:				
Post-Allowance-and-Post-Issuance:				
Extension-of-Time:				

Description	Fee Code	Quantity	Amount	Sub-Total in USD($)
Miscellaneous:				
Submission- Information Disclosure Stmt	1806	1	180	180
		Total in USD ($)		**180**

Electronic Acknowledgement Receipt

EFS ID:	12816784
Application Number:	13274712
International Application Number:	
Confirmation Number:	2965
Title of Invention:	Creating a Projection of a Situational Network
First Named Inventor/Applicant Name:	Thomas Cona
Customer Number:	81712
Filer:	Andrew W. Spicer/Elizabeth McGinty
Filer Authorized By:	Andrew W. Spicer
Attorney Docket Number:	RCL-005-12
Receipt Date:	18-MAY-2012
Filing Date:	17-OCT-2011
Time Stamp:	16:49:38
Application Type:	Utility under 35 USC 111(a)

Payment information:

Submitted with Payment	yes
Payment Type	Deposit Account
Payment was successfully received in RAM	$180
RAM confirmation Number	3705
Deposit Account	504670
Authorized User	

The Director of the USPTO is hereby authorized to charge indicated fees and credit any overpayment as follows:

Charge any Additional Fees required under 37 C.F.R. Section 1.21 (Miscellaneous fees and charges)

File Listing:

Document Number	Document Description	File Name	File Size(Bytes)/ Message Digest	Multi Part /.zip	Pages (if appl.)
1	Information Disclosure Statement (IDS) Form (SB08)	RCL-005-12_IDS-5-18-12.pdf	612300 548cb5c7fa90b9f8730b9dba43e817eb56cf919c	no	5
Warnings:					
Information:					
2	Fee Worksheet (SB06)	fee-info.pdf	30541 9749a2467c871b5fe6c2fae5ed39d5f1b36ba880	no	2
Warnings:					
Information:					
			Total Files Size (in bytes):	642841	

This Acknowledgement Receipt evidences receipt on the noted date by the USPTO of the indicated documents, characterized by the applicant, and including page counts, where applicable. It serves as evidence of receipt similar to a Post Card, as described in MPEP 503.

New Applications Under 35 U.S.C. 111
If a new application is being filed and the application includes the necessary components for a filing date (see 37 CFR 1.53(b)-(d) and MPEP 506), a Filing Receipt (37 CFR 1.54) will be issued in due course and the date shown on this Acknowledgement Receipt will establish the filing date of the application.

National Stage of an International Application under 35 U.S.C. 371
If a timely submission to enter the national stage of an international application is compliant with the conditions of 35 U.S.C. 371 and other applicable requirements a Form PCT/DO/EO/903 indicating acceptance of the application as a national stage submission under 35 U.S.C. 371 will be issued in addition to the Filing Receipt, in due course.

New International Application Filed with the USPTO as a Receiving Office
If a new international application is being filed and the international application includes the necessary components for an international filing date (see PCT Article 11 and MPEP 1810), a Notification of the International Application Number and of the International Filing Date (Form PCT/RO/105) will be issued in due course, subject to prescriptions concerning national security, and the date shown on this Acknowledgement Receipt will establish the international filing date of the application.

IN THE UNITED STATES PATENT AND TRADEMARK OFFICE

In Re: Patent Application of Thomas Cona et al.

Conf. No.:	2965	:	Group Art Unit:	2454
Appln. No.:	13/274,712	:	Examiner:	Nguyen, Dustin
Filing Date:	17 October 2011	:	Attorney Docket No.:	RCL-005-12

Title: Creating a Projection of a Situational Network

AMENDMENT

This paper is being timely filed in response to the Office Action dated April 25, 2012. Please amend the above-identified patent application, without prejudice, as follows:

REMARKS

Presently, claims 1 – 20 are pending in the application. The specification has been amended to include previously unknown application numbers of corresponding applications. Accordingly, no new matter has been added to the application by the foregoing amendments.

In the absence of any prior art rejection applied against the claims, with the submission of the Terminal Disclaimer herewith, Applicants respectfully submit that the claims are in condition for allowance.

Double Patenting Rejection

The Examiner has rejected claims 1 – 20 under the judicially created doctrine of nonstatutory obviousness-type double patenting. The Examiner asserts that claims 1 – 20 are unpatentable over claims 1 – 10 of U.S. Patent No. 7,711,475 to Cona, et al. (hereinafter "the '475 patent"), claims 1 – 50 of U.S. Patent No. 7,812,717 to Cona, et al. (hereinafter "the '717 patent"), claims 1 – 25 of U.S. Patent No. 8,045,455 to Agronow, et al. (hereinafter "the '455 patent"), and claims 1 – 18 of U.S. Patent No. 8,069,202 to Cona, et al. (hereinafter "the '202 patent").

Although not necessarily agreeing with the Examiner, in order to advance prosecution of the present application, Applicants have submitted herewith a Terminal Disclaimer under 37 C.F.R. §1.321(b), stating that the present application, and the '475, '717, '455, and '202 patents are commonly owned and disclaiming the terminal part of the statutory term of any patent granted on the present application which would extend beyond the full statutory term of the patents granted on the '475, '717, '455, and '202 patents. A statement under 37 C.F.R. 3.73(b), showing chain of title of the present application, is also enclosed herewith. Reconsideration and withdrawal of the Examiner's double patenting rejection of the claims are respectfully requested.

Conclusion

In view of the foregoing remarks, Applicants respectfully submit that the Examiner's rejections have been overcome, and that the application, including claims 1 – 20, is in condition for allowance. Entry of the foregoing amendments, reconsideration and withdrawal of the Examiner's rejections, and an early Notice of Allowance are respectfully requested.

Respectfully submitted,

Date: 7/19/12

By: [signature]

Andrew W. Spicer
Registration No. 57,420
Carlineo, Spicer & Kee, LLC
2003 South Easton Road, Suite 208
Doylestown, PA 18901
267-880-1720

IN THE UNITED STATES PATENT AND TRADEMARK OFFICE

In Re: Patent Application of Thomas Cona et al.

Conf. No.:	2965	:	Group Art Unit:	2454
Appln. No.:	13/274,712	:	Examiner:	Nguyen, Dustin
Filing Date:	17 October 2011	:	Attorney Docket No.:	RCL-005-12

Title: Creating a Projection of a Situational Network

TERMINAL DISCLAIMER AND STATEMENT OF COMMON OWNERSHIP

In accordance with 37 C.F.R. §1.321(b), Petitioner, Resource Consortium Limited, having a place of business at Craigmuir Chambers, Box 71, Road Town, Tortola, British Virgin Islands, represents that it is Assignee of the whole and entire right, title and interest in and to the above-identified application, which is related to U.S. Patent No. 7,711,475 ("the '475 patent"), assigned to Petitioner by an Assignment recorded in the United States Patent and Trademark Office on March 14, 2008, at Reel 020650, Frame 0314; U.S. Patent No. 7,812,717 ("the '717 patent"), assigned to Petitioner by an Assignment recorded in the United States Patent and Trademark Office on January 15, 2008, at Reel 020363, Frame 0684; U.S. Patent No. 8,045,455 ("the '455 patent"), assigned to Petitioner by an Assignment recorded in the United States Patent and Trademark Office on March 14, 2008, at Reel 020650, Frame 0293; and U.S. Patent No. 8,069,292 ("the '292 patent"), assigned to Petitioner by an Assignment recorded in the United States Patent and Trademark Office on February 11, 2008, at Reel 020490, Frames 0369 and 0396. The present application was assigned to Petitioner by an Assignment recorded in the United States Patent and Trademark Office on April 3, 2012, at Reel 027977, Frames 0142 and 0227. Based on a review of evidentiary documents relating to the chain of title from the original owner to Petitioner, the undersigned hereby certifies that to the best of their knowledge and belief, the present application and the '475, '717, '455 and '292 patents are commonly owned by Petitioner.

Petitioner hereby disclaims, except as provided below, the terminal part of the statutory term of any patent granted on the present application which would extend beyond the expiration date of the full statutory term defined in 35 U.S.C. §154 and §173 of any patent granted on the '475, '717, '455 and '292 patents. Petitioner hereby agrees that any patent so granted on the present application shall be enforceable only for and during such period that it and any patent granted on the '475, '717, '455 and '292 patents are commonly owned. This agreement runs with any patent on the present application and is binding upon the grantee, its successors or assigns.

In making the above disclaimer, Petitioner does not disclaim any terminal part of any patent granted on the present application that would extend to the expiration date of the full statutory term defined in 35 U.S.C. §154 and §173 of any patent granted on the '475, '717, '455 and '292 patents, in the event that any patent granted on the '475, '717, '455 and '292 patents later: expires for failure to pay a maintenance fee, is held unenforceable or is found invalid by a court of competent jurisdiction, is statutorily disclaimed in whole or is terminally disclaimed under 37 C.F.R. §1.321, has all claims cancelled by a re-examination certificate, or is in any manner terminated prior to the expiration of its full statutory term.

The undersigned is empowered to act on behalf of Petitioner.

Respectfully submitted,

Date: 7/18/12

Andrew W. Spicer, Esquire
Reg. No. 57,420
Carlineo, Spicer & Kee, LLC
2003 South Easton Road, Suite 208
Doylestown, PA 18901
(267) 880-1720

Customer Number 81712

PTO/SB/08a (01-10)
Approved for use through 07/31/2012. OMB 0651-0031
U.S. Patent and Trademark Office; U.S. DEPARTMENT OF COMMERCE

Under the Paperwork Reduction Act of 1995, no persons are required to respond to a collection of information unless it contains a valid OMB control number.

INFORMATION DISCLOSURE STATEMENT BY APPLICANT

(Not for submission under 37 CFR 1.99)

Application Number	13274712
Filing Date	2011-10-17
First Named Inventor	Thomas Cona
Art Unit	2454
Examiner Name	NGUYEN, DUSTIN
Attorney Docket Number	RCL-005-12

U.S.PATENTS Remove

Examiner Initial*	Cite No	Patent Number	Kind Code[1]	Issue Date	Name of Patentee or Applicant of cited Document	Pages,Columns,Lines where Relevant Passages or Relevant Figures Appear
	1	7557689		2009-07-07	Seddigh, et al	
	2	7860519		2010-12-28	Portman et al	
	3	8036632		2011-10-11	Cona et al	
	4	6947754		2005-09-20	Ogasawara, Kiochi	
	5	7151939		2006-12-19	Sheynblat, Leonid	
	6	7242948		2007-07-10	Fleischer, et al	
	7	7317705		2008-01-08	Hanson, Joel	
	8	7532900		2009-05-12	Wilson, et al	

If you wish to add additional U.S. Patent citation information please click the Add button. Add

INFORMATION DISCLOSURE STATEMENT BY APPLICANT (Not for submission under 37 CFR 1.99)	Application Number	13274712
	Filing Date	2011-10-17
	First Named Inventor	Thomas Cona
	Art Unit	2454
	Examiner Name	NGUYEN, DUSTIN
	Attorney Docket Number	RCL-005-12

U.S.PATENT APPLICATION PUBLICATIONS Remove

Examiner Initial*	Cite No	Publication Number	Kind Code[1]	Publication Date	Name of Patentee or Applicant of cited Document	Pages,Columns,Lines where Relevant Passages or Relevant Figures Appear
	1	20020177428		2002-11-28	Menard, et al	
	2	20060031582		2006-02-09	Pugel, et al	
	3	20060287872		2006-12-21	Simrell, Roy	
	4	20090235305		2009-09-17	Pugel, Michael Anthony	

If you wish to add additional U.S. Published Application citation information please click the Add button. Add

FOREIGN PATENT DOCUMENTS Remove

Examiner Initial*	Cite No	Foreign Document Number[3]	Country Code[2] i	Kind Code[4]	Publication Date	Name of Patentee or Applicant of cited Document	Pages,Columns,Lines where Relevant Passages or Relevant Figures Appear	T[5]
	1							☐

If you wish to add additional Foreign Patent Document citation information please click the Add button Add

NON-PATENT LITERATURE DOCUMENTS Remove

Examiner Initials*	Cite No	Include name of the author (in CAPITAL LETTERS), title of the article (when appropriate), title of the item (book, magazine, journal, serial, symposium, catalog, etc), date, pages(s), volume-issue number(s), publisher, city and/or country where published.	T[5]
	1		☐

If you wish to add additional non-patent literature document citation information please click the Add button Add

INFORMATION DISCLOSURE STATEMENT BY APPLICANT (Not for submission under 37 CFR 1.99)		
	Application Number	13274712
	Filing Date	2011-10-17
	First Named Inventor	Thomas Cona
	Art Unit	2454
	Examiner Name	NGUYEN, DUSTIN
	Attorney Docket Number	RCL-005-12

EXAMINER SIGNATURE			
Examiner Signature		Date Considered	

*EXAMINER: Initial if reference considered, whether or not citation is in conformance with MPEP 609. Draw line through a citation if not in conformance and not considered. Include copy of this form with next communication to applicant.

[1] See Kind Codes of USPTO Patent Documents at www.USPTO.GOV or MPEP 901.04. [2] Enter office that issued the document, by the two-letter code (WIPO Standard ST.3). [3] For Japanese patent documents, the indication of the year of the reign of the Emperor must precede the serial number of the patent document. [4] Kind of document by the appropriate symbols as indicated on the document under WIPO Standard ST.16 if possible. [5] Applicant is to place a check mark here if English language translation is attached.

INFORMATION DISCLOSURE STATEMENT BY APPLICANT (Not for submission under 37 CFR 1.99)	Application Number	13274712
	Filing Date	2011-10-17
	First Named Inventor	Thomas Cona
	Art Unit	2454
	Examiner Name	NGUYEN, DUSTIN
	Attorney Docket Number	RCL-005-12

CERTIFICATION STATEMENT

Please see 37 CFR 1.97 and 1.98 to make the appropriate selection(s):

☐ That each item of information contained in the information disclosure statement was first cited in any communication from a foreign patent office in a counterpart foreign application not more than three months prior to the filing of the information disclosure statement. See 37 CFR 1.97(e)(1).

OR

☒ That no item of information contained in the information disclosure statement was cited in a communication from a foreign patent office in a counterpart foreign application, and, to the knowledge of the person signing the certification after making reasonable inquiry, no item of information contained in the information disclosure statement was known to any individual designated in 37 CFR 1.56(c) more than three months prior to the filing of the information disclosure statement. See 37 CFR 1.97(e)(2).

☐ See attached certification statement.

☐ Fee set forth in 37 CFR 1.17 (p) has been submitted herewith.

☐ None

SIGNATURE

A signature of the applicant or representative is required in accordance with CFR 1.33, 10.18. Please see CFR 1.4(d) for the form of the signature.

Signature	/aws/	Date (YYYY-MM-DD)	2012-07-18
Name/Print	Andrew W. Spicer	Registration Number	57420

This collection of information is required by 37 CFR 1.97 and 1.98. The information is required to obtain or retain a benefit by the public which is to file (and by the USPTO to process) an application. Confidentiality is governed by 35 U.S.C. 122 and 37 CFR 1.14. This collection is estimated to take 1 hour to complete, including gathering, preparing and submitting the completed application form to the USPTO. Time will vary depending upon the individual case. Any comments on the amount of time you require to complete this form and/or suggestions for reducing this burden, should be sent to the Chief Information Officer, U.S. Patent and Trademark Office, U.S. Department of Commerce, P.O. Box 1450, Alexandria, VA 22313-1450. DO NOT SEND FEES OR COMPLETED FORMS TO THIS ADDRESS. **SEND TO: Commissioner for Patents, P.O. Box 1450, Alexandria, VA 22313-1450.**

Privacy Act Statement

The Privacy Act of 1974 (P.L. 93-579) requires that you be given certain information in connection with your submission of the attached form related to a patent application or patent. Accordingly, pursuant to the requirements of the Act, please be advised that: (1) the general authority for the collection of this information is 35 U.S.C. 2(b)(2); (2) furnishing of the information solicited is voluntary; and (3) the principal purpose for which the information is used by the U.S. Patent and Trademark Office is to process and/or examine your submission related to a patent application or patent. If you do not furnish the requested information, the U.S. Patent and Trademark Office may not be able to process and/or examine your submission, which may result in termination of proceedings or abandonment of the application or expiration of the patent.

The information provided by you in this form will be subject to the following routine uses:

1. The information on this form will be treated confidentially to the extent allowed under the Freedom of Information Act (5 U.S.C. 552) and the Privacy Act (5 U.S.C. 552a). Records from this system of records may be disclosed to the Department of Justice to determine whether the Freedom of Information Act requires disclosure of these record s.

2. A record from this system of records may be disclosed, as a routine use, in the course of presenting evidence to a court, magistrate, or administrative tribunal, including disclosures to opposing counsel in the course of settlement negotiations.

3. A record in this system of records may be disclosed, as a routine use, to a Member of Congress submitting a request involving an individual, to whom the record pertains, when the individual has requested assistance from the Member with respect to the subject matter of the record.

4. A record in this system of records may be disclosed, as a routine use, to a contractor of the Agency having need for the information in order to perform a contract. Recipients of information shall be required to comply with the requirements of the Privacy Act of 1974, as amended, pursuant to 5 U.S.C. 552a(m).

5. A record related to an International Application filed under the Patent Cooperation Treaty in this system of records may be disclosed, as a routine use, to the International Bureau of the World Intellectual Property Organization, pursuant to the Patent Cooperation Treaty.

6. A record in this system of records may be disclosed, as a routine use, to another federal agency for purposes of National Security review (35 U.S.C. 181) and for review pursuant to the Atomic Energy Act (42 U.S.C. 218(c)).

7. A record from this system of records may be disclosed, as a routine use, to the Administrator, General Services, or his/her designee, during an inspection of records conducted by GSA as part of that agency's responsibility to recommend improvements in records management practices and programs, under authority of 44 U.S.C. 2904 and 2906. Such disclosure shall be made in accordance with the GSA regulations governing inspection of records for this purpose, and any other relevant (i.e., GSA or Commerce) directive. Such disclosure shall not be used to make determinations about individuals.

8. A record from this system of records may be disclosed, as a routine use, to the public after either publication of the application pursuant to 35 U.S.C. 122(b) or issuance of a patent pursuant to 35 U.S.C. 151. Further, a record may be disclosed, subject to the limitations of 37 CFR 1.14, as a routine use, to the public if the record was filed in an application which became abandoned or in which the proceedings were terminated and which application is referenced by either a published application, an application open to public inspections or an issued patent.

9. A record from this system of records may be disclosed, as a routine use, to a Federal, State, or local law enforcement agency, if the USPTO becomes aware of a violation or potential violation of law or regulation.

Electronic Acknowledgement Receipt

EFS ID:	13281337
Application Number:	13274712
International Application Number:	
Confirmation Number:	2965
Title of Invention:	Creating a Projection of a Situational Network
First Named Inventor/Applicant Name:	Thomas Cona
Customer Number:	81712
Filer:	Andrew W. Spicer/Patti Hespell
Filer Authorized By:	Andrew W. Spicer
Attorney Docket Number:	RCL-005-12
Receipt Date:	18-JUL-2012
Filing Date:	17-OCT-2011
Time Stamp:	14:23:34
Application Type:	Utility under 35 USC 111(a)

Payment information:

Submitted with Payment	no

File Listing:

Document Number	Document Description	File Name	File Size(Bytes)/ Message Digest	Multi Part /.zip	Pages (if appl.)
1		RCL-005-12_RESPONSE_TD.pdf	3540438 80fcd4ccab7e48b64de4b43d3ed6982d089394b5	yes	8

	Multipart Description/PDF files in .zip description		
	Document Description	**Start**	**End**
	Transmittal Letter	1	1
	Assignee showing of ownership per 37 CFR 3.73(b).	2	2
	Terminal Disclaimer Filed	3	4
	Amendment/Req. Reconsideration-After Non-Final Reject	5	5
	Specification	6	6
	Applicant Arguments/Remarks Made in an Amendment	7	8

Warnings:

Information:

2	Information Disclosure Statement (IDS) Form (SB08)	RCL-005-12_IDS_2012-07-18.pdf	612732 8dfb75f50601b95d5b3c67c96b10c13abfdb13fb	no	5

Warnings:

Information:

Total Files Size (in bytes):	4153170

This Acknowledgement Receipt evidences receipt on the noted date by the USPTO of the indicated documents, characterized by the applicant, and including page counts, where applicable. It serves as evidence of receipt similar to a Post Card, as described in MPEP 503.

<u>New Applications Under 35 U.S.C. 111</u>
If a new application is being filed and the application includes the necessary components for a filing date (see 37 CFR 1.53(b)-(d) and MPEP 506), a Filing Receipt (37 CFR 1.54) will be issued in due course and the date shown on this Acknowledgement Receipt will establish the filing date of the application.

<u>National Stage of an International Application under 35 U.S.C. 371</u>
If a timely submission to enter the national stage of an international application is compliant with the conditions of 35 U.S.C. 371 and other applicable requirements a Form PCT/DO/EO/903 indicating acceptance of the application as a national stage submission under 35 U.S.C. 371 will be issued in addition to the Filing Receipt, in due course.

<u>New International Application Filed with the USPTO as a Receiving Office</u>
If a new international application is being filed and the international application includes the necessary components for an international filing date (see PCT Article 11 and MPEP 1810), a Notification of the International Application Number and of the International Filing Date (Form PCT/RO/105) will be issued in due course, subject to prescriptions concerning national security, and the date shown on this Acknowledgement Receipt will establish the international filing date of the application.

IN THE UNITED STATES PATENT AND TRADEMARK OFFICE

In Re: Patent Application of Thomas Cona et al.

Conf. No.:	2965	:	Group Art Unit:	2454
Appln. No.:	13/274,712	:	Examiner:	Nguyen, Dustin
Filing Date:	17 October 2011	:	Attorney Docket No.:	RCL-005-12

Title: Creating a Projection of a Situational Network

TERMINAL DISCLAIMER TRANSMITTAL LETTER

Submitted herewith is a Terminal Disclaimer and Statement of Common Ownership with respect to the above-identified patent application.

☒ Statement Under 37 CFR §3.73(b)

☒ The Commissioner is hereby authorized to charge Deposit Account No. 504670 as noted below.

☒ Statutory disclaimer fee in the amount of $160.00.

☒ Any deficiencies or overpayments in the above-calculated fee.

Respectfully submitted,

Date: 7/18/12

Andrew W. Spicer, Esquire
Reg. No. 57,420
Carlineo, Spicer & Kee, LLC
2003 South Easton Road, Suite 208
Doylestown, PA 18901
(267) 880-1720

Customer Number 81712

IN THE UNITED STATES PATENT AND TRADEMARK OFFICE

In Re: Patent Application of Thomas Cona et al.

Conf. No.:	2965	:	Group Art Unit:	2454
Appln. No.:	13/274,712	:	Examiner:	Nguyen, Dustin
Filing Date:	17 October 2011	:	Attorney Docket No.:	RCL-005-12

Title: Creating a Projection of a Situational Network

STATEMENT UNDER 37 CFR §3.73(b)

Resource Consortium Limited, (a British Virgin Island corporation) states that it is:

☒ the assignee of the entire right, title and interest; or

by virtue of:

☐ An assignment from the inventor(s) of the patent application identified above. The assigned was recorded in the United States Patent and Trademark Office on _____, at Reel _____, Frame _____, or for which a copy thereof is attached.

☒ A chain of title from the inventor(s) of the patent application/patent identified above, to the current assignee as shown below:

An assignment from **Thomas Cona, Patrick T. Igoe** and **Leonid Kravets** to **Resource Consortium Limited**. The document was recorded in the United States Patent and Trademark Office on April 3, 2012 at: Reel 027977, Frame 0142.

An assignment from **Edward A. Ehrlacher** to **Resource Consortium Limited**. The document was recorded in the United States Patent and Trademark Office on April 3, 2012 at: Reel 027977, Frame 0227.

The undersigned (whose title is supplied below) is empowered to sign this statement on behalf of the assignee.

7/18/12
Date

Andrew W. Spicer
Registration No. 57,420
Carlineo, Spicer & Kee, LLC
2003 South Easton Road, Suite 208
Doylestown, PA 18901
267-880-1720

Document code: WFEE

United States Patent and Trademark Office
Sales Receipt for Accounting Date: 07/20/2012

HJEFFERS SALE #00000001 Mailroom Dt: 07/18/2012 504670 13274712
01 FC : 1814 160.00 DA

Amendments to the Specification:

Please replace paragraph [0005] with the following amended paragraph:

-- This application is also related to U.S. Patent Application No. 11/924,706 (now U.S. Patent No. 7,812,717), filed October 26, 2007, entitled *Situational Network*; U.S. Patent Application No. 11/924,711 (now U.S. Patent No 8,069,202), filed October 26, 2007, entitled *Creating a Projection of a Situational Network*; U.S. Patent Application No. 11/924,727 (now U.S. Patent No. 7,711,475), filed October 26, 2007, entitled *Use of a Situational Network in Navigation and Travel*; U.S. Patent Application No. 11/924,731 (now U.S. Patent No. 8,036,632), filed October 26, 2007, entitled *Access of Information using a Situational Network*; U.S. Patent Application No. 11/924,741, filed October 26, 2007, entitled *Searchable Message Board*; U.S. Patent Application No. 11/924,748, filed October 26, 2007, entitled *Targeted Advertising in a Situational Network*; U.S. Patent Application No. 12/731,413 (now U.S. Patent No. 8,000,893), filed March 25, 2010, entitled *Use of a Situational Network for Navigation and Travel;* U.S. Patent Application No. 13/253,374, filed October 5, 2011, entitled *Access of Information Using a Situational Network;* U.S. Patent Application No. 13/274,687 [[_____]], filed October 17, 2011, entitled *Location Based Services in a Situational Network*~~, (Attorney Docket No. RCL-005-10)~~; U.S. Patent Application No. 13/274,696[[_____]], filed October 17, 2011, entitled *Location Based Services in a Situational Network*~~, (Attorney Docket No. RCL-005-11)~~; and U.S. Patent Application No. 13/274,734[[_____]], filed October 17, 2011, entitled *Notifications Using a Situational Network*~~ (Attorney Docket No. RCL-005-13)~~. --

Application Number	Application/Control No.	Applicant(s)/Patent under Reexamination
	13/274,712	CONA ET AL.

Document Code - DISQ	Internal Document – DO NOT MAIL

TERMINAL DISCLAIMER	☒ APPROVED	☐ DISAPPROVED
Date Filed : July 18, 2012	This patent is subject to a Terminal Disclaimer	

Approved/Disapproved by:

Henry D. jefferson

U.S. Patent and Trademark Office

UNITED STATES PATENT AND TRADEMARK OFFICE

UNITED STATES DEPARTMENT OF COMMERCE
United States Patent and Trademark Office
Address: COMMISSIONER FOR PATENTS
P.O. Box 1450
Alexandria, Virginia 22313-1450
www.uspto.gov

NOTICE OF ALLOWANCE AND FEE(S) DUE

81712 7590 08/09/2012
Carlineo, Spicer & Kee, LLC
2003 S. Easton Road, Suite 208
Doylestown, PA 18901

EXAMINER
NGUYEN, DUSTIN

ART UNIT	PAPER NUMBER
2446	

DATE MAILED: 08/09/2012

APPLICATION NO.	FILING DATE	FIRST NAMED INVENTOR	ATTORNEY DOCKET NO.	CONFIRMATION NO.
13/274,712	10/17/2011	Thomas Cona	RCL-005-12	2965

TITLE OF INVENTION: CREATING A PROJECTION OF A SITUATIONAL NETWORK

APPLN. TYPE	SMALL ENTITY	ISSUE FEE DUE	PUBLICATION FEE DUE	PREV. PAID ISSUE FEE	TOTAL FEE(S) DUE	DATE DUE
nonprovisional	NO	$1740	$0	$0	$1740	11/09/2012

THE APPLICATION IDENTIFIED ABOVE HAS BEEN EXAMINED AND IS ALLOWED FOR ISSUANCE AS A PATENT. PROSECUTION ON THE MERITS IS CLOSED. THIS NOTICE OF ALLOWANCE IS NOT A GRANT OF PATENT RIGHTS. THIS APPLICATION IS SUBJECT TO WITHDRAWAL FROM ISSUE AT THE INITIATIVE OF THE OFFICE OR UPON PETITION BY THE APPLICANT. SEE 37 CFR 1.313 AND MPEP 1308.

THE ISSUE FEE AND PUBLICATION FEE (IF REQUIRED) MUST BE PAID WITHIN THREE MONTHS FROM THE MAILING DATE OF THIS NOTICE OR THIS APPLICATION SHALL BE REGARDED AS ABANDONED. THIS STATUTORY PERIOD CANNOT BE EXTENDED. SEE 35 U.S.C. 151. THE ISSUE FEE DUE INDICATED ABOVE DOES NOT REFLECT A CREDIT FOR ANY PREVIOUSLY PAID ISSUE FEE IN THIS APPLICATION. IF AN ISSUE FEE HAS PREVIOUSLY BEEN PAID IN THIS APPLICATION (AS SHOWN ABOVE), THE RETURN OF PART B OF THIS FORM WILL BE CONSIDERED A REQUEST TO REAPPLY THE PREVIOUSLY PAID ISSUE FEE TOWARD THE ISSUE FEE NOW DUE.

HOW TO REPLY TO THIS NOTICE:

I. Review the SMALL ENTITY status shown above.

If the SMALL ENTITY is shown as YES, verify your current SMALL ENTITY status:

A. If the status is the same, pay the TOTAL FEE(S) DUE shown above.

B. If the status above is to be removed, check box 5b on Part B - Fee(s) Transmittal and pay the PUBLICATION FEE (if required) and twice the amount of the ISSUE FEE shown above, or

If the SMALL ENTITY is shown as NO:

A. Pay TOTAL FEE(S) DUE shown above, or

B. If applicant claimed SMALL ENTITY status before, or is now claiming SMALL ENTITY status, check box 5a on Part B - Fee(s) Transmittal and pay the PUBLICATION FEE (if required) and 1/2 the ISSUE FEE shown above.

II. PART B - FEE(S) TRANSMITTAL, or its equivalent, must be completed and returned to the United States Patent and Trademark Office (USPTO) with your ISSUE FEE and PUBLICATION FEE (if required). If you are charging the fee(s) to your deposit account, section "4b" of Part B - Fee(s) Transmittal should be completed and an extra copy of the form should be submitted. If an equivalent of Part B is filed, a request to reapply a previously paid issue fee must be clearly made, and delays in processing may occur due to the difficulty in recognizing the paper as an equivalent of Part B.

III. All communications regarding this application must give the application number. Please direct all communications prior to issuance to Mail Stop ISSUE FEE unless advised to the contrary.

IMPORTANT REMINDER: Utility patents issuing on applications filed on or after Dec. 12, 1980 may require payment of maintenance fees. It is patentee's responsibility to ensure timely payment of maintenance fees when due.

PART B - FEE(S) TRANSMITTAL

Complete and send this form, together with applicable fee(s), to: Mail **Mail Stop ISSUE FEE**
Commissioner for Patents
P.O. Box 1450
Alexandria, Virginia 22313-1450
or Fax (571)-273-2885

INSTRUCTIONS: This form should be used for transmitting the ISSUE FEE and PUBLICATION FEE (if required). Blocks 1 through 5 should be completed where appropriate. All further correspondence including the Patent, advance orders and notification of maintenance fees will be mailed to the current correspondence address as indicated unless corrected below or directed otherwise in Block 1, by (a) specifying a new correspondence address; and/or (b) indicating a separate "FEE ADDRESS" for maintenance fee notifications.

CURRENT CORRESPONDENCE ADDRESS (Note: Use Block 1 for any change of address)

81712 7590 08/09/2012
Carlineo, Spicer & Kee, LLC
2003 S. Easton Road, Suite 208
Doylestown, PA 18901

Note: A certificate of mailing can only be used for domestic mailings of the Fee(s) Transmittal. This certificate cannot be used for any other accompanying papers. Each additional paper, such as an assignment or formal drawing, must have its own certificate of mailing or transmission.

Certificate of Mailing or Transmission
I hereby certify that this Fee(s) Transmittal is being deposited with the United States Postal Service with sufficient postage for first class mail in an envelope addressed to the Mail Stop ISSUE FEE address above, or being facsimile transmitted to the USPTO (571) 273-2885, on the date indicated below.

(Depositor's name)
(Signature)
(Date)

APPLICATION NO.	FILING DATE	FIRST NAMED INVENTOR	ATTORNEY DOCKET NO.	CONFIRMATION NO.
13/274,712	10/17/2011	Thomas Cona	RCL-005-12	2965

TITLE OF INVENTION: CREATING A PROJECTION OF A SITUATIONAL NETWORK

APPLN. TYPE	SMALL ENTITY	ISSUE FEE DUE	PUBLICATION FEE DUE	PREV. PAID ISSUE FEE	TOTAL FEE(S) DUE	DATE DUE
nonprovisional	NO	$1740	$0	$0	$1740	11/09/2012

EXAMINER	ART UNIT	CLASS-SUBCLASS
NGUYEN, DUSTIN	2446	709-200000

1. Change of correspondence address or indication of "Fee Address" (37 CFR 1.363).
❑ Change of correspondence address (or Change of Correspondence Address form PTO/SB/122) attached.
❑ "Fee Address" indication (or "Fee Address" Indication form PTO/SB/47; Rev 03-02 or more recent) attached. **Use of a Customer Number is required.**

2. For printing on the patent front page, list
(1) the names of up to 3 registered patent attorneys or agents OR, alternatively,
(2) the name of a single firm (having as a member a registered attorney or agent) and the names of up to 2 registered patent attorneys or agents. If no name is listed, no name will be printed.
1_____
2_____
3_____

3. ASSIGNEE NAME AND RESIDENCE DATA TO BE PRINTED ON THE PATENT (print or type)

PLEASE NOTE: Unless an assignee is identified below, no assignee data will appear on the patent. If an assignee is identified below, the document has been filed for recordation as set forth in 37 CFR 3.11. Completion of this form is NOT a substitute for filing an assignment.

(A) NAME OF ASSIGNEE (B) RESIDENCE: (CITY and STATE OR COUNTRY)

Please check the appropriate assignee category or categories (will not be printed on the patent) : ❑ Individual ❑ Corporation or other private group entity ❑ Government

4a. The following fee(s) are submitted:
❑ Issue Fee
❑ Publication Fee (No small entity discount permitted)
❑ Advance Order - # of Copies _____

4b. Payment of Fee(s): (**Please first reapply any previously paid issue fee shown above**)
❑ A check is enclosed.
❑ Payment by credit card. Form PTO-2038 is attached.
❑ The Director is hereby authorized to charge the required fee(s), any deficiency, or credit any overpayment, to Deposit Account Number _____ (enclose an extra copy of this form).

5. **Change in Entity Status** (from status indicated above)
❑ a. Applicant claims SMALL ENTITY status. See 37 CFR 1.27. ❑ b. Applicant is no longer claiming SMALL ENTITY status. See 37 CFR 1.27(g)(2).

NOTE: The Issue Fee and Publication Fee (if required) will not be accepted from anyone other than the applicant; a registered attorney or agent; or the assignee or other party in interest as shown by the records of the United States Patent and Trademark Office.

Authorized Signature _____ Date _____

Typed or printed name _____ Registration No. _____

This collection of information is required by 37 CFR 1.311. The information is required to obtain or retain a benefit by the public which is to file (and by the USPTO to process) an application. Confidentiality is governed by 35 U.S.C. 122 and 37 CFR 1.14. This collection is estimated to take 12 minutes to complete, including gathering, preparing, and submitting the completed application form to the USPTO. Time will vary depending upon the individual case. Any comments on the amount of time you require to complete this form and/or suggestions for reducing this burden, should be sent to the Chief Information Officer, U.S. Patent and Trademark Office, U.S. Department of Commerce, P.O. Box 1450, Alexandria, Virginia 22313-1450. DO NOT SEND FEES OR COMPLETED FORMS TO THIS ADDRESS. SEND TO: Commissioner for Patents, P.O. Box 1450, Alexandria, Virginia 22313-1450.

Under the Paperwork Reduction Act of 1995, no persons are required to respond to a collection of information unless it displays a valid OMB control number.

UNITED STATES PATENT AND TRADEMARK OFFICE

UNITED STATES DEPARTMENT OF COMMERCE
United States Patent and Trademark Office
Address: COMMISSIONER FOR PATENTS
P.O. Box 1450
Alexandria, Virginia 22313-1450
www.uspto.gov

APPLICATION NO.	FILING DATE	FIRST NAMED INVENTOR	ATTORNEY DOCKET NO.	CONFIRMATION NO.
13/274,712	10/17/2011	Thomas Cona	RCL-005-12	2965

81712 7590 08/09/2012
Carlineo, Spicer & Kee, LLC
2003 S. Easton Road, Suite 208
Doylestown, PA 18901

EXAMINER
NGUYEN, DUSTIN

ART UNIT	PAPER NUMBER
2446	

DATE MAILED: 08/09/2012

Determination of Patent Term Adjustment under 35 U.S.C. 154 (b)
(application filed on or after May 29, 2000)

The Patent Term Adjustment to date is 0 day(s). If the issue fee is paid on the date that is three months after the mailing date of this notice and the patent issues on the Tuesday before the date that is 28 weeks (six and a half months) after the mailing date of this notice, the Patent Term Adjustment will be 0 day(s).

If a Continued Prosecution Application (CPA) was filed in the above-identified application, the filing date that determines Patent Term Adjustment is the filing date of the most recent CPA.

Applicant will be able to obtain more detailed information by accessing the Patent Application Information Retrieval (PAIR) WEB site (http://pair.uspto.gov).

Any questions regarding the Patent Term Extension or Adjustment determination should be directed to the Office of Patent Legal Administration at (571)-272-7702. Questions relating to issue and publication fee payments should be directed to the Customer Service Center of the Office of Patent Publication at 1-(888)-786-0101 or (571)-272-4200.

Privacy Act Statement

The Privacy Act of 1974 (P.L. 93-579) requires that you be given certain information in connection with your submission of the attached form related to a patent application or patent. Accordingly, pursuant to the requirements of the Act, please be advised that: (1) the general authority for the collection of this information is 35 U.S.C. 2(b)(2); (2) furnishing of the information solicited is voluntary; and (3) the principal purpose for which the information is used by the U.S. Patent and Trademark Office is to process and/or examine your submission related to a patent application or patent. If you do not furnish the requested information, the U.S. Patent and Trademark Office may not be able to process and/or examine your submission, which may result in termination of proceedings or abandonment of the application or expiration of the patent.

The information provided by you in this form will be subject to the following routine uses:

1. The information on this form will be treated confidentially to the extent allowed under the Freedom of Information Act (5 U.S.C. 552) and the Privacy Act (5 U.S.C 552a). Records from this system of records may be disclosed to the Department of Justice to determine whether disclosure of these records is required by the Freedom of Information Act.
2. A record from this system of records may be disclosed, as a routine use, in the course of presenting evidence to a court, magistrate, or administrative tribunal, including disclosures to opposing counsel in the course of settlement negotiations.
3. A record in this system of records may be disclosed, as a routine use, to a Member of Congress submitting a request involving an individual, to whom the record pertains, when the individual has requested assistance from the Member with respect to the subject matter of the record.
4. A record in this system of records may be disclosed, as a routine use, to a contractor of the Agency having need for the information in order to perform a contract. Recipients of information shall be required to comply with the requirements of the Privacy Act of 1974, as amended, pursuant to 5 U.S.C. 552a(m).
5. A record related to an International Application filed under the Patent Cooperation Treaty in this system of records may be disclosed, as a routine use, to the International Bureau of the World Intellectual Property Organization, pursuant to the Patent Cooperation Treaty.
6. A record in this system of records may be disclosed, as a routine use, to another federal agency for purposes of National Security review (35 U.S.C. 181) and for review pursuant to the Atomic Energy Act (42 U.S.C. 218(c)).
7. A record from this system of records may be disclosed, as a routine use, to the Administrator, General Services, or his/her designee, during an inspection of records conducted by GSA as part of that agency's responsibility to recommend improvements in records management practices and programs, under authority of 44 U.S.C. 2904 and 2906. Such disclosure shall be made in accordance with the GSA regulations governing inspection of records for this purpose, and any other relevant (i.e., GSA or Commerce) directive. Such disclosure shall not be used to make determinations about individuals.
8. A record from this system of records may be disclosed, as a routine use, to the public after either publication of the application pursuant to 35 U.S.C. 122(b) or issuance of a patent pursuant to 35 U.S.C. 151. Further, a record may be disclosed, subject to the limitations of 37 CFR 1.14, as a routine use, to the public if the record was filed in an application which became abandoned or in which the proceedings were terminated and which application is referenced by either a published application, an application open to public inspection or an issued patent.
9. A record from this system of records may be disclosed, as a routine use, to a Federal, State, or local law enforcement agency, if the USPTO becomes aware of a violation or potential violation of law or regulation.

Notice of Allowability	Application No.	Applicant(s)	
	13/274,712	CONA ET AL.	
	Examiner	Art Unit	
	DUSTIN NGUYEN	2446	

-- The MAILING DATE of this communication appears on the cover sheet with the correspondence address--

All claims being allowable, PROSECUTION ON THE MERITS IS (OR REMAINS) CLOSED in this application. If not included herewith (or previously mailed), a Notice of Allowance (PTOL-85) or other appropriate communication will be mailed in due course. **THIS NOTICE OF ALLOWABILITY IS NOT A GRANT OF PATENT RIGHTS.** This application is subject to withdrawal from issue at the initiative of the Office or upon petition by the applicant. See 37 CFR 1.313 and MPEP 1308.

1. ☒ This communication is responsive to *07/18/2012*.

2. ☐ An election was made by the applicant in response to a restriction requirement set forth during the interview on _____; the restriction requirement and election have been incorporated into this action.

3. ☒ The allowed claim(s) is/are *1-20*.

4. ☐ Acknowledgment is made of a claim for foreign priority under 35 U.S.C. § 119(a)-(d) or (f).
   a) ☐ All b) ☐ Some* c) ☐ None of the:
      1. ☐ Certified copies of the priority documents have been received.
      2. ☐ Certified copies of the priority documents have been received in Application No. _____ .
      3. ☐ Copies of the certified copies of the priority documents have been received in this national stage application from the International Bureau (PCT Rule 17.2(a)).

   * Certified copies not received: _____.

Applicant has THREE MONTHS FROM THE "MAILING DATE" of this communication to file a reply complying with the requirements noted below. Failure to timely comply will result in ABANDONMENT of this application.
THIS THREE-MONTH PERIOD IS NOT EXTENDABLE.

5. ☐ A SUBSTITUTE OATH OR DECLARATION must be submitted. Note the attached EXAMINER'S AMENDMENT or NOTICE OF INFORMAL PATENT APPLICATION (PTO-152) which gives reason(s) why the oath or declaration is deficient.

6. ☐ CORRECTED DRAWINGS (as "replacement sheets") must be submitted.
   (a) ☐ including changes required by the Notice of Draftsperson's Patent Drawing Review (PTO-948) attached
      1) ☐ hereto or 2) ☐ to Paper No./Mail Date _____.
   (b) ☐ including changes required by the attached Examiner's Amendment / Comment or in the Office action of Paper No./Mail Date _____.

   Identifying indicia such as the application number (see 37 CFR 1.84(c)) should be written on the drawings in the front (not the back) of each sheet. Replacement sheet(s) should be labeled as such in the header according to 37 CFR 1.121(d).

7. ☐ DEPOSIT OF and/or INFORMATION about the deposit of BIOLOGICAL MATERIAL must be submitted. Note the attached Examiner's comment regarding REQUIREMENT FOR THE DEPOSIT OF BIOLOGICAL MATERIAL.

Attachment(s)

1. ☐ Notice of References Cited (PTO-892)
2. ☐ Notice of Draftperson's Patent Drawing Review (PTO-948)
3. ☒ Information Disclosure Statements (PTO/SB/08), Paper No./Mail Date 05/18/12, 07/18/12
4. ☐ Examiner's Comment Regarding Requirement for Deposit of Biological Material
5. ☐ Notice of Informal Patent Application
6. ☐ Interview Summary (PTO-413), Paper No./Mail Date _____ .
7. ☐ Examiner's Amendment/Comment
8. ☐ Examiner's Statement of Reasons for Allowance
9. ☐ Other _____.

/DUSTIN NGUYEN/
Primary Examiner, Art Unit 2446

PTO/SB/08a (01-10)
Approved for use through 07/31/2012. OMB 0651-0031
U.S. Patent and Trademark Office; U.S. DEPARTMENT OF COMMERCE
Under the Paperwork Reduction Act of 1995, no persons are required to respond to a collection of information unless it contains a valid OMB control number.

INFORMATION DISCLOSURE STATEMENT BY APPLICANT

(Not for submission under 37 CFR 1.99)

Application Number	13274712
Filing Date	2011-10-17
First Named Inventor	CONA, Thomas
Art Unit	2454
Examiner Name	NGUYEN, Dustin
Attorney Docket Number	RCL-005-12

U.S.PATENTS Remove

Examiner Initial*	Cite No	Patent Number	Kind Code[1]	Issue Date	Name of Patentee or Applicant of cited Document	Pages,Columns,Lines where Relevant Passages or Relevant Figures Appear
	1	6542750		2003-04-01	Hendrey	
	2	6970871		2005-11-29	Rayburn, Terry	
	3	7231220		2007-06-12	Reddy et al.	
	4	7245925		2007-07-17	Zellner, Samuel N.	
	5	7676233		2010-03-09	Rehkopf, Thomas W.	

If you wish to add additional U.S. Patent citation information please click the Add button. Add

U.S.PATENT APPLICATION PUBLICATIONS Remove

Examiner Initial*	Cite No	Publication Number	Kind Code[1]	Publication Date	Name of Patentee or Applicant of cited Document	Pages,Columns,Lines where Relevant Passages or Relevant Figures Appear
	1	20030162557		2003-08-28	Shida, Daiki	

ALL REFERENCES CONSIDERED EXCEPT WHERE LINED THROUGH. /D.N./

INFORMATION DISCLOSURE STATEMENT BY APPLICANT (Not for submission under 37 CFR 1.99)	Application Number	13274712
	Filing Date	2011-10-17
	First Named Inventor	CONA, Thomas
	Art Unit	2454
	Examiner Name	NGUYEN, Dustin
	Attorney Docket Number	RCL-005-12

	2	20040023666		2004-02-05	Moon et al.	
	3	20060274743		2006-12-07	Yegin et al.	
	4	20070032247		2007-02-08	Shaffer, et al.	
	5	20090135758		2009-05-28	Alper et al.	

If you wish to add additional U.S. Published Application citation information please click the Add button. Add

FOREIGN PATENT DOCUMENTS Remove

Examiner Initial*	Cite No	Foreign Document Number[3]	Country Code[2] ¡	Kind Code[4]	Publication Date	Name of Patentee or Applicant of cited Document	Pages,Columns,Lines where Relevant Passages or Relevant Figures Appear	T[5]
	1							☐

If you wish to add additional Foreign Patent Document citation information please click the Add button Add

NON-PATENT LITERATURE DOCUMENTS Remove

Examiner Initials*	Cite No	Include name of the author (in CAPITAL LETTERS), title of the article (when appropriate), title of the item (book, magazine, journal, serial, symposium, catalog, etc), date, pages(s), volume-issue number(s), publisher, city and/or country where published.	T[5]
	1		☐

If you wish to add additional non-patent literature document citation information please click the Add button Add

EXAMINER SIGNATURE

Examiner Signature	/Dustin Nguyen/ (07/28/2012)	Date Considered	

*EXAMINER: Initial if reference considered, whether or not citation is in conformance with MPEP 609. Draw line through a citation if not in conformance and not considered. Include copy of this form with next communication to applicant.

EFS Web 2.1.17 ALL REFERENCES CONSIDERED EXCEPT WHERE LINED THROUGH. /D.N./

Index of Claims

Application/Control No.	Applicant(s)/Patent under Reexamination
13/274,712	CONA ET AL.
Examiner	**Art Unit**
DUSTIN NGUYEN	2446

√	Rejected	–	(Through numeral) Cancelled	N	Non-Elected	A	Appeal
=	Allowed	÷	Restricted	I	Interference	O	Objected

Claim		Date								
Final	Original	7/26/12								
1	1	=								
2	2	=								
3	3	=								
4	4	=								
5	5	=								
6	6	=								
7	7	=								
8	8	=								
9	9	=								
10	10	=								
11	11	=								
12	12	=								
13	13	=								
14	14	=								
15	15	=								
16	16	=								
17	17	=								
18	18	=								
19	19	=								
20	20	=								
	21									
	22									
	23									
	24									
	25									
	26									
	27									
	28									
	29									
	30									
	31									
	32									
	33									
	34									
	35									
	36									
	37									
	38									
	39									
	40									
	41									
	42									
	43									
	44									
	45									
	46									
	47									
	48									
	49									
	50									

Claim		Date								
Final	Original									
	51									
	52									
	53									
	54									
	55									
	56									
	57									
	58									
	59									
	60									
	61									
	62									
	63									
	64									
	65									
	66									
	67									
	68									
	69									
	70									
	71									
	72									
	73									
	74									
	75									
	76									
	77									
	78									
	79									
	80									
	81									
	82									
	83									
	84									
	85									
	86									
	87									
	88									
	89									
	90									
	91									
	92									
	93									
	94									
	95									
	96									
	97									
	98									
	99									
	100									

Claim		Date								
Final	Original									
	101									
	102									
	103									
	104									
	105									
	106									
	107									
	108									
	109									
	110									
	111									
	112									
	113									
	114									
	115									
	116									
	117									
	118									
	119									
	120									
	121									
	122									
	123									
	124									
	125									
	126									
	127									
	128									
	129									
	130									
	131									
	132									
	133									
	134									
	135									
	136									
	137									
	138									
	139									
	140									
	141									
	142									
	143									
	144									
	145									
	146									
	147									
	148									
	149									
	150									

Search Notes	Application/Control No.	Applicant(s)/Patent under Reexamination
	13/274,712	CONA ET AL.
	Examiner	**Art Unit**
	DUSTIN NGUYEN	2446

SEARCHED			
Class	Subclass	Date	Examiner

INTERFERENCE SEARCHED			
Class	Subclass	Date	Examiner
709	**200**	7/25/2012	**DN**
340	8.1, 988	7/25/2012	DN
345	419	7/25/2012	DN

SEARCH NOTES (INCLUDING SEARCH STRATEGY)		
	DATE	EXMR
update EAST search, search result from related cases	7/25/2012	DN
inventor search	7/25/2012	DN

Issue Classification	Application/Control No. 13/274,712	Applicant(s)/Patent under Reexamination CONA ET AL.
	Examiner DUSTIN NGUYEN	Art Unit 2446

ISSUE CLASSIFICATION

ORIGINAL		INTERNATIONAL CLASSIFICATION									
CLASS	SUBCLASS	CLAIMED					NON-CLAIMED				
709	200	G	06	F	15	/16					/
CROSS REFERENCES						/					/
CLASS	SUBCLASS (ONE SUBCLASS PER BLOCK)										
345	419					/					/
340	8.1	988				/					/
						/					/
						/					/
						/					/

(Assistant Examiner) (Date)	/DUSTIN NGUYEN/ 07/25/2012	Total Claims Allowed: 20
(Legal Instruments Examiner) (Date)	(Primary Examiner) (Date)	O.G. Print Claim(s): 1 / O.G. Print Fig.: 1

☐ Claims renumbered in the same order as presented by applicant ☐ CPA ☒ T.D. ☐ R.1.47

Final	Original	Final	Original	Final	Original	Final	Original	Final	Original	Final	Original	Final	Original
1	1		31		61		91		121		151		181
2	2		32		62		92		122		152		182
3	3		33		63		93		123		153		183
4	4		34		64		94		124		154		184
5	5		35		65		95		125		155		185
6	6		36		66		96		126		156		186
7	7		37		67		97		127		157		187
8	8		38		68		98		128		158		188
9	9		39		69		99		129		159		189
10	10		40		70		100		130		160		190
11	11		41		71		101		131		161		191
12	12		42		72		102		132		162		192
13	13		43		73		103		133		163		193
14	14		44		74		104		134		164		194
15	15		45		75		105		135		165		195
16	16		46		76		106		136		166		196
17	17		47		77		107		137		167		197
8	18		48		78		108		138		168		198
19	19		49		79		109		139		169		199
20	20		50		80		110		140		170		200
	21		51		81		111		141		171		201
	22		52		82		112		142		172		202
	23		53		83		113		143		173		203
	24		54		84		114		144		174		204
	25		55		85		115		145		175		205
	26		56		86		116		146		176		206
	27		57		87		117		147		177		207
	28		58		88		118		148		178		208
	29		59		89		119		149		179		209
	30		60		90		120		150		180		210

PTO/SB/08a (01-10)
Approved for use through 07/31/2012. OMB 0651-0031
U.S. Patent and Trademark Office; U.S. DEPARTMENT OF COMMERCE
Under the Paperwork Reduction Act of 1995, no persons are required to respond to a collection of information unless it contains a valid OMB control number.

INFORMATION DISCLOSURE STATEMENT BY APPLICANT

(Not for submission under 37 CFR 1.99)

Application Number	13274712
Filing Date	2011-10-17
First Named Inventor	Thomas Cona
Art Unit	2454
Examiner Name	NGUYEN, DUSTIN
Attorney Docket Number	RCL-005-12

U.S.PATENTS Remove

Examiner Initial*	Cite No	Patent Number	Kind Code[1]	Issue Date	Name of Patentee or Applicant of cited Document	Pages,Columns,Lines where Relevant Passages or Relevant Figures Appear
	1	7557689		2009-07-07	Seddigh, et al	
	2	7860519		2010-12-28	Portman et al	
	3	8036632		2011-10-11	Cona et al	
	4	6947754		2005-09-20	Ogasawara, Kiochi	
	5	7151939		2006-12-19	Sheynblat, Leonid	
	6	7242948		2007-07-10	Fleischer, et al	
	7	7317705		2008-01-08	Hanson, Joel	
	8	7532900		2009-05-12	Wilson, et al	

If you wish to add additional U.S. Patent citation information please click the Add button. Add

ALL REFERENCES CONSIDERED EXCEPT WHERE LINED THROUGH. /D.N./

INFORMATION DISCLOSURE STATEMENT BY APPLICANT (Not for submission under 37 CFR 1.99)		
	Application Number	13274712
	Filing Date	2011-10-17
	First Named Inventor	Thomas Cona
	Art Unit	2454
	Examiner Name	NGUYEN, DUSTIN
	Attorney Docket Number	RCL-005-12

U.S.PATENT APPLICATION PUBLICATIONS Remove

Examiner Initial*	Cite No	Publication Number	Kind Code[1]	Publication Date	Name of Patentee or Applicant of cited Document	Pages,Columns,Lines where Relevant Passages or Relevant Figures Appear
	1	20020177428		2002-11-28	Menard, et al	
	2	20060031582		2006-02-09	Pugel, et al	
	3	20060287872		2006-12-21	Simrell, Roy	
	4	20090235305		2009-09-17	Pugel, Michael Anthony	

If you wish to add additional U.S. Published Application citation information please click the Add button. Add

FOREIGN PATENT DOCUMENTS Remove

Examiner Initial*	Cite No	Foreign Document Number[3]	Country Code[2] i	Kind Code[4]	Publication Date	Name of Patentee or Applicant of cited Document	Pages,Columns,Lines where Relevant Passages or Relevant Figures Appear	T[5]
	1							☐

If you wish to add additional Foreign Patent Document citation information please click the Add button Add

NON-PATENT LITERATURE DOCUMENTS Remove

Examiner Initials*	Cite No	Include name of the author (in CAPITAL LETTERS), title of the article (when appropriate), title of the item (book, magazine, journal, serial, symposium, catalog, etc), date, pages(s), volume-issue number(s), publisher, city and/or country where published.	T[5]
	1		☐

If you wish to add additional non-patent literature document citation information please click the Add button Add

EFS Web 2.1.17 ALL REFERENCES CONSIDERED EXCEPT WHERE LINED THROUGH. /D.N./

INFORMATION DISCLOSURE STATEMENT BY APPLICANT (Not for submission under 37 CFR 1.99)	Application Number	13274712
	Filing Date	2011-10-17
	First Named Inventor	Thomas Cona
	Art Unit	2454
	Examiner Name	NGUYEN, DUSTIN
	Attorney Docket Number	RCL-005-12

EXAMINER SIGNATURE			
Examiner Signature	/Dustin Nguyen/ (07/28/2012)	Date Considered	

*EXAMINER: Initial if reference considered, whether or not citation is in conformance with MPEP 609. Draw line through a citation if not in conformance and not considered. Include copy of this form with next communication to applicant.

[1] See Kind Codes of USPTO Patent Documents at www.USPTO.GOV or MPEP 901.04. [2] Enter office that issued the document, by the two-letter code (WIPO Standard ST.3). [3] For Japanese patent documents, the indication of the year of the reign of the Emperor must precede the serial number of the patent document. [4] Kind of document by the appropriate symbols as indicated on the document under WIPO Standard ST.16 if possible. [5] Applicant is to place a check mark here if English language translation is attached.

ALL REFERENCES CONSIDERED EXCEPT WHERE LINED THROUGH. /D.N./

EAST Search History

EAST Search History (Prior Art)

Ref #	Hits	Search Query	DBs	Default Operator	Plurals	Time Stamp
L1	308	(situation near5 network) and (present$6 near4 (node or device)) and (geographic near4 location) and invit$5	US-PGPUB; USPAT; EPO; JPO; DERWENT	OR	ON	2012/07/29 15:27
L2	29	(situation near5 network) and (invit$6 near4 (node or device)) and (geographic near4 location)	US-PGPUB; USPAT; EPO; JPO; DERWENT	OR	ON	2012/07/29 15:27
L4	6	(situation near5 network) and (form$3 near4 project$3 near4 (node or device)) and (geographic near4 location)	US-PGPUB; USPAT; EPO; JPO; DERWENT	OR	ON	2012/07/29 15:28
L6	0	(situation near5 network) and (invit$5 near4 project$3 near4 (node or device)) and (geographic near4 location)	US-PGPUB; USPAT; EPO; JPO; DERWENT	OR	ON	2012/07/29 15:29
S1	441	(situation near5 network).clm.	US-PGPUB; USPAT; EPO; JPO; DERWENT	OR	ON	2012/04/13 15:12
S2	55	(situation near5 network same node).clm.	US-PGPUB; USPAT; EPO; JPO; DERWENT	OR	ON	2012/04/13 15:12
S3	1	(situation near5 network same node same projection).clm.	US-PGPUB; USPAT; EPO; JPO; DERWENT	OR	ON	2012/04/13 15:13
S4	2	(situation near5 network same node same geographic).clm.	US-PGPUB; USPAT; EPO; JPO; DERWENT	OR	ON	2012/04/13 15:14
S5	2	(situation near5 network same node).clm. and cona.inv.	US-PGPUB; USPAT; EPO; JPO; DERWENT	OR	ON	2012/04/13 15:15
S6	9	(situation near5 network same node).clm. and weather	US-PGPUB; USPAT; EPO; JPO; DERWENT	OR	ON	2012/04/13 15:17
S7	15	(situation near5 network same geographic).ab.	US-PGPUB; USPAT; EPO; JPO; DERWENT	OR	ON	2012/04/17 22:06
S13	24	(situation near5 network) and (invit$5 near4 (node or device)) and (geographic near4 location)	US-PGPUB; USPAT; EPO; JPO; DERWENT	OR	ON	2012/04/18 13:32

S14	36	(situation near5 network) and (project$3 near4 (node or device)) and (geographic near4 location)	US-PGPUB; USPAT; EPO; JPO; DERWENT	OR	ON	2012/04/18 15:32
S15	29	(situation near5 network) and (project$3 near4 (node or device)) and (invit$5)	US-PGPUB; USPAT; EPO; JPO; DERWENT	OR	ON	2012/04/18 15:38
S16	0	(situation near5 network) and (project$3 near4 (node or device)) and (invit$5 near5 group$3)	US-PGPUB; USPAT; EPO; JPO; DERWENT	OR	ON	2012/04/18 15:38
S17	8	(situation near5 network) and (project$3 near4 (node or device)) and (invit$5 near4 (join$3 or establish$5))	US-PGPUB; USPAT; EPO; JPO; DERWENT	OR	ON	2012/04/18 15:40
S18	115	((form$4 or establish$5) near4 project$3 near4 (node or device)) and (invit$5)	US-PGPUB; USPAT; EPO; JPO; DERWENT	OR	ON	2012/04/18 15:41
S19	12	((form$4 or establish$5) near4 project$3 near4 (node or device)) and (invit$5) and multi$dimension$3	US-PGPUB; USPAT; EPO; JPO; DERWENT	OR	ON	2012/04/18 15:41
S20	17	((form$4 or establish$5) near4 project$3 near4 (node or device)) and (invit$5) and (personal near4 network)	US-PGPUB; USPAT; EPO; JPO; DERWENT	OR	ON	2012/04/18 15:52

EAST Search History (Interference)

Ref #	Hits	Search Query	DBs	Default Operator	Plurals	Time Stamp
L3	33	(situation near5 network) and (invit$6 near4 (node or device)) and (geographic near4 location)	US-PGPUB; USPAT; UPAD	OR	ON	2012/07/29 15:27
L5	8	(situation near5 network) and (form$3 near4 project$3 near4 (node or device)) and (geographic near4 location)	US-PGPUB; USPAT; UPAD	OR	ON	2012/07/29 15:28
L7	0	(situation near5 network) and (invit$5 near4 project$3 near4 (node or device)) and (geographic near4 location)	US-PGPUB; USPAT; UPAD	OR	ON	2012/07/29 15:29
S8	10	(situation near5 network same node).clm. and weather	US-PGPUB; USPAT; UPAD	OR	ON	2012/04/17 22:01
S9	56	(situation near5 network same node).clm.	US-PGPUB; USPAT; UPAD	OR	ON	2012/04/17 22:04
S10	2	(situation near5 network same node same geographic).clm.	US-PGPUB; USPAT; UPAD	OR	ON	2012/04/17 22:04
S11	4	(situation near5 network same geographic).clm.	US-PGPUB;	OR	ON	2012/04/17 22:04

			USPAT; UPAD			
S12	8	(situation near5 network same geographic).ab.	US-PGPUB; USPAT; UPAD	OR	ON	2012/04/17 22:06
S21	102	(situation near5 network) and (invit$5 near4 device)	US-PGPUB; USPAT; UPAD	OR	ON	2012/04/18 13:31

7/29/2012 3:30:20 PM
C:\Users\dnguyen18\Documents\EAST\Workspaces\13274712.wsp

PART B - FEE(S) TRANSMITTAL

Complete and send this form, together with applicable fee(s), to: Mail **Mail Stop ISSUE FEE**
Commissioner for Patents
P.O. Box 1450
Alexandria, Virginia 22313-1450
or Fax (571)-273-2885

INSTRUCTIONS: This form should be used for transmitting the ISSUE FEE and PUBLICATION FEE (if required). Blocks 1 through 5 should be completed where appropriate. All further correspondence including the Patent, advance orders and notification of maintenance fees will be mailed to the current correspondence address as indicated unless corrected below or directed otherwise in Block 1, by (a) specifying a new correspondence address; and/or (b) indicating a separate "FEE ADDRESS" for maintenance fee notifications.

CURRENT CORRESPONDENCE ADDRESS (Note: Use Block 1 for any change of address)

81712 7590 08/09/2012
Carlineo, Spicer & Kee, LLC
2003 S. Easton Road, Suite 208
Doylestown, PA 18901

Note: A certificate of mailing can only be used for domestic mailings of the Fee(s) Transmittal. This certificate cannot be used for any other accompanying papers. Each additional paper, such as an assignment or formal drawing, must have its own certificate of mailing or transmission.

Certificate of Mailing or Transmission
I hereby certify that this Fee(s) Transmittal is being deposited with the United States Postal Service with sufficient postage for first class mail in an envelope addressed to the Mail Stop ISSUE FEE address above, or being facsimile transmitted to the USPTO (571) 273-2885, on the date indicated below.

(Depositor's name)
(Signature)
(Date)

APPLICATION NO.	FILING DATE	FIRST NAMED INVENTOR	ATTORNEY DOCKET NO.	CONFIRMATION NO.
13/274,712	10/17/2011	Thomas Cona	RCL-005-12	2965

TITLE OF INVENTION: CREATING A PROJECTION OF A SITUATIONAL NETWORK

APPLN. TYPE	SMALL ENTITY	ISSUE FEE DUE	PUBLICATION FEE DUE	PREV. PAID ISSUE FEE	TOTAL FEE(S) DUE	DATE DUE
nonprovisional	NO	$1770	$0	$0	$1770	11/09/2012

EXAMINER	ART UNIT	CLASS-SUBCLASS
NGUYEN, DUSTIN	2446	709-200000

1. Change of correspondence address or indication of "Fee Address" (37 CFR 1.363).
☐ Change of correspondence address (or Change of Correspondence Address form PTO/SB/122) attached.
☐ "Fee Address" indication (or "Fee Address" Indication form PTO/SB/47; Rev 03-02 or more recent) attached. **Use of a Customer Number is required.**

2. For printing on the patent front page, list
(1) the names of up to 3 registered patent attorneys or agents OR, alternatively,
(2) the name of a single firm (having as a member a registered attorney or agent) and the names of up to 2 registered patent attorneys or agents. If no name is listed, no name will be printed.

1 Carlineo, Spicer & Kee, LLC
2
3

3. ASSIGNEE NAME AND RESIDENCE DATA TO BE PRINTED ON THE PATENT (print or type)

PLEASE NOTE: Unless an assignee is identified below, no assignee data will appear on the patent. If an assignee is identified below, the document has been filed for recordation as set forth in 37 CFR 3.11. Completion of this form is NOT a substitute for filing an assignment.

(A) NAME OF ASSIGNEE: Resource Consortium Limited

(B) RESIDENCE: (CITY and STATE OR COUNTRY): British Virgin Islands

Please check the appropriate assignee category or categories (will not be printed on the patent): ☐ Individual ☑ Corporation or other private group entity ☐ Government

4a. The following fee(s) are submitted:
☑ Issue Fee
☐ Publication Fee (No small entity discount permitted)
☐ Advance Order - # of Copies .....

4b. Payment of Fee(s): **(Please first reapply any previously paid issue fee shown above)**
☐ A check is enclosed.
☐ Payment by credit card. Form PTO-2038 is attached.
☑ The Director is hereby authorized to charge the required fee(s), any deficiency, or credit any overpayment, to Deposit Account Number **504670** (enclose an extra copy of this form).

5. **Change in Entity Status** (from status indicated above)
☐ a. Applicant claims SMALL ENTITY status. See 37 CFR 1.27.
☐ b. Applicant is no longer claiming SMALL ENTITY status. See 37 CFR 1.27(g)(2).

NOTE: The Issue Fee and Publication Fee (if required) will not be accepted from anyone other than the applicant; a registered attorney or agent; or the assignee or other party in interest as shown by the records of the United States Patent and Trademark Office.

Authorized Signature [signature] Date 11/6/12

Typed or printed name Andrew W. Spicer Registration No. 57,420

This collection of information is required by 37 CFR 1.311. The information is required to obtain or retain a benefit by the public which is to file (and by the USPTO to process) an application. Confidentiality is governed by 35 U.S.C. 122 and 37 CFR 1.14. This collection is estimated to take 12 minutes to complete, including gathering, preparing, and submitting the completed application form to the USPTO. Time will vary depending upon the individual case. Any comments on the amount of time you require to complete this form and/or suggestions for reducing this burden, should be sent to the Chief Information Officer, U.S. Patent and Trademark Office, U.S. Department of Commerce, P.O. Box 1450, Alexandria, Virginia 22313-1450. DO NOT SEND FEES OR COMPLETED FORMS TO THIS ADDRESS. SEND TO: Commissioner for Patents, P.O. Box 1450, Alexandria, Virginia 22313-1450.

Under the Paperwork Reduction Act of 1995, no persons are required to respond to a collection of information unless it displays a valid OMB control number.

Electronic Patent Application Fee Transmittal

Application Number:	13274712
Filing Date:	17-Oct-2011
Title of Invention:	CREATING A PROJECTION OF A SITUATIONAL NETWORK
First Named Inventor/Applicant Name:	Thomas Cona
Filer:	Andrew W. Spicer/Patti Hespell
Attorney Docket Number:	RCL-005-12

Filed as Large Entity

Utility under 35 USC 111(a) Filing Fees

Description	Fee Code	Quantity	Amount	Sub-Total in USD($)
Basic Filing:				
Pages:				
Claims:				
Miscellaneous-Filing:				
Petition:				
Patent-Appeals-and-Interference:				
Post-Allowance-and-Post-Issuance:				
Utility Appl issue fee	1501	1	1770	1770
Extension-of-Time:				

Description	Fee Code	Quantity	Amount	Sub-Total in USD($)
Miscellaneous:				
			Total in USD ($)	**1770**

Electronic Acknowledgement Receipt

EFS ID:	14159546
Application Number:	13274712
International Application Number:	
Confirmation Number:	2965
Title of Invention:	CREATING A PROJECTION OF A SITUATIONAL NETWORK
First Named Inventor/Applicant Name:	Thomas Cona
Customer Number:	81712
Filer:	Andrew W. Spicer/Patti Hespell
Filer Authorized By:	Andrew W. Spicer
Attorney Docket Number:	RCL-005-12
Receipt Date:	06-NOV-2012
Filing Date:	17-OCT-2011
Time Stamp:	13:50:28
Application Type:	Utility under 35 USC 111(a)

Payment information:

Submitted with Payment	yes
Payment Type	Deposit Account
Payment was successfully received in RAM	$1770
RAM confirmation Number	11978
Deposit Account	504670
Authorized User	

File Listing:

Document Number	Document Description	File Name	File Size(Bytes)/ Message Digest	Multi Part /.zip	Pages (if appl.)

1	Issue Fee Payment (PTO-85B)	RCL-005-12_IF_Payment.pdf	1521411 6fcadbc0acae0f9fe956753cf9929231c2277302	no	1
Warnings:					
Information:					
2	Fee Worksheet (SB06)	fee-info.pdf	29903 02d1681e57a1f1f15a853c3a9293ccf2fff6d3c0	no	2
Warnings:					
Information:					
		Total Files Size (in bytes):	1551314		

This Acknowledgement Receipt evidences receipt on the noted date by the USPTO of the indicated documents, characterized by the applicant, and including page counts, where applicable. It serves as evidence of receipt similar to a Post Card, as described in MPEP 503.

New Applications Under 35 U.S.C. 111
If a new application is being filed and the application includes the necessary components for a filing date (see 37 CFR 1.53(b)-(d) and MPEP 506), a Filing Receipt (37 CFR 1.54) will be issued in due course and the date shown on this Acknowledgement Receipt will establish the filing date of the application.

National Stage of an International Application under 35 U.S.C. 371
If a timely submission to enter the national stage of an international application is compliant with the conditions of 35 U.S.C. 371 and other applicable requirements a Form PCT/DO/EO/903 indicating acceptance of the application as a national stage submission under 35 U.S.C. 371 will be issued in addition to the Filing Receipt, in due course.

New International Application Filed with the USPTO as a Receiving Office
If a new international application is being filed and the international application includes the necessary components for an international filing date (see PCT Article 11 and MPEP 1810), a Notification of the International Application Number and of the International Filing Date (Form PCT/RO/105) will be issued in due course, subject to prescriptions concerning national security, and the date shown on this Acknowledgement Receipt will establish the international filing date of the application.

UNITED STATES PATENT AND TRADEMARK OFFICE

UNITED STATES DEPARTMENT OF COMMERCE
United States Patent and Trademark Office
Address: COMMISSIONER FOR PATENTS
P.O. Box 1450
Alexandria, Virginia 22313-1450
www.uspto.gov

APPLICATION NO.	ISSUE DATE	PATENT NO.	ATTORNEY DOCKET NO.	CONFIRMATION NO.
13/274,712	12/11/2012	8332454	RCL-005-12	2965

81712 7590 11/21/2012
Carlineo, Spicer & Kee, LLC
2003 S. Easton Road, Suite 208
Doylestown, PA 18901

ISSUE NOTIFICATION

The projected patent number and issue date are specified above.

Determination of Patent Term Adjustment under 35 U.S.C. 154 (b)
(application filed on or after May 29, 2000)

The Patent Term Adjustment is 0 day(s). Any patent to issue from the above-identified application will include an indication of the adjustment on the front page.

If a Continued Prosecution Application (CPA) was filed in the above-identified application, the filing date that determines Patent Term Adjustment is the filing date of the most recent CPA.

Applicant will be able to obtain more detailed information by accessing the Patent Application Information Retrieval (PAIR) WEB site (http://pair.uspto.gov).

Any questions regarding the Patent Term Extension or Adjustment determination should be directed to the Office of Patent Legal Administration at (571)-272-7702. Questions relating to issue and publication fee payments should be directed to the Application Assistance Unit (AAU) of the Office of Data Management (ODM) at (571)-272-4200.

APPLICANT(s) (Please see PAIR WEB site http://pair.uspto.gov for additional applicants):

Thomas Cona, Athens, GA;
Patrick T. Igoe, Philadelphia, PA;
Leonid Kravets, Philadelphia, PA;

The United States represents the largest, most dynamic marketplace in the world and is an unparalleled location for business investment, innovation, and commercialization of new technologies. The USA offers tremendous resources and advantages for those who invest and manufacture goods here. Through SelectUSA, our nation works to encourage and facilitate business investment. To learn more about why the USA is the best country in the world to develop technology, manufacture products, and grow your business, visit SelectUSA.gov.

PTO/SB/81A (12-08)
Approved for use through 01/31/2018. OMB 0651-0035
U.S. Patent and Trademark Office; U.S. DEPARTMENT OF COMMERCE
Under the Paperwork Reduction Act of 1995 no persons are required to respond to a collection of information unless it displays a valid OMB control number

PATENT - POWER OF ATTORNEY OR REVOCATION OF POWER OF ATTORNEY WITH A NEW POWER OF ATTORNEY AND CHANGE OF CORRESPONDENCE ADDRESS

Patent Number	See Schedule A attached
Issue Date	See Schedule A attached
First Named Inventor	See Schedule A attached
Title	See Schedule A attached
Attorney Docket No.	See Schedule A attached

I hereby revoke all previous powers of attorney given in the above-identified patent.

☐ A Power of Attorney is submitted herewith.

OR

☒ I hereby appoint Practitioner(s) associated with the Customer Number identified in the box at right as my/our attorney(s) or agent(s) with respect to the patent identified above, and to transact all business in the United States Patent and Trademark Office connected therewith:

01473

OR

☐ I hereby appoint Practitioner(s) named below as my/our attorney(s) or agent(s) with respect to the patent identified above, and to transact all business in the United States Patent and Trademark Office connected therewith:

Practitioner(s) Name	Registration Number

Please recognize or change the correspondence address for the above-identified patent to:

☒ The address associated with the above-identified Customer Number.

OR

☐ The address associated with the Customer Number identified in the box at right:

OR

☐ Firm or Individual Name					
Address					
City		State		Zip	
Country					
Telephone		Email			

I am the:

☐ Inventor, having ownership of the patent.

OR

☒ Patent owner.

Statement under 37 CFR 3.73(b) (Form PTO/SB/96) submitted herewith or filed on _____.

SIGNATURE of Inventor or Patent Owner

Signature		Date	9-28-18
Name	GUY R. FRIDDELL III	Telephone	757-351-8802
Title and Company	PRESIDENT, RESOURCE CONSORTIUM LIMITED		

NOTE: Signatures of all the inventors or patent owners of the entire interest or their representative(s) are required. If more than one signature is required, submit multiple forms, check the box below, and identify the total number of forms submitted in the blank below.

☒ A total of 1 forms are submitted.

This collection of information is required by 37 CFR 1.31, 1.32, and 1.33. The information is required to obtain or retain a benefit by the public, which is to update (and by the USPTO to process) the file of a patent or reexamination proceeding. Confidentiality is governed by 35 U.S.C. 122 and 37 CFR 1.14. This collection is estimated to take 15 minutes to complete, including gathering, preparing, and submitting the completed application form to the USPTO. Time will vary depending upon the individual case. Any comments on the amount of time you require to complete this form and/or suggestions for reducing this burden, should be sent to the Chief Information Officer, U.S. Patent and Trademark Office, U.S. Department of Commerce, P.O. Box 1450, Alexandria, VA 22313-1450. DO NOT SEND FEES OR COMPLETED FORMS TO THIS ADDRESS. **SEND TO: Commissioner for Patents, P.O. Box 1450, Alexandria, VA 22313-1450.**

If you need assistance in completing the form, call 1-800-PTO-9199 and select option 2.

SCHEDULE A

000137-0005-112

Total Assignments: 2

Application #:13274712 **Filing Dt:**10/17/2011 **Patent #:**8332454 **Issue Dt:**12/11/2012
PCT #:NONE **Intl Reg #:** **Publication #:**NONE **Pub Dt:**
Inventors: Thomas Cona, Patrick T. Igoe, Leonid Kravets
Title:CREATING A PROJECTION OF A SITUATIONAL NETWORK

Assignment: 1

Reel/Frame:027977 / 0142 **Received:** 04/03/2012 **Recorded:** 04/03/2012 **Mailed:** 04/04/2012 **Pages:** 9
Conveyance:ASSIGNMENT OF ASSIGNORS INTEREST (SEE DOCUMENT FOR DETAILS).
Assignors:CONA, THOMAS **Exec Dt:**11/26/2007
IGOE, PATRICK T. **Exec Dt:**01/31/2008
KRAVETS, LEONID **Exec Dt:**02/08/2008
Assignee:RESOURCE CONSORTIUM LIMITED
CRAIGMUIR CHAMBERS, PO BOX 71
ROAD TOWN, TORTOLA, VIRGIN ISLANDS, BRITISH

Assignment: 2

Reel/Frame:027977 / 0227 **Received:** 04/03/2012 **Recorded:** 04/03/2012 **Mailed:** 04/04/2012 **Pages:** 3
Conveyance:ASSIGNMENT OF ASSIGNORS INTEREST (SEE DOCUMENT FOR DETAILS).
Assignor:EHRLACHER, EDWARD A. **Exec Dt:**02/08/2008
Assignee:RESOURCE CONSORTIUM LIMITED
CRAIGMUIR CHAMBERS, PO BOX 71
ROAD TOWN, TORTOLA, VIRGIN ISLANDS, BRITISH

PTO/SB/96 (07-09)
Approved for use through 07/31/2012. OMB 0651-0031
U.S. Patent and Trademark Office; U.S. DEPARTMENT OF COMMERCE
Under the Paperwork Reduction Act of 1995, no persons are required to respond to a collection of information unless it displays a valid OMB control number.

STATEMENT UNDER 37 CFR 3.73(b)

Applicant/Patent Owner: Resource Consortium Limited

Application No./Patent No.: See Attached Schedule A Filed/Issue Date: See Attached Schedule A

Titled: See Attached Schedule A

Resource Consortium Limited (Name of Assignee), a Corporation (Type of Assignee, e.g., corporation, partnership, university, government agency, etc.)

states that it is:

1. [x] the assignee of the entire right, title, and interest in;

2. [ ] an assignee of less than the entire right, title, and interest in
(The extent (by percentage) of its ownership interest is _____ %); or

3. [ ] the assignee of an undivided interest in the entirety of (a complete assignment from one of the joint inventors was made) the patent application/patent identified above, by virtue of either:

A. [ ] An assignment from the inventor(s) of the patent application/patent identified above. The assignment was recorded in the United States Patent and Trademark Office at Reel _____, Frame _____, or for which a copy therefore is attached.

OR

B. [x] A chain of title from the inventor(s), of the patent application/patent identified above, to the current assignee as follows:

1. From: See Attached Schedule A To: See Attached Schedule A
The document was recorded in the United States Patent and Trademark Office at Reel _____, Frame _____, or for which a copy thereof is attached.

2. From: See Attached Schedule A To: See Attached Schedule A
The document was recorded in the United States Patent and Trademark Office at Reel _____, Frame _____, or for which a copy thereof is attached.

3. From: See Attached Schedule A To: See Attached Schedule A
The document was recorded in the United States Patent and Trademark Office at Reel _____, Frame _____, or for which a copy thereof is attached.

[ ] Additional documents in the chain of title are listed on a supplemental sheet(s).

[x] As required by 37 CFR 3.73(b)(1)(i), the documentary evidence of the chain of title from the original owner to the assignee was, or concurrently is being, submitted for recordation pursuant to 37 CFR 3.11.

[NOTE: A separate copy (*i.e.*, a true copy of the original assignment document(s)) must be submitted to Assignment Division in accordance with 37 CFR Part 3, to record the assignment in the records of the USPTO. See MPEP 302.08]

The undersigned (whose title is supplied below) is authorized to act on behalf of the assignee.

Signature: [signature] Date: 9-28-18

Printed or Typed Name: GUY R. FRIDDELL, III, PRESIDENT Title: _____

452011_1

SCHEDULE A

000137-0005-112

Total Assignments: 2

Application #:13274712 **Filing Dt:**10/17/2011 **Patent #:**8332454 **Issue Dt:**12/11/2012
PCT #:NONE **Intl Reg #:** **Publication #:**NONE **Pub Dt:**
Inventors: Thomas Cona, Patrick T. Igoe, Leonid Kravets
Title:CREATING A PROJECTION OF A SITUATIONAL NETWORK

Assignment: 1

Reel/Frame:027977 / 0142 **Received:** 04/03/2012 **Recorded:** 04/03/2012 **Mailed:** 04/04/2012 **Pages:** 9
Conveyance:ASSIGNMENT OF ASSIGNORS INTEREST (SEE DOCUMENT FOR DETAILS).
Assignors:CONA, THOMAS **Exec Dt:**11/26/2007
IGOE, PATRICK T. **Exec Dt:**01/31/2008
KRAVETS, LEONID **Exec Dt:**02/08/2008
Assignee:RESOURCE CONSORTIUM LIMITED
CRAIGMUIR CHAMBERS, PO BOX 71
ROAD TOWN, TORTOLA, VIRGIN ISLANDS, BRITISH

Assignment: 2

Reel/Frame:027977 / 0227 **Received:** 04/03/2012 **Recorded:** 04/03/2012 **Mailed:** 04/04/2012 **Pages:** 3
Conveyance:ASSIGNMENT OF ASSIGNORS INTEREST (SEE DOCUMENT FOR DETAILS).
Assignor:EHRLACHER, EDWARD A. **Exec Dt:**02/08/2008
Assignee:RESOURCE CONSORTIUM LIMITED
CRAIGMUIR CHAMBERS, PO BOX 71
ROAD TOWN, TORTOLA, VIRGIN ISLANDS, BRITISH

Electronic Acknowledgement Receipt

EFS ID:	33912522
Application Number:	13274712
International Application Number:	
Confirmation Number:	2965
Title of Invention:	CREATING A PROJECTION OF A SITUATIONAL NETWORK
First Named Inventor/Applicant Name:	Thomas Cona
Customer Number:	81712
Filer:	Maxim Rapoport/Pamela Harrison
Filer Authorized By:	Maxim Rapoport
Attorney Docket Number:	RCL-005-12
Receipt Date:	04-OCT-2018
Filing Date:	17-OCT-2011
Time Stamp:	16:23:41
Application Type:	Utility under 35 USC 111(a)

Payment information:

Submitted with Payment	no

File Listing:

Document Number	Document Description	File Name	File Size(Bytes)/ Message Digest	Multi Part /.zip	Pages (if appl.)
1	Power of Attorney	000137-0005-112_POA.pdf	86131 30882b90030781e940231c8ffc19d069fccc ae1b	no	2

Warnings:

Information:					
2	Assignee showing of ownership per 37 CFR 3.73	000137-0005-112_Statement.pdf	261471 566372f446a192115b64d3817f42f5819d86cdc6	no	2
Warnings:					
Information:					
			Total Files Size (in bytes):	347602	

This Acknowledgement Receipt evidences receipt on the noted date by the USPTO of the indicated documents, characterized by the applicant, and including page counts, where applicable. It serves as evidence of receipt similar to a Post Card, as described in MPEP 503.

New Applications Under 35 U.S.C. 111
If a new application is being filed and the application includes the necessary components for a filing date (see 37 CFR 1.53(b)-(d) and MPEP 506), a Filing Receipt (37 CFR 1.54) will be issued in due course and the date shown on this Acknowledgement Receipt will establish the filing date of the application.
National Stage of an International Application under 35 U.S.C. 371
If a timely submission to enter the national stage of an international application is compliant with the conditions of 35 U.S.C. 371 and other applicable requirements a Form PCT/DO/EO/903 indicating acceptance of the application as a national stage submission under 35 U.S.C. 371 will be issued in addition to the Filing Receipt, in due course.
New International Application Filed with the USPTO as a Receiving Office
If a new international application is being filed and the international application includes the necessary components for an international filing date (see PCT Article 11 and MPEP 1810), a Notification of the International Application Number and of the International Filing Date (Form PCT/RO/105) will be issued in due course, subject to prescriptions concerning national security, and the date shown on this Acknowledgement Receipt will establish the international filing date of the application.

UNITED STATES PATENT AND TRADEMARK OFFICE

UNITED STATES DEPARTMENT OF COMMERCE
United States Patent and Trademark Office
Address: COMMISSIONER FOR PATENTS
P.O. Box 1450
Alexandria, Virginia 22313-1450
www.uspto.gov

APPLICATION NUMBER	FILING OR 371(C) DATE	FIRST NAMED APPLICANT	ATTY. DOCKET NO./TITLE
13/274,712	10/17/2011	Thomas Cona	RCL-005-12

CONFIRMATION NO. 2965

POWER OF ATTORNEY NOTICE

81712
Carlineo, Spicer & Kee, LLC
5890 Potters Lane
Pipersville, PA 18947

OC000000103118221

Date Mailed: 10/18/2018

NOTICE REGARDING CHANGE OF POWER OF ATTORNEY

This is in response to the Power of Attorney filed 10/04/2018.

- The Power of Attorney to you in this application has been revoked by the assignee who has intervened as provided by 37 CFR 3.71. Future correspondence will be mailed to the new address of record(37 CFR 1.33).

Questions about the contents of this notice and the requirements it sets forth should be directed to the Office of Data Management, Application Assistance Unit, at **(571) 272-4000** or **(571) 272-4200** or **1-888-786-0101**.

/zretta/

UNITED STATES PATENT AND TRADEMARK OFFICE

UNITED STATES DEPARTMENT OF COMMERCE
United States Patent and Trademark Office
Address: COMMISSIONER FOR PATENTS
P.O. Box 1450
Alexandria, Virginia 22313-1450
www.uspto.gov

APPLICATION NUMBER	FILING OR 371(C) DATE	FIRST NAMED APPLICANT	ATTY. DOCKET NO./TITLE
13/274,712	10/17/2011	Thomas Cona	RCL-005-12

CONFIRMATION NO. 2965

POA ACCEPTANCE LETTER

1473
Haley Guiliano LLP
75 Broad Street
Suite 1000
NEW YORK, NY 10004

OC000000103118242

Date Mailed: 10/18/2018

NOTICE OF ACCEPTANCE OF POWER OF ATTORNEY

This is in response to the Power of Attorney filed 10/04/2018.

The Power of Attorney in this application is accepted. Correspondence in this application will be mailed to the above address as provided by 37 CFR 1.33.

Questions about the contents of this notice and the requirements it sets forth should be directed to the Office of Data Management, Application Assistance Unit, at **(571) 272-4000** or **(571) 272-4200** or **1-888-786-0101**.

/zretta/

Doc Code: PA..
Document Description: Power of Attorney

PTO/AIA/82B (07-13)
Approved for use through 11/30/2020. OMB 0651-0051
U.S. Patent and Trademark Office; U.S. DEPARTMENT OF COMMERCE
Under the Paperwork Reduction Act of 1995, no persons are required to respond to a collection of information unless it displays a valid OMB control number

TRANSMITTAL FOR POWER OF ATTORNEY TO ONE OR MORE REGISTERED PRACTITIONERS

NOTE: This form is to be submitted with the Power of Attorney by Applicant form (PTO/AIA/82B or equivalent) to identify the application to which the Power of Attorney is directed, in accordance with 37 CFR 1.5. If the Power of Attorney by Applicant form is not accompanied by this transmittal form or an equivalent, the Power of Attorney will not be recognized in the application.

Application Number	13/274,712 (Conf. No. 2965)
Filing Date	October 17, 2011
First Named Inventor	Thomas Cona
Title	CREATING A PROJECTION OF A SITUATIONAL NETWORK
Art Unit	2446
Examiner Name	Dustin Nguyen
Attorney Docket Number	000137-0005-112

SIGNATURE of Applicant or Patent Practitioner

Signature	/Maxim A. Rapoport/	Date	November 29, 2022
Name	Maxim A. Rapoport	Telephone	(646) 973-2500
Registration Number	67,675		

NOTE: This form must be signed in accordance with 37 CFR 1.33. See 37 CFR 1.4(d) for signature requirements and certifications.

[x] *Total of 1 forms are submitted.

Doc Code: PA..
Document Description: Power of Attorney

PTO/AIA/82B (07-13)
Approved for use through 01/30/2018. OMB 0651-0051
U.S. Patent and Trademark Office; U.S. DEPARTMENT OF COMMERCE
Under the Paperwork Reduction Act of 1995, no persons are required to respond to a collection of information unless it displays a valid OMB control number

POWER OF ATTORNEY BY APPLICANT

I hereby revoke all previous powers of attorney given in the application identified in either the attached transmittal letter or the boxes below.

Application Number	Filing Date

(Note: The boxes above may be left blank if information is provided on form PT /AIA/82A.)

[x] I hereby appoint the Patent Practitioner(s) associated with the following Customer Number as my/our attorney(s) or agent(s), and to transact all business in the United States Patent and Trademark Office connected therewith for the application referenced in the attached transmittal letter (form PTO/AIA/82A) or identified above: 1473

OR

[ ] I hereby appoint Practitioner(s) named in the attached list (form PT /AIA/82C) as my/our attorney(s) or agent(s), and to transact all business in the United States Patent and Trademark ffice connected therewith for the patent application referenced in the attached transmittal letter (form PT /AIA/82A) or identified above. (Note: Complete form PT /AIA/82C.)

Please recognize or change the correspondence address for the application identified in the attached transmittal letter or the boxes above to:

[X] The address associated with the above-mentioned Customer Number

OR

[ ] The address associated with Customer Number:

OR

Firm or Individual Name					
Address					
City		State		Zip	
Country					
Telephone		Email			

I am the Applicant (if the Applicant is a juristic entity, list the Applicant name in the box):

SITNET LLC

[ ] Inventor or Joint Inventor (title not required below)

[ ] Legal Representative of a Deceased or Legally Incapacitated Inventor (title not required below)

[x] Assignee or Person to Whom the Inventor is Under an Obligation to Assign (provide signer's title if applicant is a juristic entity)

[ ] Person Who Otherwise Shows Sufficient Proprietary Interest (e.g., a petition under 37 CFR 1.46(b)(2) was granted in the application or is concurrently being filed with this document) (provide signer's title if applicant is a juristic entity)

SIGNATURE of Applicant for Patent

The undersigned (whose title is supplied below) is authorized to act on behalf of the applicant (e.g., where the applicant is a juristic entity).

Signature		Date	02NOV22
Name	Charles Eldering		
Title	Manager of SITNET LLC		

NOTE: Signature - This form must be signed by the applicant in accordance with 37 CFR 1.33. See 37 CFR 1.4 for signature requirements and certifications. If more than one applicant, use multiple forms.

[X] Total of 1 forms are submitted.

Error! Unknown document property name.

PTO/SB/96 (11-18)
Approved for use through 11/30/2020. OMB 0651-0031
U.S. Patent and Trademark Office; U.S. DEPARTMENT OF COMMERCE
Under the Paperwork Reduction Act of 1995, no persons are required to respond to a collection of information unless it displays a valid OMB control number.

STATEMENT UNDER 37 CFR 3.73(b)

Applicant/Patent Owner: SitNet LLC

Application No./Patent No.: 8,332,454 Filed/Issue Date: December 11, 2012

Titled: CREATING A PROJECTION OF A SITUATIONAL NETWORK

SitNet LLC, a corporation
(Name of Assignee) (Type of Assignee, e.g., corporation, partnership, university, government agency, etc.

states that it is:

1. ☒ the assignee of the entire right, title, and interest in;

2. ☐ an assignee of less than the entire right, title, and interest in
(The extent (by percentage) of its ownership interest is _____ %); or

3. ☐ the assignee of an undivided interest in the entirety of (a complete assignment from one of the joint inventors was made)

the patent application/patent identified above, by virtue of either:

A. ☐ An assignment from the inventor(s) of the patent application/patent identified above. The assignment was recorded in the United States Patent and Trademark Office at Reel_____, Frame_____, or a copy* is attached.

OR

B. ☒ A chain of title from the inventor(s), of the patent application/patent identified above, to the current assignee as follows:

1. From: See Attached Schedule 1 To: See Attached Schedule 1

The document was recorded in the United States Patent and Trademark Office at
Reel_____, Frame_____, or a copy* is attached.

2. From: _____ To: _____

The document was recorded in the United States Patent and Trademark Office at
Reel_____, Frame_____, or a copy* is attached.

3. From: _____ To: _____

The document was recorded in the United States Patent and Trademark Office at
Reel_____, Frame_____, or a copy* is attached.

☐ Additional documents in the chain of title are listed on a supplemental sheet(s).

☒ *As required by 37 CFR 3.73(b)(1)(i), if a copy/copies is/are attached, the documentary evidence of the chain of title from the original owner to the assignee was, or concurrently is being, submitted for recordation pursuant to 37 CFR 3.11.

[NOTE: A separate copy (*i.e.*, a true copy of the original assignment document(s)) must be submitted to Assignment Division in accordance with 37 CFR Part 3, to record the assignment in the records of the USPTO. See MPEP 302.]

The undersigned (whose title is supplied below) is authorized to act on behalf of the assignee.

/Maxim Rapoport/	November 29, 2022
Signature	Date
Maxim Rapoport	67,675
Printed or Typed Name	Title or Registration Number

This collection of information is required by 37 CFR 3.73(b). The information is required to obtain or retain a benefit by the public which is to file (and by the USPTO to process) an application. Confidentiality is governed by 35 U.S.C. 122 and 37 CFR 1.11 and 1.14. This collection is estimated to take 12 minutes to complete, including gathering, preparing, and submitting the completed application form to the USPTO. Time will vary depending upon the individual case. Any comments on the amount of time you require to complete this form and/or suggestions for reducing this burden, should be sent to the Chief Information Officer, U.S. Patent and Trademark Office, U.S. Department of Commerce, P.O. Box 1450, Alexandria, VA 22313-1450. DO NOT SEND FEES OR COMPLETED FORMS TO THIS ADDRESS. **SEND TO: Commissioner for Patents, P.O. Box 1450, Alexandria, VA 22313-1450.**

If you need assistance in completing the form, call 1-800-PTO-9199 and select option 2.

13/274,712 CREATING A PROJECTION OF A SITUATIONAL NETWORK 000137-0005-112 11-29-2022::15:13:32

Assignments Data

Patent Assignment Abstract of Title

Total Assignments: 4

Application #: 13274712 **Filing Dt:** 10/17/2011 **Patent #:** 8332454 **Issue Dt:** 12/11/2012
PCT #: NONE **Intl Reg #:** **Publication #:** NONE **Pub Dt:**
Inventors: Thomas Cona, Patrick T. Igoe, Leonid Kravets
Title: CREATING A PROJECTION OF A SITUATIONAL NETWORK

Assignment: 1

Reel/Frame: 027977 / 0142 **Received:** 04/03/2012 **Recorded:** 04/03/2012 **Mailed:** 04/04/2012 **Pages:** 9
Conveyance: ASSIGNMENT OF ASSIGNORS INTEREST (SEE DOCUMENT FOR DETAILS).
Assignors: CONA, THOMAS **Exec Dt:** 11/26/2007
IGOE, PATRICK T. **Exec Dt:** 01/31/2008
KRAVETS, LEONID **Exec Dt:** 02/08/2008
Assignee: RESOURCE CONSORTIUM LIMITED
CRAIGMUIR CHAMBERS, PO BOX 71
ROAD TOWN, TORTOLA, VIRGIN ISLANDS, BRITISH
Correspondent: CARLINEO, SPICER & KEE, LLC
2003 S. EASTON ROAD
SUITE 208
DOYLESTOWN, PA 18901

Assignment: 2

Reel/Frame: 027977 / 0227 **Received:** 04/03/2012 **Recorded:** 04/03/2012 **Mailed:** 04/04/2012 **Pages:** 3
Conveyance: ASSIGNMENT OF ASSIGNORS INTEREST (SEE DOCUMENT FOR DETAILS).
Assignor: EHRLACHER, EDWARD A. **Exec Dt:** 02/08/2008
Assignee: RESOURCE CONSORTIUM LIMITED
CRAIGMUIR CHAMBERS, PO BOX 71
ROAD TOWN, TORTOLA, VIRGIN ISLANDS, BRITISH
Correspondent: CARLINEO, SPICER & KEE, LLC
2003 S. EASTON ROAD
SUITE 208
DOYLESTOWN, PA 18901

Assignment: 3

Reel/Frame: 050091 / 0297 **Received:** 08/19/2019 **Recorded:** 08/19/2019 **Mailed:** 08/20/2019 **Pages:** 15
Conveyance: RE-DOMESTICATION AND ENTITY CONVERSION
Assignor: RESOURCE CONSORTIUM LIMITED **Exec Dt:** 06/21/2019
Assignee: RESOURCE CONSORTIUM LIMITED, LLC
1209 ORANGE STREET
CORPORATION TRUST CENTER
WILMINGTON, DELAWARE 19801
Correspondent: THE BELLES GROUP, P.C.
337 S. 18TH STREET
PHILADELPHIA, PA 19103

Assignment: 4

Reel/Frame: 061630 / 0693 **Received:** 11/02/2022 **Recorded:** 11/02/2022 **Mailed:** 11/03/2022 **Pages:** 7
Conveyance: ASSIGNMENT OF ASSIGNORS INTEREST (SEE DOCUMENT FOR DETAILS).
Assignor: RESOURCE CONSORTIUM LIMITED, LLC **Exec Dt:** 09/23/2022
Assignee: SITNET, LLC
8 THE GREEN
SUITE B
DOVER, DELAWARE 19901
Correspondent: HALEY GUILIANO LLP
75 BROAD STREET, SUITE 1000
NEW YORK, NY 10004

Search Results as of: 11/29/2022 03:22 PM

If you have any comments or questions concerning the data displayed, contact PRD / Assignments at 571-272-3350. v.2.6
Web interface last modified: Jun 26, 2017 v.2.6

Disclaimer:
Assignment information on the assignment database reflects assignment documents that have been actually recorded.
If the assignment for a patent was not recorded, the name of the assignee on the patent application publication or patent may be different.
If you have any comments or questions concerning the data displayed, contact OPR / Assignments at 571-272-3350

Close Window

Electronic Acknowledgement Receipt

EFS ID:	47107678
Application Number:	13274712
International Application Number:	
Confirmation Number:	2965
Title of Invention:	CREATING A PROJECTION OF A SITUATIONAL NETWORK
First Named Inventor/Applicant Name:	Thomas Cona
Customer Number:	1473
Filer:	Maxim Rapoport/Shari Jackson
Filer Authorized By:	Maxim Rapoport
Attorney Docket Number:	000137-0005-112
Receipt Date:	29-NOV-2022
Filing Date:	17-OCT-2011
Time Stamp:	16:49:05
Application Type:	Utility under 35 USC 111(a)

Payment information:

Submitted with Payment	no

File Listing:

Document Number	Document Description	File Name	File Size(Bytes)/ Message Digest	Multi Part /.zip	Pages (if appl.)
1	Power of Attorney	000137-0005-112-POA.pdf	162893 cf614ba5b1a961a52df576e10920b9398b5af13c	no	2

Warnings:

Information:					
2	Assignee showing of ownership per 37 CFR 3.73	000137-0005-112-373.pdf	448937 2b91c887ddf2bbd98ed806d10ca792937b04e951	no	2
Warnings:					
Information:					
			Total Files Size (in bytes):	611830	

This Acknowledgement Receipt evidences receipt on the noted date by the USPTO of the indicated documents, characterized by the applicant, and including page counts, where applicable. It serves as evidence of receipt similar to a Post Card, as described in MPEP 503.

New Applications Under 35 U.S.C. 111
If a new application is being filed and the application includes the necessary components for a filing date (see 37 CFR 1.53(b)-(d) and MPEP 506), a Filing Receipt (37 CFR 1.54) will be issued in due course and the date shown on this Acknowledgement Receipt will establish the filing date of the application.
National Stage of an International Application under 35 U.S.C. 371
If a timely submission to enter the national stage of an international application is compliant with the conditions of 35 U.S.C. 371 and other applicable requirements a Form PCT/DO/EO/903 indicating acceptance of the application as a national stage submission under 35 U.S.C. 371 will be issued in addition to the Filing Receipt, in due course.
New International Application Filed with the USPTO as a Receiving Office
If a new international application is being filed and the international application includes the necessary components for an international filing date (see PCT Article 11 and MPEP 1810), a Notification of the International Application Number and of the International Filing Date (Form PCT/RO/105) will be issued in due course, subject to prescriptions concerning national security, and the date shown on this Acknowledgement Receipt will establish the international filing date of the application.

UNITED STATES PATENT AND TRADEMARK OFFICE

UNITED STATES DEPARTMENT OF COMMERCE
United States Patent and Trademark Office
Address: COMMISSIONER FOR PATENTS
P.O. Box 1450
Alexandria, Virginia 22313-1450
www.uspto.gov

APPLICATION NUMBER	FILING OR 371(C) DATE	FIRST NAMED APPLICANT	ATTY. DOCKET NO./TITLE
13/274,712	10/17/2011	Thomas Cona	000137-0005-112

CONFIRMATION NO. 2965

POA ACCEPTANCE LETTER

1473
Haley Guiliano LLP
75 Broad Street
Suite 1000
New York, NY 10004-3226

OC000000137062060

Date Mailed: 12/23/2022

NOTICE OF ACCEPTANCE OF POWER OF ATTORNEY

This is in response to the Power of Attorney filed 11/29/2022.

The Power of Attorney in this application is accepted. Correspondence in this application will be mailed to the above address as provided by 37 CFR 1.33.

Questions about the contents of this notice and the requirements it sets forth should be directed to the Office of Data Management, Application Assistance Unit, at **(571) 272-4000** or **(571) 272-4200** or **1-888-786-0101**.

/tlulu/