3 0. AUG. 2012 (3 0. 08. 2012)
MTK-1427
PCT/CN 2012/076762
for MTK-1428-PCN

PA 7341236

THE UNITED STATES OF AMERICA

TO ALL TO WHOM THESE PRESENTS SHALL COME:

UNITED STATES DEPARTMENT OF COMMERCE
United States Patent and Trademark Office

February 16, 2012

THIS IS TO CERTIFY THAT ANNEXED HERETO IS A TRUE COPY FROM THE RECORDS OF THE UNITED STATES PATENT AND TRADEMARK OFFICE OF THOSE PAPERS OF THE BELOW IDENTIFIED PATENT APPLICATION THAT MET THE REQUIREMENTS TO BE GRANTED A FILING DATE UNDER 35 USC 111.

APPLICATION NUMBER: *61/500,903*
FILING DATE: *June 24, 2011*

THE COUNTRY CODE AND NUMBER OF YOUR PRIORITY APPLICATION, TO BE USED FOR FILING ABROAD UNDER THE PARIS CONVENTION, IS *US61/500,903*

By Authority of the
Under Secretary of Commerce for Intellectual Property
and Director of the United States Patent and Trademark Office

P. R. Grant

P. R. GRANT
Certifying Officer

Amazon.com, Inc., Amazon.com Services LLC - Ex. 1013, Page 000001
IPR2024-00604 (Amazon.com, Inc., Amazon.com Services LLC v. Nokia Technologies Oy)

Electronic Acknowledgement Receipt

EFS ID:	10383802
Application Number:	61500903
International Application Number:	
Confirmation Number:	9868
Title of Invention:	METHOD FOR REMOVING REDUNDANCY IN MOTION VECTOR PREDICTORS
First Named Inventor/Applicant Name:	Jian-Liang Lin
Customer Number:	24504
Filer:	Daniel R. McClure/Brooke French
Filer Authorized By:	Daniel R. McClure
Attorney Docket Number:	251343-8600
Receipt Date:	24-JUN-2011
Filing Date:	
Time Stamp:	15:48:23
Application Type:	Provisional

Payment information:

Submitted with Payment	yes
Payment Type	Credit Card
Payment was successfully received in RAM	$220
RAM confirmation Number	2312
Deposit Account	200778
Authorized User	MCCLURE,DANIEL R.

The Director of the USPTO is hereby authorized to charge indicated fees and credit any overpayment as follows:

Charge any Additional Fees required under 37 C.F.R. Section 1.21 (Miscellaneous fees and charges)

Copy provided by USPTO from the IFW Image Database on 02/10/2012

File Listing:

Document Number	Document Description	File Name	File Size(Bytes)/ Message Digest	Multi Part /.zip	Pages (if appl.)
1	Provisional Cover Sheet (SB16)	01393111.PDF	1060278 4fb77dc146f0c31a02c057f34917699616ecee6e3	no	3
Warnings:					
Information:					
2	Specification	01393108.PDF	232537 da20c3735040d8a6945bc436c0c5c02d5e3b4378	no	12
Warnings:					
Information:					
3	Fee Worksheet (SB06)	fee-info.pdf	29873 052ac27759e08fc1af5233d07e6f70e2313a16bc	no	2
Warnings:					
Information:					
		Total Files Size (in bytes):	1322688		

This Acknowledgement Receipt evidences receipt on the noted date by the USPTO of the indicated documents, characterized by the applicant, and including page counts, where applicable. It serves as evidence of receipt similar to a Post Card, as described in MPEP 503.

New Applications Under 35 U.S.C. 111
If a new application is being filed and the application includes the necessary components for a filing date (see 37 CFR 1.53(b)-(d) and MPEP 506), a Filing Receipt (37 CFR 1.54) will be issued in due course and the date shown on this Acknowledgement Receipt will establish the filing date of the application.

National Stage of an International Application under 35 U.S.C. 371
If a timely submission to enter the national stage of an international application is compliant with the conditions of 35 U.S.C. 371 and other applicable requirements a Form PCT/DO/EO/903 indicating acceptance of the application as a national stage submission under 35 U.S.C. 371 will be issued in addition to the Filing Receipt, in due course.

New International Application Filed with the USPTO as a Receiving Office
If a new international application is being filed and the international application includes the necessary components for an international filing date (see PCT Article 11 and MPEP 1810), a Notification of the International Application Number and of the International Filing Date (Form PCT/RO/105) will be issued in due course, subject to prescriptions concerning national security, and the date shown on this Acknowledgement Receipt will establish the international filing date of the application.

Copy provided by USPTO from the IFW Image Database on 02/10/2012

Doc Code: **TR.PROV**
Document Description: Provisional Cover Sheet (SB16)

PTO/SB/16 (11-08)
Approved for use through 09/30/2010 OMB 0651-0032
U.S. Patent and Trademark Office: U.S. DEPARTMENT OF COMMERCE
Under the Paperwork Reduction Act of 1995, no persons are required to respond to a collection of information unless it displays a valid OMB control number

Provisional Application for Patent Cover Sheet

This is a request for filing a PROVISIONAL APPLICATION FOR PATENT under 37 CFR 1.53(c)

Inventor(s)

Inventor 1 — Remove

Given Name	Middle Name	Family Name	City	State	Country i
Jian-Liang		Lin	Su'ao Township		CN

Inventor 2 — Remove

Given Name	Middle Name	Family Name	City	State	Country i
Yi-Wen		Chen	Taichung City		TW. CN

Inventor 3 — Remove

Given Name	Middle Name	Family Name	City	State	Country i
Yu-Wen		Huang	Taipei City		TW CN

Inventor 4 — Remove

Given Name	Middle Name	Family Name	City	State	Country i
Shaw-Min		Lei	Zhubei City, Hsir		TW - CN

All Inventors Must Be Listed – Additional Inventor Information blocks may be generated within this form by selecting the **Add** button. Add

Title of Invention	METHOD FOR REMOVING REDUNDANCY IN MOTION VECTOR PREDICTORS
Attorney Docket Number (if applicable)	251343-8600

Correspondence Address

Direct all correspondence to (select one):

◉ The address corresponding to Customer Number	○ Firm or Individual Name
Customer Number	24504

The invention was made by an agency of the United States Government or under a contract with an agency of the United States Government.

◉ No.

○ Yes, the name of the U.S. Government agency and the Government contract number are:

FS - Web 1.0.1

Amazon.com, Inc., Amazon.com Services LLC - Ex. 1013, Page 000004

Copy provided by USPTO from the IFW Image Database on 02/10/2012

Doc Code: **TR.PROV**
Document Description: Provisional Cover Sheet (SB16)

PTO/SB/16 (11-08)
Approved for use through 09/30/2010 OMB 0651-0032
U.S. Patent and Trademark Office: U.S. DEPARTMENT OF COMMERCE
Under the Paperwork Reduction Act of 1995, no persons are required to respond to a collection of information unless it displays a valid OMB control number

Entity Status

Applicant claims small entity status under 37 CFR 1.27

○ Yes, applicant qualifies for small entity status under 37 CFR 1.27

◉ No

Warning

Petitioner/applicant is cautioned to avoid submitting personal information in documents filed in a patent application that may contribute to identity theft. Personal information such as social security numbers, bank account numbers, or credit card numbers (other than a check or credit card authorization form PTO-2038 submitted for payment purposes) is never required by the USPTO to support a petition or an application. If this type of personal information is included in documents submitted to the USPTO, petitioners/applicants should consider redacting such personal information from the documents before submitting them to USPTO. Petitioner/applicant is advised that the record of a patent application is available to the public after publication of the application (unless a non-publication request in compliance with 37 CFR 1.213(a) is made in the application) or issuance of a patent. Furthermore, the record from an abandoned application may also be available to the public if the application is referenced in a published application or an issued patent (see 37 CFR1.14). Checks and credit card authorization forms PTO-2038 submitted for payment purposes are not retained in the application file and therefore are not publicly available.

Signature

Please see 37 CFR 1.4(d) for the form of the signature.

Signature	/Daniel R. McClure/			Date (YYYY-MM-DD)	2011-06-24
First Name	Daniel	Last Name	McClure	Registration Number (If appropriate)	38962

This collection of information is required by 37 CFR 1.51. The information is required to obtain or retain a benefit by the public which is to file (and by the USPTO to process) an application. Confidentiality is governed by 35 U.S.C. 122 and 37 CFR 1.11 and 1.14. This collection is estimated to take 8 hours to complete, including gathering, preparing, and submitting the completed application form to the USPTO. Time will vary depending upon the individual case. Any comments on the amount of time you require to complete this form and/or suggestions for reducing this burden, should be sent to the Chief Information Officer, U.S. Patent and Trademark Office, U.S. Department of Commerce, P.O. Box 1450, Alexandria, VA 22313-1450. DO NOT SEND FEES OR COMPLETED FORMS TO THIS ADDRESS. **This form can only be used when in conjunction with EFS-Web. If this form is mailed to the USPTO, it may cause delays in handling the provisional application.**

Copy provided by USPTO from the IFW Image Database on 02/10/2012

Privacy Act Statement

The Privacy Act of 1974 (P.L. 93-579) requires that you be given certain information in connection with your submission of the attached form related to a patent application or paten. Accordingly, pursuant to the requirements of the Act, please be advised that : (1) the general authority for the collection of this information is 35 U.S.C. 2(b)(2); (2) furnishing of the information solicited is voluntary; and (3) the principal purpose for which the information is used by the U.S. Patent and Trademark Office is to process and/or examine your submission related to a patent application or patent. If you do not furnish the requested information, the U.S. Patent and Trademark Office may not be able to process and/or examine your submission, which may result in termination of proceedings or abandonment of the application or expiration of the patent.

The information provided by you in this form will be subject to the following routine uses:

1. The information on this form will be treated confidentially to the extent allowed under the Freedom of Information Act (5 U.S.C. 552) and the Privacy Act (5 U.S.C 552a). Records from this system of records may be disclosed to the Department of Justice to determine whether disclosure of these records is required by the Freedom of Information Act.
2. A record from this system of records may be disclosed, as a routine use, in the course of presenting evidence to a court, magistrate, or administrative tribunal, including disclosures to opposing counsel in the course of settlement negotiations.
3. A record in this system of records may be disclosed, as a routine use, to a Member of Congress submitting a request involving an individual, to whom the record pertains, when the individual has requested assistance from the Member with respect to the subject matter of the record.
4. A record in this system of records may be disclosed, as a routine use, to a contractor of the Agency having need for the information in order to perform a contract. Recipients of information shall be required to comply with the requirements of the Privacy Act of 1974, as amended, pursuant to 5 U.S.C. 552a(m).
5. A record related to an International Application filed under the Patent Cooperation Treaty in this system of records may be disclosed, as a routine use, to the International Bureau of the World Intellectual Property Organization, pursuant to the Patent Cooperation Treaty.
6. A record in this system of records may be disclosed, as a routine use, t o a n other federal agency for purposes of National Security review (35 U.S.C. 181) and for review pursuant to the Atomic Energy Act (42 U.S.C. 218(c)).
7. A record from this system of records may be disclosed, as a routine use, to the Administrator, General Services, or his/her designee, during an inspection of records conducted by GSA as part of that agency's responsibility to recommend improvements in records management practices and programs, under authority of 44 U.S.C. 2904 and 2906. Such disclosure shall be made in accordance with the GSA regulations governing inspection of records for this purpose, and any other relevant (i.e., GSA or Commerce) directive. Such disclosure shall not be used to make determinations about individuals.
8. A record from this system of records may be disclosed, as a routine use, to the public after either publication of the application pursuant to 35 U.S.C. 122(b) or issuance of a patent pursuant to 35 U.S.C. 151. Further, a record may be disclosed, subject to the limitations of 37 CFR 1.14, as a routine use, to the public if the record was filed in an application which became abandoned or in which the proceedings were terminated and which application is referenced by either a published application, an application open to public inspection or an issued patent.
9. A record from this system of records may be disclosed, as a routine use, to a Federal, State, or local law enforcement agency, if the USPTO becomes aware of a violation or potential violation of law or regulation.

Copy provided by USPTO from the IFW Image Database on 02/10/2012

Title: Method for removing redundancy in motion vector predictors

Authors: Jian-Liang Lin, Yi-Wen Chen, Yu-Wen Huang, and Shaw-Min Lei

.....

Related Arts

High-Efficiency Video Coding (HEVC) is a new international video coding standard that is being developed by the Joint Collaborative Team on Video Coding (JCT-VC). HEVC is based on the hybrid block-based motion-compensated DCT-like transform coding architecture. The basic unit for compression, termed coding unit (CU), is a 2Nx2N square block, and each CU can be recursively split into four smaller CUs until the predefined minimum size is reached. Each CU contains one or multiple prediction units (PUs). The PU sizes can be 2Nx2N, 2NxN, Nx2N, and NxN.

To increase the coding efficiency of motion vector coding in HEVC, the motion vector competition (MVC) based scheme is applied to select one motion vector predictor (MVP) among a given candidate set of MVPs which includes spatial and temporal MVPs. There are three inter-prediction modes including Inter, Skip, and Merge in the HEVC test model version 3.0 (HM-3.0). The Inter mode performs motion-compensated prediction with transmitted motion vector differences (MVDs) that can be used together with MVPs for deriving motion vectors (MVs), while the Skip and Merge modes utilize motion inference methods (MV=MVP+MVD where MVD is zero) to obtain the motion information from spatially neighboring blocks (spatial candidates) or a temporal block (temporal candidate) located in a co-located picture where the co-located picture is the first reference picture in list 0 or list 1, which is signalled in the slice header. When a PU is coded in either Skip or Merge mode, no motion information is transmitted except the index of the selected candidate. In the case of a Skip PU, the residual signal is also omitted. For the Inter modes in HM-3.0, the advanced motion vector prediction (AMVP) scheme is used to select a motion vector predictor among an AMVP candidate set including two spatial MVPs and one temporal MVP. As for the Merge and Merge-Skip mode in HM-3.0, the Merge scheme is used to select a motion vector predictor among a Merge candidate set containing four spatial MVPs and one temporal MVP.

For the Inter mode, the reference picture index is explicitly transmitted to the decoder. The MVP is then selected among the candidate set for a given reference picture index. As shown in Figure 1, the MVP candidate set for the Inter mode in

Amazon.com, Inc., Amazon.com Services LLC - Ex. 1013, Page 000007

Copy provided by USPTO from the IFW Image Database on 02/10/2012

HM-3.0 includes two spatial MVPs and one temporal MVP:

1. Left predictor (the first available one from A_0, A_1)
2. Top predictor (the first available one from B_0, B_1, B_{n+1})
3. Temporal predictor (the first available one from T_{BR} and T_{CTR})

A temporal predictor is derived from a block (T_{BR} or T_{CTR}) located in a co-located picture where the co-located picture is the first reference picture in list 0 or list 1. Since the block where a temporal MVP is located may have two MVs, one MV from list 0 and one MV from list 1, the temporal MVP is derived from the MV from list 0 or list 1 according to the following rule:

1. The MV that crosses the current picture is chosen first.

2. If both MVs cross the current picture or both do not cross, the one with same reference list as the current list will be chosen.

In HM-3.0, if a particular block is encoded as Merge, an MVP index is signaled to indicate which MVP among the MVP candidate set is used for this block to be merged. To follow the essence of motion information sharing, each merged PU reuses the MV, prediction direction, and reference picture index of the selected candidate. It is noted that if the selected MVP is a temporal MVP, the reference picture index is always set to the first reference picture. As shown in Figure 2, the candidate set of MVPs includes four spatial MVPs and one temporal MVP:

1. Left predictor (A_m)
2. Top predictor (B_n)
3. Temporal predictor (the first available one from T_{BR} and T_{CTR})
4. Above right predictor (B_0)
5. Below left predictor (A_0)

In HM-3.0, a process is utilized in both Inter and Merge modes to avoid an empty candidate set. With this process, a candidate with zero MV is added to the candidate set when no candidate can be inferred in Inter or Merge mode.

Based on the rate-distortion optimization (RDO) decision, the encoder selects one final MVP within a given candidate set of MVPs for Inter, Skip, or Merge modes and transmits the index of the selected MVP to the decoder after removing the redundant candidates. However, because the temporal motion predictor is included in the candidate sets of motion vector predictors (MVPs) to improve the coding efficiency; it can cause parsing errors and thus severe error propagation. When a motion vector (MV) of a previous picture cannot be decoded correctly, a mismatch between the candidate set on the encoder side and that on the decoder side may occur, resulting in parsing error of the index of the best MVP candidate. Then, the rest of the current picture cannot be parsed or decoded properly. What is even worse, this parsing error can affect subsequent inter pictures that also allow temporal MVP candidates. One

Amazon.com, Inc., Amazon.com Services LLC - Ex. 1013, Page 000008

Copy provided by USPTO from the IFW Image Database on 02/10/2012

small decoding error of an MV may cause failure of parsing many subsequent pictures.

In order to compress the memory of storing the data of MVs in a coded picture for using temporal MVPs, a tool of memory compression, motion data storage reduction (MDSR), was adopted in HEVC. In this method, MV data of one block in an MDSR unit will be used as the representative MV data for the entire MDSR unit, and all the MV data of other blocks in the MDSR will be discarded.

Proposed Methods

In this invention, we propose a scheme to remove the redundant MVPs in the MVP candidate set for AMVP and Merge modes without using the values of motion vectors. Different types of redundancy removing methods without using the values of motion vectors are shown as follows.

1. Removing redundant MVPs within the same PU

   If more than one MVPs in the MVP candidates set for AMVP and Merge modes are located within in the same PU, those MVPs will be identical; and therefore, the redundant MVPs can be removed without comparing their MVs. An example of Merge mode is shown in Figure 3. Since MVP B and MVP C are both located within the same PU, MVP C is redundant and shall be removed.

2. Removing redundant MVPs caused by MDSR

   A temporal predictor is derived from a block located in a co-located picture and the MV is scaled according POCs. As shown in Figure 4, if H' and H are within the same MDSR unit and have the same scaling factor and are derived from the MV of the same reference picture list, and if the neighboring PU (Figure 4 uses the above PU as example) is merged with the temporal MVP H' or selects the temporal MVP H' with zero MVD, the MVP B and MVP H will be identical, and therefore one of them can be removed.

3. Removing redundant MVPs caused by Merge

   If multiple MVPs are located in different PUs and the PUs are merged together, those MVPs will be identical and the redundancy can be removed. Figure 5 shows an example which assumes the PUs in green color are merged together. Since MVP A and MVP C are identical, MVP C can be removed.

Amazon.com, Inc., Amazon.com Services LLC - Ex. 1013, Page 000009

Copy provided by USPTO from the IFW Image Database on 02/10/2012

4. Removing redundant MVPs caused by Inter mode with zero MVD

If multiple MVPs are located in different PUs and some MVPs are predicted by the other MVPs with zero MVDs in Inter mode, those MVPs will be identical and the redundancy can be removed. Figure 6 shows an example which assumes the PU of MVP A is coded as Inter mode using MVP B without scaling and with zero MVD. For the current PU, since MVP A and MVP B are identical, MVP B can be removed.

5. Removing redundant MVPs to avoid imitation in Merge mode

For the second PU of 2NxN or Nx2N Merge mode, those MVPs which will make this 2NxN or Nx2N PU Merge as a 2Nx2N PU Merge can be removed without comparing the values of MVs. As shown in the Figure 7, the MVP B of the 2nd 2NxN merge mode and the MVP A of the 2nd Nx2N merge mode can be removed to avoid the imitation.

For the fourth PU in NxN Merge mode, those MVPs which will make this NxN Merge as one of 2Nx2N, 2NxN or Nx2N PU Merge can also be removed without comparing the values of MVs. Figure 8 shows the examples of avoid the imitation of NxN Merge mode. As shown in figure 8(a), if PU1 and PU3 are merged, the MVP B of PU4 can be removed to avoid the imitation of Nx2N merge. As shown in figure 8(b), if PU1 and PU2 are merged, the MVP A of PU4 can be removed to avoid the imitation of 2NxN Merge. As shown in figure 8(c), if PU1, PU2 and PU3 are merged, the MVP A and B can be removed to avoid the imitation of 2Nx2N Merge.

6. Removing redundant MVPs caused by combination of different types of redundancy

The redundancy may be created by the interaction. An example is shown in Figure 9, assuming H' and H are within the same MDSR unit and have same scaling factor, and the 1st 2NxN PU is merged with H'. In order to avoid the imitation of 2Nx2N Merge, the MVP B for the 2nd PU can be removed. However, because H is identical to B (H and H' are identical, and the 1st PU (B) is merged with H'), H can also be removed.

7. Removing redundant MVPs using motion ID

The motion ID is proposed to describe the inheritance process of motion information passed from a coded PU to the current PU to follow the trail of the MV. A unique motion ID is assigned for each new MV which is created in the

Amazon.com, Inc., Amazon.com Services LLC - Ex. 1013, Page 000010

Copy provided by USPTO from the IFW Image Database on 02/10/2012

Inter mode (new MV = MVP+MVD) or the Merge mode which is merged with a new temporal MVP. However, if two PUs are both merged with temporal MVPs which are derived from the co-located blocks within the same MDSR unit and based on the same target reference picture and same picture reference list, the same motion ID will be assigned for the two PUs. As depicted in Figure 10, if both above and current PUs are merged with their temporal MVPs H and H' which are derived from the co-located blocks within the same MDSR unit, an identical motion ID will be assigned for these two PUs. In addition, a unique motion ID is also assigned for the MVs which are merged with or predicted (with zero MVD) by the candidates with zero MVs created by the process of avoiding empty candidate set in HEVC.

The motion ID can be inherited in the Merge, Merge-Skip mode and Inter modes. In Merge mode, an MVP index is signaled to indicate which MVP among the MVP candidate set is used for this block to be merged. To follow the essence of motion information sharing, each merged PU reuses the MV, prediction direction, and reference picture index of the selected candidate. As shown in the left part of Figure 11, the merged PU will also inherit the motion ID(s) of the selected candidate. As shown in the right part of Figure 11, the motion ID can also be inherited by the Inter mode, when the MVD equals to zeros and the derived MVP is exactly the same as that of the neighboring block (without scaling). By comparing the motion ID, the MVP which has an identical motion ID with a previous MVP in the candidate set can thus be removed.

8. <u>Removing redundant MVPs to avoid imitation in Merge mode using motion ID</u>

For the second PU of 2NxN or Nx2N Merge mode, those MVPs whose motion ID is identical to that of the first PU can be removed without comparing the values of MVs.

For the fourth PU in NxN Merge mode, those MVPs which will make this NxN Merge as one of 2Nx2N, 2NxN or Nx2N PU Merge can also be removed using motion ID. Figure 8 shows the examples of avoid the imitation of NxN Merge mode. As shown in figure 8(a), if PU1 and PU3 have the same motion ID, the MVPs whose motion IDs are identical to that of PU2 can be removed to avoid the imitation of Nx2N Merge. As shown in figure 8(b), if PU1 and PU2 have the same motion ID, the MVPs whose motion IDs are identical to that of PU3 can be removed to avoid the imitation of 2NxN Merge. As shown in figure 8(c), if PU1, PU2 and PU3 have the same motion ID, the MVPs whose motion IDs are identical to that of PU1, PU2 and PU3 can be removed to avoid the imitation of 2Nx2NMerge.

Amazon.com, Inc., Amazon.com Services LLC - Ex. 1013, Page 000011

Copy provided by USPTO from the IFW Image Database on 02/10/2012

Summary

1. A method of the removing redundant MVPs in the MVP candidate set without using the values of MVs.
2. In item 1, the MVPs within the same PU are identical, and the redundant MVP(s) is removed.
3. In item 1, the MVPs within the same MDSR unit have the same scaling factor and are derived from the MV of same reference picture list are identical; and the redundant MVP(s) is removed.
4. In item 1, the MVPs within the same MDSR unit are considered as identical whatever the scaling factor and the reference picture list are; and the redundant MVP(s) is removed.
5. In item 1, the MVPs within the same MDSR unit and have same scaling factor are considered as identical whatever the reference picture list is; and the redundant MVP(s) is removed.
6. In item 1, if multiple MVPs are located in different PUs and merged together, those MVP are identical, and the redundant MVP(s) is removed.
7. For the second PU of 2NxN or Nx2N Merge mode, those MVPs which will make this 2NxN or Nx2N Merge as a 2Nx2N PU Merge mode can be removed without comparing the values of MVs.
8. For the fourth PU in NxN Merge mode, those MVPs which will make this NxN Merge as one of 2Nx2N, 2NxN or Nx2N Merge mode can be removed without comparing the values of MVs.
9. The redundant MVPs caused by the combination of different types of redundancy listed in item 2~8 are removed.
10. A motion ID is used to follow the trail of the MV
11. In item 10, the redundant MVP which has an identical motion ID to previous MVP in the candidate set can be removed.
12. In item 10, a unique motion ID is assigned for each new MV which is created in Inter mode.
13. In item 10, a unique motion ID is assigned for each new MV which is created in Merge mode merged with a new temporal MVP.
14. In item 13, an identical motion ID is assigned for the MVs which are merged with the temporal MVPs from the same MDSR units using the same scaling factors.
15. In item 10, a unique motion ID is assigned for the MVs which are merged with the candidate of zero MV created by the process of avoiding empty candidate set in

Amazon.com, Inc., Amazon.com Services LLC - Ex. 1013, Page 000012
Copy provided by USPTO from the IFW Image Database on 02/10/2012

Merge mode. In Inter mode, if MVD is zero, this unique motion ID is also assigned for the MVs which are predicted by the candidate of zero MV created by the process of avoiding empty candidate set.

16. In item 10, the motion ID is inherited by the Merge and Merge-Skip modes.
17. In item 10, the motion ID is inherited by the Merge and Merge-Skip modes which are merged with the spatial candidates.
18. In item 10, the motion ID is inherited by a Inter mode with zero MVD and its derived MVP is exactly the same as the MV of that neighboring block (without scaling)
19. For the second PU of 2NxN or Nx2N Merge mode, those MVPs whose motion ID are identical to that of first PU can be removed to avoid imitating a 2Nx2N PU Merge.
20. For the fourth PU in NxN Merge mode as depicted in Figure 12, those MVPs which will make this NxN Merge as one of 2Nx2N, 2NxN or Nx2N Merge can be removed using motion IDs. If PU1 and PU3 have the same motion ID, the MVPs whose motion IDs are identical to that of PU2 can be removed to avoid the imitation of Nx2N Merge. If PU1 and PU2 have the same motion ID, the MVPs whose motion IDs are identical to that of PU3 can be removed to avoid the imitation of 2NxN Merge. If PU1, PU2 and PU3 have the same motion ID, the MVPs whose motion IDs are identical to that of PU1, PU2 and PU3 can be removed to avoid the imitation of 2Nx2N Merge.
21. In item 1, a flag is encoded in the sequence, picture or slice header to indicate whether that method is enabled.
22. In item 11, a flag is encoded in the sequence, picture or slice header to indicate whether that method is enabled.

Amazon.com, Inc., Amazon.com Services LLC - Ex. 1013, Page 000013

Copy provided by USPTO from the IFW Image Database on 02/10/2012

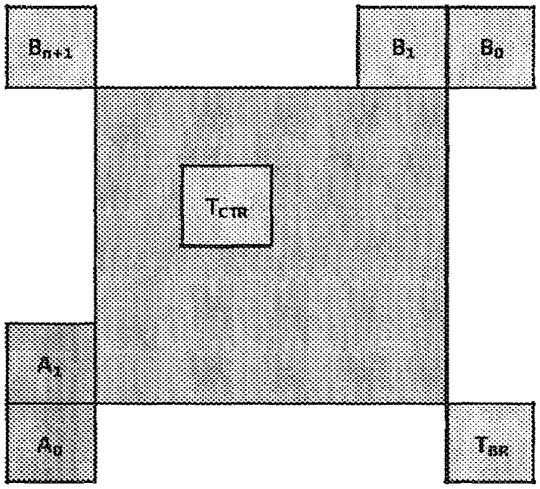

Figure 1 . The MVP candidate set for Inter in HM-3.0.

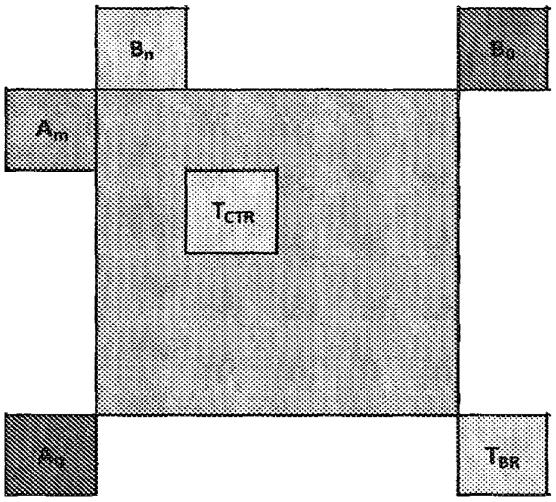

Figure 2. The MVP candidate set for Merge in HM-3.0.

Amazon.com, Inc., Amazon.com Services LLC - Ex. 1013, Page 000014

Copy provided by USPTO from the IFW Image Database on 02/10/2012

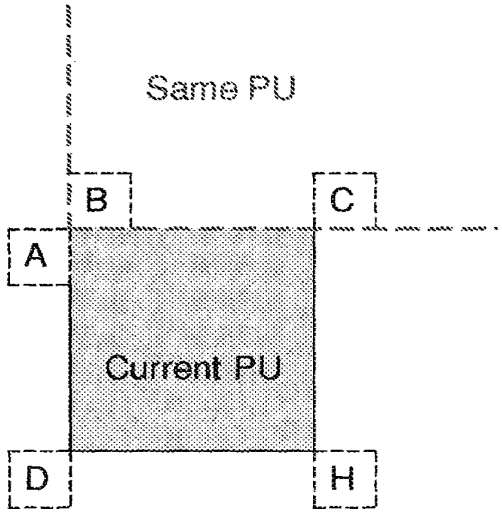

Figure 3. An example of removing redundant MVPs within the same PU.

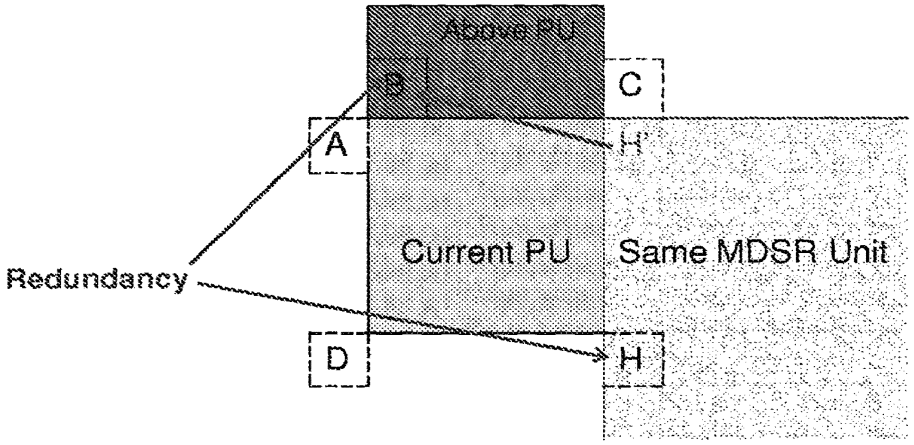

Figure 4. An example of removing redundant MVPs caused by MDSR.

Amazon.com, Inc., Amazon.com Services LLC - Ex. 1013, Page 000015

Copy provided by USPTO from the IFW Image Database on 02/10/2012

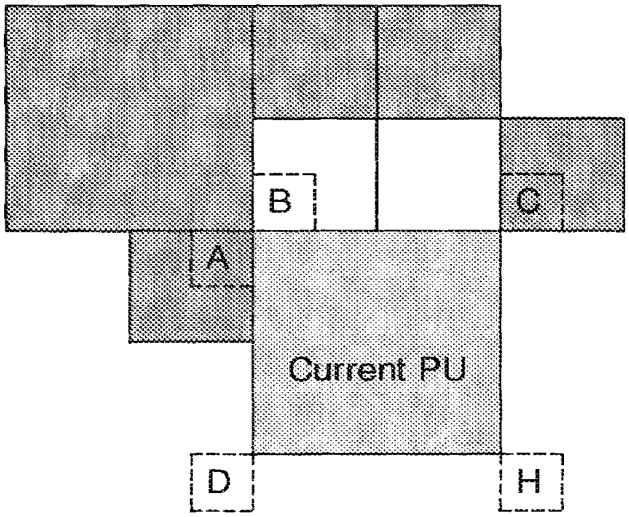

Figure 5. An example of removing redundant MVPs caused by Merge.

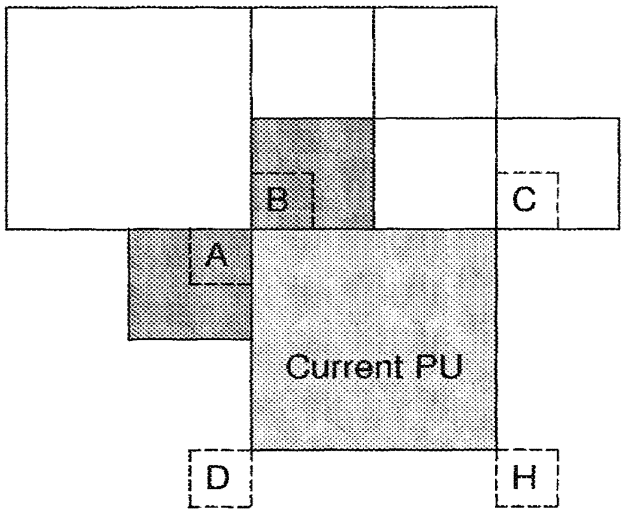

Figure 6. An example of removing redundant MVPs caused by Inter mode with zero MVD

Amazon.com, Inc., Amazon.com Services LLC - Ex. 1013, Page 000016
Copy provided by USPTO from the IFW Image Database on 02/10/2012

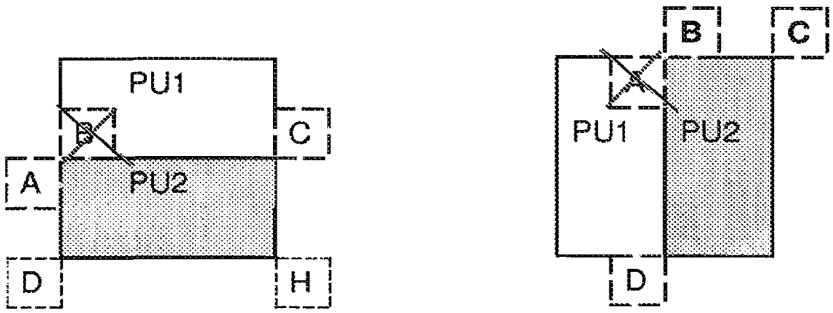

Figure 7. An example of removing redundant MVPs in 2NxN and Nx2N Merge mode to avoid imitation.

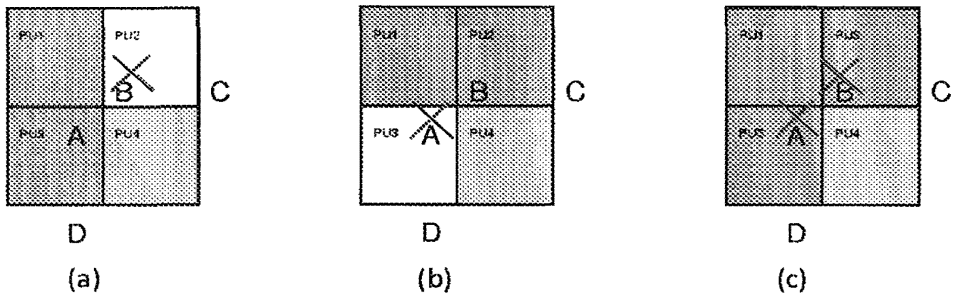

Figure 8. An example of removing redundant MVPs in NxN Merge mode to avoid imitation.

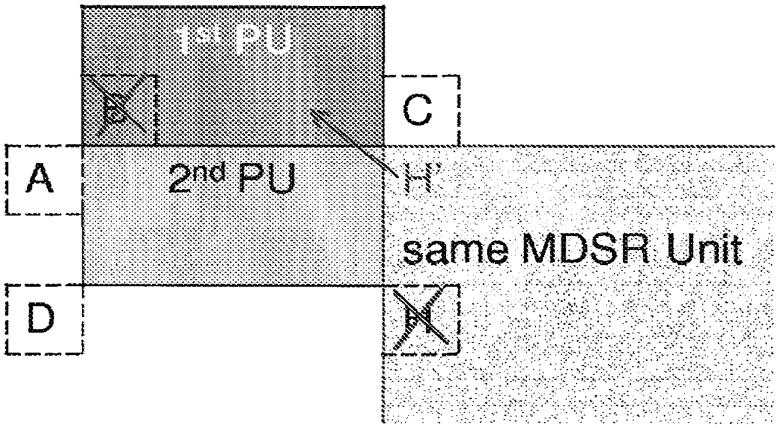

Figure 9. An example of removing redundant MVPs caused by combination of different types of redundancy.

Amazon.com, Inc., Amazon.com Services LLC - Ex. 1013, Page 000017

Copy provided by USPTO from the IFW Image Database on 02/10/2012

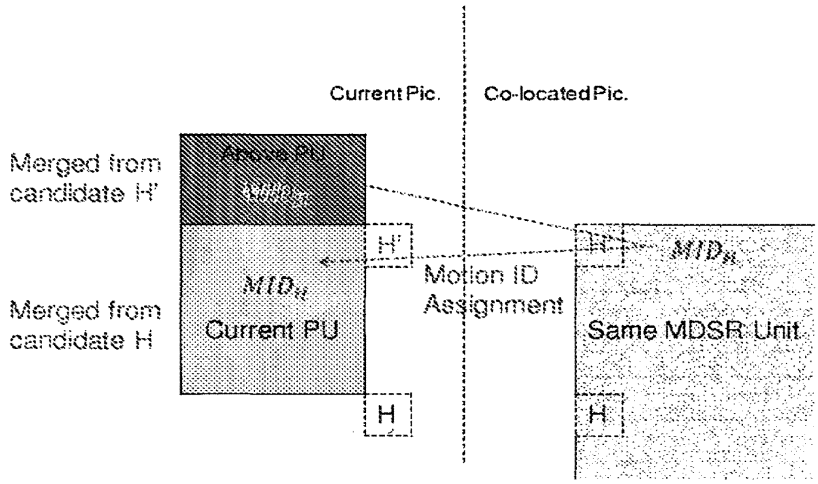

Figure 10. An example of motion ID assignment by temporal merging.

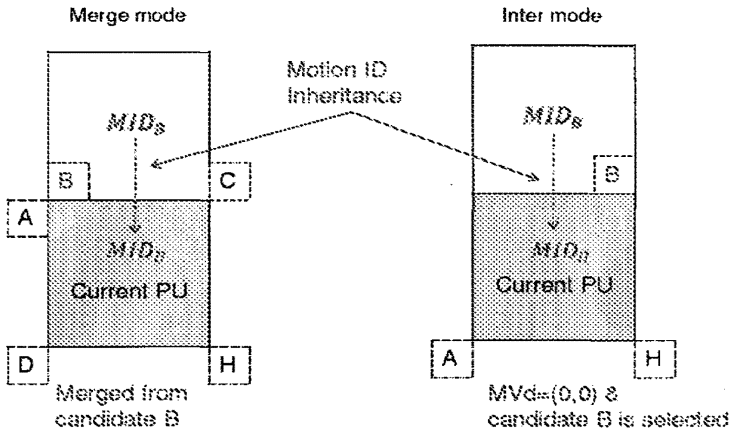

Figure 11. An example of motion ID inheritance through motion sharing.

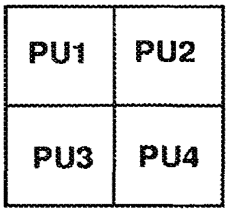

Figure 12. An example of an NxN CU.

Amazon.com, Inc., Amazon.com Services LLC - Ex. 1013, Page 000018

Copy provided by USPTO from the IFW Image Database on 02/10/2012

WIPO
WORLD
INTELLECTUAL PROPERTY
ORGANIZATION

DOCUMENT MADE AVAILABLE UNDER THE PATENT COOPERATION TREATY (PCT)

International application number:		**PCT/CN2012/076762**
International filing date:		**12 June 2012 (12.06.2012)**
Document type:		**Certified copy of priority document**
Document details:	Country/Office:	**US**
	Number:	**61/500,903**
	Filing date:	**24 June 2011 (24.06.2011)**
Date of receipt at the International Bureau:		**30 August 2012 (30.08.2012)**

Remark: Priority document submitted or transmitted to the International Bureau in compliance with Rule 17.1(a),(b) or (b-*bis*)

34, chemin des Colombettes
1211 Geneva 20, Switzerland
www.wipo.int