US 20100026815A1

(19) United States

(12) Patent Application Publication

(10) Pub. No.: US 2010/0026815 A1

(43) Pub. Date: Feb. 4, 2010

Yamamoto

(54) **INFORMATION PROCESSING METHOD, INFORMATION PROCESSING APPARATUS, AND COMPUTER-READABLE STORAGE MEDIUM**

(75) Inventor: **Hiroki Yamamoto**, Yokohama-shi (JP)

Correspondence Address:
**CANON U.S.A. INC. INTELLECTUAL PROPERTY DIVISION**
**15975 ALTON PARKWAY**
**IRVINE, CA 92618-3731 (US)**

(73) Assignee: **CANON KABUSHIKI KAISHA**, Tokyo (JP)

(21) Appl. No.: **12/509,067**

(22) Filed: **Jul. 24, 2009**

(30) **Foreign Application Priority Data**

Jul. 29, 2008 (JP) ..... 2008-194800

**Publication Classification**

(51) **Int. Cl.**
*H04N 5/225* (2006.01)
*G10L 15/00* (2006.01)

(52) **U.S. Cl.** ..... **348/207.1**; 704/275; 704/E15.001; 348/E05.024

(57) **ABSTRACT**

A method includes detecting a start and an end of a first sound that satisfies a present standard, obtaining image data in response to detection of the start and end of the first sound, storing the obtained image data, and determining the image data to be data that is to be stored, in accordance with a content of the first sound.

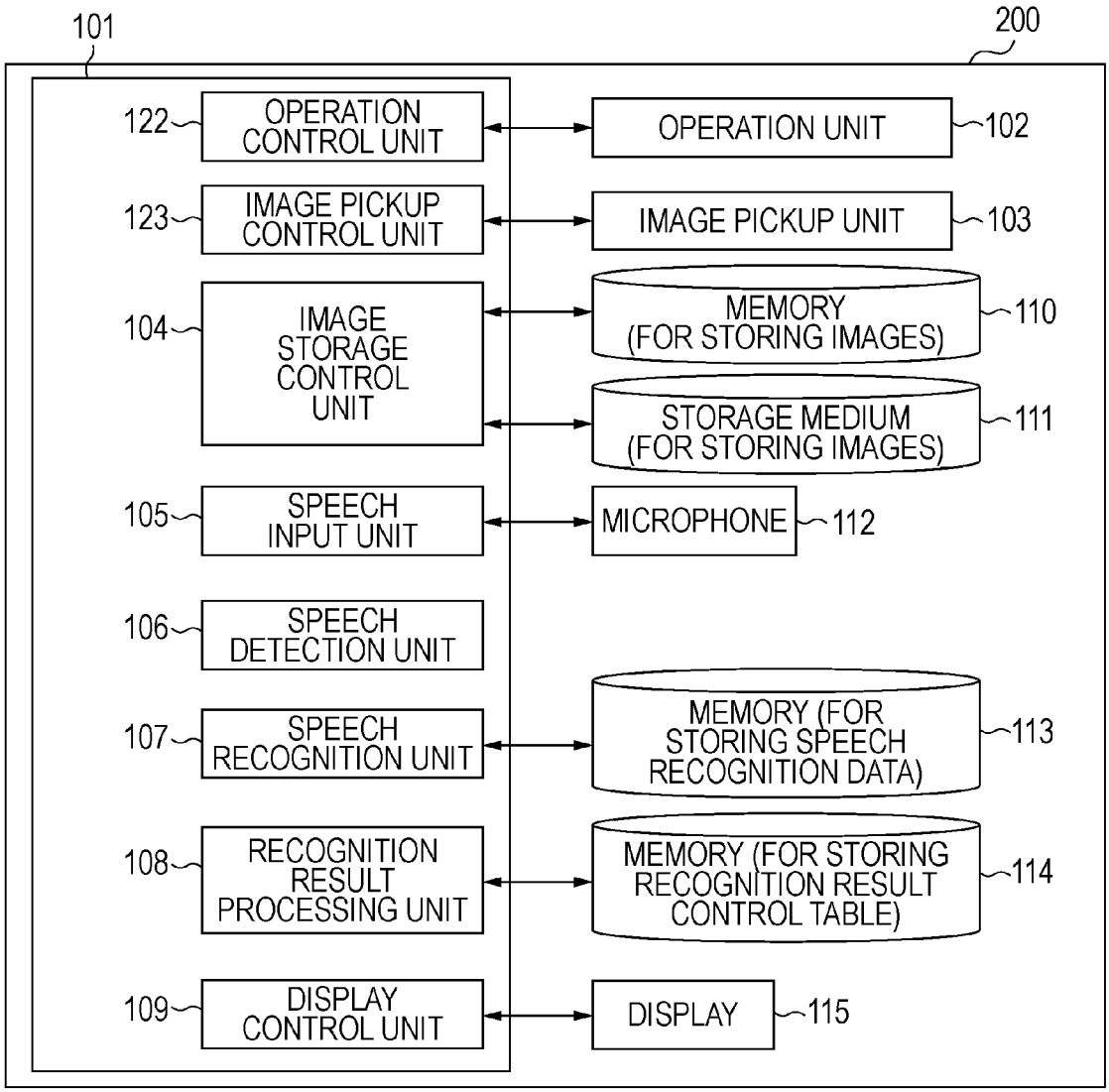

FIG. 1

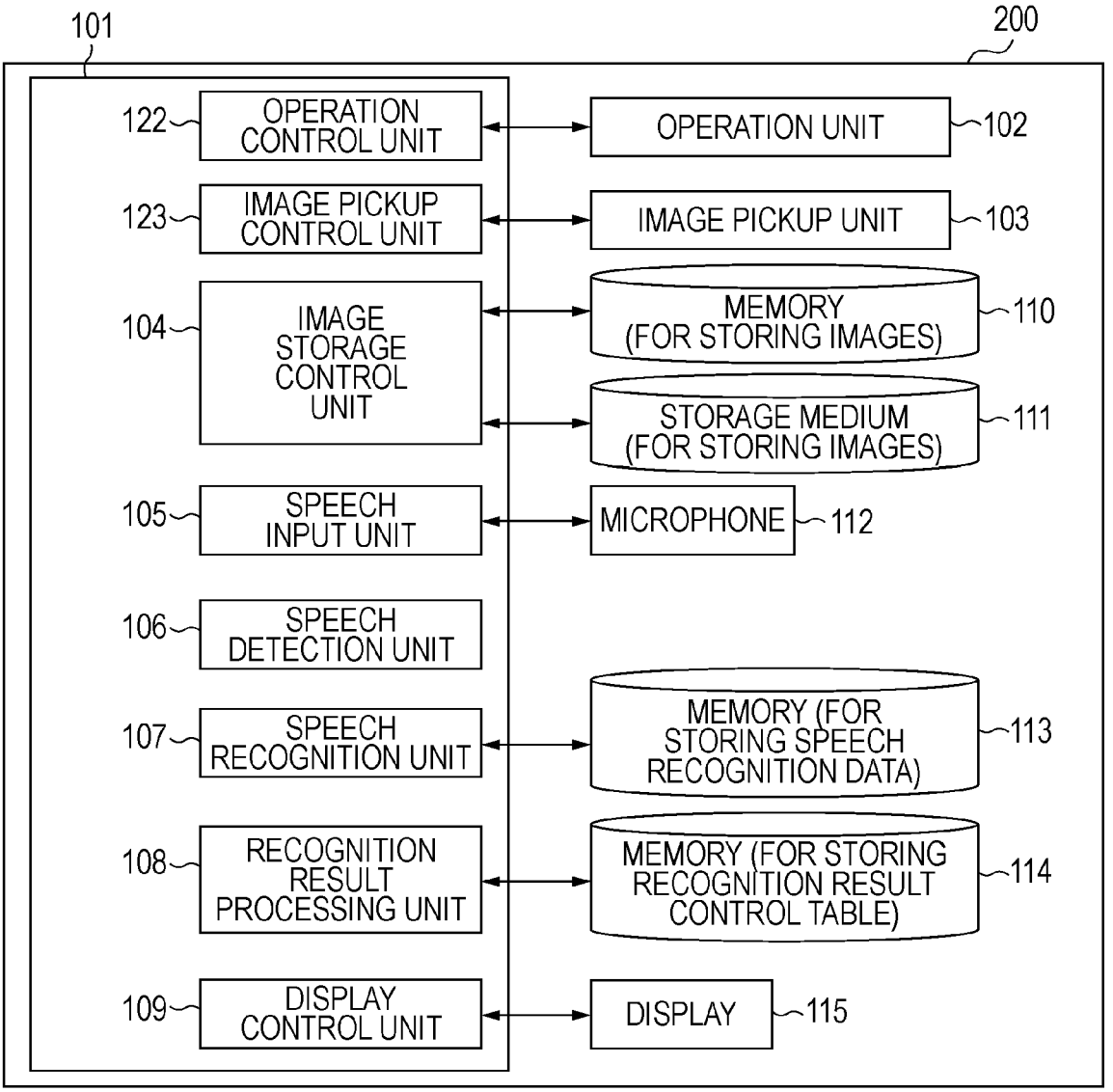
101
200
122
OPERATION CONTROL UNIT
OPERATION UNIT
102
123
IMAGE PICKUP CONTROL UNIT
IMAGE PICKUP UNIT
103
104
IMAGE STORAGE CONTROL UNIT
MEMORY (FOR STORING IMAGES)
110
STORAGE MEDIUM (FOR STORING IMAGES)
111
105
SPEECH INPUT UNIT
MICROPHONE
112
106
SPEECH DETECTION UNIT
107
SPEECH RECOGNITION UNIT
MEMORY (FOR STORING SPEECH RECOGNITION DATA)
113
108
RECOGNITION RESULT PROCESSING UNIT
MEMORY (FOR STORING RECOGNITION RESULT CONTROL TABLE)
114
109
DISPLAY CONTROL UNIT
DISPLAY
115

FIG. 2A

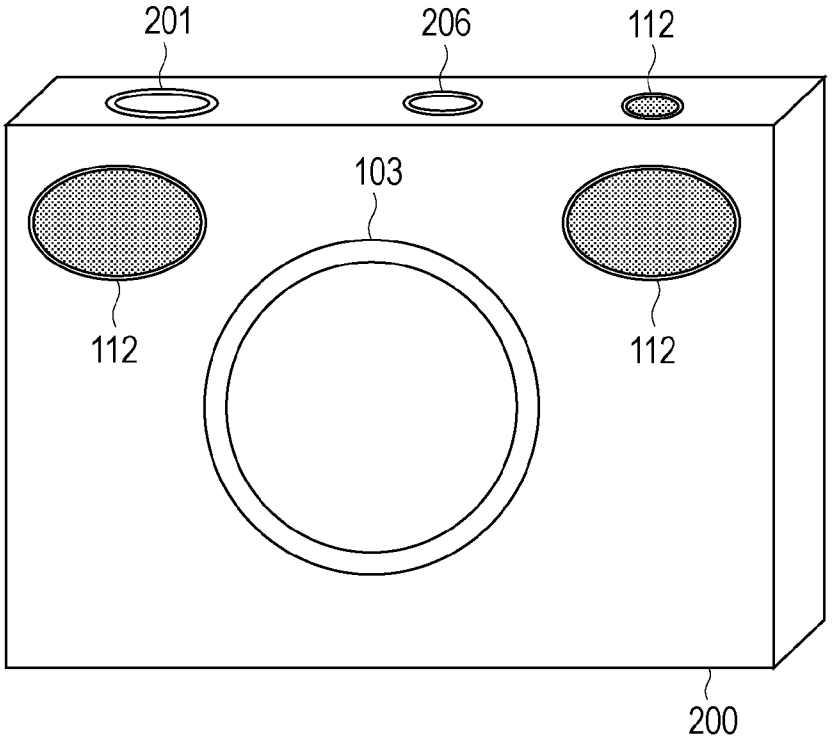
201
206
112
103
112
112
200

FIG. 2B

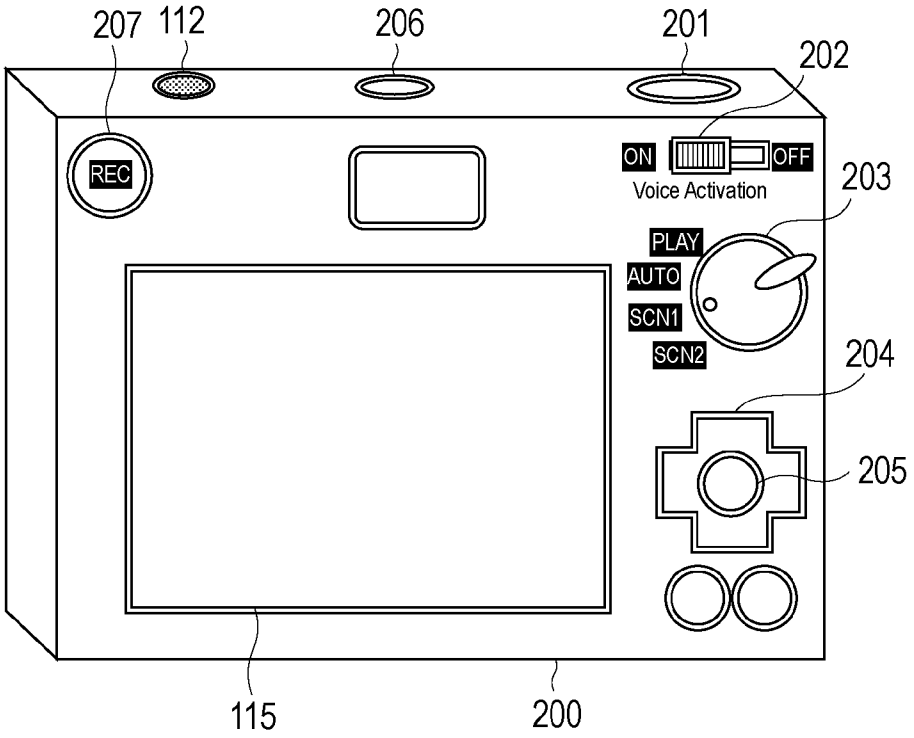
207
112
206
201
202
REC
ON
OFF
Voice Activation
203
PLAY
AUTO
SCN1
SCN2
204
205
115
200

FIG. 3

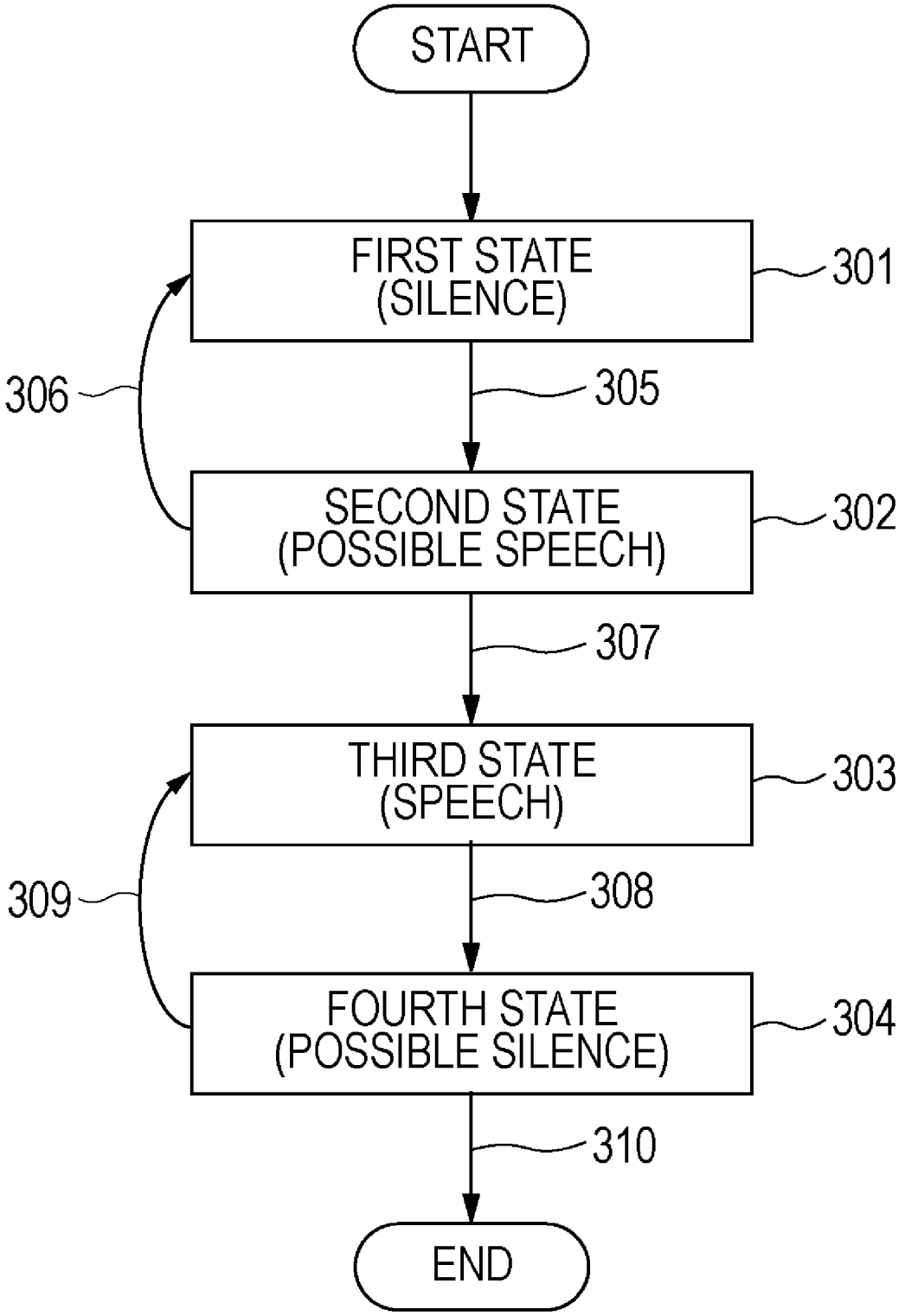
START
FIRST STATE
(SILENCE)
301
306
305
SECOND STATE
(POSSIBLE SPEECH)
302
307
THIRD STATE
(SPEECH)
303
309
308
FOURTH STATE
(POSSIBLE SILENCE)
304
310
END

FIG. 4

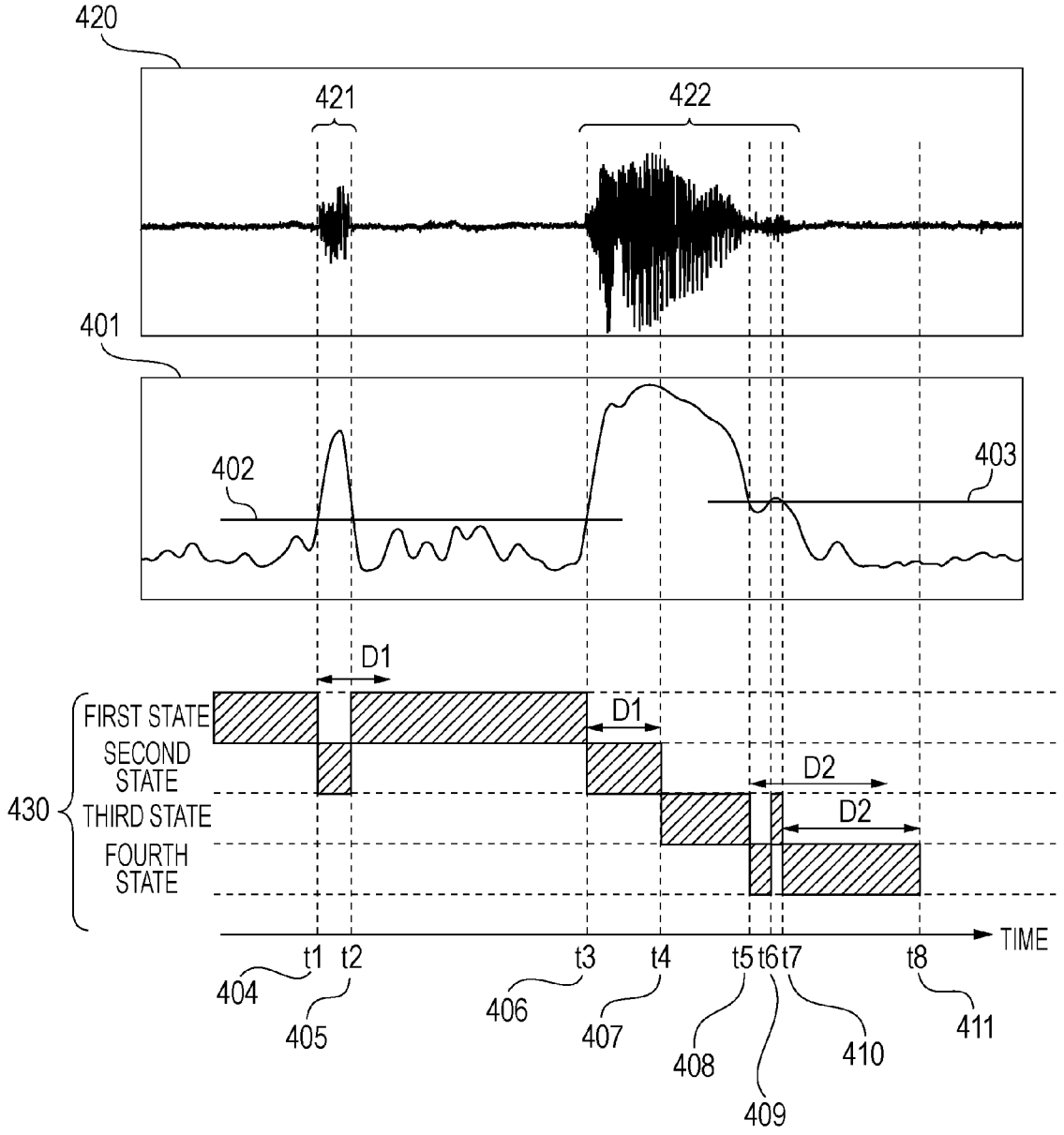
420
421
422
401
402
403
D1
D1
D2
D2
FIRST STATE
SECOND STATE
THIRD STATE
FOURTH STATE
430
TIME
t1
t2
t3
t4
t5
t6
t7
t8
404
405
406
407
408
409
410
411

FIG. 5

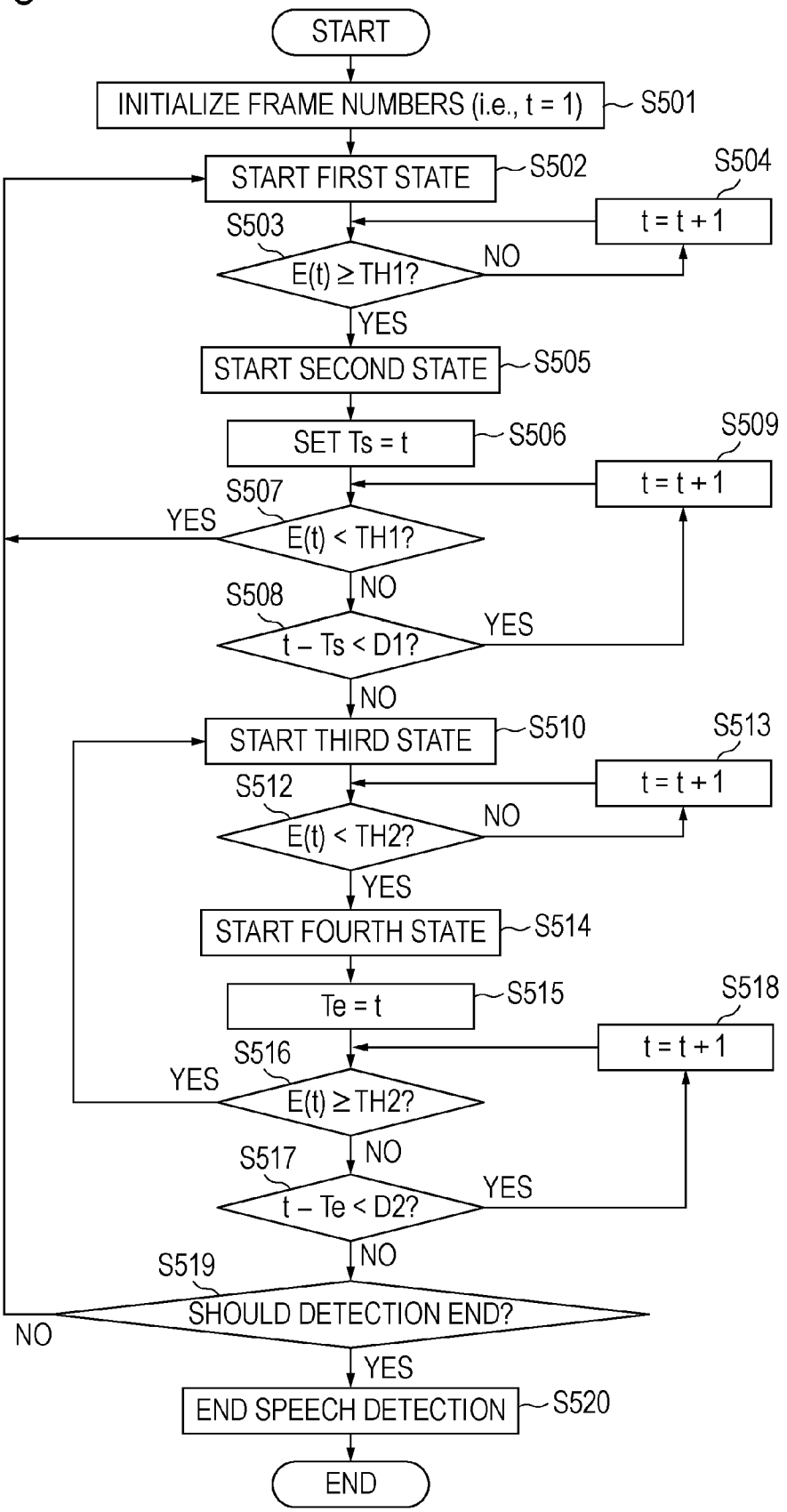
START
INITIALIZE FRAME NUMBERS (i.e., t = 1)
S501
START FIRST STATE
S502
S504
t = t + 1
S503
E(t) ≥ TH1?
NO
YES
START SECOND STATE
S505
SET Ts = t
S506
S509
t = t + 1
S507
YES
E(t) < TH1?
NO
S508
t – Ts < D1?
YES
NO
START THIRD STATE
S510
S513
t = t + 1
S512
E(t) < TH2?
NO
YES
START FOURTH STATE
S514
Te = t
S515
S518
t = t + 1
S516
YES
E(t) ≥ TH2?
NO
S517
t – Te < D2?
YES
NO
S519
SHOULD DETECTION END?
NO
YES
END SPEECH DETECTION
S520
END

FIG. 6

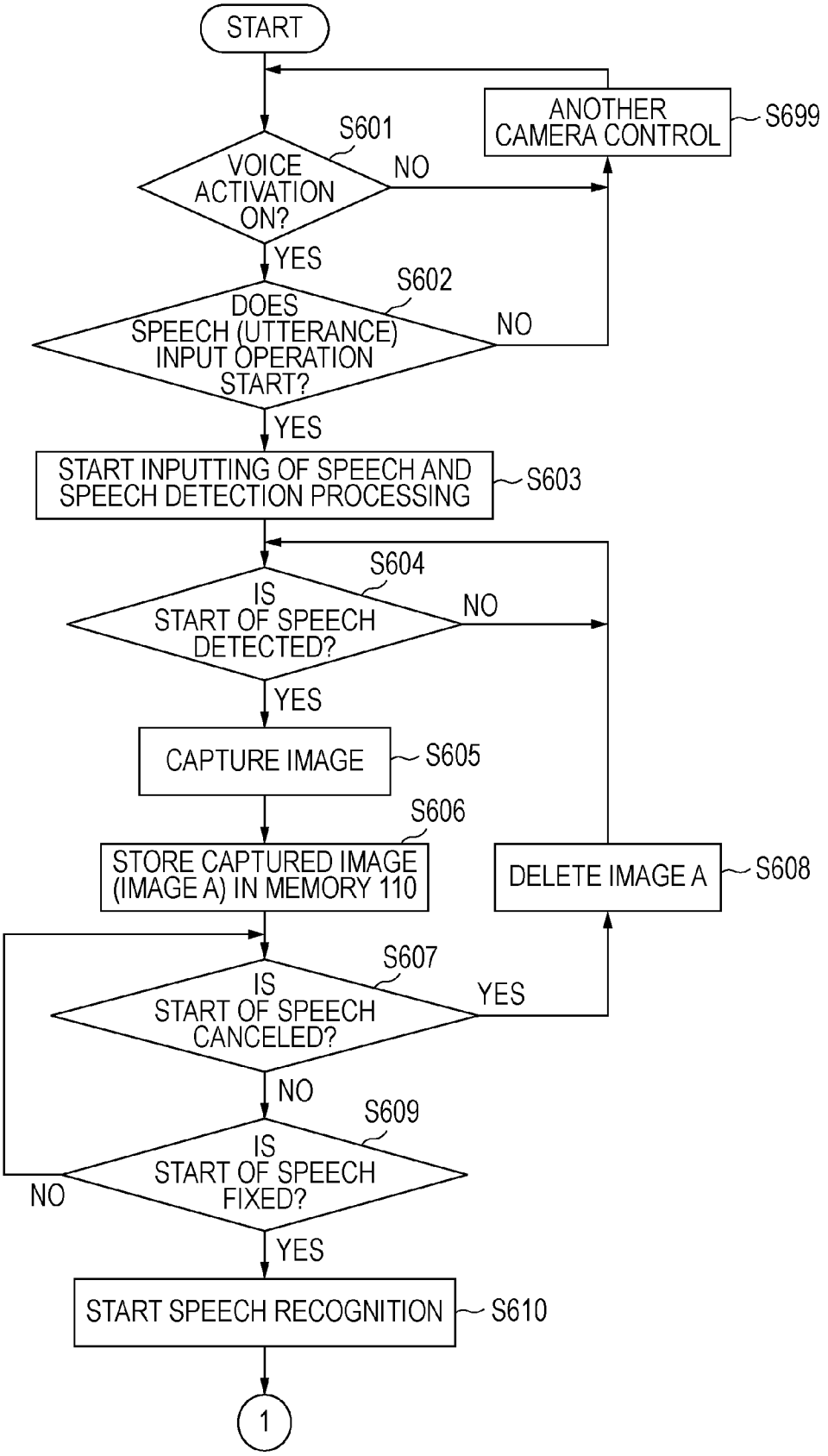
START
S601
VOICE ACTIVATION ON?
NO
ANOTHER CAMERA CONTROL
S699
YES
S602
DOES SPEECH (UTTERANCE) INPUT OPERATION START?
NO
YES
START INPUTTING OF SPEECH AND SPEECH DETECTION PROCESSING
S603
S604
IS START OF SPEECH DETECTED?
NO
YES
CAPTURE IMAGE
S605
S606
STORE CAPTURED IMAGE (IMAGE A) IN MEMORY 110
DELETE IMAGE A
S608
S607
IS START OF SPEECH CANCELED?
YES
NO
S609
IS START OF SPEECH FIXED?
NO
YES
START SPEECH RECOGNITION
S610
1

FIG. 7

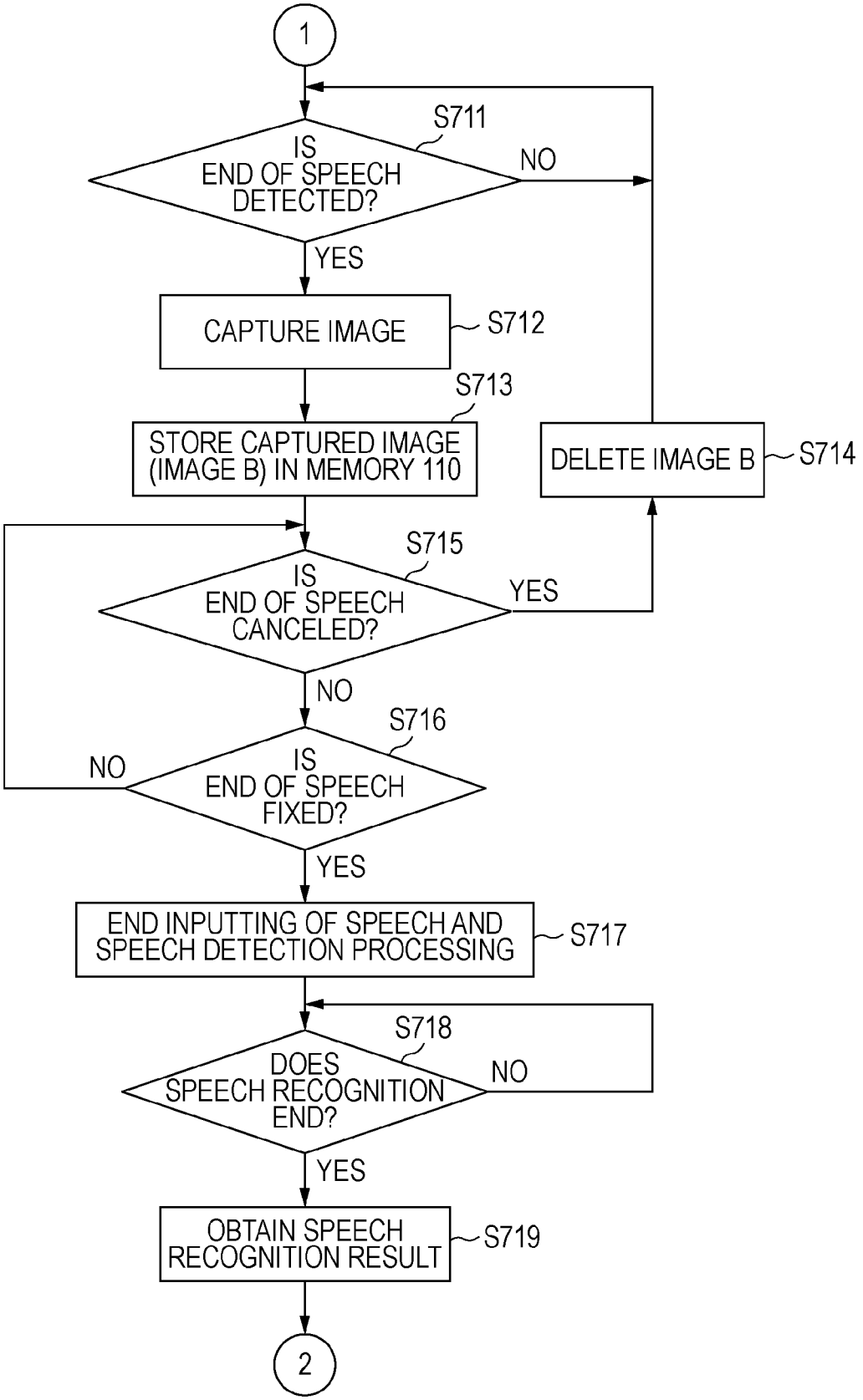
1
S711
IS END OF SPEECH DETECTED?
NO
YES
CAPTURE IMAGE
S712
S713
STORE CAPTURED IMAGE (IMAGE B) IN MEMORY 110
DELETE IMAGE B
S714
S715
IS END OF SPEECH CANCELED?
YES
NO
S716
IS END OF SPEECH FIXED?
NO
YES
END INPUTTING OF SPEECH AND SPEECH DETECTION PROCESSING
S717
S718
DOES SPEECH RECOGNITION END?
NO
YES
OBTAIN SPEECH RECOGNITION RESULT
S719
2

FIG. 8

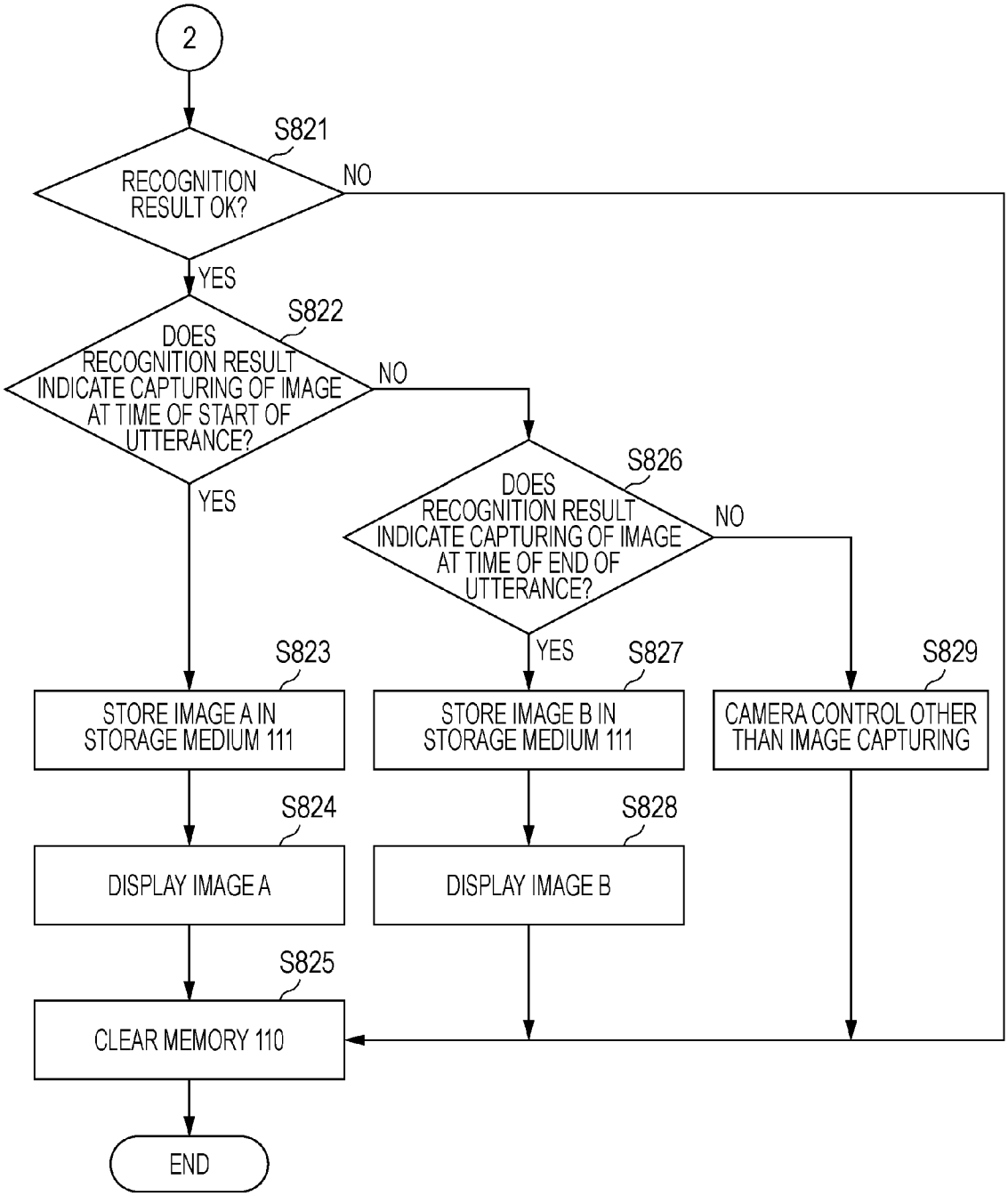
2
S821
RECOGNITION RESULT OK?
NO
YES
S822
DOES RECOGNITION RESULT INDICATE CAPTURING OF IMAGE AT TIME OF START OF UTTERANCE?
NO
YES
S826
DOES RECOGNITION RESULT INDICATE CAPTURING OF IMAGE AT TIME OF END OF UTTERANCE?
NO
YES
S823
STORE IMAGE A IN STORAGE MEDIUM 111
S827
STORE IMAGE B IN STORAGE MEDIUM 111
S829
CAMERA CONTROL OTHER THAN IMAGE CAPTURING
S824
DISPLAY IMAGE A
S828
DISPLAY IMAGE B
S825
CLEAR MEMORY 110
END

FIG. 9

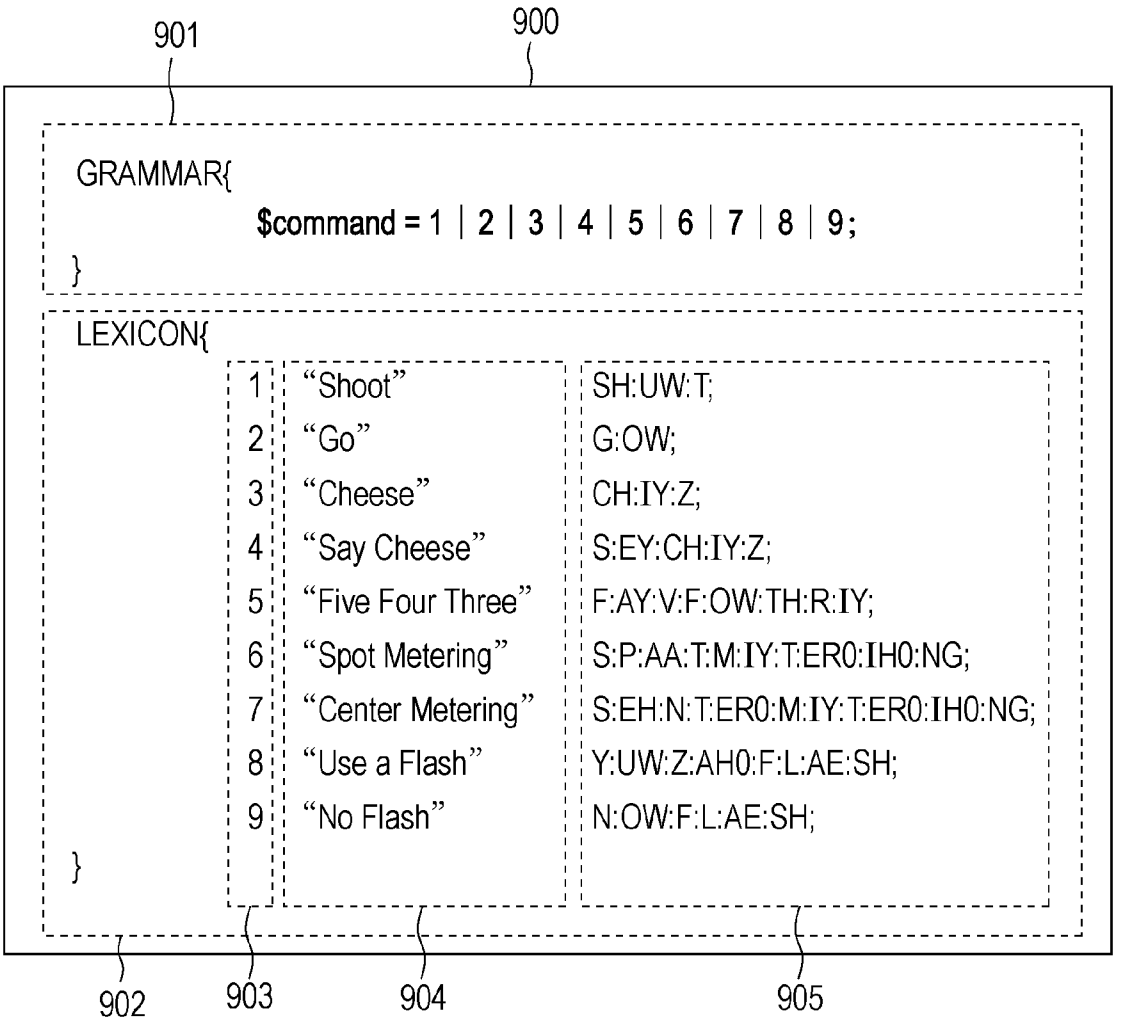
900
901
GRAMMAR{
$command = 1 | 2 | 3 | 4 | 5 | 6 | 7 | 8 | 9;
}
LEXICON{
1 "Shoot" SH:UW:T;
2 "Go" G:OW;
3 "Cheese" CH:IY:Z;
4 "Say Cheese" S:EY:CH:IY:Z;
5 "Five Four Three" F:AY:V:F:OW:TH:R:IY;
6 "Spot Metering" S:P:AA:T:M:IY:T:ER0:IH0:NG;
7 "Center Metering" S:EH:N:T:ER0:M:IY:T:ER0:IH0:NG;
8 "Use a Flash" Y:UW:Z:AH0:F:L:AE:SH;
9 "No Flash" N:OW:F:L:AE:SH;
}
902
903
904
905

FIG. 10

| COMMAND | PROCESSING |
|---|---|
| Shoot | HOLD IMAGE CAPTURED AT TIME OF START OF UTTERANCE |
| Go | HOLD IMAGE CAPTURED AT TIME OF START OF UTTERANCE |
| Cheese | HOLD IMAGE CAPTURED AT TIME OF END OF UTTERANCE |
| Say Cheese | HOLD IMAGE CAPTURED AT TIME AT WHICH CERTAIN PERIOD OF TIME HAS PASSED FROM TIME OF END OF UTTERANCE |
| Five Four Three | HOLD IMAGE CAPTURED AT TIME AT WHICH CERTAIN PERIOD OF TIME HAS PASSED FROM TIME OF START OF UTTERANCE |
| Spot Metering | ACTIVATE SPOT METERING |
| Center Metering | ACTIVATE CENTER-WEIGHTED METERING |
| Use a Flash | ACTIVATE STROBE LIGHT |
| No Fash | DEACTIVATE STROBE LIGHT |

904 1002

FIG. 11

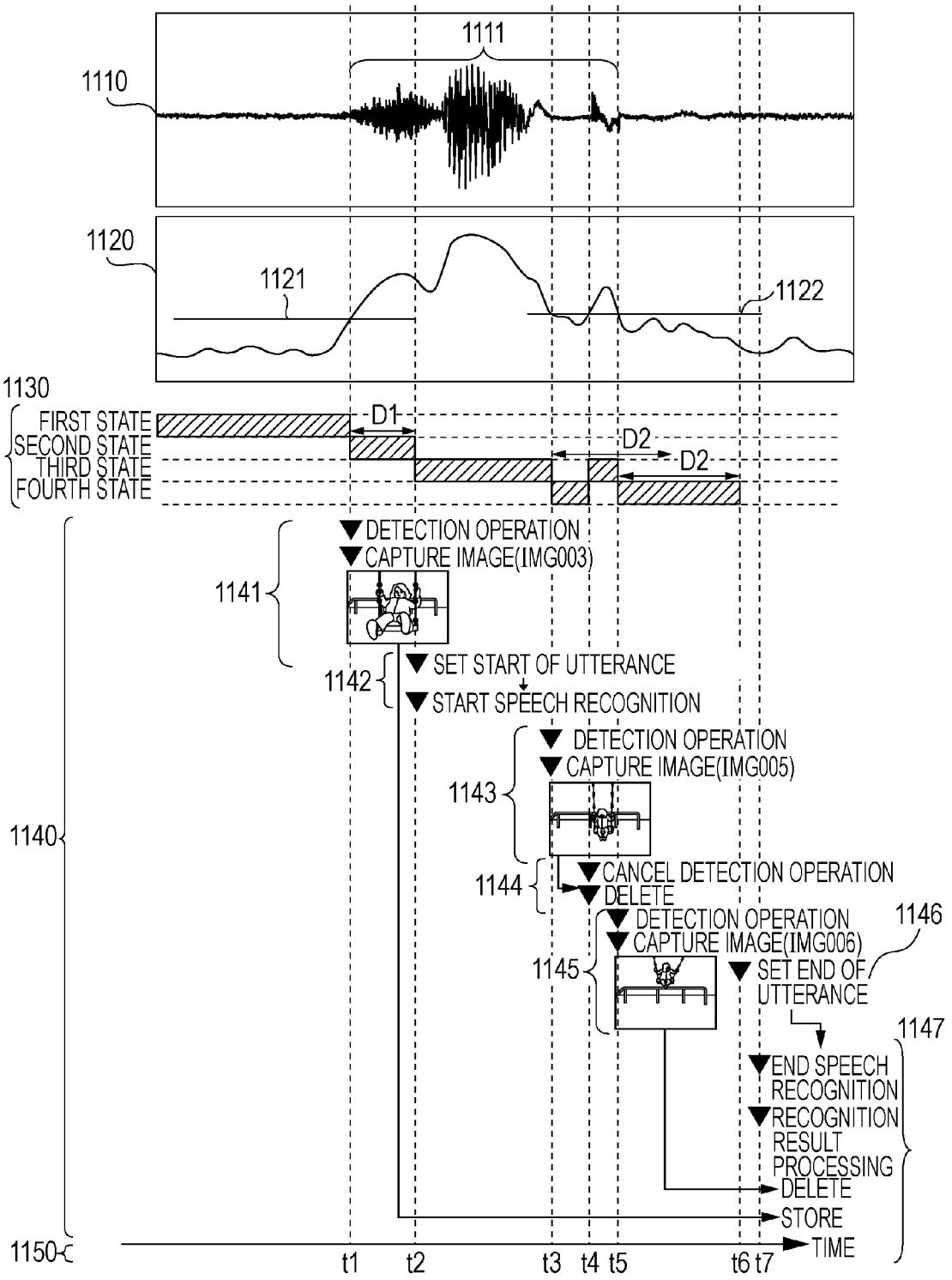
1111
1110
1120
1121
1122
1130
FIRST STATE
SECOND STATE
THIRD STATE
FOURTH STATE
D1
D2
D2
DETECTION OPERATION
CAPTURE IMAGE(IMG003)
1141
1142
SET START OF UTTERANCE
START SPEECH RECOGNITION
DETECTION OPERATION
CAPTURE IMAGE(IMG005)
1143
1140
1144
CANCEL DETECTION OPERATION
DELETE
DETECTION OPERATION
CAPTURE IMAGE(IMG006)
1146
1145
SET END OF UTTERANCE
1147
END SPEECH RECOGNITION
RECOGNITION RESULT PROCESSING
DELETE
STORE
1150
TIME
t1
t2
t3
t4
t5
t6
t7

FIG. 12

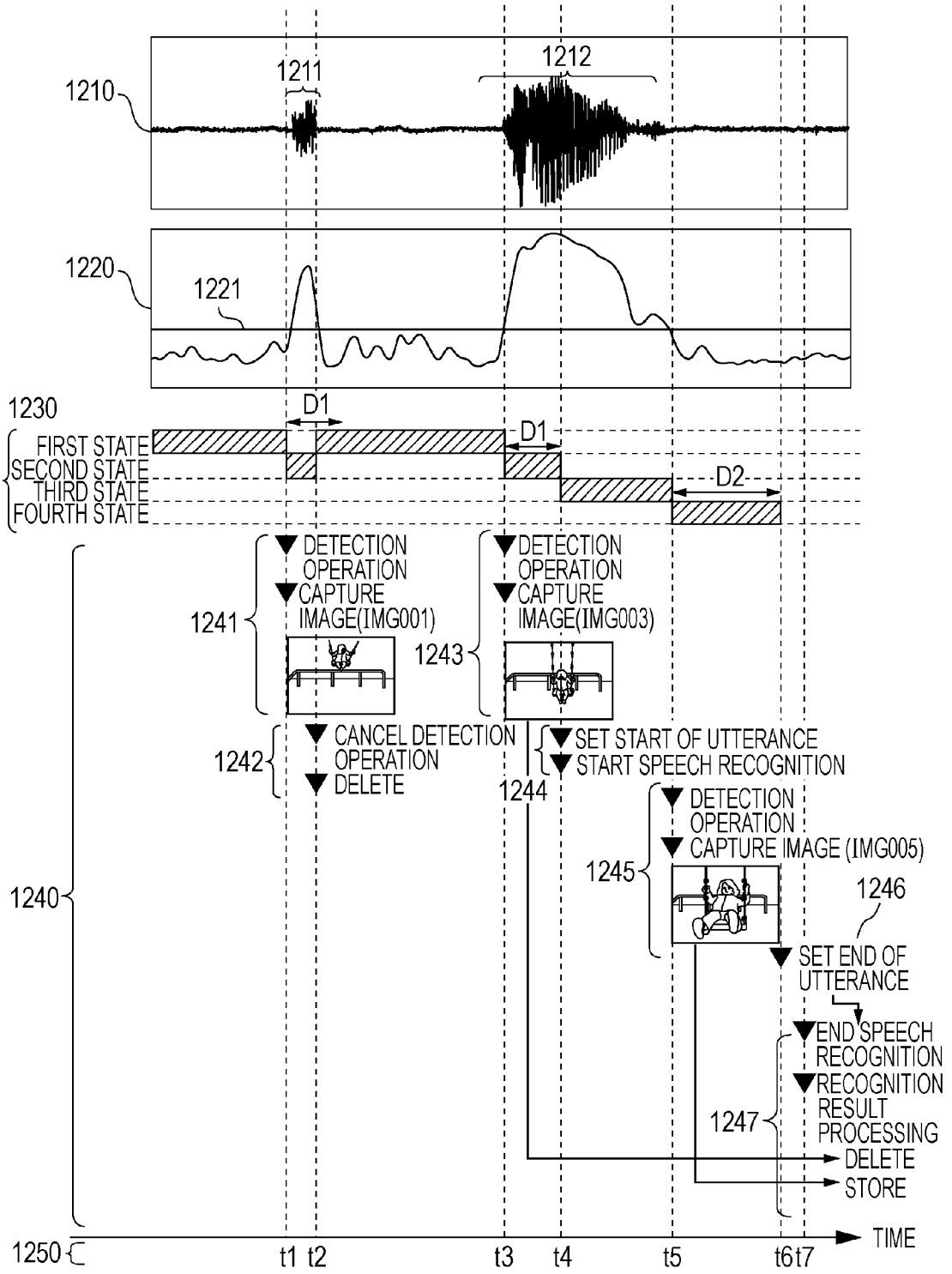
1210
1211
1212
1220
1221
1230
D1
D1
D2
FIRST STATE
SECOND STATE
THIRD STATE
FOURTH STATE
1241
DETECTION OPERATION
CAPTURE IMAGE(IMG001)
1243
DETECTION OPERATION
CAPTURE IMAGE(IMG003)
1242
CANCEL DETECTION OPERATION
DELETE
1244
SET START OF UTTERANCE
START SPEECH RECOGNITION
1245
DETECTION OPERATION
CAPTURE IMAGE (IMG005)
1246
SET END OF UTTERANCE
1247
END SPEECH RECOGNITION
RECOGNITION RESULT PROCESSING
DELETE
STORE
1240
1250
TIME
t1 t2
t3
t4
t5
t6 t7

FIG. 13

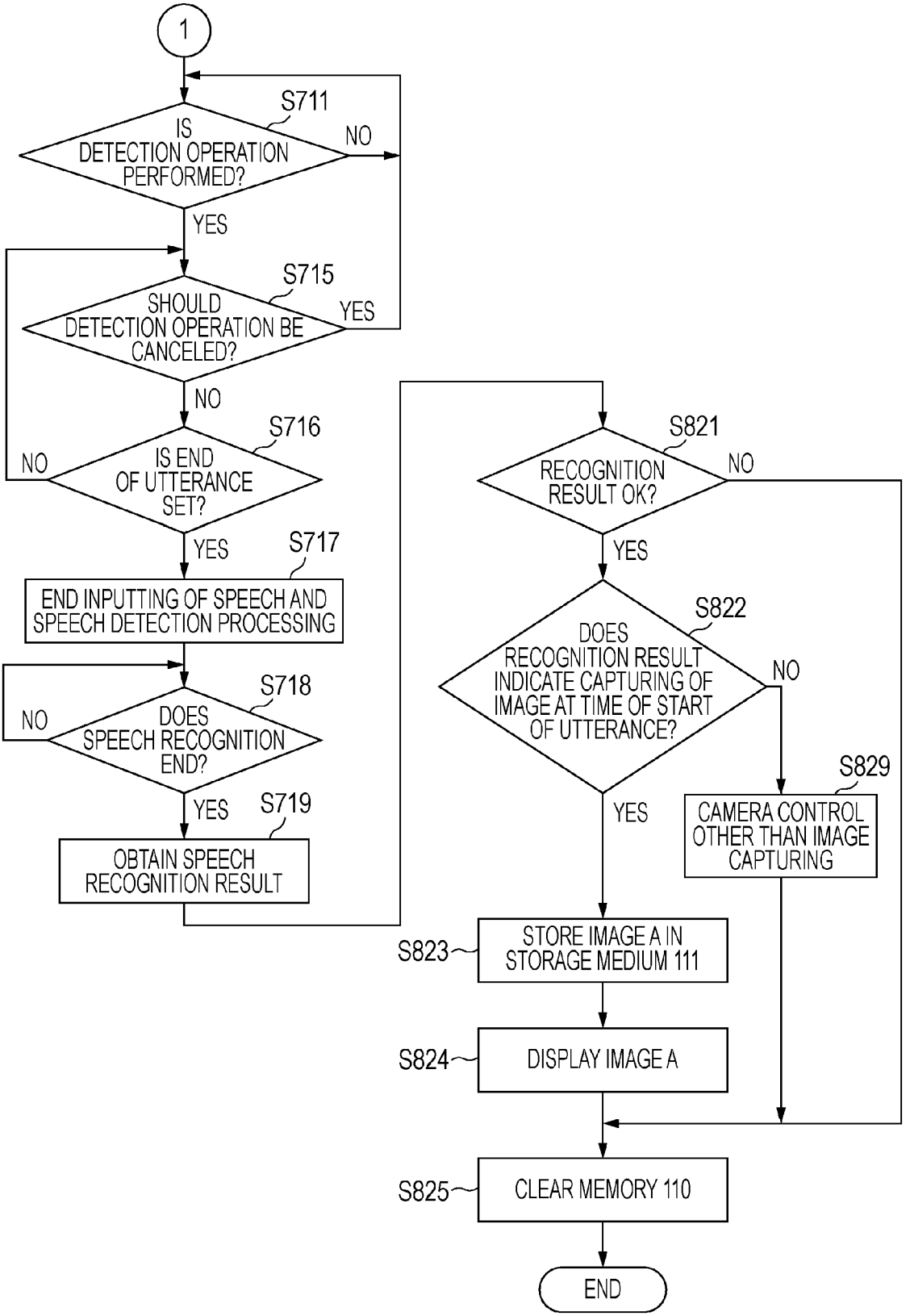
1
S711
IS DETECTION OPERATION PERFORMED?
NO
YES
S715
SHOULD DETECTION OPERATION BE CANCELED?
YES
NO
S716
IS END OF UTTERANCE SET?
NO
YES
S717
END INPUTTING OF SPEECH AND SPEECH DETECTION PROCESSING
S718
DOES SPEECH RECOGNITION END?
NO
YES
S719
OBTAIN SPEECH RECOGNITION RESULT
S821
RECOGNITION RESULT OK?
NO
YES
S822
DOES RECOGNITION RESULT INDICATE CAPTURING OF IMAGE AT TIME OF START OF UTTERANCE?
NO
YES
S829
CAMERA CONTROL OTHER THAN IMAGE CAPTURING
S823
STORE IMAGE A IN STORAGE MEDIUM 111
S824
DISPLAY IMAGE A
S825
CLEAR MEMORY 110
END

FIG. 14

| FIG. 14A | FIG. 14B |
|---|---|

FIG. 14A

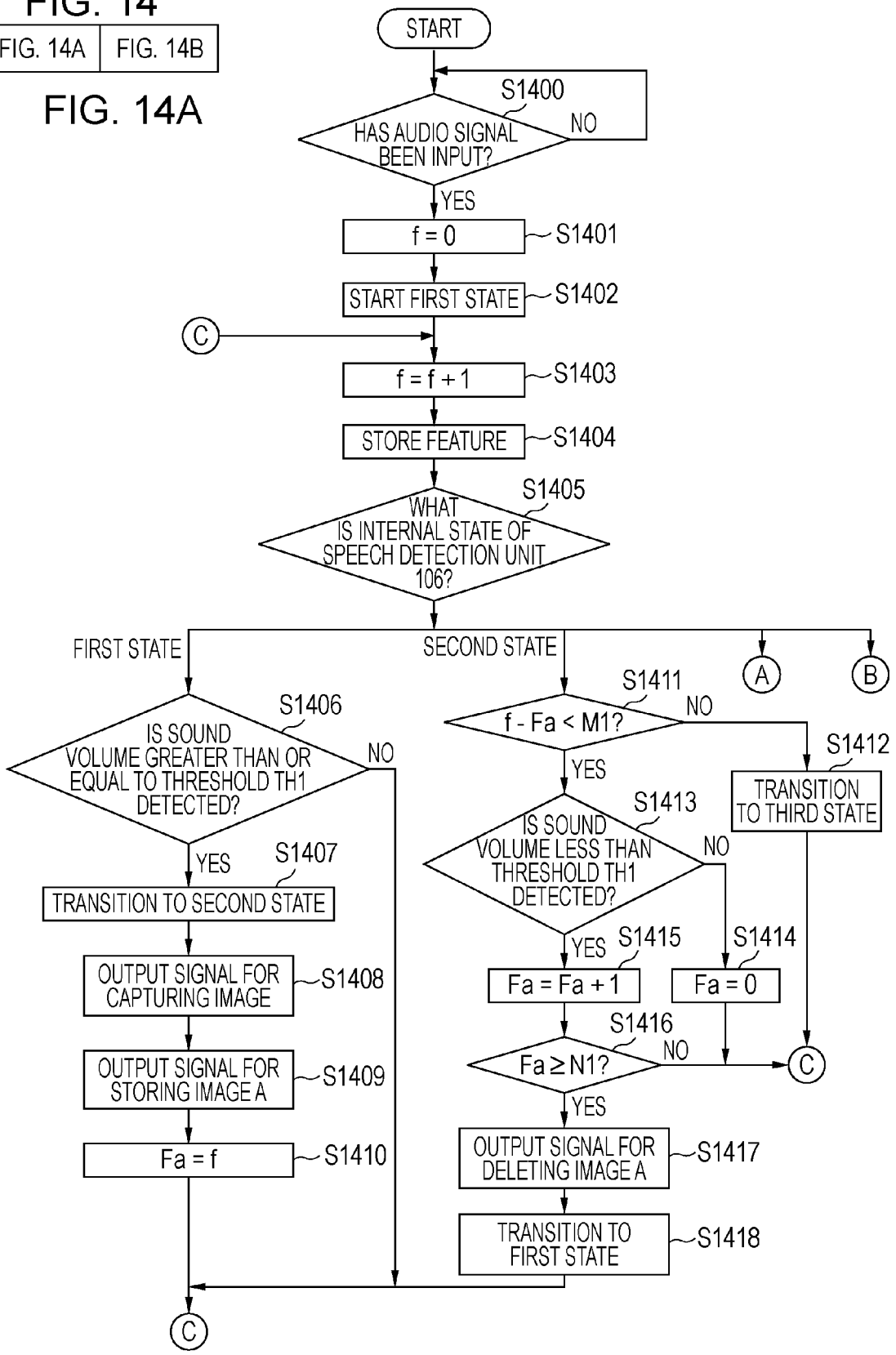

FIG. 14B

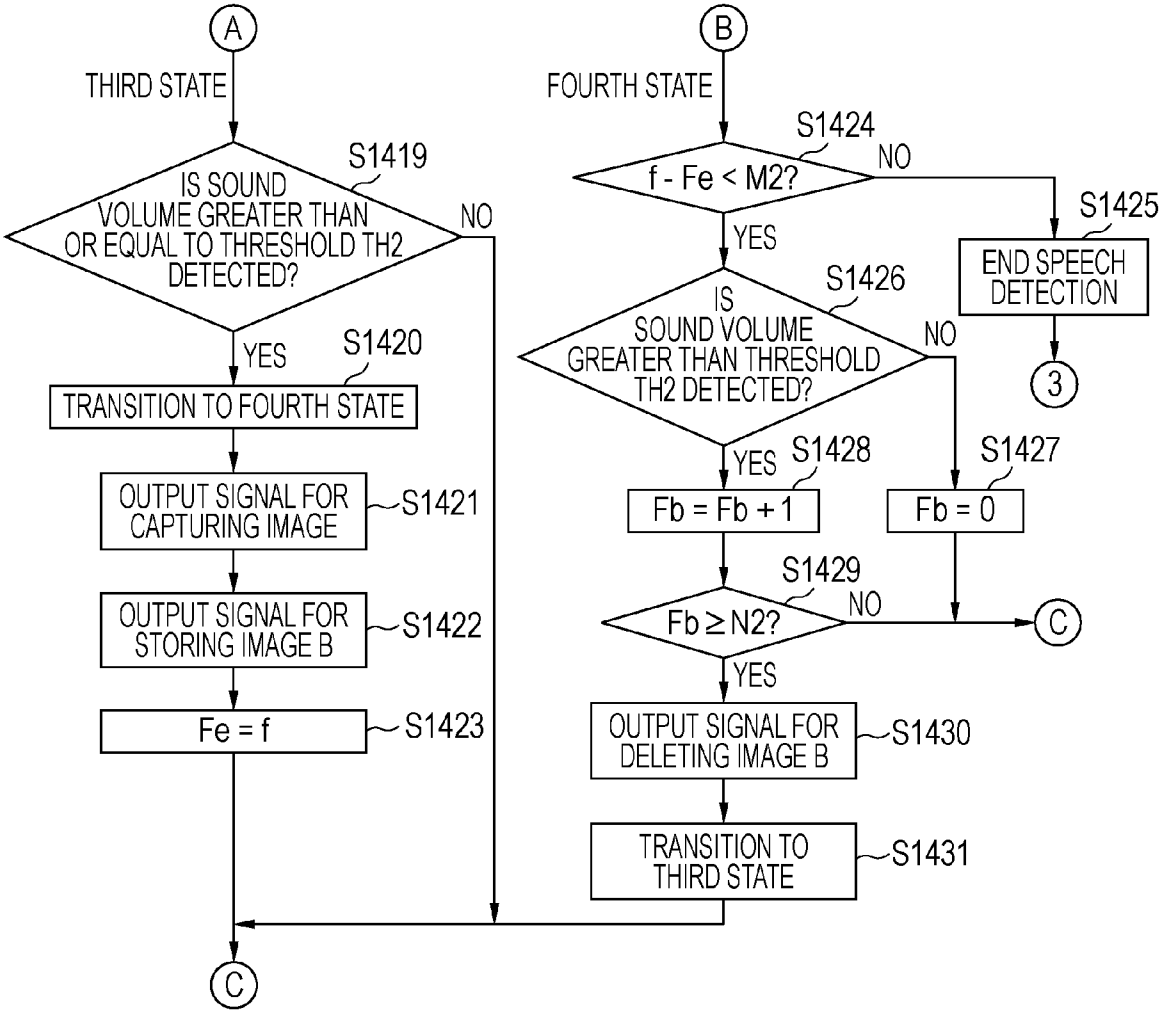
A
THIRD STATE
S1419
IS SOUND VOLUME GREATER THAN OR EQUAL TO THRESHOLD TH2 DETECTED?
NO
YES
S1420
TRANSITION TO FOURTH STATE
OUTPUT SIGNAL FOR CAPTURING IMAGE
S1421
OUTPUT SIGNAL FOR STORING IMAGE B
S1422
Fe = f
S1423
C
B
FOURTH STATE
S1424
f - Fe < M2?
NO
YES
S1425
END SPEECH DETECTION
3
S1426
IS SOUND VOLUME GREATER THAN THRESHOLD TH2 DETECTED?
NO
YES
S1428
Fb = Fb + 1
S1427
Fb = 0
S1429
Fb ≥ N2?
NO
C
YES
OUTPUT SIGNAL FOR DELETING IMAGE B
S1430
TRANSITION TO THIRD STATE
S1431
C

FIG. 15

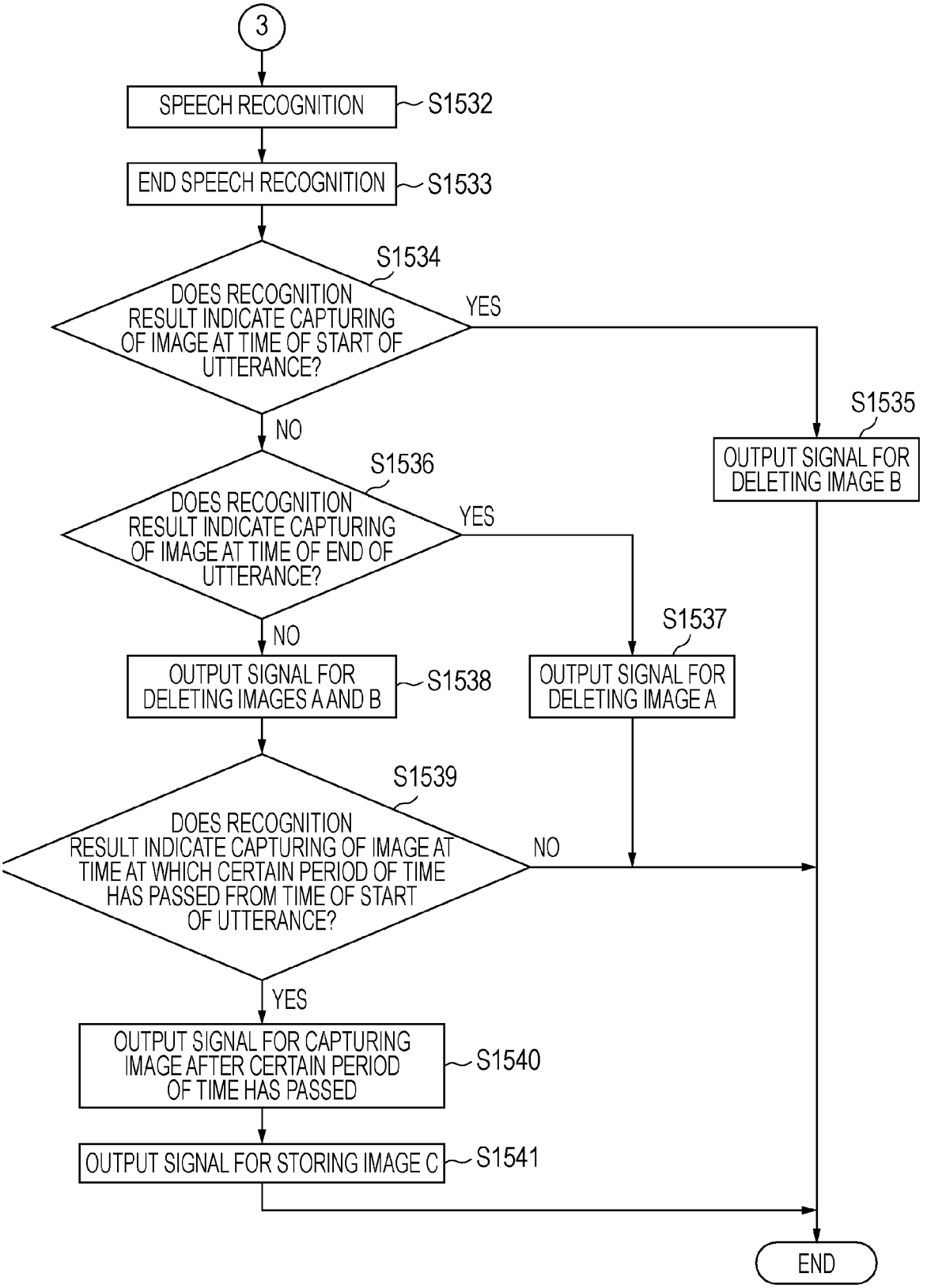
3
SPEECH RECOGNITION
S1532
END SPEECH RECOGNITION
S1533
S1534
DOES RECOGNITION RESULT INDICATE CAPTURING OF IMAGE AT TIME OF START OF UTTERANCE?
YES
NO
S1535
OUTPUT SIGNAL FOR DELETING IMAGE B
S1536
DOES RECOGNITION RESULT INDICATE CAPTURING OF IMAGE AT TIME OF END OF UTTERANCE?
YES
NO
S1537
OUTPUT SIGNAL FOR DELETING IMAGE A
OUTPUT SIGNAL FOR DELETING IMAGES A AND B
S1538
S1539
DOES RECOGNITION RESULT INDICATE CAPTURING OF IMAGE AT TIME AT WHICH CERTAIN PERIOD OF TIME HAS PASSED FROM TIME OF START OF UTTERANCE?
NO
YES
OUTPUT SIGNAL FOR CAPTURING IMAGE AFTER CERTAIN PERIOD OF TIME HAS PASSED
S1540
OUTPUT SIGNAL FOR STORING IMAGE C
S1541
END

FIG. 16

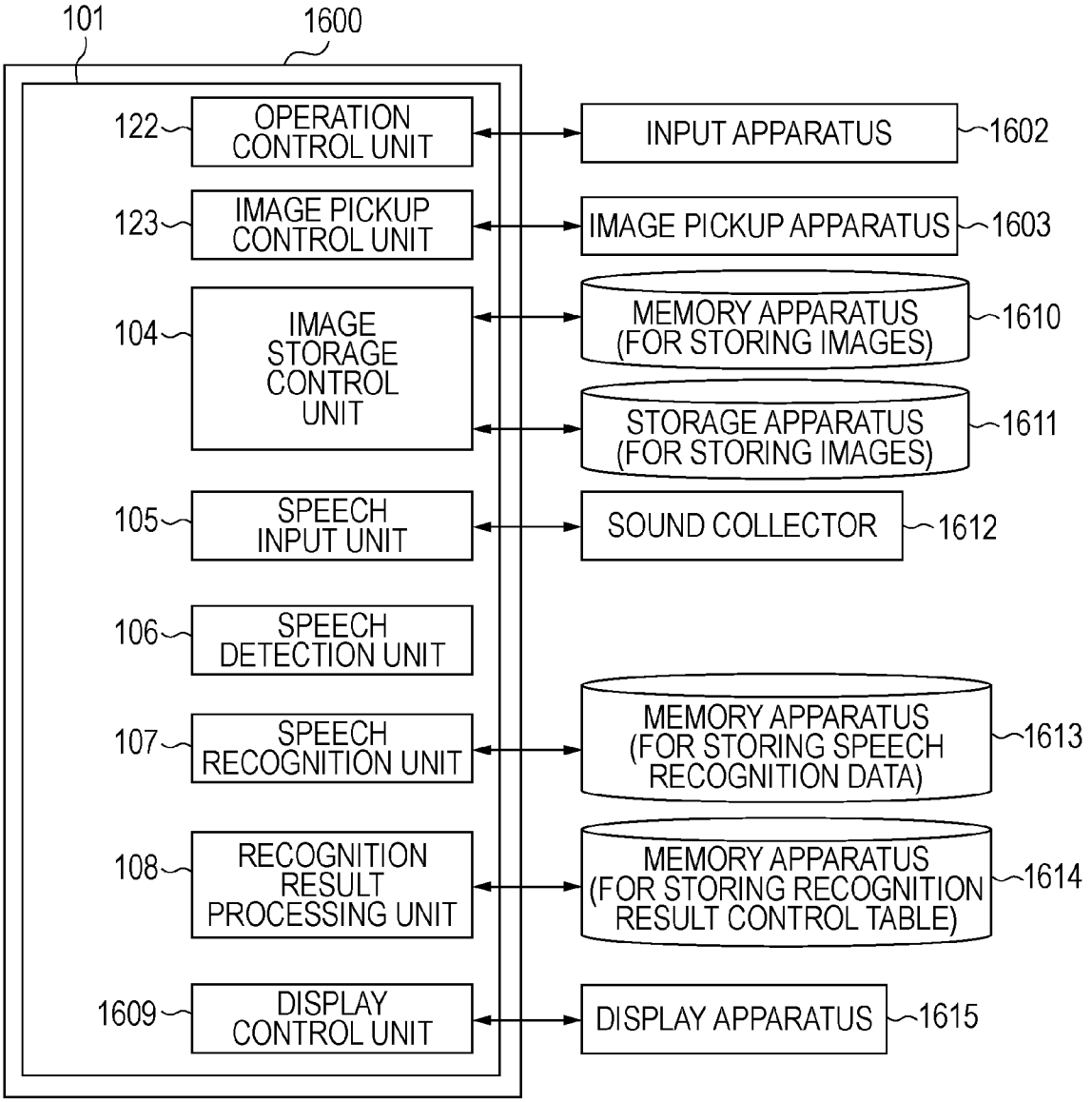
101
1600
122
OPERATION CONTROL UNIT
123
IMAGE PICKUP CONTROL UNIT
104
IMAGE STORAGE CONTROL UNIT
105
SPEECH INPUT UNIT
106
SPEECH DETECTION UNIT
107
SPEECH RECOGNITION UNIT
108
RECOGNITION RESULT PROCESSING UNIT
1609
DISPLAY CONTROL UNIT
INPUT APPARATUS
1602
IMAGE PICKUP APPARATUS
1603
MEMORY APPARATUS (FOR STORING IMAGES)
1610
STORAGE APPARATUS (FOR STORING IMAGES)
1611
SOUND COLLECTOR
1612
MEMORY APPARATUS (FOR STORING SPEECH RECOGNITION DATA)
1613
MEMORY APPARATUS (FOR STORING RECOGNITION RESULT CONTROL TABLE)
1614
DISPLAY APPARATUS
1615

# INFORMATION PROCESSING METHOD, INFORMATION PROCESSING APPARATUS, AND COMPUTER-READABLE STORAGE MEDIUM

## BACKGROUND OF THE INVENTION

**[0001]** 1. Field of the Invention

**[0002]** The present invention relates to a technology for starting capturing of an image in response to a sound.

**[0003]** 2. Description of the Related Art

**[0004]** Cameras having a function of executing capturing of an image upon detection of a volume of sound greater than a certain level (hereinafter referred to as a sound volume detecting shutter function) are known (Japanese Patent Laid-Open No. 11-194392). Utilization of this function enables capturing of an image at the time of utterance.

**[0005]** Moreover, cameras having a function of executing capturing of an image upon recognition of a voice command for capturing an image (hereinafter referred to as a speech recognition shutter function) are known (Japanese Patent Laid-Open No. 2006-184589). Utilization of this function enables capturing of an image when a user desires capturing of an image and utters. Here, when an image is captured utilizing a camera having the speech recognition shutter function, even though a user utters a speech command for capturing an image, an image capturing operation of the camera is not executed until the user has completely uttered the speech command for capturing an image. Thus, a time at which capturing of an image is desired may be missed.

**[0006]** In contrast, when an image is captured utilizing a camera having an existing sound volume detecting shutter function, an image capturing operation can be executed in response to a time at which speech is uttered. However, in this case, even when a sound, for example, a large noise or the like, other than desired speech is detected, an image capturing operation is executed. Thus, there is a situation in that undesired images may be stored.

**[0007]** For example, the above-described matter may be solved by causing cameras to perform a process of capturing an image in accordance with the word "shoot" uttered by a user at a user's desired time and a process of deleting a captured image in accordance with the speech command "delete". However, inputting of two different speech commands is not efficient.

**[0008]** The present invention has been made in light of the existing examples. According to the present invention, in accordance with a single speech command, an image is efficiently stored that is captured at a time reflecting a time at which a certain sound is input and that is an image desired by a user.

## SUMMARY OF THE INVENTION

**[0009]** In order to efficiently store such an image, for example, a data conversion apparatus according to the present invention has the following structure.

**[0010]** According to an embodiment of the present invention, a method includes detecting a start of a first sound that satisfies a preset standard; detecting an end of the first sound; obtaining image data in response to detection of the start or end of the first sound; storing the obtained image data; and determining the image data to be data that is to be stored, in accordance with a content of the first sound.

**[0011]** According to another embodiment of the present invention, an apparatus includes a first detection unit configured to detect a start of a sound that satisfies a preset standard, a first obtaining unit configured to obtain first image data in response to detection of the start of the sound, a first storage control unit configured to store the first image data in a memory, a second detection unit configured to detect an end of the sound, a second obtaining unit configured to obtain second image data in response to detection of the end of the sound, a second storage control unit configured to store the second image data in the memory, and a determination unit configured to determine, in accordance with a content of the sound, one of the first image data and the second image data to be data that is to be stored and determine the other one to be data that is to be deleted.

**[0012]** According to yet another embodiment of the present invention, a method includes detecting a start of a sound that satisfies a preset standard, obtaining first image data in response to detection of the start of the sound, storing the first image data, detecting an end of the sound, obtaining second image data in response to detection of the end of the sound, storing the second image data, and determining one of the first image data and the second image data to be data that is to be stored and determining the other one to be data that is to be deleted, in accordance with a content of the sound.

**[0013]** Further features of the present invention will become apparent from the following description of exemplary embodiments with reference to the attached drawings.

## BRIEF DESCRIPTION OF THE DRAWINGS

**[0014]** FIG. **1** is a functional block diagram showing an example of the structure of an information processing apparatus according to a first embodiment of the present invention.

**[0015]** FIGS. **2**A and **2**B are external views of a digital camera used in the first embodiment of the present invention.

**[0016]** FIG. **3** is a diagram showing an example of states determined by a speech detection unit.

**[0017]** FIG. **4** is an overview diagram showing an example of an operation of the speech detection unit.

**[0018]** FIG. **5** is a flowchart of a processing operation performed by the speech detection unit.

**[0019]** FIG. **6** is a first flowchart showing an example of processing performed by a digital camera when capturing of an image is commanded by speech.

**[0020]** FIG. **7** is a second flowchart showing the example of processing performed by the digital camera when capturing of an image is commanded by speech.

**[0021]** FIG. **8** is a third flowchart showing the example of processing performed by the digital camera when capturing of an image is commanded by speech.

**[0022]** FIG. **9** is a diagram showing an example of a speech recognition grammar utilized in the first embodiment of the present invention.

**[0023]** FIG. **10** is a diagram showing an example of a recognition result control table.

**[0024]** FIG. **11** is a diagram showing an operation in a case where an image is captured by means of the speech command "Shoot" utilizing the digital camera according to the first embodiment of the present invention.

**[0025]** FIG. **12** is a diagram showing an operation in a case where an image is captured by means of the speech command "Cheese" utilizing the digital camera according to the first embodiment of the present invention.

**[0026]** FIG. **13** is a flowchart in a case where an image is captured only at the time of the detected start of utterance.

**[0027]** FIG. **14** is a first flowchart showing an example of a processing operation performed by an information processing apparatus.

**[0028]** FIG. **15** is a second flowchart showing the example of a processing operation performed by the information processing apparatus.

**[0029]** FIG. **16** is a functional block diagram showing an example of the structure of an information processing apparatus according to a second embodiment of the present invention.

## DESCRIPTION OF THE EMBODIMENTS

**[0030]** In the following, embodiments according to the present invention will be described with reference to the drawings.

**[0031]** FIG. **1** is a functional block diagram showing a digital camera, which is an example of the structure of an information processing apparatus according to a first embodiment.

**[0032]** In FIG. **1**, a digital camera **200** includes a control unit **101**, an operation unit **102**, an image pickup unit **103**, a memory (for storing images) **110**, and a storage medium (for storing images) **111**.

**[0033]** Moreover, the digital camera **200** includes a microphone **112**, a memory (for storing speech recognition data) **113**, a memory (for storing a recognition result control table) **114**, and a display **115**. In the following, the above-described units will be specifically described.

**[0034]** The control unit **101** controls operations of the operation unit **102**, image pickup unit **103**, memory (for storing images) **110**, storage medium (for storing images) **111**, microphone **112**, memory (for storing speech recognition data) **113**, memory (for storing a recognition result control table) **114**, and display **115**.

**[0035]** Here, processing performed by the control unit **101** will be described later.

**[0036]** Moreover, the control unit **101** is constituted by a central processing unit (CPU), a read-only memory (ROM), a random access memory (RAM), and the like.

**[0037]** Moreover, the control unit **101** includes, as software modules, an operation control unit **122**, an image pickup control unit **123**, an image storage control unit **104**, a speech input unit **105**, a speech detection unit **106**, a speech recognition unit **107**, a recognition result processing unit **108**, and a display control unit **109**.

**[0038]** The operation control unit **122** is a unit for detecting an operation performed to the operation unit **102** by a user.

**[0039]** The image pickup control unit **123** is a unit for causing the image pickup unit **103** to execute an image capturing operation.

**[0040]** The image storage control unit **104** controls writing of data into the memory (for storing images) **110** and storage medium (for storing images) **111**, and reading of data, deleting of data, and the like from the memory (for storing images) **110** and storage medium (for storing images) **111**.

**[0041]** The speech input unit **105** is a unit for converting a sound input via the microphone **112** into a digital audio signal and outputting the digital audio signal.

**[0042]** The speech detection unit **106** continuously processes, in units of one frame, the digital audio signal supplied from the speech input unit **105**, and detects the target sound that satisfies a standard.

**[0043]** That is, the speech detection unit **106** identifies a period corresponding to the target sound from the received audio signal. Specifically, the speech detection unit **106** continuously processes, in units of one frame, the audio signal, and identifies, as the target sound, a section of the audio signal from detection of the audio signal that satisfies the start condition to detection of the audio signal that satisfies the end condition. Here, the target sound is, for example, utterance, applauding sound, or a whistle.

**[0044]** Hereinafter, a case where the target sound is utterance will be explained. In addition, "detecting the start of utterance" means detecting the audio signal that satisfies the start condition, and "detecting the end of utterance" means detecting the audio signal that satisfies the end condition.

**[0045]** Here, an utterance period is included in a period (time period) for which a user utters and is a time period from when the start of utterance is detected to when the end of utterance is detected.

**[0046]** Here, frames are processing units for dividing an audio signal that changes over time into sections each having a fixed time length (for example, 25.6 milliseconds). Here, a time can be expressed using the corresponding number of frames.

**[0047]** The speech recognition unit **107** includes, as software modules, an acoustic analysis unit and a search unit, and recognizes a command (what is called a speech command) included in a period for which a user utters.

**[0048]** Here, a command is a combination of sounds that can be recognized by the speech recognition unit **107**. An example of the command is "Shoot".

**[0049]** The acoustic analysis unit analyzes an audio signal in units of one frame, and outputs, for example, feature data such as a Mel frequency cepstrum coefficient (MFCC).

**[0050]** The search unit performs search processing using an existing algorithm such as the Viterbi algorithm, and outputs a predetermined number of command and corresponding recognition scores as recognition results.

**[0051]** Moreover, when executing search processing, the search unit uses an acoustic model and a language model included in the memory (for storing speech recognition data) **113**.

**[0052]** Here, the acoustic model and language model will be specifically described later.

**[0053]** Here, a recognition score may be an existing acoustic score indicating an acoustic similarity, an existing language score obtained from a language model, or a sum of a weighted recognition score and a weighted language score. Moreover, a recognition score may be an existing confidence score indicating the confidence of a recognition result.

**[0054]** Here, appropriate search processing can be executed for various sounds by using different scores or a plurality of scores.

**[0055]** The recognition result processing unit **108** obtains a recognition result output by the speech recognition unit **107** and determines control corresponding to the command included in the recognition result by referring to a recognition result control table stored in the memory (for storing a recognition result control table) **114**.

**[0056]** Here, an example of the recognition result control table utilized in the first embodiment will be described later.

**[0057]** The display control unit **109** controls display content displayed on the display **115**.

**[0058]** The operation unit **102** is a unit for a user to manually operate the digital camera **200**.

**[0059]** Here, the operation unit **102** is constituted by a button, a switch, or the like.

**[0060]** The image pickup unit **103** generates an imaging signal of an image formed by a lens and performs image processing such as analog-to-digital (A/D) conversion on the generated imaging signal.

**[0061]** Here, the image pickup unit **103** is constituted by a lens, an imaging sensor, and the like.

**[0062]** The memory (for storing images) **110** temporarily stores image data of an image captured by the image pickup unit **103**. Here, the memory (for storing images) **110** is a RAM or the like.

**[0063]** The storage medium (for storing images) **111** stores image data of an image captured by the image pickup unit **103**, in the end of processing performed by the digital camera **200**. Here, the storage medium (for storing images) **111** is a nonvolatile memory.

**[0064]** The memory (for storing images) **110** functions as a first memory, and the storage medium (for storing images) **111** functions as a second memory.

**[0065]** The microphone **112** receives an input user's speech and outputs the input speech data to the speech input unit **105**.

**[0066]** Here, the microphone **112** is an existing monophonic microphone, an existing stereo microphone, or the like.

**[0067]** The memory (for storing speech recognition data) **113** stores data to execute speech recognition, an existing acoustic model such as, for example, a hidden Markov model (HMM), and an existing language mode such as N-gram or stochastic grammar.

**[0068]** Here, N-gram is a language model that calculates language probability by using N-word chain probability.

**[0069]** Moreover, a speech recognition grammar in which specific words and connection rules between words that can be recognized in speech recognition are written may be utilized as a language model. Here, an example of the speech recognition grammar utilized in the first embodiment will be described later.

**[0070]** Moreover, the memory (for storing speech recognition data) **113** is a nonvolatile memory or the like.

**[0071]** The memory (for storing a recognition result control table) **114** stores a recognition result control table. Moreover, the memory (for storing a recognition result control table) **114** is a nonvolatile memory.

**[0072]** Here, an example of the recognition result control table utilized in the first embodiment will be described later.

**[0073]** Here, such a nonvolatile memory may be an existing hard disk, an existing compact flash memory card, a Secure Digital (SD) card, or the like.

**[0074]** Moreover, such a nonvolatile memory may also be a compact disc (CD) or a digital versatile disc (DVD).

**[0075]** Moreover, such a nonvolatile memory may also be an external storage medium that can be connected to an information processing apparatus via an interface such as a local area network (LAN) adapter, or a universal serial bus (USB) adapter.

**[0076]** The display **115** displays an image captured by the image pickup unit **103**, images stored in the information processing apparatus, the storage medium (for storing images) **111**, and the like.

**[0077]** Moreover, the display **115** is, for example, a liquid crystal display (LCD), an organic electroluminescence (EL) display, or the like.

**[0078]** FIGS. **2**A and **2**B are external views of a digital camera according to the first embodiment of the present invention. Here, FIG. **2**A is an external view of the front side of the digital camera **200**. FIG. **2**B is an external view of the back side of the digital camera **200**.

**[0079]** Here, components the same as those indicated in FIG. **1** will be denoted by the same reference numerals and description thereof will be omitted.

**[0080]** In FIGS. **2**A and **2**B, the digital camera **200** includes a shutter button **201**, a speech shutter on-off switch **202**, a mode dial **203**, a four-direction selection button **204**, an ENTER button **205**, a power button **206**, and a recording button **207**. These components correspond to the operation unit **102** shown in FIG. **1**.

**[0081]** In the following, various units of the digital camera **200** will be described.

**[0082]** The shutter button **201** is a shutter button used to issue a command for capturing an image.

**[0083]** The speech shutter on-off switch **202** is a switch that performs switching as to whether a function for executing an image capturing operation in accordance with a speech command is used.

**[0084]** The mode dial **203** is a mode dial used to switch an operation mode of the digital camera **200** to one of existing shooting modes, existing playback modes, and the like by being rotated.

**[0085]** The four-direction selection button **204** is a four-direction selection button used to input a command for moving something vertically or horizontally.

**[0086]** The ENTER button **205** is a button used to execute a certain operation.

**[0087]** The power button **206** is a power button used to switch on/off the power of the digital camera **200**.

**[0088]** The recording button **207** is a button used to manually input the start and end of input speech.

**[0089]** Next, a function of the speech detection unit **106** will be specifically described.

**[0090]** The speech detection unit **106** detects a sound that satisfies a first predetermined standard (start condition). When the speech detection unit **106** detects a sound that satisfies the first predetermined standard (start condition), the speech detection unit **106** performs a detection operation for detecting a sound that satisfies a second predetermined standard.

**[0091]** After a preset time has passed from the time at which the sound that satisfies the first predetermined standard (start condition) was detected, the speech detection unit **106** determines the detected sound to be a sound that satisfies the second predetermined standard.

**[0092]** The speech detection unit **106** determines the detected sound not to be a sound that satisfies the first predetermined standard (start condition) in accordance with changes in an input audio signal. That is, the speech detection unit **106** cancels the detection operation for detecting the sound that satisfies the first predetermined standard.

**[0093]** Similarly, the speech detection unit **106** detects a sound that unsatisfies a second predetermined standard (end condition). When the speech detection unit **106** detects a sound that unsatisfies the second predetermined standard (end condition), the speech detection unit **106** performs a detection operation for detecting a sound that unsatisfies a second predetermined standard.

**[0094]** After a preset time has passed from the time at which the sound that unsatisfies the second predetermined standard (end condition) was detected, the speech detection unit **106**

determines the detected sound not to be a sound that satisfies the second predetermined standard.

**[0095]** The speech detection unit **106** determines the detected sound to be a sound that satisfies the second predetermined standard (end condition) in accordance with changes in an input audio signal. That is, the speech detection unit **106** cancels the detection operation for detecting the sound that unsatisfies the second predetermined standard.

**[0096]** FIG. **3** is a diagram showing an example of detection states determined by the speech detection unit **106**.

**[0097]** The speech detection unit **106** changes from being in one of four states to another in accordance with a detected situation of an audio signal.

**[0098]** A first state **301** is a state which comes immediately after inputting of sound starts, that is, a state in which no utterance is detected (hereinafter, the state being referred to as SILENCE).

**[0099]** A second state **302** is a state in which a detection operation for detecting the start of an utterance that satisfies a predetermined standard is performed but the start of the utterance is not set (hereinafter the state being referred to as POSSIBLE SPEECH).

**[0100]** A third state **303** is a state in which the start of an utterance that satisfies the predetermined standard is set (hereinafter, the state being referred to as SPEECH).

**[0101]** A fourth state **304** is a state in which a detection operation for detecting the start of an utterance ends and, that is, in which the start of no utterance is set (hereinafter, the state being referred to as POSSIBLE SILENCE).

**[0102]** Here, an example in which a detection status of an utterance (hereinafter simply referred to as "sound detection status") is classified into four states has been described in the first embodiment. However, even if the second state **302** and the fourth state **304** are combined, the sound detection status is classified into three states, and the sound detection status is determined to be one of the three states, an effect similar to that of the first embodiment is obtained.

**[0103]** In the first state **301**, if the detection operation for detecting the start of an utterance is performed (if the detection operation for detecting the start of inputting of an utterance that is input from the microphone **112** and satisfies the predetermined standard is performed), the detection state changes to the utterance state **302**. This operation is denoted by reference numeral **305**.

**[0104]** In the second state **302**, if the detection operation for detecting the start of an utterance is canceled, the detection state changes to the first state **301**. This operation is denoted by reference numeral **306**.

**[0105]** Moreover, in the second state **302**, if the start of an utterance is set, the detection state changes to the third state **303**. This operation is denoted by reference numeral **307**.

**[0106]** In the third state **303**, if a detection operation for detecting the end of an utterance is performed (if the end of inputting of an utterance that is input from the microphone **112** and satisfies a predetermined standard is performed), the detection state changes to the fourth state **304**. This operation is denoted by reference numeral **308**.

**[0107]** In the fourth state **304**, if the detection operation for detecting the end of an utterance is canceled, the detection state changes to the third state **303**. This operation is denoted by reference numeral **309**.

**[0108]** Moreover, in the fourth state **304**, if the end of an utterance that satisfies the predetermined standard is set, the detection operation for detecting the utterance ends. This operation is denoted by reference numeral **310**.

**[0109]** When the end of an utterance is set in the fourth state **304**, the detection operation for detecting the utterance ends. Thus, the calculation amount, the power, and the like for performing speech detection processing can be suppressed when performing speech recognition processing, which will be described below.

**[0110]** Here, in a case where the end of an utterance is set in the fourth state **304**, the detection state may change to the first state **301**.

**[0111]** Changing of the detection state from the fourth state **304** to the first state **301** enables a detection operation for detecting the next utterance continuously.

**[0112]** FIG. **4** is an overview diagram showing an example of processing performed by the speech detection unit **106**.

**[0113]** FIG. **4** shows a case where a user utters the word "Shoot".

**[0114]** Here, "Shoot" is an example of a command for starting capturing of an image. The content of commands will be described below.

**[0115]** In FIG. **4**, an audio signal is denoted by reference numeral **420**.

**[0116]** Moreover, a section of the audio signal **420** is denoted by reference numeral **421**. The audio signal in the section **421** is not an audio signal of utterance of a user but an audio signal of a detected noise.

**[0117]** Moreover, a section of the audio signal **420** is denoted by reference numeral **422**. The audio signal in the section **422** represents the sound of "Shoot" uttered by a user.

**[0118]** The speech detection unit **106** according to the first embodiment performs a detection operation for detecting a sound volume of an utterance, the sound volume being used when it is determined whether the utterance satisfies a predetermined standard.

**[0119]** Here, a detection operation for detecting the start of utterance is performed if a sound volume of utterance becomes greater than or equal to a predetermined threshold, and a detection operation for detecting the end of utterance is performed if the sound volume becomes less than a predetermined threshold. That is, the state in which the utterance satisfies the start condition means a state in which the sound volume of the utterance becomes greater than or equal to the predetermined threshold. Meanwhile, the state in which the utterance satisfies the end condition means a state in which the sound volume of the utterance becomes less than the predetermined threshold.

**[0120]** In FIG. **4**, a sound volume (E(t)) obtained from the audio signal **420** by an existing method is denoted by reference numeral **401**. A threshold (TH**1**) used to perform the detection operation for detecting the start of utterance is denoted by reference numeral **402**. A threshold (TH**2**) used to perform the detection operation for detecting the end of utterance is denoted by reference numeral **403**.

**[0121]** Here, E(t) represents a sound volume at a frame that starts at time t.

**[0122]** That is, if the sound volume $E(t) \geqq TH1$ in the first state **301**, the detection operation for detecting the start of utterance is performed, and if the sound volume $E(t) < TH2$ in the third state **303**, the detection operation for detecting the end of utterance is performed.

**[0123]** Moreover, the same threshold (TH**1**=TH**2**) may be used to perform the detection operation for detecting the start and end of utterance.

**[0124]** Moreover, if a predetermined number of frames satisfying a condition (E(t)≧TH**1**) used to perform the detection operation for detecting the start of utterance, the start of utterance is set.

**[0125]** Similarly, if a predetermined number of frames satisfying a condition (E(t)<TH**2**) used to perform the detection operation for detecting the end of utterance, the end of utterance is set.

**[0126]** In the first embodiment, the number of frames to set the start of utterance is denoted by D**1** (for example, four frames) and the number of frames to set the end of utterance is denoted by D**2** (for example, six frames).

**[0127]** Thus, if D**1** frames satisfying E(t)≧TH**1** are detected after the detection state changes to the second state **302**, the start of utterance is set and the detection state changes to the third state **303**.

**[0128]** Moreover, if a sound volume becomes E(t)<TH**1** before D**1** frames are detected and after the detection state changes to the second state **302**, the detection state changes to the first state **301**.

**[0129]** Here, processing for changing the detection state from the second state **302** to the first state **301** corresponds to processing for canceling the detection operation for detecting the start of utterance.

**[0130]** Similarly, if D**2** frames satisfying E(t)<TH**2** are detected after the detection state changes to the fourth state **304**, the end of utterance is set and speech detection ends.

**[0131]** Moreover, if a sound volume becomes E(t)≧TH**2** before D**2** frames are detected and after the detection state changes to the fourth state **304**, the detection state changes to the third state **303**.

**[0132]** Here, processing for changing the detection state from the fourth state **304** to the third state **303** corresponds to processing for canceling the detection operation for detecting the end of utterance.

**[0133]** Here, D**1** which is the number of frames to set the start of utterance is usually smaller than D**2** which is the number of frames to set the end of utterance; however, they may be the same (D**1**=D**2**).

**[0134]** Detection states of the speech detection unit **106** with respect to the audio signal **420** are denoted by reference numeral **430**.

**[0135]** The first state **301** is a state after inputting of speech is started.

**[0136]** At a frame that starts at time t**1** at which the sound volume **401** becomes greater than or equal to the threshold TH**1**, the detection operation for detecting the start of utterance is performed. This operation is denoted by reference numeral **404**. The detection state changes to the second state **302**.

**[0137]** At a frame that starts at time t**2** before the number of frames becomes D**1** after the detection state has changed to the second state **302**, the sound volume **401** becomes less than the threshold TH**1**. Thus, the detection operation for detecting the start of utterance is canceled. This operation is denoted by reference numeral **405**. The detection state changes to the first state **301**.

**[0138]** Then, at a frame that starts at time t**3**, the sound volume **401** becomes greater than or equal to the threshold TH**1** again. Thus, the detection operation for detecting the start of utterance is performed. This operation is denoted by reference numeral **406**. The detection state changes to the second state **302**.

**[0139]** At time t**4** at which the number of frames at which the sound volume **401** is greater than or equal to the threshold TH**1** becomes D**1** after the detection state has changed to the second state **302**, the start of utterance is determined to be time t**3**. This operation is denoted by reference numeral **407**. The detection state changes to the third state **303**.

**[0140]** In the third state **303**, at a frame that starts at time t**5** at which the sound volume **401** becomes less than the threshold TH**2** used to perform the detection operation for detecting the end of utterance, the detection operation for detecting the end of utterance is performed. This operation is denoted by reference numeral **408**. The detection state changes to the fourth state **304**.

**[0141]** Since the sound volume **401** becomes greater than or equal to the threshold TH**2** at a frame that starts at time t**6**, the detection operation for detecting the end of utterance is canceled. This operation is denoted by reference numeral **409**. The detection state changes to the third state **303**.

**[0142]** Since the sound volume **401** becomes less than the threshold TH**2** again at a frame that starts at time t**7**, the detection operation for detecting the end of utterance is performed. This operation is denoted by reference numeral **410**. The detection state changes to the fourth state **304**.

**[0143]** Thereafter, at time t**8** at which the number of frames at which the sound volume **401** becomes less than the threshold TH**2** becomes D**2** after the detection state has changed to the fourth state **304**, the end of utterance is determined to be time t**7**. This operation is denoted by reference numeral **411**.

**[0144]** Moreover, the start of utterance and the end of utterance may be set, instead of the number of frames, in accordance with whether a state in which a sound volume which is greater than or equal to a threshold and a state in which a sound volume which is less than a threshold are maintained for a predetermined time period, respectively.

**[0145]** That is, if a sound volume greater than or equal to the threshold (TH**1**) is detected for a time period S**1** (40 milliseconds) corresponding to the number D**1** of frames (for example, four frames) that is to set the start of utterance, the start of utterance is set.

**[0146]** Similarly, if a sound volume less than or equal to the threshold (TH**2**) is detected for a time period S**1** (60 milliseconds) corresponding to the number D**2** of frames (for example, six frames) that is to set the end of utterance, the end of utterance is set.

**[0147]** Here, even when a time period is detected in which a predetermined sound volume is intermittently detected, the time period may be used to determine whether the start of utterance or the end of utterance should be set.

**[0148]** With such a configuration, even if a sound to be detected is not detected for a moment for breathing and a sound volume for a frame corresponding to the moment is lower, the speech detection unit **106** can execute appropriate processing in a case where the sound is detected again soon after the moment.

**[0149]** FIG. **5** is a flowchart of a processing operation performed by the speech detection unit **106**.

**[0150]** In step S**501**, frame numbers are initialized when the detection operation for detecting the start of utterance is performed.

**[0151]** In the following, a detection operation for detecting speech is performed in units of one frame.

**[0152]** That is, when the speech detection unit **106** performs processing in units of one frame, the speech detection unit **106** calculates a sound volume in units of one frame.

**[0153]** Here, a sound volume is obtained by, for example, calculating a value regarding signal strength such as log power from an audio signal by an existing method.

**[0154]** Here, a log power for a short time period is calculated by, for example, the following expression.

$$E(t)=\log\{\Sigma(x(t,i)\hat{}2)/N\}\ (1\leqq i\leqq N) \qquad \text{Eq (1)}$$

**[0155]** Here, N represents the number of samples of an audio signal per frame, and i represents an index of a sample of an audio signal in a frame.

**[0156]** Moreover, x (t, i) represents the i-th sample of an audio signal in a frame that starts at time t.

**[0157]** Moreover, x(t, i)^2 means the square of x(t, i).

**[0158]** Next, in step S**502**, processing in the first state **301** starts.

**[0159]** Next, in step S**503**, it is determined whether a sound volume E(t) at a frame starting at time t is greater than or equal to the threshold TH**1** used to perform the detection operation for detecting the start of utterance.

**[0160]** If the sound volume E(t) is greater than or equal to the threshold TH**1** (YES in step S**503**), the detection state changes to the second state **302** in step S**505**.

**[0161]** If the sound volume E(t) is less than the threshold TH**1** (NO in step S**503**), processing is executed again for the next frame (step S**504**).

**[0162]** Next, in step S**506**, a frame at which the detection state changes to the second state **302** is set as an utterance start frame Ts.

**[0163]** Next, in step S**507**, it is determined whether the sound volume E(t) is less than the threshold TH**1**.

**[0164]** If the sound volume E(t) is less than the threshold TH**1** (YES in step S**507**), the detection state changes to the first state **301**.

**[0165]** If the sound volume E(t) is greater than or equal to the threshold TH**1** (NO in step S**507**), then the process continues in step S**508**, where it is determined whether the number of frames obtained after the detection state has changed to the second state **302** is less than D**1**.

**[0166]** If the number of frames obtained after the detection state has changed to the second state **302** is less than D**1** (YES in step S**508**), processing is executed again for the next frame (step S**509**).

**[0167]** If the number of frames obtained after the detection state has changed to the second state **302** is greater than or equal to D**1** (NO in step S**508**), the detection state changes to the third state **303** in step S**510**.

**[0168]** Next, in step S**512**, it is determined whether the sound volume E(t) is less than the threshold TH**2** used to perform the detection operation for detecting the end of utterance.

**[0169]** If the sound volume E(t) is less than the threshold TH**2** (YES in step S**512**), the detection state changes to the fourth state **304** in step S**514**.

**[0170]** If the sound volume E(t) is greater than or equal to the threshold TH**2** (NO in step S**512**), processing for the next frame is performed in step S**513**.

**[0171]** Next, in step S**515**, a frame at which the detection state changes to the fourth state **304** is set as an end-of-utterance frame Te.

**[0172]** Next, in step S**516**, it is determined whether the sound volume E(t) is greater than or equal to the threshold TH**2**.

**[0173]** If the sound volume E(t) is greater than or equal to the threshold TH**2** (YES in step S**516**), the detection state changes to the third state **303**.

**[0174]** If the sound volume E(t) is less than the threshold TH**2** (NO in step S**516**), then the process continues in step S**517**, where it is determined whether the number of frames obtained after the detection state has changed to the fourth state **304** is less than D**2**.

**[0175]** If the number of the frames obtained after the detection state has changed to the fourth state **304** is less than D**2** (YES in step S**517**), processing for the next frame is performed in step S**518**.

**[0176]** If the number of the frames obtained after the detection state has changed to the fourth state **304** is greater than or equal to D**2** (NO in step S**517**), then the process continues in step S**519**, where it is determined whether speech detection should end.

**[0177]** If speech detection should end (YES in step S**519**), the speech detection terminates in step S**520**.

**[0178]** If speech detection should not end (NO in step S**519**), the detection state changes to the first state **301** in a case where a detection operation for the next utterance is to be performed.

**[0179]** By performing the above-described processing, the speech detection unit **106** detects an utterance period that starts from the frame Ts to the frame Te.

**[0180]** The speech recognition unit **107** obtains a speech recognition result by processing an audio signal obtained in an utterance period (from the frame Ts to the frame Te) detected by the speech detection unit **106**.

**[0181]** Here, an utterance period is detected in accordance with a change in the sound volume in the above-described description using the flowchart of FIG. **5**; however, a detection operation for detecting utterance is not limited to this.

**[0182]** Moreover, when speech detection is performed, a known feature such as zero crossing times, a pitch, or a likelihood ratio output from a speech model, or a likelihood ratio output from a non-speech model or a feature obtained by combining these features may be used.

**[0183]** Use of such a feature enables the start of utterance and the end of utterance to be efficiently detected even under an environment in which, for example, the loudness of an input ambient sound is large.

**[0184]** Here, a condition used to set the start of utterance and the end of utterance may be a condition other than a condition regarding the number of frames, as described below.

**[0185]** For example, a predetermined threshold TH**3** is provided which is larger than the threshold TH**1** used to perform the detection operation for detecting the start of utterance. After the detection operation for detecting the start of utterance is performed, at a frame at which a sound volume reaches the predetermined threshold TH**3**, the start of utterance may be determined to be the time at which the detection operation for detecting the start of utterance was performed.

**[0186]** Moreover, in order to set the end of utterance, a predetermined threshold TH**4** is provided which is smaller than the threshold TH**2** used to perform the detection operation for detecting the end of utterance. After the detection operation for detecting the end of utterance is performed, at a frame at which a sound volume becomes less than the predetermined threshold TH**4**, the end of utterance may be determined to be the time at which the detection operation for detecting the end of utterance was performed.

**[0187]** Use of such conditions can shorten a time period to set the start of utterance and the end of utterance.

**[0188]** Next, a case in which an image capturing operation is executed in accordance with a speech command in the digital camera **200** having the above-described configuration will be described.

**[0189]** An example of processing performed by the speech detection unit **106**, the image pickup control unit **123**, and the image storage control unit **104** is described below referring to FIG. **3**.

**[0190]** In FIG. **3**, if the detection operation for detecting the start of utterance is performed, which is denoted by reference numeral **305**, the image pickup control unit **123** causes the image pickup unit **103** to execute an image capturing operation.

**[0191]** Here, a case in which the detection operation for detecting the start of utterance is performed (**305**) corresponds to a case in which it is determined to be YES in step S**503** of FIG. **5**.

**[0192]** Moreover, if the detection operation for detecting the end of utterance is performed, which is denoted by reference numeral **308**, the image pickup control unit **123** causes the image pickup unit **103** to execute an image capturing operation.

**[0193]** Here, a case in which the detection operation for detecting the end of utterance is performed (**308**) corresponds to a case in which it is determined to be YES in step S**512** of FIG. **5**.

**[0194]** That is, the image pickup unit **103** captures an image when an internal state of speech detection processing changes from the first state **301** to the second state **302** or when the internal state of speech detection processing changes from the third state **303** to the fourth state **304**.

**[0195]** Moreover, the image storage control unit **104** deletes the captured image if the detection operation for detecting the start of utterance is canceled, which is denoted by reference numeral **306**, or if the detection operation for detecting the end of utterance is canceled, which is denoted by reference numeral **309**.

**[0196]** Here, a case in which the detection operation for detecting the start of utterance is canceled (**306**) corresponds to a case in which it is determined to be YES in step S**507** of FIG. **5**.

**[0197]** Moreover, a case in which the detection operation for detecting the end of utterance is canceled (**309**) corresponds to a case in which it is determined to be YES in step S**516** of FIG. **5**.

**[0198]** That is, when the detection operation for detecting the start of utterance is canceled in FIG. **3**, if the detection operation for detecting the start of utterance (**305**) is performed, the image storage control unit **104** deletes a captured image.

**[0199]** Similarly, when the detection operation for detecting the end of utterance is canceled, if the detection operation for detecting the end of utterance (**308**) is performed, the image storage control unit **104** deletes a captured image.

**[0200]** That is, when the internal state changes from the second state **302** to the first state **301** or when the internal state changes from the fourth state **304** to the third state **303**, an image captured immediately before the internal state changes is deleted.

**[0201]** FIG. **9** is a diagram showing an example of a speech recognition grammar utilized in the first embodiment.

**[0202]** In this example, a speech recognition grammar **900** includes a portion **901** in which rules are described and a portion **902** in which recognizable commands and pronunciations are described.

**[0203]** The IDs **903** of words, commands **904** regarding the words, and pronunciations **905** of the words are described in the portion **902** in which recognizable commands and pronunciations are described. Each of rows in the portion **902** has the ID **903** of one of the words, a command **904** regarding the word, and a pronunciation **905** of the word.

**[0204]** Here, a method for recognizing nine words described in the portion **902** is described in a program code which the speech recognition unit **107** can read, in the potion **901** in which rules are described.

**[0205]** "Shoot", "Go", "Cheese", "Say Cheese", and "Five Four Three" are speech commands for starting an image capturing operation described below.

**[0206]** "Spot Metering" (spot metering), "Center Metering" (center-weighted metering), "Use a flash" (activation of the strobe light), and "No Flash" (deactivation of the strobe light) are speech commands for setting shooting conditions.

**[0207]** In the following description, the speech recognition grammar **900** shown in FIG. **9** is used as a language model in the digital camera **200** according to the first embodiment.

**[0208]** Here, in the first embodiment, speech commands are described as an example; however, the present invention is not limited to these. For example, a sound that can be interpreted to mean a speech command can be utilized instead of the speech command.

**[0209]** For example, a laugh, a sound caused when a train passes, or the like may be used. Here, in this case, not a speech recognition technology but a known technology in which the content of sound is detected is used instead.

**[0210]** With such a configuration, even in a case where not only speech but also a characteristic sound is input via the microphone **112**, a user can obtain an image captured at a time corresponding to one of various characteristic sounds.

**[0211]** A recognition result control table is data in a table format in which processing for capturing an image, processing for activating metering, and processing for activating the strobe light corresponding a recognition results are described. The recognition result processing unit **108** refers to the recognition result table when determining camera control corresponding to a recognition result.

**[0212]** Here, the recognition result control table is stored in the memory (for storing a recognition result control table) **114** in the form of program code that can be read by the recognition result processing unit **108**.

**[0213]** FIG. **10** is a diagram showing an example of a recognition result control table.

**[0214]** In FIG. **10**, recognition result processing data is denoted by reference numeral **1000**.

**[0215]** Commands utilized for speech recognition are denoted by reference numeral **904** and the content of control, which is denoted by reference numeral **1002**, for a corresponding one of the commands denoted by reference numeral **904** for the digital camera **200** are described.

**[0216]** FIGS. **6** to **8** are flowcharts showing an example of processing performed by the digital camera **200** when capturing of an image is commanded by speech.

**[0217]** First, the flowchart of FIG. **6** is used to describe processing.

**[0218]** In step S**601**, it is determined whether or not a voice activation function is activated.

**[0219]** If the voice activation function is activated (YES in step S**601**), then the process continues in step S**602**, where it is determined whether a recording button **207** is pressed and an operation for starting inputting of speech (utterance) is performed.

**[0220]** If the voice activation function is not activated (NO in step S**601**), processing other than processing regarding the voice activation function is performed (i.e., another camera control) in step S**699**.

**[0221]** Here, a user operates the speech shutter on-off switch **202** included in the operation unit **102** to switch between activation and deactivation of the voice activation function.

**[0222]** Moreover, the control unit **101** determines whether the voice activation function should be activated or deactivated.

**[0223]** If an operation for starting reception of speech is performed (YES in step S**602**), the speech input unit **105** starts processing for receiving speech and the speech detection unit **106** starts speech detection processing in step S**603**.

**[0224]** If an operation other than the operation for starting reception of speech is performed (NO in step S**602**), processing other than processing regarding the voice activation function (i.e., another camera control) is performed in step S**699**.

**[0225]** Here, the operation for starting reception of speech may be performed by an operation other than pressing of the recording button **207**.

**[0226]** For example, a digital camera provided with an autofocus function performs focusing if the shutter button **201** is half pressed.

**[0227]** Here, processing for receiving speech may be started in association with the operation of the autofocus function. That is, if a user half presses the shutter button **201**, processing for receiving speech and processing for detecting speech may be started.

**[0228]** With such a configuration, a manual operation is simplified. Thus, a user can quickly start processing for inputting speech.

**[0229]** Moreover, speech detection may be started without manually starting speech detection, when an audio signal is input to the speech input unit **105**.

**[0230]** With such a configuration, processing for detecting speech can be quickly started. Moreover, even if a user cannot manually operate a camera, the user can start speech detection. Thus, such a configuration can be utilized in a monitoring camera, a security camera, a camera set at a high place, or the like.

**[0231]** In step S**604**, it is determined whether the speech detection unit **106** performs the detection operation for detecting the start of utterance.

**[0232]** Here, in step S**604**, whether the speech detection unit **106** performs the detection operation for detecting the start of utterance is determined in accordance with whether the speech detection unit **106** has executed processing for changing the internal state from the first state **301** to the second state **302**.

**[0233]** If the speech detection unit **106** performs the detection operation for detecting the start of utterance (YES in step S**604**), the image pickup unit **103** executes an image capturing operation in step S**605**.

**[0234]** In step S**606**, the image storage control unit **104** stores first image data of an image captured in step S**605**, which is a previous step, in the memory (for storing images) **110**.

**[0235]** Here, the image captured in step S**605**, that is, an image captured at a time at which the speech detection unit **106** performs the detection operation for detecting the start of utterance, is called an image A.

**[0236]** If the speech detection unit **106** does not perform the detection operation for detecting the start of utterance (NO in step S**604**), it is determined again whether the speech detection unit **106** performs the detection operation for detecting the start of utterance.

**[0237]** In step S**607**, it is determined whether the speech detection unit **106** should cancel the detection operation for detecting the start of utterance.

**[0238]** Here, in step S**607**, whether the speech detection unit **106** should cancel the detection operation for detecting the start of utterance is determined in accordance with whether the speech detection unit **106** has executed processing for changing the internal state from the second state **302** to the first state **301**.

**[0239]** If the detection operation for detecting the start of utterance is canceled (YES in step S**607**), then the process continues in step S**608**, the image storage control unit **104** deletes the image A stored in the memory (for storing images) **110**.

**[0240]** If the detection operation for detecting the start of utterance is not canceled (No in step S**607**), in step S**609**, it is determined whether the speech detection unit **106** has set the start of utterance.

**[0241]** Here, in step S**609**, whether the start of utterance is set/fixed is determined in accordance with whether the speech detection unit **106** has executed processing for changing the internal state from the second state **302** to the third state **303**.

**[0242]** If the start of utterance is set/fixed (YES in step S**609**), the speech recognition unit **107** starts speech recognition processing in step S**610**.

**[0243]** If the start of utterance is not set/fixed (NO in step S**609**), it is determined again whether the detection operation for detecting the start of utterance should be canceled.

**[0244]** The following processing will be described with reference to the flowchart of FIG. **7**.

**[0245]** In step S**711**, the speech detection unit **106** determines whether the detection operation for detecting the end of utterance is performed.

**[0246]** Here, in step S**711**, whether the detection operation for detecting the end of utterance is performed is determined in accordance with whether the speech detection unit **106** has executed processing for changing the internal state from the third state **303** to the fourth state **304**.

**[0247]** If the detection operation for detecting the end of utterance is performed (YES in step S**711**), the image pickup unit **103** captures an image in step S**712**.

**[0248]** Next, in step S**713**, the image storage control unit **104** stores second image data of an image captured in step S**712**, which is a previous step, in the memory (for storing images) **110**. Here, an image captured in step S**712**, that is, an image captured at a time at which the speech detection unit **106** performs the detection operation for detecting the end of utterance, is called an image B.

**[0249]** Here, there is a case in which an image is captured after a certain period of time (for example, 0.5 seconds) passes after, in general, "Say Cheese" or the like has uttered (after /z/ has uttered).

**[0250]** In consideration of this, in the first embodiment, the image pickup unit **103** captures an image after a predeter-

mined delay time passes after the speech detection unit **106** has performed the detection operation for detecting the end of utterance "Say Cheese".

**[0251]** With such a configuration, the number of kinds of image-capturing times that a user desires can be increased.

**[0252]** Next, in step S**715**, the speech detection unit **106** determines whether the detection operation for detecting the end of utterance should be canceled.

**[0253]** Here, in step S**715**, whether the detection operation for detecting the end of utterance should be canceled is determined in accordance with whether the speech detection unit **106** has executed processing for changing the internal state from the fourth state **304** to the third state **303**.

**[0254]** If the detection operation for detecting the end of utterance is canceled (YES in step S**715**), then the process continues in step S**714**, where the image storage control unit **104** deletes the image B stored in the memory (for storing images) **110**.

**[0255]** Next, in step S**716**, it is determined whether the speech detection unit **106** should set/fixed the end of utterance.

**[0256]** Here, in step S**716**, whether the end of utterance should be set/fixed is determined in accordance with whether the speech detection unit **106** has ended changing of the internal state and keeps the internal state in the fourth state **304**.

**[0257]** If the end of utterance is set/fixed (YES in step S**716**), processing performed by the speech input unit **105** and speech detection unit **106** ends in step S**717**.

**[0258]** If the end of utterance is not set/fixed (NO in step S**716**), it is determined again whether the detection operation for detecting the end of utterance should be canceled.

**[0259]** Next, in step S**718** after speech detection ends, the speech recognition unit **107** performs speech recognition processing until all audio signals obtained in an utterance period detected by the speech detection unit **106** are processed.

**[0260]** If speech recognition processing ends (YES in step S**718**), in step S**719**, the recognition result processing unit **108** obtains a recognition result obtained by the speech recognition unit **107**.

**[0261]** The following processing will be described with reference to the flowchart of FIG. **8**.

**[0262]** In step S**821**, the recognition result processing unit **108** determines whether to receive or discard a command corresponding to a recognition score in the obtained recognition result.

**[0263]** Here, reception of a command means that the control unit **101** determines to perform control corresponding to a recognized command. Moreover, discarding of a command means that the control unit **101** determines not to perform control corresponding to a recognized command.

**[0264]** If an obtained recognition score is greater than or equal to a predetermined threshold and a corresponding command is received (YES in step S**821**), in step S**822**, control of the digital camera **200** is determined with reference to the recognition result control table, the control corresponding to the command included in the recognition result.

**[0265]** If a recognized command is a word ("Shoot" or "Go") that is a command for capturing an image at the time of the start of utterance (YES in step S**822**), in step S**823**, the image storage control unit **104** stores image data of the image A on the storage medium (for storing images) **111**, the image A being stored in the memory (for storing images) **110**.

**[0266]** Here, processing in step S**823** is processing performed in accordance with determination of the recognition result processing unit **108**.

**[0267]** Next, in step S**824**, the display control unit **109** displays the image A on the display **115** in such a manner that a user can check a captured image.

**[0268]** If a recognized command is not a word ("Shoot" or "Go") that is a command for capturing an image at the time of the start of utterance (NO in step S**822**), in step S**826**, it is determined whether the recognized command is a word ("Cheese") that is a command for capturing an image at the time of the end of utterance.

**[0269]** If the recognized command is a word ("Cheese") that is a command for capturing an image at the time of the end of utterance (YES in step S**826**), the process continues in step S**827**, where the image storage control unit **104** stores image data of the image B on the storage medium (for storing images) **111**.

**[0270]** Here, processing in step S**827** is processing performed in accordance with determination of the recognition result processing unit **108**.

**[0271]** In step S**828**, the display control unit **109** displays the image B on the display **115** in such a manner that a user can check a captured image.

**[0272]** If the recognized command is a word ("Spot Metering" or the like) other than a word that is a command for capturing an image (NO in step S**826**), then the process continues in step S**829**, where the recognition result processing unit **108** controls the digital camera **200** by referring to the recognition result control table in such a manner that control other than control of capturing of an image is performed. The process then proceeds to step S**825**.

**[0273]** In step S**825**, the image storage control unit **104** deletes the image data of all images (images A and B) stored in the memory (for storing images) **110**.

**[0274]** That is, if a predetermined command is not recognized and a recognition result is discarded, the image pickup unit **103** deletes captured images.

**[0275]** This processing discards recognition results regarding ambient noises, utterance of a word other than a recognition target, and speech that is not intended to operate a camera, such as speech of a person other than a user, and automatically deletes an image captured by erroneously detecting such a sound.

**[0276]** Here, in step S**821**, a threshold used for determination may be a preset fixed value or a value obtained by multiplying a recognition score by r (**0**<r), the recognition score being output by a garbage model.

**[0277]** A garbage model is an acoustic model generated using a noise in which a noise other than speech is included, or a plurality of estimated unknown words (words other than a recognition target), and is included in the memory (for storing speech recognition data) **113**.

**[0278]** Here, in processing in steps S**822** to S**829**, in accordance with a recognition result, one of an image captured at the time of the start of utterance and an image captured at the time of the end of utterance is determined to be an image that is to be stored.

**[0279]** Thus, a user can freely change an image-capturing time of an image that is to be stored, in accordance with the content of utterance.

**[0280]** Here, processing ends after step S**825** in the above-described description. However, the procedure may proceed to processing in step S**602** in order to continuously perform reception of the next speech.

**[0281]** With such a configuration, if reception of speech is started by half pressing the shutter button **201**, camera control can be performed by inputting of speech as many times as possible while the shutter button **201** is half pressed.

**[0282]** For example, while the shutter button **201** is half pressed, utterance such as "Center Metering" or the like can set shooting conditions, and an image can be captured by the next utterance.

**[0283]** FIG. **11** is a diagram showing an operation in a case where an image is captured by mean of the speech command "Shoot" utilizing the digital camera **200** according to the first embodiment.

**[0284]** In FIG. **11**, the horizontal axis **1150** represents time and time elapses from left to right. Reference numerals t**1** to t**7** each denote a time.

**[0285]** Reference numeral **1110** denotes an audio signal on which A/D conversion has been performed by the speech input unit **105**.

**[0286]** Reference numeral **1111** denotes an audio signal (audio waveform) in a period during which a user utters "Shoot".

**[0287]** Reference numeral **1120** denotes sound volume. Changes in the sound volume **1120** corresponding to the audio signal **1110** are shown.

**[0288]** Reference numeral **1121** denotes a threshold (TH**1**) used to perform the detection operation for detecting the start of utterance and used by the speech detection unit **106**. Reference numeral **1122** denotes a threshold (TH**2**) used to perform the detection operation for detecting the end of utterance and used by the speech detection unit **106**.

**[0289]** Reference numeral **1130** denotes states recognized by the speech detection unit **106**. Changes of the states **1130** are visually shown.

**[0290]** Reference numeral **1140** denotes details of an operation of the digital camera **200**.

**[0291]** Next, an operation of the digital camera **200** will be described with respect to time from time t**1** to time t**7**.

**[0292]** Time t**1**

**[0293]** The speech detection unit **106** performs the detection operation for detecting the start of utterance at a frame that starts at time t**1** where the sound volume **1120** becomes greater than or equal to the threshold TH**1**. This operation corresponds to a process of detecting a sound that satisfies the above-described first predetermined standard (start condition).

**[0294]** Here, the speech detection unit **106** executes processing for changing the detection state from the first state **301** to the second state **302**, which is denoted by reference numeral **1130** at time t**1**.

**[0295]** At the time at which the detection operation for detecting the start of utterance is performed, the image pickup unit **103** captures an image of a subject (IMG**003**). Then, the image storage control unit **104** stores image data of the captured image in the memory (for storing images) **110**. These operations are denoted by reference numeral **1141**.

**[0296]** Time t**2**

**[0297]** At a frame that starts at time t**2** and that is the D**1**-th frame from the frame that starts at time t**1** at which the detection operation for detecting the start of utterance is performed, the speech detection unit **106** determines the start of utterance to be time t**1**.

**[0298]** Simultaneously, speech recognition processing performed by the speech recognition unit **107** starts. These operations are denoted by reference numeral **1142**.

**[0299]** Here, the speech detection unit **106** executes processing for changing the detection state from the second state **302** to the third state **303**, which is denoted by reference numeral **1130** at time t**2**.

**[0300]** Time t**3**

**[0301]** Next, the speech detection unit **106** performs the detection operation for detecting the end of utterance at a frame that starts at time t**3** where the sound volume **1120** becomes less than the threshold TH**2**. In this operation, a sound that satisfies the above-described predetermined standard (end condition) is detected.

**[0302]** Here, the speech detection unit **106** executes processing for changing the detection state from the third state **303** to the fourth state **304**, which is denoted by reference numeral **1130** at time t**3**.

**[0303]** At time t**3** at which the speech detection unit **106** performs the detection operation for detecting the end of utterance, the image pickup unit **103** captures an image of the object (IMG**005**). Then, the image storage control unit **104** stores image data of the captured image in the memory (for storing images) **110**. These operations are denoted by reference numeral **1143**.

**[0304]** Time t**4**

**[0305]** If the sound volume **1120** becomes greater than or equal to the threshold TH**2** at a frame that starts at time t**4** and that is a frame prior to the frame that is the D**2**-th frame from the frame that starts at time t**3** at which the speech detection unit **106** performs the detection operation for detecting the end of utterance, the speech detection unit **106** cancels the detection operation for detecting the end of utterance.

**[0306]** Here, the speech detection unit **106** executes processing for changing the detection state from the fourth state **304** to the third state **303**, which is denoted by reference numeral **1130** at time t**4**.

**[0307]** At time t**4** at which the detection operation for detecting the end of utterance is canceled, the image storage control unit **104** deletes the image data of the image IMG**005** captured at time t**3** at which the detection operation for detecting the end of utterance is performed, from the memory (for storing images) **110**. These operations are denoted by **1144**.

**[0308]** Time t**5**

**[0309]** The sound volume **1120** becomes less than the threshold TH**2** at a frame that starts at time t**5**, and thus the speech detection unit **106** performs the detection operation for detecting the end of utterance.

**[0310]** Here, the speech detection unit **106** executes processing for changing the detection state from the third state **303** to the fourth state **304**, which is denoted by reference numeral **1130** at time t**5**.

**[0311]** Moreover, the image pickup unit **103** captures an image of the object (IMG**006**) at time t**5**, and the image storage control unit **104** stores image data of the captured image in the memory (for storing images) **110**. These operations are denoted by reference numeral **1145**.

**[0312]** Time t**6**

**[0313]** The sound volume **1120** does not become greater than or equal to the threshold TH**2** between the frame that starts at time t**5** at which the detection operation for detecting

the end of utterance is performed and a frame that starts at time t**6** and that is the D**2**-th frame from the frame that starts at time t**5**. At the frame that starts at time t**6**, the speech detection unit **106** determines the end of utterance to be time t**5**. This operation is denoted by reference numeral **1146**.

**[0314]** Here, as described above, the speech detection unit **106** may execute processing for changing the detection state from the fourth state **304** to the first state **301** or the speech detection unit **106** may end processing for changing the detection state.

**[0315]** Time t**7**

**[0316]** Thereafter, at time t**7** at which processing performed by the speech recognition unit **107** ends, the recognition result processing unit **108** determines a control method for the digital camera **200**. This operation is denoted by reference numeral **1147**.

**[0317]** Here, if "Shoot" is obtained as a recognition result, processing corresponding to "Shoot" is determined with reference to the recognition result control table.

**[0318]** As shown in FIG. **10**, "Shoot" is a command related to an image capturing operation that is performed at the time of the detected start of utterance.

**[0319]** In accordance with determination of the recognition result processing unit **108**, the image storage control unit **104** stores the image data of the image (IMG**003**) captured at time t**1** that is the time of the detected start of utterance, in the storage medium (for storing images) **111**.

**[0320]** Simultaneously, the image storage control unit **104** deletes the image (IMG**006**) captured at the time of the end of utterance from the memory (for storing images) **110**, without storing the image.

**[0321]** FIG. **12** is a diagram showing an operation in a case where an image is captured by means of the speech command "Cheese" utilizing the digital camera **200** according to the first embodiment.

**[0322]** Similar to FIG. **11**, reference numeral **1250** denotes time, reference numeral **1210** denotes an audio signal, reference numeral **1220** denotes sound volume, **1230** denotes states recognized by the speech detection unit **106**, and reference numeral **1240** denotes an operation of the digital camera **200**.

**[0323]** Reference numeral **1211** denotes a noise, which happens to be input before a user utters. Reference numeral **1212** denotes a speech "Cheese" or the like, uttered by a user.

**[0324]** Reference numeral **1221** denotes a threshold (TH**1**) used to perform a detection operation for detecting an utterance period, which is used by the speech detection unit **106**.

**[0325]** Here, in FIG. **12**, the same threshold TH**1** is used to detect the start of utterance and the end of utterance.

**[0326]** In the following, an operation of the digital camera **200** will be described with respect to time.

**[0327]** Time t**1**

**[0328]** At a frame that starts at time t**1**, if the speech detection unit **106** performs the detection operation for detecting the start of utterance, the image pickup unit **103** captures an image of an object **1202** (IMG**001**) corresponding to the frame that starts at time t**1**. Moreover, the image storage control unit **104** temporarily stores image data of the captured image in the memory (for storing images) **110**. These operations are denoted by reference numeral **1241**.

**[0329]** Time t**2**

**[0330]** At a frame that starts at time t**2** and that is prior to the frame that is the D**1**-th frame from the frame at which the detection operation for detecting the start of utterance is performed, the sound volume **1220** becomes less than the threshold TH**1**, and thus the speech detection unit **106** cancels the detection operation for detecting the start of utterance.

**[0331]** Here, the image storage control unit **104** deletes the image (IMG**001**), which is captured in the operations **1241**. These operations are denoted by reference numeral **1242**.

**[0332]** Time t**3**

**[0333]** At a frame that starts at time t**3**, if the speech detection unit **106** performs the detection operation for detecting the start of utterance again, the image pickup unit **103** captures an image of an object **1203** (IMG**003**) corresponding to the frame that starts at time t**3**. Moreover, the image storage control unit **104** temporarily stores image data of the captured image in the memory (for storing images) **110**. These operations are denoted by reference numeral **1243**.

**[0334]** Time t**4**

**[0335]** At a frame that starts at time t**4**, if the speech detection unit **106** determines the start of utterance to be time t**3**, the speech recognition unit **107** starts speech recognition processing. These operations are denoted by reference numeral **1244**.

**[0336]** Time t**5**

**[0337]** At a frame that starts at time t**5**, if the speech detection unit **106** performs the detection operation for detecting the end of utterance, the image pickup unit **103** captures an image of an object **1205** (IMG**005**) corresponding to the frame that starts at time t**5**. Moreover, then, the image storage control unit **104** temporarily stores image data of the captured image in the memory (for storing images) **110**. These operations are denoted by reference numeral **1245**.

**[0338]** Time t**6**

**[0339]** At a frame that starts at time t**6**, the speech detection unit **106** determines the end of utterance to be time t**5**. This operation is denoted by reference numeral **1246**.

**[0340]** Time t**7**

**[0341]** After the end of utterance is determined to be time t**5**, at time t**7** at which speech recognition processing performed by the speech recognition unit **107** ends, the recognition result processing unit **108** determines camera control in accordance with a recognition result. These operations are denoted by reference numeral **1247**.

**[0342]** Here, as shown in FIG. **10**, "Cheese" is a command related to an image capturing operation that is performed at the time of the detected end of utterance.

**[0343]** Thus, the image storage control unit **104** stores the image data of the image (IMG**005**) captured at time t**5** that is the time of the detected end of utterance, in the storage medium (for storing images) **111**. The image storage control unit **104** deletes the image data of the image (IMG**003**) captured at time t**3** that is the time of the detected start of utterance, without storing the image data.

**[0344]** As described above using FIGS. **11** and **12**, if an image at the time of the start of utterance is to be captured using the digital camera **200** described in the first embodiment, just "Shoot" (or "Go") is to be uttered.

**[0345]** Moreover, if an image at the time of the end of utterance is to be captured using the digital camera **200** described in the first embodiment, then just "Cheese" is needed to be uttered.

**[0346]** Moreover, if an image at a time at which a certain period of time has passed from the time of the start of utterance is to be captured, just "Five Four Three" needs to be uttered, the certain period of time corresponding to a time period for which "Two One Zero" is uttered.

**[0347]** Moreover, if an image at a time at which a certain period of time (for example, 0.5 seconds) has passed from the time of the end of utterance, just "Say Cheese" needs to be uttered.

**[0348]** If "Shoot" (or "Go") is uttered, an image is captured before speech recognition ends. Thus, it is suitable for a case in which an image of a moving object such as a vehicle is captured.

**[0349]** Moreover, if "Cheese" (or "Say Cheese") is uttered, an image is captured after the end of utterance. Thus, it is suitable for a case in which an image is captured after objects are informed of a shooting time, such as a group photo or a commemorative photo.

**[0350]** Moreover, if "Five Four Three" is uttered, an image can be captured at a time after a certain period of time has passed from the time of the start of utterance, the certain period of time corresponding to a time period for which "Two One Zero" is uttered.

**[0351]** Therefore, an image can be captured at an arbitrary shooting time in accordance with a shooting scene, and the convenience of operation for users is improved.

**[0352]** Moreover, a user may not need to delete images captured at unwilled times after images are captured.

**[0353]** That is, as described using FIG. **12**, even in a case where an image is erroneously captured in accordance with an ambient noise which happens to be input when speech is input, if the start of speech is not set, the image is automatically deleted.

**[0354]** Moreover, even in a case where capturing of an image is triggered by means of a noise or utterance which is not intended to capture an image, if utterance which is not intended to trigger capturing of an image is recognized in processing in step S**821** of FIG. **8**, the recognition result is discarded and the erroneously captured image is deleted.

**[0355]** Thus, in a case where the start of shooting is triggered by means of a speech command, the first embodiment has an effect in reducing the occurrence of malfunctions due to ambient noises.

**[0356]** In the first embodiment, an image may be captured at a time at which the detection operation for detecting the start of utterance is performed or a time at which the detection operation for detecting the end of utterance is performed.

**[0357]** FIG. **13** is a flowchart in a case where an image is captured only at the time of the detected start of utterance.

**[0358]** The flowchart shown in FIG. **13** illustrates processing in and after step S**811**, which is different from processing described using the flowcharts of FIGS. **6** to **8**.

**[0359]** Moreover, the same processing as that in FIGS. **7** and **8** is denoted by the same reference numeral. In the following, only differences between FIG. **13** and FIGS. **7** and **8** will be described.

**[0360]** In the flowchart shown in FIG. **13**, processing for capturing an image at a time at which the detection operation for detecting the end of utterance is performed (steps S**712** and S**713**) and processing for deleting a captured image (step S**714**) in the flowchart of FIG. **7** are not performed.

**[0361]** Moreover, in the flowchart shown in FIG. **13**, processing performed by the recognition result processing unit **108** in a case where a word that is a command for capturing an image at the time of the end of utterance is recognized (steps S**826**, S**827**, and S**828**) in the flowchart of FIG. **8** is not performed.

**[0362]** Other processing is the same as that described using FIGS. **6** to **8**.

**[0363]** Here, in a case where an image is captured only at the time of the detected start of utterance, words that are commands for capturing an image at the time of the end of utterance ("Cheese", "Say Cheese", or the like) are deleted from the speech recognition grammar shown in FIG. **9**.

**[0364]** If the speech recognition grammar is not changed, the recognition result control data shown in FIG. **10** is changed. Processing performed when "Cheese", "Say Cheese", or the like is recognized is changed to processing for capturing an image at the time of the detected start of utterance.

**[0365]** As a result, if a user utters "Cheese" or "Say Cheese", image data of an image captured at the time of the start of utterance is stored in the storage medium (for storing images) **111**.

**[0366]** In a case where an image is captured only at the time of the detected end of utterance, changes may be similarly performed. In this case, processing for capturing an image when the detection operation for detecting the start of utterance is performed (steps S**605** and S**606**) and processing performed when the detection operation for detecting the start of utterance is canceled (step S**608**) are omitted.

**[0367]** Moreover, steps S**822** to S**824** among processing performed by the recognition result processing unit **108** are omitted.

**[0368]** Here, if a recognition result is received in step S**821** (YES in step S**821**), processing in and after step S**826** is performed.

**[0369]** Moreover, a word that is a command for capturing an image at the time of the start of utterance is deleted from the speech recognition grammar **900** or details of processing described in the recognition result control data is changed.

**[0370]** In the first embodiment, the digital camera **200** may be configured to store image data of images captured at the time of the detected start of utterance and at the time of the detected end of utterance, in accordance with a recognition result, in the storage medium (for storing images) **111**.

**[0371]** For example, if the recognition result control data is described in such a manner that an image is captured at both of the time of the detected start of utterance "Say Cheese" and the time of the detected end of utterance "Say Cheese", image data of images at both of the times is stored in the storage medium (for storing images) **111**.

**[0372]** With such a configuration, the number of kinds of image-capturing times that a user desires can be increased and the convenience of operation for users is improved.

**[0373]** In the first embodiment, if a recognition result is discarded (NO in step S**821**) in processing performed by the recognition result processing unit **108**, whether the images A and B stored in the memory (for storing images) **110** should be deleted (step S**825**) may be checked by a user.

**[0374]** Moreover, a user may select an image that is to be stored in the storage medium (for storing images) **111**.

**[0375]** Moreover, if a recognition result is discarded, both the images A and B may be stored in the storage medium (for storing images) **111**.

**[0376]** For example, the images A and B are displayed on the display **115** and whether image data should be deleted can be selected using the four-direction selection button **204**.

**[0377]** Moreover, a user selects an image that is to be stored using the four-direction selection button **204**, and image data of an image selected at a time at which the ENTER button **205** is pressed is stored in the storage medium (for storing images) **111**.

**[0378]** If a word other than a word that is a command for capturing an image is recognized (NO in step S**826**), similarly, a user may check whether an image should be deleted and select an image that is to be stored in the storage medium (for storing images) **111**.

**[0379]** Moreover, the image data of the images A and B may be stored in the storage medium (for storing images) **111**.

**[0380]** With such a configuration, in a case where an image pickup function using a speech command is used in an environment in which speech recognition performance degrades, an image can be prevented from being erroneously deleted by speech that is erroneously recognized and the convenience of operation for users is improved.

**[0381]** Here, the number of images held in one speech recognition process may be determined in accordance with the storage capacity of the memory (for storing images) **110**.

**[0382]** With such a configuration, as many image candidates that a user desires as possible can be temporarily stored in the memory (for storing images) **110** with consideration of the storage capacity of the memory (for storing images) **110**.

**[0383]** If the difference between a recognition score for a word that is a command for capturing an image at a time and a recognition score for another word that is a command for capturing an image at a different time is less than a predetermined threshold in processing performed by the recognition result processing unit **108**, both of images captured at the time of the start of utterance and the time of the end of utterance may be stored in the storage medium (for storing images) **111**.

**[0384]** For example, if the difference between a recognition score for "Shoot", which is a command for capturing an image at the time of the start of utterance, and a recognition score for "Cheese", which is a command for capturing an image at the time of the end of utterance is less than a predetermined value, both of images captured at the time of the start of utterance and the time of the end of utterance are stored in the storage medium (for storing images) **111**.

**[0385]** Alternatively, the two images are displayed on the display **115** and a user may select an image or images.

**[0386]** With such a configuration, in a case where an image pickup function using a speech command is used in an environment in which speech recognition performance may degrade, an image can be prevented from being erroneously deleted by speech that is erroneously recognized and the convenience of operation for users is improved.

**[0387]** In the first embodiment, description has been made regarding a case in which image data of a captured image is temporarily stored in the memory (for storing images) **110** and the image data of the image is stored in the storage medium (for storing images) **111** after a recognition result is set. However, the image data of the image may be directly stored in the storage medium (for storing images) **111**.

**[0388]** In this case, processing for deleting image data in steps S**608** and S**714** means that image data stored in the storage medium (for storing images) **111** is deleted.

**[0389]** Moreover, processing in steps S**823** and S**827** is not performed.

**[0390]** Furthermore, if a recognition result is discarded (NO in step S**821**) or if a recognition result is not a word that is a command for capturing an image (NO in step S**826**), the image data of the images A and B stored in the storage medium (for storing images) **111** is deleted.

**[0391]** Furthermore, if a recognition result is a word that is a command for capturing an image at the time of the start of utterance, the image data of the image B is deleted. If a recognition result is a word that is a command for capturing an image at the time of the end of utterance, the image data of the image A is deleted.

**[0392]** For example, in a case where the digital camera **200** according to the first embodiment is used at a place which tends to be suffered from ambient noises, such as a side of a road, the internal state of the speech detection unit **106** may frequently change in a short period of time.

**[0393]** If capturing of an image and deleting of image data are repeatedly performed in a short period of time, when a continuous-shots function of the digital camera **200** is activated, the digital camera **200** may not be able to appropriately capture an image immediately after image data is deleted and the image may not be stored in the memory (for storing images) **110**.

**[0394]** In order to resolve the matter mentioned above, for example, the image data of the captured image A is not deleted in step S**608** at a time at which the detection operation for detecting the start of utterance is canceled, and the image data of the image A may be stored in the memory (for storing images) **110** until at a time at which the detection operation for detecting the start of the next utterance is performed.

**[0395]** In this case, at the time at which the detection operation for detecting the start of the next utterance is performed, the image data of the image A is deleted or the image data of the image A is overwritten with image data of a newly captured image.

**[0396]** Similarly, the image data of the image B may not be deleted in a case where the detection operation for detecting the end of utterance is canceled in step S**715**, and may be stored in the memory (for storing images) **110** until the detection operation for detecting the end of the next utterance is performed.

**[0397]** With such a configuration, even in a case where the speed of taking continuous shots is not faster than the speed of changing a state for speech detection, at least the image of the first shot among continuous shots can be stored.

**[0398]** Here, in the first embodiment, description has been made regarding a camera. However, the present invention can be applied to other image pickup apparatuses such as a video camera.

**[0399]** In the first embodiment, a known stereo microphone is used as the microphone **112**.

**[0400]** Moreover, the speech recognition unit **107** may use, as a feature as described above, a relationship between a sound volume of an audio signal input via the left microphone **112** and a sound volume of an audio signal input via the right microphone **112**, a relationship between pitches of the audio signals, or the like.

**[0401]** By using such a feature, for example, a sound source coming toward the right side of the digital camera **200** can be distinguished from a sound source coming toward the left side of the digital camera **200**. That is, a situation at the time of capturing an image is recognized and an image can be captured.

**[0402]** In the first embodiment, processing for capturing an image at the time of the end of utterance may be allocated to the command "Say Cheese" instead of "Cheese" shown as an example of commands included in the recognition result control table.

**[0403]** Moreover, processing for capturing an image at the time of the start of utterance may be allocated to the command "Now" instead of "Go" shown as an example of commands included in the recognition result control table.

**[0404]** FIG. **16** is a functional block diagram showing an example of the structure of an information processing apparatus **1600** according to a second embodiment of the present invention.

**[0405]** Here, components the same as those indicated in FIG. **1** will be denoted by the same reference numerals and description thereof will be omitted.

**[0406]** The information processing apparatus **1600** can be connected to an input apparatus **1602**, an image pickup apparatus **1603**, a memory apparatus (for storing images) **1610**, a storage apparatus (for storing images) **1611**, and a sound collector **1612**.

**[0407]** Moreover, the information processing apparatus **1600** can be connected to a memory apparatus (for storing speech recognition data) **1613**, a memory apparatus (for storing a recognition result control table) **1614**, and a display apparatus **1615**.

**[0408]** Here, the input apparatus **1602** has a function corresponding to the operation unit **102**. The image pickup apparatus **1603** has a function corresponding to the image pickup unit **103**. The memory apparatus (for storing images) **1610** has a function corresponding to the memory (for storing images) **110**. The storage apparatus (for storing images) **1611** has a function corresponding to the storage medium (for storing images) **111**.

**[0409]** Moreover, the sound collector **1612** has a function corresponding to the microphone **112**. The memory apparatus (for storing speech recognition data) **1613** has a function corresponding to the memory (for storing speech recognition data) **113**.

**[0410]** Moreover, the memory apparatus (for storing a recognition result control table) **1614** has a function corresponding to the memory (for storing a recognition result control table) **114**. A display control unit **1609** has a function corresponding to the display control unit **109**.

**[0411]** An example of the information processing apparatus **1600** is a microprocessor or the like.

**[0412]** FIGS. **14** and **15** are flowcharts showing an example of processing operation performed by the information processing apparatus **1600**.

**[0413]** First, the flowchart of FIG. **14** is used to describe processing.

**[0414]** In step S**1400**, the speech input unit **105** determines whether an audio signal has been input.

**[0415]** If an audio signal has not been input (NO in step S**1400**), the procedure goes back to step S**1400**.

**[0416]** If an audio signal has been input (YES in step S**1400**), the speech detection unit **106** initializes a frame f (f=0) in step S**1401**.

**[0417]** Next, in step S**1402**, the speech detection unit **106** sets a detection state of the audio signal as the first state **301**.

**[0418]** Next, in step S**1403**, the speech detection unit **106** sets a frame as a detection target.

**[0419]** Next, in step S**1404**, the speech detection unit **106** stores feature data regarding the audio signal input to the speech input unit **105**.

**[0420]** Here, feature data is data used when the speech recognition unit **107** performs speech recognition.

**[0421]** Next, in step S**1405**, the speech detection unit **106** determines the detection state of speech to be one of the first to fourth states.

**[0422]** In step S**1405**, if the speech detection unit **106** determines the detection state to be the first state **301**, the speech detection unit **106** determines, in step S**1406**, whether a sound volume greater than or equal to the threshold TH**1** is detected, as first detection.

**[0423]** If a sound volume greater than or equal to the threshold TH**1** is detected (YES in step S**1406**), the speech detection unit **106** changes the detection state to the second state **302** in step S**1407** (this time is referred to as a first time).

**[0424]** Next, in step S**1408**, the image pickup control unit **123** outputs a signal for causing the image pickup apparatus **1603** to execute an image capturing operation.

**[0425]** Here, an image captured in accordance with a signal output in step S**1408** is the image A.

**[0426]** Next, in step S**1409**, the image storage control unit **104** outputs a signal for causing the memory apparatus (for storing images) **1610** to store, as first acquisition, the image data of the image A captured in step S**1408**, which is a previous step.

**[0427]** Next, in step S**1410**, as first storage, the speech detection unit **106** stores the frame f, which is being processed, as an utterance-start frame Fs.

**[0428]** Next, the procedure returns to step S**1403**, and the speech detection unit **106** sets a frame as the next speech detection target.

**[0429]** Moreover, in step S**1406**, if a sound volume greater than or equal to the threshold TH**1** is not detected (NO in step S**1406**), the procedure similarly returns to step S**1403** and the speech detection unit **106** sets a frame as the next speech detection target.

**[0430]** Moreover, in step S**1405**, if the speech detection unit **106** determines the detection state to be the second state **302**, in step S**1411**, it is determined whether a frame f that is being processed is the M**1**-th frame from the utterance-start frame Fs or a frame after the M**1**-th frame from the utterance-start frame Fs.

**[0431]** Moreover, if a frame f that is being processed is before the M**1**-th frame from the utterance-start frame Fs (YES in step S**1411**), in step S**1413**, it is determined whether the speech detection unit **106** detects a sound volume greater than the threshold TH**1**.

**[0432]** If a sound volume greater than the threshold TH**1** is not detected (NO in step S**1413**), the speech detection unit **106** initializes a count value of a counter Fa in step S**1414**.

**[0433]** Next, the procedure returns to step S**1403**, and the speech detection unit **106** sets a frame as the next speech detection target.

**[0434]** Here, the counter Fa is used to determine whether the utterance-start frame Fs should be reset.

**[0435]** Moreover, if a sound volume less than the threshold TH**1** is detected (YES in step S**1413**), the speech detection unit **106** increments a count value of the counter Fa by one in step S**1415**.

**[0436]** Next, in step S**1416**, the speech detection unit **106** determines whether the count value of the counter Fa is greater than or equal to N**1**.

**[0437]** If the count value of the counter Fa is greater than or equal to N**1** (YES in step S**1416**), in step S**1417**, the image storage control unit **104** outputs a signal for deleting the image data of the image A stored in the memory apparatus (for storing images) **1610**.

**[0438]** Here, processing in step S**1417** corresponds to second deletion with respect to processing for deleting image data after speech recognition is performed.

**[0439]** Next, in step S**1418**, the speech detection unit **106** changes the detection state to the first state **301** in order to perform a first detection operation for detecting the start of utterance again.

**[0440]** Next, the procedure returns to step S**1403**, and the speech detection unit **106** sets a frame as the next speech detection target.

**[0441]** Moreover, if the count value of the counter Fa is less than N**1** (NO in step S**1416**), the procedure similarly returns to step S**1403** and the speech detection unit **106** sets a frame as the next speech detection target.

**[0442]** Moreover, in step S**1411**, if a frame f that is being processed is the M**1**-th frame from the utterance-start frame Fs or a frame after the M**1**-th frame from the utterance-start frame Fs (NO in step S**1411**), the speech detection unit **106** changes the detection state to the third state **303** in step S**1412**.

**[0443]** Moreover, in step S**1405**, if the speech detection unit **106** determines the detection state to be the third state **303**, in step S**1419**, the speech detection unit **106** determines whether a sound volume less than or equal to the threshold TH**2** is detected, as second detection.

**[0444]** If a sound volume less than or equal to the threshold TH**2** is detected (YES in step S**1419**), the speech detection unit **106** changes the detection state to the fourth state **304** in step S**1420** (this time is referred to as a second time).

**[0445]** Next, in step S**1421**, the image pickup control unit **123** outputs a signal for causing the image pickup apparatus **1603** to execute an image capturing operation.

**[0446]** Here, an image captured in accordance with a signal output in step S**1421** is the image B.

**[0447]** Next, in step S**1422**, the image storage control unit **104** outputs a signal for causing the memory apparatus (for storing images) **1610** to store, as second acquisition, the image data of the image B captured in step S**1421**, which is a previous step.

**[0448]** Next, in step S**1423**, as second storage, the speech detection unit **106** stores the frame f that is being processed, as an utterance-end frame Fe.

**[0449]** Next, the procedure returns to step S**1403**, and the speech detection unit **106** sets a frame as the next speech detection target.

**[0450]** Moreover, in step S**1419**, if a sound volume greater than or equal to the threshold TH**1** is not detected (NO in step S**1419**), the procedure similarly returns to step S**1403** and the speech detection unit **106** sets a frame as the next speech detection target.

**[0451]** Moreover, in step S**1405**, if the speech detection unit **106** determines the detection state to be the fourth state **304**, in step S**1424**, it is determined whether the frame f that is being processed is the M**2**-th frame from the utterance-end frame Fe or a frame after the M**2**-th frame from the utterance-end frame Fe.

**[0452]** Moreover, if a frame f that is being processed is a frame before the M**2**-th frame from the utterance-end frame Fe (YES in step S**1424**), in step S**1426**, it is determined whether the speech detection unit **106** detects a sound volume greater than the threshold TH**2**.

**[0453]** If a sound volume greater than the threshold TH**2** is not detected (NO in step S**1426**), the speech detection unit **106** initializes a count value of a counter Fb in step S**1427**.

**[0454]** Next, the procedure returns to step S**1403**, and the speech detection unit **106** sets a frame as the next speech detection target.

**[0455]** Here, the counter Fb is used to determine whether the utterance-end frame Fe should be reset.

**[0456]** Moreover, if a sound volume greater than the threshold TH**2** is detected (YES in step S**1426**), the speech detection unit **106** increments a count value of the counter Fb by one in step S**1428**.

**[0457]** Next, in step S**1429**, the speech detection unit **106** determines whether the count value of the counter Fb is greater than or equal to N**2**.

**[0458]** If the count value of the counter Fb is greater than or equal to N**2** (YES in step S**1429**), in step S**1430**, the image storage control unit **104** outputs a signal for deleting the image data of the image B stored in the memory apparatus (for storing images) **1610**.

**[0459]** Here, processing in step S**1430** corresponds to third deletion with respect to processing for deleting image data after speech recognition is performed.

**[0460]** Next, in step S**1431**, the speech detection unit **106** changes the detection state to the third state **303** in order to perform a second detection operation for detecting the end of utterance again.

**[0461]** Next, the procedure returns to step S**1403**, and the speech detection unit **106** sets a frame as the next speech detection target.

**[0462]** Moreover, if the count value of the counter Fb is less than N**2** (NO in step S**1429**), the procedure similarly returns to step S**1403** and the speech detection unit **106** sets a frame as the next speech detection target.

**[0463]** Moreover, if the frame f that is being processed in step S**1424** is the M**2**-th frame from the utterance-end frame Fe or a frame after the M**2**-th frame from the utterance-end frame Fe (NO in step S**1424**), the speech detection unit **106** ends speech detection in step S**1425**. The procedure then goes to step S**1532**.

**[0464]** Next, the flowchart of FIG. **15** is used to describe processing.

**[0465]** In step S**1532**, the speech recognition unit **107** performs speech recognition in accordance with the feature data of frames obtained in step S**1504** and speech recognition data.

**[0466]** Next, in step S**1533**, speech recognition performed by the speech recognition unit **107** ends.

**[0467]** Here, processing in step S**1533** is executed after the speech recognition unit **107** obtains a speech recognition result.

**[0468]** Next, in step S**1534**, the recognition result processing unit **108** determines whether the recognition result indicates a command for capturing an image at the time of the start of utterance.

**[0469]** If the recognition result indicates a command for capturing an image at the time of the start of utterance (YES in step S**1534**), a signal for deleting the image B is output in step S**1535**.

**[0470]** If the recognition result does not indicate a command for capturing an image at the time of the start of utterance (NO in step S**1534**), in step S**1536**, the recognition result processing unit **108** determines whether the speech recognition result indicates a command for capturing an image at the time of the end of utterance.

**[0471]** If the recognition result indicates a command for capturing an image at the time of the end of utterance (YES in step S**1536**), a signal for deleting the image A is output in step S**1537**.

**[0472]** If the recognition result does not indicate a command for capturing an image at the time of the end of utter-

ance (NO in step S**1536**), a signal for deleting the images A and B is output in step S**1538**.

**[0473]** Next, in step S**1539**, the recognition result processing unit **108** determines whether the recognition result indicates a command for capturing an image at a time at which a certain period of time has passed from the time of the start of utterance.

**[0474]** If the recognition result indicates a command for capturing an image at the time at which a certain period of time has passed from the time of the start of utterance (YES in step S**1539**), in step S**1540**, the image pickup control unit **123** outputs a signal for causing the image pickup apparatus **1603** to execute an image capturing operation after a certain period of time has passed (this time is referred to as a third time).

**[0475]** Here, an image captured in accordance with a signal output in step S**1540** is an image C.

**[0476]** Next, in step S**1541**, the image storage control unit **104** outputs a signal for causing the memory apparatus (for storing images) **1610** to store, as third acquisition, image data of the image C captured in step S**1540**, which is a previous step, and the procedure ends.

**[0477]** Moreover, if the recognition result does not indicate a command for capturing an image at the time at which a certain period of time has passed from the time of the start of utterance (NO in step S**1539**), the procedure ends.

**[0478]** With such a configuration, a first image (image A) captured at the time of the start of utterance, which is a first relationship, and a second image (image B) captured at the time of the end of utterance, which is a second relationship, can be obtained in an utterance period.

**[0479]** Moreover, a third image (image C) captured at the time at which a certain period of time has passed from the start of utterance, which is a third relationship, can be obtained in an utterance period.

**[0480]** Furthermore, in accordance with the content of speech within an utterance period, an image captured at a time desired by a user can be selected from among a plurality of image.

**[0481]** Moreover, with such a configuration, an image captured at a time desired by a user can be efficiently obtained by operating external devices in synchronization with the information processing apparatus **1600** according to the second embodiment.

**[0482]** Moreover, according to the information processing apparatus **1600** according to the second embodiment, even in a case where intermittent speech is input, such intermittent speech can be recognized as one command. Thus, even in a case where a word for which the utterance period is long is used as a command, the probability of being a recognition error is decreased.

**[0483]** Here, the present invention can also be realized by providing a storage medium on which program code of software that realizes a function described in the above-described embodiments, to a system or an apparatus and by reading and executing the program code, which is read and executed by a computer of the system or apparatus.

**[0484]** Here, the computer may be a central processing unit (CPU), a microprocessing unit (MPU), or the like.

**[0485]** In this case, the program code which is computer readable and is read from the storage medium realizes the function described in the above-described embodiments. The storage medium on which the program code is stored is an invention.

**[0486]** Examples of a storage medium used to supply program code are a flexible disk, a hard disk, an optical disc, an magneto-optical disk, a compact disc-read-only memory (CD-ROM), a compact disc recordable (CD-R), a magnetic tape, a nonvolatile memory card, a read-only memory (ROM), and the like.

**[0487]** Moreover, the function described in the above-described embodiments does not have to be realized by just executing the program code read by the computer. Part of or the entire actual processing for realizing the function described in the above-described embodiments may be performed by an operating system (OS) or the like in accordance with the content of the program code.

**[0488]** Here, a case in which the function described in the above-described embodiments is realized by this processing is also included in the present invention.

**[0489]** Here, the OS is running on the computer.

**[0490]** Moreover, the program code read from the storage medium is written into a memory included in a function expansion board inserted in the computer or a memory included in a function expansion unit connected to the computer.

**[0491]** A case in which part of or the entire actual processing is thereafter performed by a CPU included in the function expansion board or function expansion unit in accordance with the content of the program code and the function described in the above-describe embodiments is realized by the processing is also included in the present invention.

**[0492]** While the present invention has been described with reference to exemplary embodiments, it is to be understood that the invention is not limited to the disclosed exemplary embodiments. The scope of the following claims is to be accorded the broadest interpretation so as to encompass all modifications and equivalent structures and functions.

**[0493]** This application claims the benefit of Japanese Patent Application No. 2008-194800, filed Jul. 29, 2008, which is hereby incorporated by reference herein in its entirety.

What is claimed is:

**1**. A method comprising:

detecting a start of a first sound that satisfies a preset standard;

detecting an end of the first sound;

obtaining image data in response to detection of the start or end of the first sound;

storing the obtained image data; and

determining the image data to be data that is to be stored, in accordance with a content of the first sound.

**2**. The method according to claim **1**, further comprising:

deleting, from the memory, the image data determined to be the data that is to be deleted.

**3**. The method according to claim **1**,

wherein obtaining of image data is executed at a time of the detected start of the first sound or at a time of the detected end of the first sound.

**4**. The method according to claim **3**, further comprising:

obtaining image data when the start of the first sound is detected, and deleting the obtained image data from the memory in a case where the first sound does not last for a preset time period after the time of the detected start of the first sound;

detecting a start of a second sound that satisfies the preset standard; and

obtaining image data as first image data, again, in response to detection of the start of the second sound.

**5**. The method according to claim **3**, further comprising:

obtaining image data when the end of the first sound is detected, and deleting the obtained image data from the memory in a case where a second sound that satisfies the preset standard exists within a preset time period after the time of the detected end of the first sound;

detecting an end of the second sound; and

obtaining image data as second image data in response to detection of the end of the second sound.

**6**. The method according to claim **1**,

wherein obtaining of image data is executed when a preset delay time period has passed from the time of the detected start of the first sound or when a preset delay time period has passed from the time of the detected end of the first sound.

**7**. The method according to claim **1**,

wherein the preset standard is that a sound volume is greater than a certain level.

**8**. The method according to claim **1**,

wherein the content of the sound is specified by performing speech recognition on the sound.

**9**. An apparatus comprising:

a first detection unit configured to detect a start of a sound that satisfies a preset standard,

a first obtaining unit configured to obtain first image data in response to detection of the start of the sound,

a first storage control unit configured to store the first image data in a memory,

a second detection unit configured to detect an end of the sound,

a second obtaining unit configured to obtain second image data in response to detection of the end of the sound,

a second storage control unit configured to store the second image data in the memory, and

a determination unit configured to determine, in accordance with a content of the sound, one of the first image data and the second image data to be data that is to be stored and determine the other one to be data that is to be deleted.

**10**. A method comprising:

detecting a start of a sound that satisfies a preset standard;

obtaining first image data in response to detection of the start of the sound;

storing the first image data;

detecting an end of the sound;

obtaining second image data in response to detection of the end of the sound;

storing the second image data; and

determining one of the first image data and the second image data to be data that is to be stored and determining the other one to be data that is to be deleted, in accordance with a content of the sound.

**11**. An apparatus comprising:

an image pickup unit configured to capture an image, which is a candidate image for an image that is to be stored, in response to input of a sound;

a storage control unit configured to store the captured image in a memory; and

a determination unit configured to determine an image to be an image that is to be stored, from among images stored in the memory, in accordance with the content of the sound.

**12**. A computer-readable storage medium having computer-executable instructions stored thereon for causing an apparatus to perform an information processing method, the computer-readable storage medium comprising:

computer-executable instructions for detecting a start of a first sound that satisfies a preset standard;

computer-executable instructions for detecting an end of the first sound;

computer-executable instructions for obtaining image data in response to detection of the start or end of the first sound;

computer-executable instructions for storing the obtained image data; and

computer-executable instructions for determining the image data to be data that is to be stored, in accordance with a content of the first sound.

* * * * *