US010956242B1

(12) **United States Patent**
Kumar

(10) **Patent No.: US 10,956,242 B1**
(45) **Date of Patent: Mar. 23, 2021**

(54) **AUTOMATING THE MIGRATION OF WEB SERVICE IMPLEMENTATIONS TO A SERVICE PROVIDER SYSTEM**

(71) Applicant: **Amazon Technologies, Inc.**, Seattle, WA (US)

(72) Inventor: **Sagar Kumar**, Mountain View, CA (US)

(73) Assignee: **Amazon Technologies, Inc.**, Seattle, WA (US)

(*) Notice: Subject to any disclaimer, the term of this patent is extended or adjusted under 35 U.S.C. 154(b) by 282 days.

(21) Appl. No.: **15/833,961**

(22) Filed: **Dec. 6, 2017**

(51) **Int. Cl.**

G06F 9/54	(2006.01)
G06F 8/30	(2018.01)
G06F 8/76	(2018.01)
G06F 16/27	(2019.01)
G06F 16/21	(2019.01)
G06F 16/951	(2019.01)

(52) **U.S. Cl.**
CPC ***G06F 9/547*** (2013.01); ***G06F 8/30*** (2013.01); ***G06F 8/76*** (2013.01); ***G06F 16/214*** (2019.01); ***G06F 16/27*** (2019.01); ***G06F 16/951*** (2019.01)

(58) **Field of Classification Search**
None
See application file for complete search history.

(56) **References Cited**

U.S. PATENT DOCUMENTS

9,817,732	B1 *	11/2017	Fair	G06F 11/2007
2010/0250746	A1 *	9/2010	Murase	G06F 9/50 709/226
2011/0239231	A1 *	9/2011	Brown	G06F 9/543 719/328
2013/0086298	A1 *	4/2013	Alanis	G06F 9/4856 711/6
2016/0164722	A1 *	6/2016	Zhu	G06F 16/27 709/221
2016/0378713	A1 *	12/2016	Kaimalettu	H04L 67/1008 709/212
2017/0177311	A1 *	6/2017	Kaulgud	G06F 8/20
2017/0195267	A1 *	7/2017	Ghafourifar	H04L 51/066

* cited by examiner

Primary Examiner — Umut Onat
(74) *Attorney, Agent, or Firm* — Nicholson De Vos Webster & Elliott LLP

(57) **ABSTRACT**

Techniques for automating the migration of a web service implementation to a service provider system are described. The automated migration of a web service implementation to a service provider system can include the migration of an API specification to an API gateway service, the migration of source code to a virtual compute service, and optionally the migration of other web service components to other services provided by the service provider system. The migrated web service can be accessed at the service provider system using a URL or other identifier generated by the service provider system. In this manner, the external functional behavior of the web service can remain the same while internally taking advantage of the benefits offered by services of a service provider system.

20 Claims, 7 Drawing Sheets

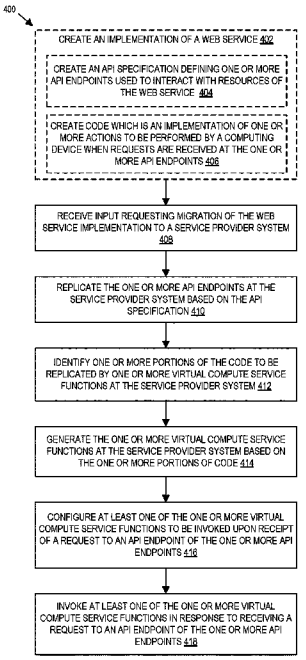

Wiz - EXHIBIT 1120
Wiz, Inc. v. Orca Security Ltd.
IPR2024-00863

Exhibit # :
1120
exhibitsticker.com

FIG. 1

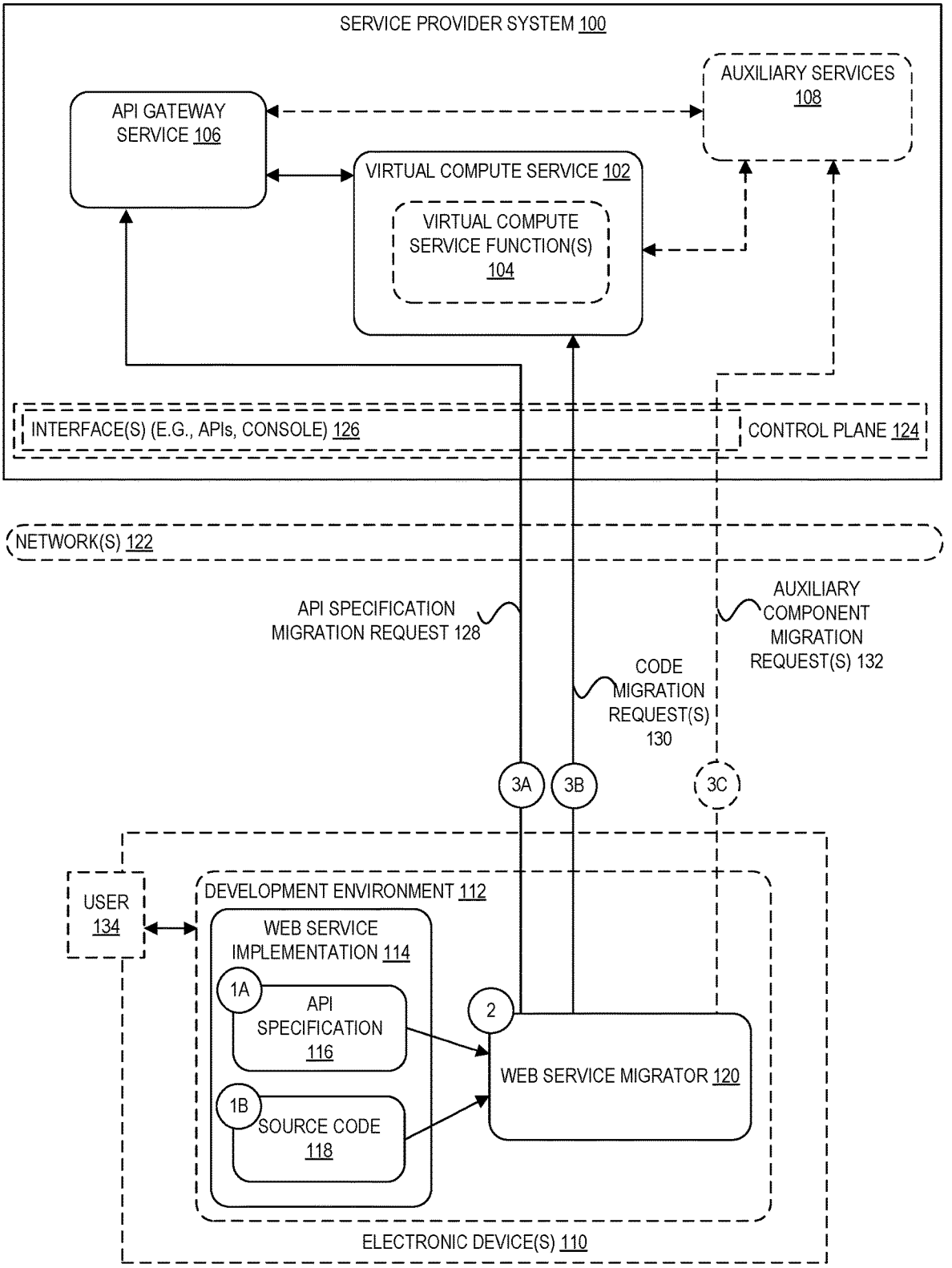
SERVICE PROVIDER SYSTEM 100
AUXILIARY SERVICES 108
API GATEWAY SERVICE 106
VIRTUAL COMPUTE SERVICE 102
VIRTUAL COMPUTE SERVICE FUNCTION(S) 104
INTERFACE(S) (E.G., APIs, CONSOLE) 126
CONTROL PLANE 124
NETWORK(S) 122
API SPECIFICATION MIGRATION REQUEST 128
AUXILIARY COMPONENT MIGRATION REQUEST(S) 132
CODE MIGRATION REQUEST(S) 130
3A
3B
3C
USER 134
DEVELOPMENT ENVIRONMENT 112
WEB SERVICE IMPLEMENTATION 114
1A
API SPECIFICATION 116
1B
SOURCE CODE 118
2
WEB SERVICE MIGRATOR 120
ELECTRONIC DEVICE(S) 110

FIG. 2

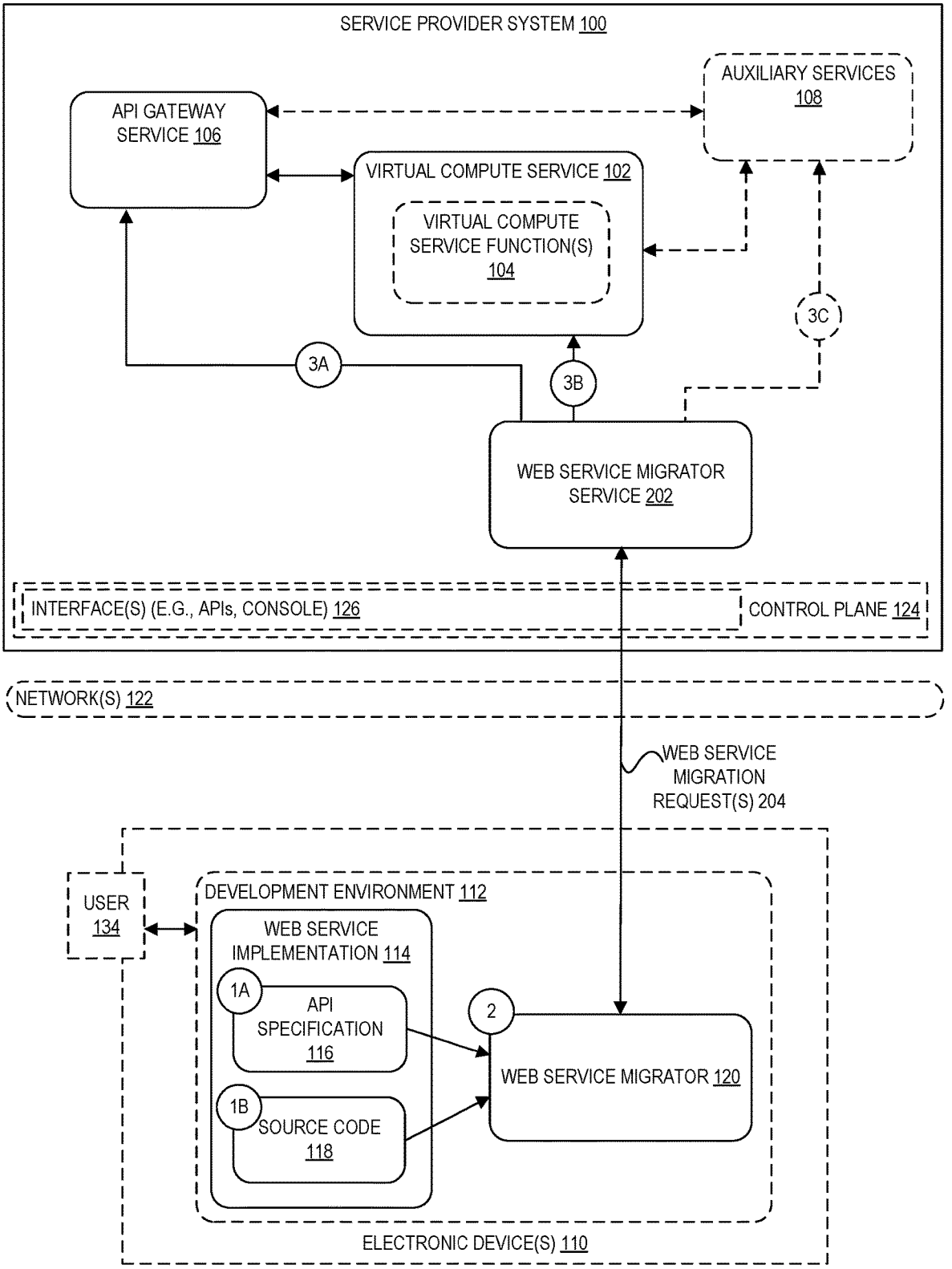
SERVICE PROVIDER SYSTEM 100
AUXILIARY SERVICES 108
API GATEWAY SERVICE 106
VIRTUAL COMPUTE SERVICE 102
VIRTUAL COMPUTE SERVICE FUNCTION(S) 104
3C
3A
3B
WEB SERVICE MIGRATOR SERVICE 202
INTERFACE(S) (E.G., APIs, CONSOLE) 126
CONTROL PLANE 124
NETWORK(S) 122
WEB SERVICE MIGRATION REQUEST(S) 204
USER 134
DEVELOPMENT ENVIRONMENT 112
WEB SERVICE IMPLEMENTATION 114
1A
API SPECIFICATION 116
1B
SOURCE CODE 118
2
WEB SERVICE MIGRATOR 120
ELECTRONIC DEVICE(S) 110

FIG. 3

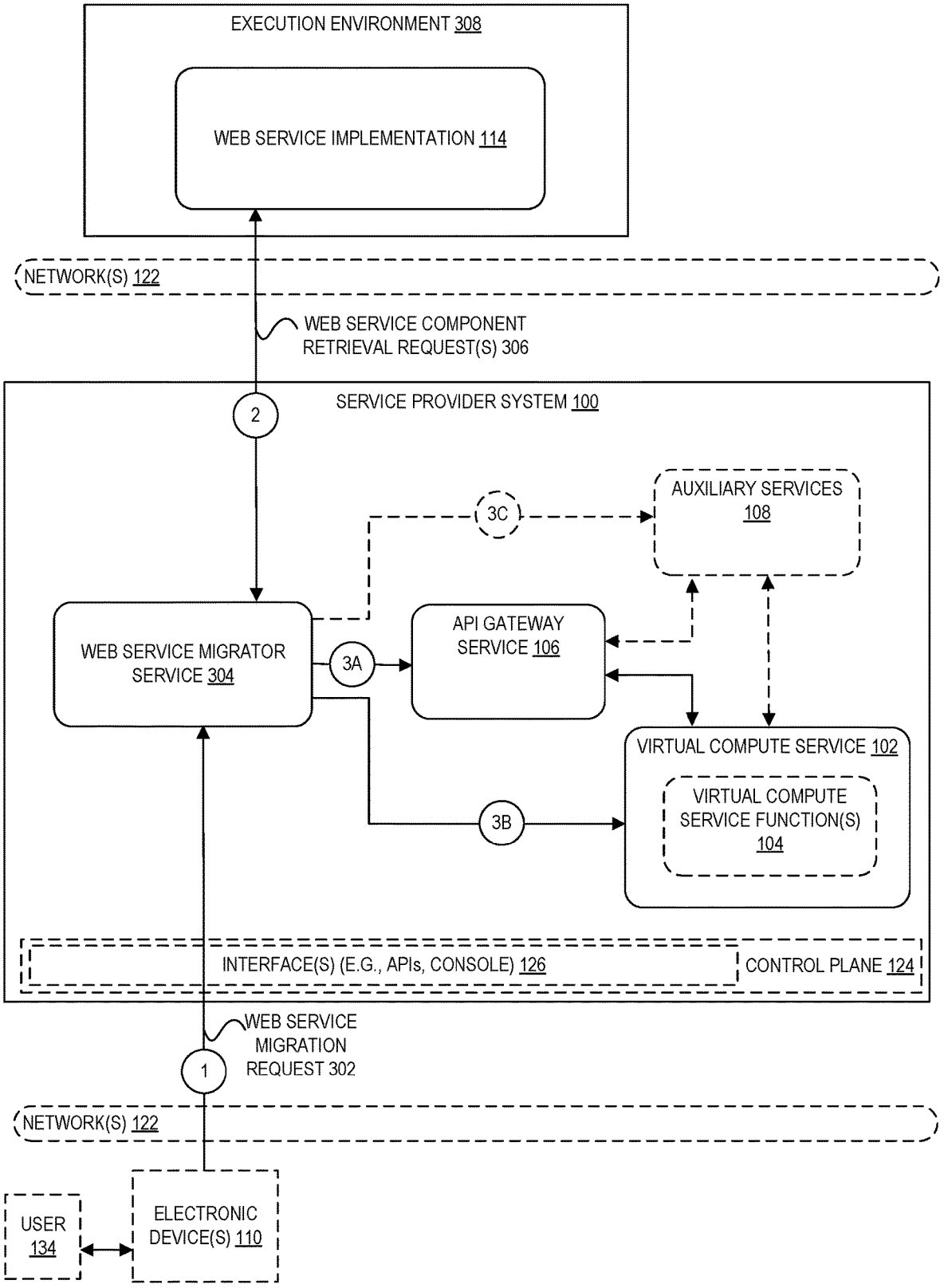
EXECUTION ENVIRONMENT 308
WEB SERVICE IMPLEMENTATION 114
NETWORK(S) 122
WEB SERVICE COMPONENT RETRIEVAL REQUEST(S) 306
2
SERVICE PROVIDER SYSTEM 100
3C
AUXILIARY SERVICES 108
WEB SERVICE MIGRATOR SERVICE 304
3A
API GATEWAY SERVICE 106
VIRTUAL COMPUTE SERVICE 102
VIRTUAL COMPUTE SERVICE FUNCTION(S) 104
3B
INTERFACE(S) (E.G., APIs, CONSOLE) 126
CONTROL PLANE 124
WEB SERVICE MIGRATION REQUEST 302
1
NETWORK(S) 122
USER 134
ELECTRONIC DEVICE(S) 110

FIG. 4

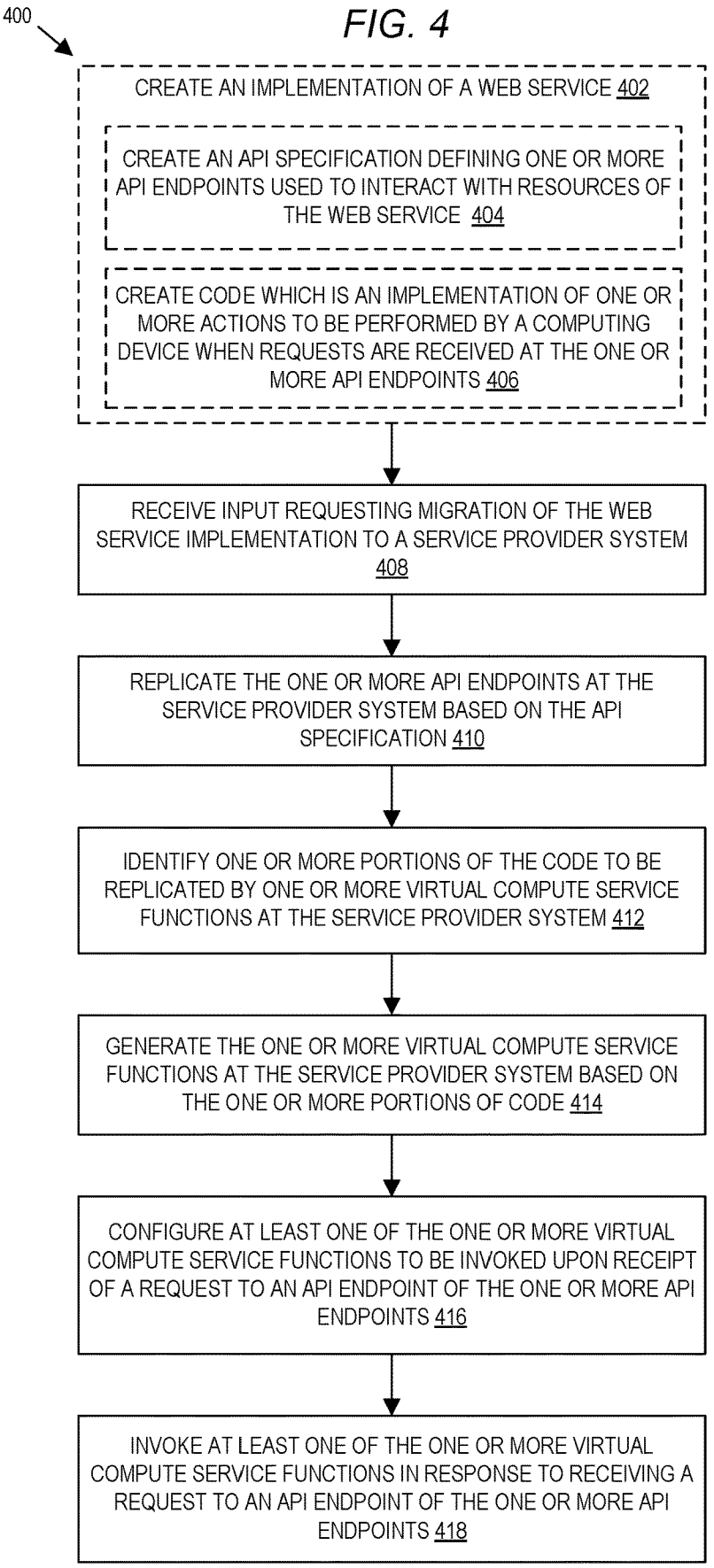
400
CREATE AN IMPLEMENTATION OF A WEB SERVICE 402
CREATE AN API SPECIFICATION DEFINING ONE OR MORE API ENDPOINTS USED TO INTERACT WITH RESOURCES OF THE WEB SERVICE 404
CREATE CODE WHICH IS AN IMPLEMENTATION OF ONE OR MORE ACTIONS TO BE PERFORMED BY A COMPUTING DEVICE WHEN REQUESTS ARE RECEIVED AT THE ONE OR MORE API ENDPOINTS 406
RECEIVE INPUT REQUESTING MIGRATION OF THE WEB SERVICE IMPLEMENTATION TO A SERVICE PROVIDER SYSTEM 408
REPLICATE THE ONE OR MORE API ENDPOINTS AT THE SERVICE PROVIDER SYSTEM BASED ON THE API SPECIFICATION 410
IDENTIFY ONE OR MORE PORTIONS OF THE CODE TO BE REPLICATED BY ONE OR MORE VIRTUAL COMPUTE SERVICE FUNCTIONS AT THE SERVICE PROVIDER SYSTEM 412
GENERATE THE ONE OR MORE VIRTUAL COMPUTE SERVICE FUNCTIONS AT THE SERVICE PROVIDER SYSTEM BASED ON THE ONE OR MORE PORTIONS OF CODE 414
CONFIGURE AT LEAST ONE OF THE ONE OR MORE VIRTUAL COMPUTE SERVICE FUNCTIONS TO BE INVOKED UPON RECEIPT OF A REQUEST TO AN API ENDPOINT OF THE ONE OR MORE API ENDPOINTS 416
INVOKE AT LEAST ONE OF THE ONE OR MORE VIRTUAL COMPUTE SERVICE FUNCTIONS IN RESPONSE TO RECEIVING A REQUEST TO AN API ENDPOINT OF THE ONE OR MORE API ENDPOINTS 418

FIG. 5

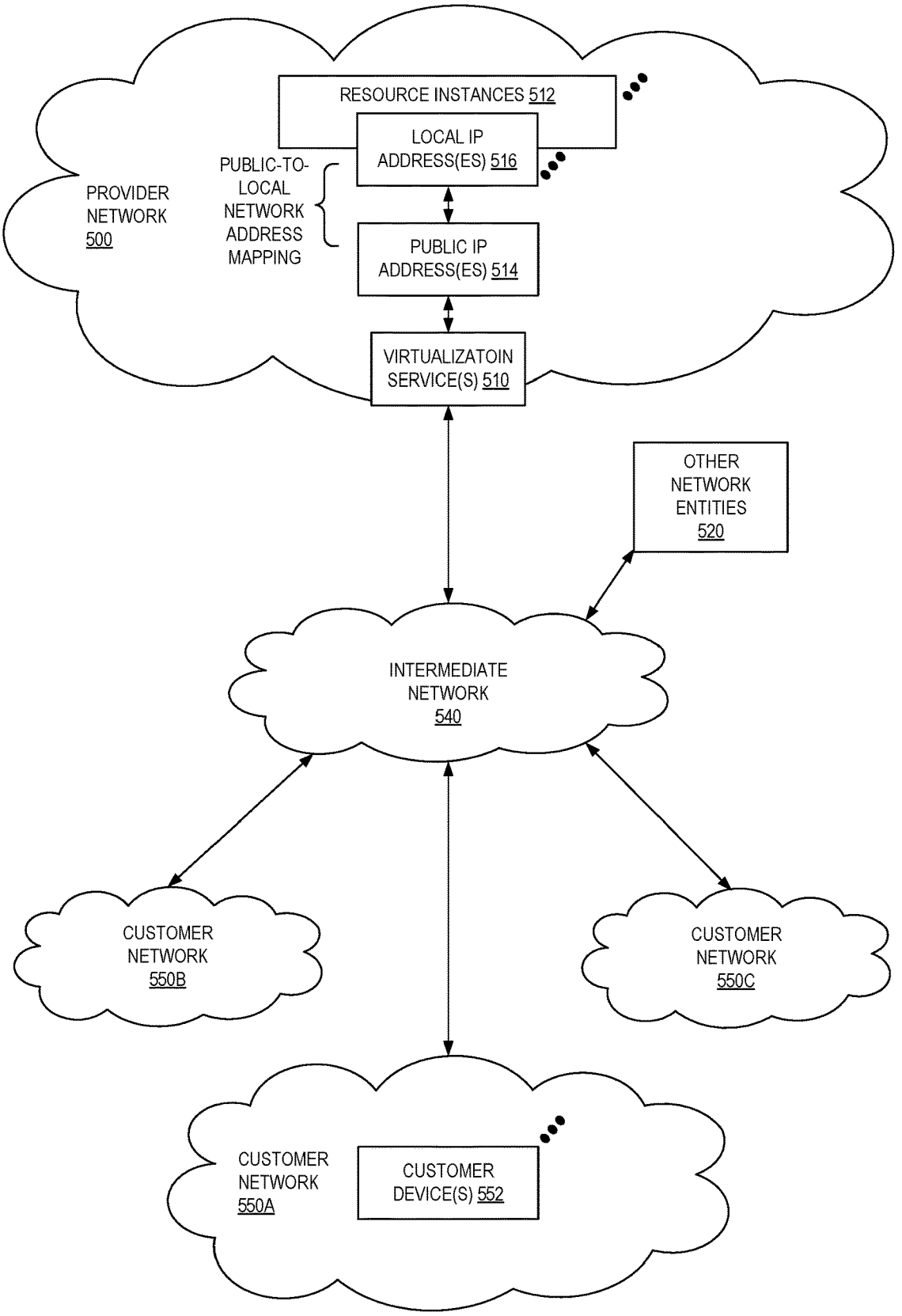
RESOURCE INSTANCES 512
LOCAL IP ADDRESS(ES) 516
PUBLIC-TO-LOCAL NETWORK ADDRESS MAPPING
PROVIDER NETWORK 500
PUBLIC IP ADDRESS(ES) 514
VIRTUALIZATOIN SERVICE(S) 510
OTHER NETWORK ENTITIES 520
INTERMEDIATE NETWORK 540
CUSTOMER NETWORK 550B
CUSTOMER NETWORK 550C
CUSTOMER NETWORK 550A
CUSTOMER DEVICE(S) 552

FIG. 6

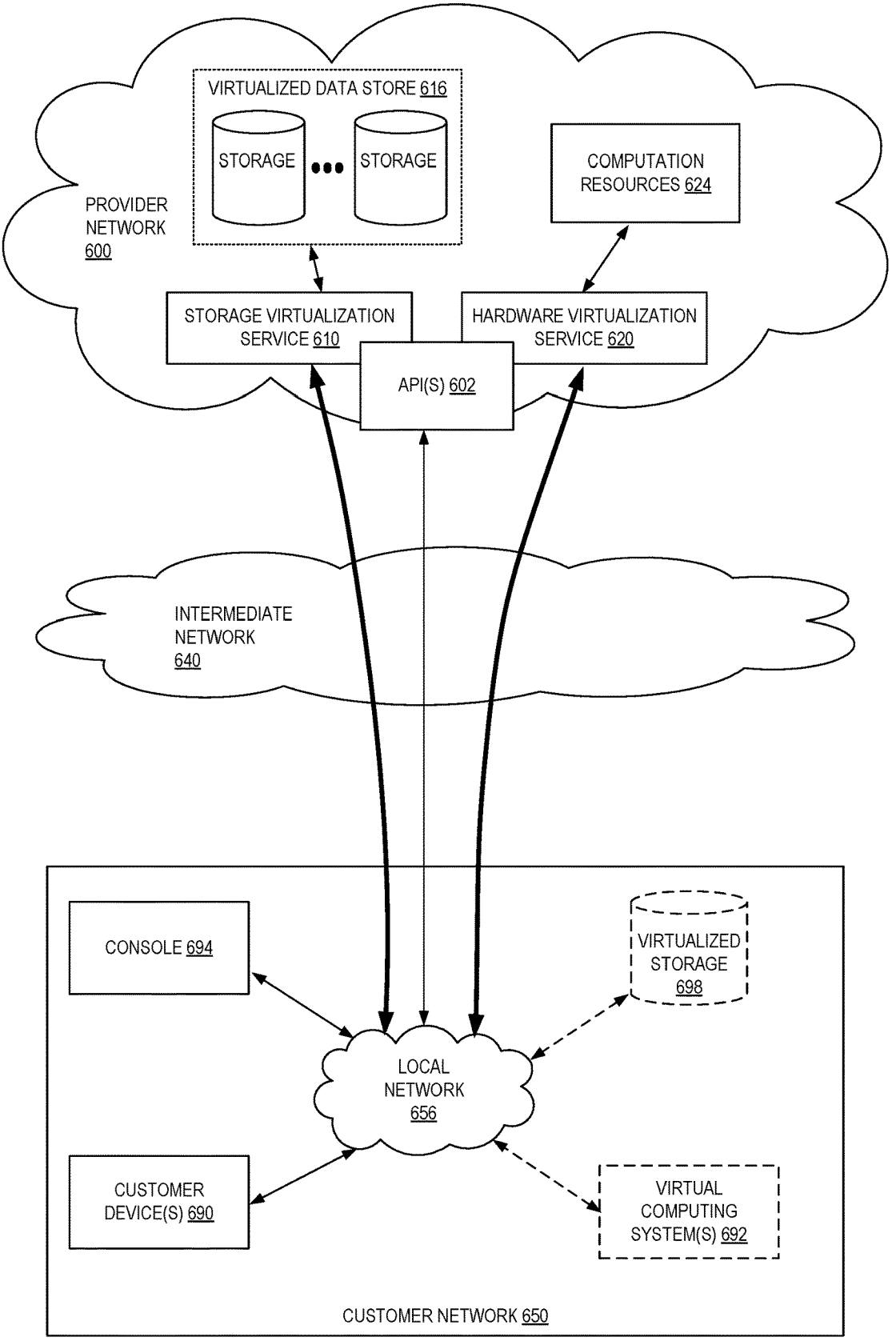
VIRTUALIZED DATA STORE 616
STORAGE
STORAGE
COMPUTATION RESOURCES 624
PROVIDER NETWORK 600
STORAGE VIRTUALIZATION SERVICE 610
HARDWARE VIRTUALIZATION SERVICE 620
API(S) 602
INTERMEDIATE NETWORK 640
CONSOLE 694
VIRTUALIZED STORAGE 698
LOCAL NETWORK 656
CUSTOMER DEVICE(S) 690
VIRTUAL COMPUTING SYSTEM(S) 692
CUSTOMER NETWORK 650

FIG. 7

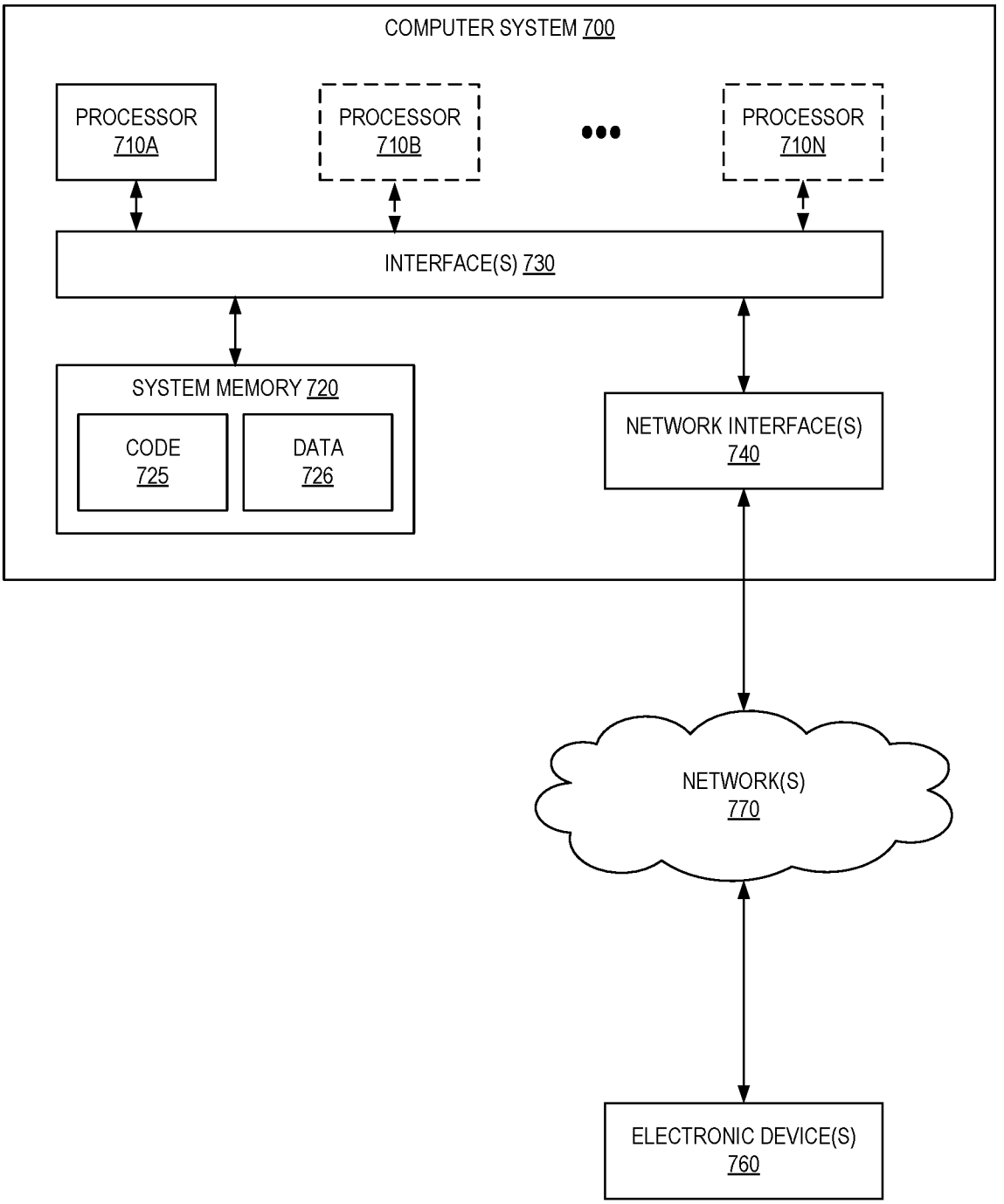
COMPUTER SYSTEM 700
PROCESSOR 710A
PROCESSOR 710B
PROCESSOR 710N
INTERFACE(S) 730
SYSTEM MEMORY 720
CODE 725
DATA 726
NETWORK INTERFACE(S) 740
NETWORK(S) 770
ELECTRONIC DEVICE(S) 760

AUTOMATING THE MIGRATION OF WEB SERVICE IMPLEMENTATIONS TO A SERVICE PROVIDER SYSTEM

BACKGROUND

As an increasing number of applications and services are being made available over networks such as the internet, an increasing number of content, application, and service providers are turning to technologies such as cloud computing. Cloud computing, in general, is an approach to providing access to electronic resources through services, such as web services, where the hardware and software used to provide those services is dynamically scalable to meet the needs of users of the services at any given time. A user (or "customer") typically rents, leases, or otherwise pays for access to resources provided by a service provider's system and thus can avoid purchasing and maintaining the underlying hardware and software at a customer's site.

In this context, many cloud computing service providers use virtualization and multi-tenant architectures to allow multiple users to share the service provider's underlying hardware and software resources. Virtualization allows servers, storage devices, and other hardware resources to be partitioned into multiple isolated instances that can be assigned to and used by many different users. Multiple users can concurrently use a cloud computing provider's resources thereby increasing the number of users a service provider can support and reducing the management and financial costs to both the service provider and its customers.

BRIEF DESCRIPTION OF DRAWINGS

Various embodiments in accordance with the present disclosure will be described with reference to the drawings, in which:

FIG. **1** is a diagram illustrating an environment including components used to migrate a web service implementation, including computer program code and other metadata defining the operation of the web service, to an execution environment provided by a service provider system, according to some embodiments.

FIG. **2** is a diagram illustrating an environment including a migrator service of a service provider system used to migrate a web service implementation to an execution environment provided by the service provider system, according to some embodiments.

FIG. **3** is a diagram illustrating another environment including a migrator service of a service provider system used to migrate a web service implementation to an execution environment provided by the service provider system, according to some embodiments.

FIG. **4** is a flow diagram illustrating operations for migrating a web service implementation to an execution environment provided by a service provider system, according to some embodiments.

FIG. **5** illustrates an example service provider network environment, according to some embodiments.

FIG. **6** is a block diagram of an example service provider network that provides a storage virtualization service and a hardware virtualization service to customers, according to some embodiments.

FIG. **7** is a block diagram illustrating an example computer system that may be used in some embodiments.

DETAILED DESCRIPTION

Various embodiments of methods, apparatuses, systems, and non-transitory computer-readable media enable the

automated migration of computer program code and other metadata defining a web service implementation to an execution environment provided by a computing resource service provider (commonly referred to as a "cloud computing" service provider). At a high level, a web service implementation can include metadata specifying an application programming interface (API) for accessing resources managed by the web service, code defining a backend implementation of the web service (that is, the "business logic" and other operations of the web service), and possibly other ancillary resources supporting the web service implementation including databases, data storage resources, and so forth. A web service generally provides applications with programmatic access to the resources managed by the web service, where access to the resources is controlled via defined API endpoints identifying the resources. For example, a web service designed to provide access to weather report information might include an API endpoint defined by the path "/weather" and corresponding to a resource representing a weather report for a geographic location. An application sending a request the "/weather" endpoint, for example, may cause the web service to perform one or more operations to provide weather report-related data to the requesting application. The resources managed by a web service can include any type of data object and the web service's backend implementation can include any type of operations performed in response to requests received at the defined API endpoints.

Software developers today typically use a software development environment, such as an integrated development environment (IDE), source code editor, or other similar application to create the code and metadata defining a web service implementation. The development of web services may further include the use of an API development tool that assists users in creating an API specification (for example, as a JAVASCRIPT® Object Notation (JSON) or YAML Ain't Markup Language (YAML) file) and that can automatically generate source code based on a defined API specification. A developer can further modify such automatically generated source code to incorporate additional business logic so that the web service operates as desired. A complete web service implementation may then be deployed to locally provisioned and managed servers or to computing resources provisioned and managed at a service provider system.

Users may desire to migrate a web service implementation, which may initially be designed to operate in a locally managed execution environment as described above, to an execution environment provided by a service provider system. The desire to migrate a web service implementation to a service provider system may be driven, for example, by the many benefits provided by a service provider system including availability, scalability, and processing power. According to embodiments described herein, the automated migration of a web service implementation to a service provider system is enabled by a new migration component that may be implemented, for example, as a plug-in to a developer's software development environment, as a migration service of a service provider system, as a standalone application, or any combination thereof. For example, the automated migration of a web service implementation to a service provider system may be performed by a plug-in to an IDE (for example, an IDE running within a developer's local computing environment or a remote IDE provided as a service by a service provider system), a service provider system service, or any other process having access to the code and metadata defining a web service implementation. In an embodiment, this migration component can receive input

requesting the migration of a web service implementation and, in response, perform operations to automate the migration of components of the web service implementation to an execution environment provided by a service provider system.

In some embodiments, the automated migration of a web service implementation to a service provider system can include migrating metadata defining an API for the web service to an application programming interface (API) gateway service provided by the service provider system. As indicated above, the development of web services today often involves creating an API specification for the web service, for example, by creating an API configuration file based on the Open API standard or other standard. These API specifications can be used to describe components of an API including available endpoints (referring again to the example above, a "/weather" endpoint might be defined for a web service providing weather-related information via a "weather" resource), operations on each endpoint (for example, "GET/weather," "POST/weather" to define operations for receiving a weather report or updating a weather report, respectively), input and output parameters for each operation, authentication methods, and so forth. An API specification is typically programming language-agnostic and enables applications to discover and understand the capabilities of a web service without reference to the source code, documentation, or other resources. As one example, an API specification can be used by source code generation tools to automatically generate server-side and client-side source code in various programming languages based on the specification to assist with the web service development process, among other uses.

In some embodiments, the migration of a web service implementation can further include the migration of some or all of the associated code to a "serverless" execution environment provided by a service provider system. For example, a service provider system may provide a serverless execution environment as a virtual compute service which enables users to provide code to the service for execution without the users needing to provision or manage the computing resources—servers, memory, operating systems, runtime environments, and so forth—used to execute the code. Code provided to such a virtual compute service can be caused to execute, or be "invoked," in a number of ways including, for example, in response to event messages or requests to invoke execution of the code sent by external services or applications. In some embodiments, the migration of a web service implementation to a service provider system further involves configuring the API gateway service, the virtual compute service, or both, to direct requests received at particular endpoints (for example, at the "/weather" endpoint for the example weather report web service) to the appropriate business logic (for example, to executable code specifying actions related to the generation of a weather report data object). In other embodiments, the migration of code associated with a web service implementation to a service provider system can include using other types of computing resource virtualization services, such as the use of a container service or other hardware virtualization service of the service provider system, to host the portions of the web service implementing the business logic.

As indicated above, the migration of a web service implementation to a service provider system involves the creation of endpoints at an API gateway service replicating the endpoints defined by the API specification and the replication of the functionality of the backend business logic of the web service by various services of the service provider system. By migrating a web service implementation to a service provider system in this manner, the external functional behavior of the web service can remain the same (that is, applications can access the migrated web service in a similar manner to that used to access the pre-migrated web service) while internally taking advantage of the benefits offered by a service provider system. Software developers thus can make use of various services offered by service provider systems on web service implementations developed using existing development environment tools and without the need to recreate the web services at the service provider system from scratch. Furthermore, the performance of web services migrated to a service provider system can be improved by enabling the web services to take advantage of the availability, scaling, and other performance benefits of a service provider system.

As indicated above, in recent years, organizations have begun to realize the benefits of moving their computing resources—for example, servers, data storage, networks, and applications—out of their existing on-premises data centers and into systems managed by third-party service providers. These service provider systems typically provide a wide variety of configurable computing resources that can be provisioned and accessed over the internet, often using a "pay-as-you-go" or similar payment model. The ability to readily obtain such computing resources from these service providers eases many of the burdens organizations face in managing on-premises data centers which tend to be expensive to maintain and frequently encounter scalability and resiliency issues.

A common type of computing resource offered by these types of service providers is compute capacity, which is typically purchased by customers in the form of virtual computing resources, or virtual machine (VM) instances. These VM instances, which are hosted by a service provider on physical computing devices with their own operating systems and other software components, can be used in much the same manner as physical computers. As one example use of such compute capacity, computer programmers can use VM instances provisioned at a service provider system to host developed software applications, such as web or mobile applications.

Today, the development of web services still largely occurs in the context of server-based execution environments provisioned and managed by web service developers. For example, if a software developer desires to create a web service providing weather report information for requested geographic locations, the developer might create the source code for the web service and typically may be responsible for building and deploying the source code for execution on one or more servers (for example, either on locally managed servers or on servers that the user obtains and configures at a service provider system). As the size, complexity, and traffic demands of a web service grows, the developer or other IT support may be responsible for provisioning, managing, and scaling an increasing number of servers used to support the web service's operation. On the other hand, if a web service experiences only infrequent or sporadic traffic, the developer may be responsible for provisioning and supporting servers on a continuous basis for only a small amount of traffic to ensure that the web service is available when requested.

Even when VM instances from a service provider are used to ease some of these server management burdens, a web service developer typically must still decide how many and what type of VM instances to purchase, and how long to keep the VM instances in operation. For example, the costs

of using the VM instances provided by service providers may vary depending on the type of instances and number of hours the instances are used. Developers or other IT support typically must also specify the hardware and software resources (for example, type of operating systems and language runtimes, and so forth) to install on the VMs. Other concerns may include over-utilization (that is, acquiring insufficient computing resources resulting in performance issues), under-utilization (that is, acquiring more computing resources than necessary and thus overpaying), and resource scaling as performance demands change over time. As indicated above, a web service's usage patterns may be difficult to predict and may increase or decrease over time.

To simplify some aspects of the web service software development process, some service providers today provide so-called "serverless" code execution environments offered as virtual compute services. In the present disclosure, a virtual compute service refers generally to a service which is able to automatically provision and manage computing resources used to execute program code on behalf of a user, thereby enabling software developers to build and execute software applications without needing to be aware of the computing resources used to execute the underlying source code. Using a virtual compute service, for example, software developers can focus on the operation of code instead of provisioning and managing computing resources used to run the code. To further simply the development of web services and other applications, some service provider systems also are providing API gateway services that enable API endpoints to be defined at and managed by a service provider system, further reducing the complexity of web service implementation resources to be managed directly by the user.

Although such API gateway services and virtual compute services are available to software developers today, most existing web services are still created with a locally managed, server-based execution environment in mind. Thus, if a software developer desires to make use of these and other services of a service provider system to support execution of an existing web service, the developer currently has the option to recreate the web service from scratch at the service provider system. However, this process often can be error-prone and require a significant amount of manual work. Furthermore, a software developer may be comfortable using existing software development tools to create web services and desire to continue developing web services as the developer has in the past. To improve the process of migrating a web service to a service provider system, embodiments described herein provide ways to automate the migration of web service implementation to various service offered by a service provider system.

For example, consider again a software developer who has created a web service providing access to weather report-related information, where the service is designed initially to execute in a local execution environment managed by the developer. As indicated above, the developer may typically create an API specification for the web service, write the source code used to implement the business logic, set up an operating environment in which the web service will execute (including, for example, one or more servers, operating systems, runtime environments, and so forth), and use various tools to build and deploy the web service to the environment. According to embodiments described herein, if a developer of the web service implementation desires to migrate the web service to a service provider system, the developer is able to request the migration and the migration process is performed automatically without further user involvement. For example, in some embodiments, a plug-in to an IDE, source code editor, build and deploy tool, or another standalone process, can analyze a web service implementation and automatically cause the web service to be replicated at the service provider system.

FIG. **1** is a block diagram illustrating an environment including components used to automatically migrate a web service implementation, including computer program code and metadata defining the web service, to a service provider system, according to some embodiments. In an embodiment, a virtual compute service **102**, an API gateway service **106**, and possibly other auxiliary services **108** operate as part of a service provider system **100** and comprise one or more software modules executed by one or more electronic devices at one or more data centers and geographic locations. A user **134** using one or more electronic device(s) **110** (which may be part of or separate from the service provider system **100**) can interact with the service provider system **100** via one or more networks **122**, such as the internet. In an embodiment, a web service migrator **120** performs operations to automate the migration of a web service implementation **114** to components of a service provider system **100** such that the web service can operate at the service provider system **100** instead of using computing resources locally provisioned and managed by a user **134**.

A service provider system **100** provides users with the ability to use a variety of types of computing resources such as compute capacity (for example, executing VM instances, containers, batch jobs, code without provisioning servers), data storage resources (for example, object storage, block-level storage, data archival storage), network-related resources (for example, configuring virtual networks including groups of computing resources, content delivery networks (CDNs), Domain Name Services (DNS)), application resources (for example, databases, application build and deployment services), and so forth. These and other computing resources may be provided by a virtual compute service **102**, an API gateway service **106**, and auxiliary services **108**, such as a hardware virtualization service that can execute compute instances, a storage virtualization service that can store data objects, and so forth. The customers of the service provider system **100** may use user accounts associated with a customer account, though these terms may be used somewhat interchangeably depending on context of use. Users may interact with a service provider system **100** across one or more networks **122** (for example, the internet) via one or more interfaces **126**, which may include the use of application programming interface (API) calls, via a management console implemented via a website, or a standalone application. These interfaces **126** may be part of, or serve as a front-end to, a control plane **124** of the service provider system **100** that includes "backend" services supporting and enabling various services (for example, including the virtual compute service **102**, API gateway service **106**, and auxiliary services **108**).

To provide these and other computing resource services, service provider systems **100** often rely upon virtualization techniques. For example, virtualization technologies can be used to provide users the ability to control and use compute instances (for example, a VM using a guest operating system that operates using a hypervisor that may or may not operate in a VM, an instance that can execute on "bare metal" hardware without an underlying hypervisor, and so forth), where one or more multiple compute instances can be implemented using a single electronic device. Thus, a user may directly utilize a compute instance hosted by the service provider system to perform a variety of computing tasks, or

may indirectly utilize a compute instance by submitting code to be executed by the service provider system (for example, by submitting the code to a virtual compute service **102**), which in turn utilizes a compute instance to execute the code (typically without the user having any control of or knowledge of the underlying compute instance(s) involved).

As indicated above, it has become desirable for some customers to migrate web service implementations, including program code and metadata which may have been initially written to execute in a locally managed server-based environment, to execution environments provided by service provider systems (for example, as provided by a service provider system **100**). These customers may desire to migrate web service implementations for any of a number of benefits including increased scalability and stability, reduced management and infrastructure costs, and so forth.

In one embodiment, a virtual compute service **102** can host program code (for example, source code, binary code, or any other program code format) to be executed without the need for developers of the code to separately provision or manage the computing resources used to execute the code. A unit of code configured to run within a virtual compute service **102** may be referred to as a virtual compute service function (for example, virtual compute service function(s) **104**). A virtual compute service function **104** includes program code defining the logic to execute when the function is invoked and, optionally, other resource parameters. Resource parameters can include other information related to the execution of the associated code such as, for example, an identifier of a runtime environment (such as "java8," "nodejs," "python3.6," or any other supported runtime environment), an amount of memory to allocate to the function, user roles or permissions to assign to the function, a function execution timeout, and so forth.

In some embodiments, a virtual compute service function **104** can be configured to execute in response to events (for example, events generated by an API gateway service **106**, an auxiliary service **108**, or by other applications internal or external to the service provider system **100**) and the computing resources (compute capacity, memory, storage, and so forth) used to execute the function are managed by the service provider system **100**. A virtual compute service function **104** can perform virtually any types of processing actions depending on the particular code defining the function. For example, virtual compute service functions **104** can be designed to perform business logic actions related to an API request received by an API gateway service **106**, to retrieve and transform data (for example, data stored in a storage virtualization service or other location), to audit and report on API calls made to another auxiliary service **108**, or used to perform any other processing tasks. A virtual compute service **102** may provide interfaces **126** (for example, web-based interfaces) that enable users or other processes to upload and configure code to be executed by the virtual compute service **102**, to configure other metadata and resource parameters, to associate virtual compute service functions with triggering event sources (for example, API endpoints defined at an API gateway service **106**), and so forth.

In an embodiment, a virtual compute service **102** can communicate with other components, for example, with electronic device(s) **110** internal or external to the service provider system **100**, with an API gateway service **106**, and with other auxiliary services **108** (which may include, for example, a storage service, a database service, a logging service, and so forth). In some embodiments, the electronic device(s) **110** and one or more of the auxiliary services **108** may be configured to generate event messages for processing by the virtual compute service **102**. For example, requests received at endpoints configured by an API gateway service **106** can trigger the invocation of one or more virtual compute service functions **104** at the virtual compute service **102** by generating event messages accessible to the virtual compute service **102**.

In one embodiment, the API gateway service **106** and auxiliary services **108** may be registered or configured to be polled or queried for events to trigger the execution of particular functions **104** at the virtual compute service **102**. Such registration or configuration may be provided or enabled via the one or more interfaces **126** provided to the user electronic device(s) **110**. For example, an interface **126** may provide options for the user to select or specify an API gateway service **106** or any of auxiliary services **108** as a triggering service such that events occurring at the triggering service may trigger generation of event messages, or such that the event triggering service may be periodically polled or queried for event messages such as by an intermediary polling system. In other embodiments, an API gateway service **106** or auxiliary service **108** can be configured as a triggering service programmatically, for example, in response to an API call from an application external to the virtual compute service **102**.

In one embodiment, an event triggering service may be configured to associate an event or event type (for example, a call to a particular endpoint of the API gateway service **106**) with one or more particular virtual compute service functions **104** to be executed by the virtual compute service **102** (that is, the event triggering service may store or have access to data which associates the event with the particular virtual compute service function **104**). In another embodiment, the triggering service may not necessarily associate an event or event type with a particular virtual compute service function **104** to be executed by the virtual compute service but rather the event triggering service may generate event messages which the virtual compute service is configured to interpret as being associated with the virtual compute service function to be executed by the virtual compute service **102** (that is, the virtual compute service **102** may store or have access to data which associates the event with the particular virtual compute service function). In another embodiment, an intermediary system or service may be configured to handle interpretation and routing of event messages to execute the virtual compute service functions **104**, such that neither the event triggering service nor the virtual compute service **102** may store or have access to the event-to-virtual compute service function association data. For example, an event triggering service or external application may generate an event message that is agnostic to any particular virtual compute service function **104** to be executed and the event message may be routed to the virtual compute service **102** (or an intermediary system) which evaluates the event message and associated metadata to determine which virtual compute service function **104** to execute in response and initiate a corresponding request to execute the virtual compute service function **104**.

As indicated above, the API gateway service **106** and any of the auxiliary services **108** may be configured to operate as an event triggering service. These include but are not limited to: storage virtualization services, database services, message queue systems (for example, a message queue service provided by the virtual compute service, a message queue service provided by the service provider system, and so forth), logging services, compute resource management services, and so forth.

In an embodiment, users can use a virtual compute service **102** to execute code or other computing resources provided to the service. For example, a user may desire to run code in the connection with a web service that the user has developed. One way of executing the code is to acquire VM instances from a hardware virtualization service of a service provider system **100**, configure the VM instances to suit the user's needs, and use the configured VM instances to run the code. Alternatively, the code or other computing resources can be provided to the virtual compute service **102** for execution in response to events. As yet another example, program code can be containerized and provided to a virtual compute service **102** to execute the web service code as a container. In an embodiment, a virtual compute service **102** can handle the acquisition and configuration of compute capacity (for example, VM instances, containers, and so forth) based on the code execution request, and execute the code using the acquired compute capacity. The virtual compute service **102** may automatically scale up and down based on the volume, thereby relieving the user from the burden of having to worry about over-utilization or under-utilization of the associated computing resources. In various embodiments, a virtual compute service **102** supports the execution of code written in one or more general-purpose programming languages (for example, JAVA®, PYTHON®, C#, and so forth) and may optionally support other domain-specific programming languages (possibly including, for example, a programming language specific to the virtual compute service **102**).

In an embodiment, a virtual compute service **102** includes an interface **126** that receives and processes requests (sometimes in the form of event messages) to execute code (or any other type of executable computing resource) at the virtual compute service **102**. In one embodiment, the interface **126** acts as an interface to the API gateway service **106** and auxiliary services **108** and to other requests to execute code (for example, based on requests to execute virtual compute service functions **104** sent from an application executing internally or externally to the service provider system **100**).

In an embodiment, a virtual compute service function **104** may include code and associated dependencies and configuration data used by the virtual compute service **102** to execute the code in response to a request to invoke the function. As indicated above, the configuration data can include information indicating parameters related to desired amounts of computing resources to be made available to the serverless function during execution (for example, an amount of memory, an amount of CPU power, or both), a maximum execution time (for example, a number of minutes in which execution of the serverless function is to execute), security permissions, a handler method (a method in the serverless function source code where execution of the function is to begin), among other possible configurations.

According to embodiments described herein, the migration of a web service to a service provider system may begin with the creation of a web service implementation **114** using a development environment **112**, including the creation of an API specification **116** and source code **118**. For example, at the circles labeled "1A" and "1B," FIG. **1** shows an API specification **116** and source code **118** which may have been developed by a user **140** using a development environment **112**. The development environment **112**, for example, may comprise one or more of a source code editor, an integrated development environment (IDE), or any other application used to generate source code and an API specification. In some embodiments, the development environment **112** is locally hosted and managed by a user (for example, an IDE or other application running on a user's locally managed computing devices). In other embodiments, some or all of the development environment **112** includes components provided as services of a service provider system **100** (for example, an IDE, build and deploy tool, testing environment, and so forth, provided as services of a service provider system **100** and accessed remotely using a web browser, a thin client application, or other type of application). As indicated above, in typical software development environments, the user may use a development environment **112** to develop a web service and use a build and deploy tool to create an executable program(s) to be executed by one or more electronic devices provisioned and managed by the customer either locally or in the service provider system **100**.

In an embodiment, the API specification **116** can include any type of metadata used to define various aspects of an API used to access a web service. For example, the API specification **116** can include the definition of available API endpoints (for example, a Uniform Resource Locator (URL) path or other identifier of a resource), operation parameters input and output for each operation, authentication methods, contact information, license, terms of use and other information. In some embodiments, the API specification can be formatted as a YAML Ain't Markup Language (YAML) or JAVASCRIPT® Object Notation (JSON) file and may conform to an API specification standard such as the Open API standard.

In the present disclosure, source code **118** may refer to any type of computer program source code (for example, source code representing a program, routines, subroutines, threads, and so forth) written in a programming language. The source code **118** may be executed to perform one or more specific actions, for example, related to the operation of a web service implementation **114** developed by the user **140**. The source code **118** may be written in JAVA®, JAVASCRIPT®, PYTHON®, C#, RUBY®, or any other programming language. For some programming languages, a compiler is typically used to derive machine code from the source code—a form consisting of instructions that a computing device can directly execute. The machine code can also be stored for execution at a later time (for example, as an executable file). Alternatively, some types of source code **118** can be executed directly based on the source code with the aid of an interpreter application and without compiling the source code into a separate executable program. In some embodiments, source code **118** or portions thereof can be executed by a virtual compute service **102**, for example, by providing the source code itself to the virtual compute service, providing machine code derived from the source code, providing a containerized application derived from the source code, or in any other format. Thus, references herein to execution of code can refer to any of execution of an executable program derived from the source code, execution of the source code directly, or other execution strategies depending on a particular programming language, build and deploy environment, execution environment used, and so forth.

In some embodiments, some of or all of the source code **118** can be generated by a code generation tool based on the API specification **116**. The code generation tool may be part of the development environment **112** or a separate process running at electronic device(s) **110** or elsewhere. For example, a code generation tool can be used to generate "stub" source code based on the definition of API endpoints and other information provided in an API specification **116**, the automatically generated code relieving the user from

creating basic "plumbing" code used to handle requests to API endpoints and other basic operations of a web service. A user **134** can modify or supplement the generated stub code with additional source code defining additional business logic of the web service. For example, referring again to the example of a web service providing access to weather report-related resources, a code generation tool might generate stub source code used to handle requests received to defined endpoints (for example, a "/weather" endpoint) and the user **134** may create additional code defining actions to be performed when a request is received (for example, actions related to generating the data used to populate a weather report resource to be returned to the requesting process).

According to embodiments described herein, at circle "**2**," a web service migrator **120** can be used to automate the process of migrating a web service implementation **114** to a service provider system **100**, including the migration of an API specification **116** to an API gateway service **106**, the migration of source code **118** to a virtual compute service **102**, and possibly the migration of other components of the web service implementation **114** to one or more auxiliary services **108**. For example, the web service migrator **120** in FIG. **1** may be a plug-in to the user's development environment **112**, a plug-in to a build and deploy tool, or any other process that can access the API specification and source code **118** and send requests to a service provider system **100**. To initiate the migration process, a user **134** may, for example, select a menu option, button, or other interface component of a development environment **112**. The received input may include an identification of a location of the web service implementation **114** (for example, a project folder or other storage location of the API specification **116** and source code **118**) or the location of the web service implementation may be automatically identified (for example, based on the web service implementation **114** being open for editing in the development environment **112**).

In an embodiment, at circle "**2**," a web service migrator **120** identifies portions of the web service implementation **114** to be migrated to various services of a service provider system **100**. For example, the web service migrator **120** can identify an API specification **116** and determine whether the API specification conforms to a format accepted by an API gateway service **106**. In one embodiment, if the API specification **116** is in a different format, the web service migrator can convert the API specification **116** to an accepted format (for example, so that the API specification **116** conforms to the Open API format). In other embodiments, if an explicit API specification **116** is not available (for example, for a legacy web service implementation) the web service migrator can derive the API specification **116** information by crawling the web service or performing other operations.

In an embodiment, a web service migrator **120** can also identify portions of source code **118** (or other program code derived from source code **118**) to be migrated to a virtual compute service **102**. For example, the web service migrator **120** can analyze the structure of source code **118** or code derived from the source code to identify portions of the code suitable for migration as virtual compute service functions **104**. The analysis of the web service implementation code can include parsing the source code to determine the structure of the code, generating code dependency graphs, and so forth. In one embodiment, a web service migrator **120** can also package the identified portions of code in a format that is accepted by a virtual compute service **102**. The packaging of the identified portions of code to obtain packaged code can include some or all of: identifying dependent code and libraries, modifying portions of the code, generating a project or file structure to store the identified portions of code, generating metadata related to the packaged code, and any other formatting processes so that the code can be migrated to a virtual compute service **102**.

In an embodiment, the identification of the portions of code can include identifying code that is referenced by the API specification **116**, for example, to identify functions or other code segments that are referenced by particular API endpoints defined by the API specification **116**. This information indicating which portions of code are referenced by particular API endpoints of the API specification **116** can also be used to configure the invocation of particular virtual compute service functions **104** responsive to the receipt of requests at an API gateway service **106**, as described below.

In an embodiment, the identification of portions of the web service implementation **114** to be migrated to a service provider system **100** can also include identifying auxiliary components of the web service implementation. For example, a web service migrator **120** can identify databases, security certificates, map reduce jobs, or any other components of a web service implementation that can be migrated to various services of a service provider system **100**. One or more identified databases, for example, can be migrated to an auxiliary service **108** providing a virtualized database service or a server instance hosting a database server can be migrated to a virtualized hardware service. As described below, a web service migrator **120** can be extensible such that new types of web service component migrations to various services provided by a service provider system **100** can be added over time.

As described in reference to FIG. **2** and FIG. **3** below, although the environment illustrated in FIG. **1** illustrates a web service migration orchestrated by a web service migrator **120** which may be local to a developer of the web service, in other embodiments, the migration process can be orchestrated by a remote migration service located at the service provider system **100** or elsewhere.

At circles "**3**A," "**3**B," and "**3**C," responsive to the input requesting the migration of the web service implementation **114** to the service provider system **100** and the identification of portions of the web service implementation **114** to be migrated at circle "**2**," the web service migrator **120** generates requests to various services of the service provider system **100** to migrate the API specification **116**, source code **118** (or code derived from source code **118**), and possibly other components of the web service implementation **114**. In an embodiment, the automated migration of the web service implementation **114** to an execution environment provided by the service provider system **100** enables the web service to be executed by computing resources of the service provider system **100** instead of, for example, by computing resources locally provisioned and managed by the user **134**.

In an embodiment, at circle "**3**A," the web service migrator **120** sends an API specification migration request **128** to an API gateway service **106**. For example, the web service migrator **120** can access the API specification **116** and send the API specification to the API gateway service **106** as part of the API specification migration request **128**. The API gateway service **106** may include an import tool that enables the API gateway service **106** to receive an API specification **116** and to generate one or more API endpoints based on the specification. As indicated above, each API endpoint may correspond to a unique URL or other identifier of a resource provided by the web service. In some embodiments, the generation of an API specification migration request **128** may include the conversion of the API specification **116** into

a format accepted by the API gateway service **106** if it is determined that the API specification **116** is in a different format. In other embodiments, the web service migrator **120** may parse the API specification **116**, identify one or more endpoints defined in the specification, and send one or more separate requests to the API gateway service **106** to replicate the defined API endpoints.

In an embodiment, at circle "3B", the web service migrator **120** sends one or more code migration requests **130** to a virtual compute service **102**. For example, the web service migrator **120** can access the source code **118** and send the code migration requests **130** to the virtual compute service **102**. As indicated above, the code migration requests **130** can include the source code **118** itself, binary code derived from the source code **118**, a containerized application derived from the source code **118**, other source code or applications related to the source code **118**, or combinations thereof.

In one embodiment, the code migration requests **130** can include resource usage information as parameters related to execution of the functions **104** at the virtual compute service **102** (for example, parameters indicating an amount of memory to allocate to a function, a maximum amount of compute time to allow for a function, and so forth). In some embodiments, if the web service migrator determines that the code likely exceeds one or more limits imposed by a virtual compute service **102**, the web service migrator **120** can divide the code **118** into two or more separate sub-portions, one or more of which may be suitable for execution by the virtual compute service **102** on its own. In other examples, portions of source code **118** that are within the virtual compute service's operating constraints may be combined to create a single virtual compute service function **104** replicating the functionality of both portions.

In some embodiments, a monitoring agent can be used to monitor the execution of a web service and to collect utilization metrics related to the performance of the web service. The performance information can be used as part of the process of migrating a web service to a service provider system, for example, to configure virtual compute service functions with resource parameters related to one or more of: CPU power, memory, execution timeouts, and execution permissions. These configurations can be used by a virtual compute service **102**, for example, to determine how much CPU, memory, execution time, and so forth, to allocate to the execution of the particular functions. In this manner, the monitoring of a web service and collection of utilization metrics can be used to "right-size" the virtual compute service functions created by a web service migrator **120**. In some embodiments, a monitoring agent can be installed at a location which can access and monitor the web service implementation to be migrated (for example, in an application server or web server upon which the web service implementation is running). A monitoring agent can also be installed in a service provider system **100** to monitor the performance of a migrated web service and to refine the resource parameters associated with migrated virtual compute service functions accordingly. In some embodiments, the use of utilization metrics to right-size the creation of virtual compute service functions can be performed automatically as part of the migration process; in other examples, a web service migrator can prompt the user with recommendations based on the monitoring and allow the user to modify or accept the recommended values.

In one embodiment, generating a code migration request **130** based on source code **118** includes packaging the code in a format accepted by the virtual compute service **102**. For example, packaging the code may include one or more of the following operations: obtaining a copy of the source code **118** (or a version of the source code modified to operate in the virtual compute service **102**), obtaining any code dependencies related to the source code (for example, any libraries and other code upon which the source code **118** depends), creating a file directory structure to store the obtained source code and any dependencies, creating a storage location at the service provider system to store the packaged code, uploading the packaged code to the created storage location. In one embodiment, the generation of a code migration request **130** may involve packaging any code dependencies and libraries for each function to be created individually; in other embodiments, some code dependencies and libraries can be packaged as a separate collection and used by multiple virtual compute service functions **104** at the virtual compute service **102**.

In one embodiment, the identification of code dependencies related to the source code **118** can be based at least in part on the generation of a dependency graph. A dependency graph generally is a representation of relationships between various portions of the source code or between portions of binary code derived from the source code. A dependency graph can be used by a web service migrator **120** or other component to determine, for example, whether the source code **118** depends on any other source code, libraries, and so forth to be included in the code migration request(s) **130**. The dependency graph can be generated, for example, by a build and deploy tool or other process with access to the source code **118** or program code derived from source code **118**.

In an embodiment, the creation of one or more of the virtual compute service functions **104** can include configuring the functions to be triggered by one or more auxiliary services **108**. For example, if a portion of the source code **118** is configured to perform one or more operations in response to data being stored at a storage virtualization service, a corresponding virtual compute service function **104** may be created and configured to be invoked whenever data is stored in the storage virtualization service (as described above, by configuring the virtual compute service function to be triggered by events generated by the storage virtualization service).

In an embodiment, the creation of one or more virtual compute service functions **104** can include creating two or more functions that pass control flow from one function to another during execution. For example, one or more portions of source code **118** may be converted into two or more separate virtual compute service functions that use a message queuing system or other mechanism for passing control flow from one function to another, and back to the refactored source code, when appropriate.

In an embodiment, at circle "3C," the web service migrator **120** optionally sends one or more auxiliary component migration requests **132** to one or more auxiliary services **108**. For example, if the web service implementation **114** includes one or more databases used by the web service during operation, the web service migrator **120** may create a snapshot of the database and send the snapshot to a virtualized database service of the service provider system **100**, migrate an instance of a database server to a compute instance provided by the service provider system **100**, or migrate a VM hosting the database server to a VM service of the service provider system **100**. As another example, if a web service implementation **114** includes the configuration of a digital certificate associated with a web server hosting the web service, the web service migrator **120** may send a

request to a digital certificate management service to replicate the digital certificate configuration at the service provider system **100**. Other examples of web service components that can be migrated to services provided by a service provider system **100** include, but are not limited to, the migration of map reduce jobs to a map reduce service and the migration of a cache implementation to an in-memory data store and cache service. In an embodiment, the source code migrated to the virtual compute service **102** can be configured to access any auxiliary resources migrated to auxiliary service **108** (for example, to connect to a database migrated to a database virtualization service) to replicate the full operation of the web service at the service provider system **100**.

FIG. **2** is a block diagram illustrating another example environment including components used to automatically migrate a web service implementation to a service provider system. Similar to FIG. **1**, a virtual compute service **102**, an API gateway service **106**, and possibly other auxiliary services **108** operate as part of a service provider system **100**. In FIG. **2**, a service provider system **100** further includes a web service migrator service **202** that can be used to coordinate the migration of a web service implementation **114** in connection with web service migrator **120**.

Similar to FIG. **1**, the circles labeled "**1**A" and "**1**B" in FIG. **2** show an API specification **116** and source code **118**, which may have been developed by a user **140** using a development environment **112** (which may be part of a user's local computing environment or provided by one or more services of a service provider system **100**). In one embodiment, at circle "**2**," a web service migrator **120** sends one or more web service migration requests **204** to the web service migrator service **202** (for example, in response to input from a user **134** requesting the migration of the web service implementation **114**). As described in relation to FIG. **1**, the web service migrator **120** can perform one or more operations to identify components of the web service implementation **114** to be migrated to the service provider system **100**. For example, the web service migrator **120** can identify an API specification **116** defining endpoints of the web service implementation, parse/analyze the source code **118** to identify portions of the code to replicate with one or more virtual compute service functions **104**, identify other auxiliary components such as databases, digital certificates, and so forth.

In FIG. **2**, instead of the web service migrator **120** sending requests to several separate services of the service provider system **100** to replicate the identified components of the web service implementation **114**, the web service migrator **120** can send one or more requests directly to the web service migrator service **202** and the service **202** can then manage the replication processes at the service provider system **100** (for example, by sending requests to the API gateway service **106**, virtual compute service **102**, auxiliary services **108**, and so forth, to replicate components of the web service delivered by the web service migrator **120**). A web service migration request **204**, for example, can include some or all of: a copy of the API specification **116**, source code **118** (or binary code derived from source code **118**, packaged code, or any other code), and any other information that can be used by the web service migrator service **202** to replicate identified components of the web service implementation **114** at the service provider system **100**.

In some embodiments, the web service migrator **120** may send an initial request to the web service migrator service **202** indicating the desire to perform the migration and the web service migrator service **202** can send one or more requests back to the web service migrator **120** instructing the migrator to obtain and send various data to the service **202**. For example, a web service migrator service **202** may send requests back to the web service migrator **120** instructing the migrator to obtain and send the API specification **116**, to obtain and package the source code **118** in a particular format, and to perform any other data gathering operations. The web service migrator service **202** can use the requested data obtained from the web service migrator **120** to replicate the obtained components of the web service at various services of the service provider system **100**. For example, at circles "**3**A," "**3**B," and "**3**C," the web service migrator service **202** can send separate requests to each of the API gateway service **106**, virtual compute service **102**, and one or more auxiliary services **108** to replicate the various components of the web service implementation **114** at the service provider system **100**.

FIG. **3** is a block diagram illustrating yet another example environment including components used to automatically migrate a web service implementation to a service provider system. The environment shown in FIG. **3** includes a web service implementation **114** in an execution environment **308** and a web service migrator service **304**, virtual compute service **102**, API gateway service **106**, and auxiliary services **108** operating as part of a service provider system **100**. The execution environment **308** in FIG. **3**, for example, may represent an on-premises environment associated with the user **134**, a service provider system that is different from service provider system **100**, a separate portion of the service provider system **100**, or any other environment at which a web service implementation **114** may exist. The environment illustrated by FIG. **3**, for example, shows that a web service migrator service **304** of a service provider system **100** can be used to migrate a web service implementation **114** that exists at virtually any location.

In an embodiment, at circle "**1**" in FIG. **3**, a user **134** uses an electronic device **110** to send a web service migration request **302** to the web service migrator service **304**. For example, a user may access a web-based form generated by the web service migrator service **304** and provide input identifying the location of the web service implementation **114**, API specification **116**, source code **118**, and any other relevant components of the web service implementation **114**. The user may further provide credentials (for example, a username and password) that enable the web service migrator service **304** to access the identified web service components. If the web service implementation **114** exists in a separate service provider system, for example, the credentials may comprise account information with permissions sufficient to access and obtain the components of the web service implementation **114** from the execution environment **308**.

In an embodiment, at circle "**2**" in FIG. **3**, the web service migrator service **304** sends one or more web service component retrieval requests **306**. For example, the requests **306** can be used to obtain information related to the various components of the web service implementation **114**, including the API specification **116**, source code **118** (or code derived from source code **118**), and other possible components. As indicated above, the requests can be sent to any location where the web service implementation **114** exists such as, for example, a customer's on-premises environment, a service provider system that is different from system **100**, or any other location.

In an embodiment, the process of a web service migrator service **304** sending web service component retrieval requests **306** can include identifying portions of the web

service implementation **114** to be migrated. For example, the web service migrator can send requests to access an API specification, code, and other components of the web service implementation, and parse/analyze the structure of the code (if the code is accessible), analyze the API specification (if accessible), crawl the web service to automatically identify API endpoints and to identify response information, and so forth.

In an embodiment, at circles "**3**A," "**3**B," and "**3**C," the web service migrator service **304** sends requests to the API gateway service **106**, virtual compute service **102**, and auxiliary services **108** based on the information obtained from the web service component retrieval requests **306**. In this manner, a web service implementation **114** can be migrated into a service provider system **100** independent of any particular development environment and execution environment at which the implementation currently exists.

As indicated above, in some examples, a web service implementation **114** may not include an explicit API specification that can be obtained in a standardized format. For example, some legacy web service implementations may have been developed prior to the advent of API specification standards or the API specification for a web service might not be accessible. In some embodiments, a component used to migrate a web service implementation can crawl a web service implementation to automatically generate an API specification when a specification is not otherwise available. For example, the migrator component may crawl known paths of the web service and examine the responses received from the web service in response to various types of requests at each path. The information obtained from crawling the web service can be used by the migrator component to infer attributes of the API (for example, endpoints, operation parameters, and so forth) for the web service and to generate an API specification file or other data representing the API which can be used to migrate the API to a service provider system **100**.

In an embodiment, a web service migrator is extensible and allows developers to add functionality to the migrator so that components of a web service implementation can be migrated to new services of the service provider system **100** or so that the processes used to migrate components of the web service to existing services can be extended. For example, a web service migrator **120** may be designed to support plug-ins that allow developers to customize the way in which web service implementations are migrated into a service provider system.

For further details of a process for migrating code and metadata defining a web service implementation to a service provider system, FIG. **4** is a flow diagram illustrating operations **400**. Some or all of the operations **400** (or other processes described herein, or variations, or combinations thereof) are performed under the control of one or more computer systems configured with executable instructions and are implemented as code (for example, executable instructions, one or more computer programs, or one or more applications) executing collectively on one or more processors by hardware or combinations thereof. The code can be stored on a computer-readable storage medium, for example, in the form of a computer program comprising instructions executable by one or more processors. The computer-readable storage medium is non-transitory. In some embodiments, one or more (or all) of the operations **400** are performed by electronic device(s) **110**, which may be part of or separate from a service provider system **100**.

In some embodiments, the operations **400** include, at block **402**, creating an implementation of a web service. For example, the creation of a web service implementation can include, at block **404**, the creation of an API specification defining API endpoints of the web service and, at block **406**, the creation of code which is an implementation of one or more actions to be performed by a computing device when requests are received at the one or more API endpoints. Referring again to FIG. **1**, for example, a user **134** can use a development environment **112** to create a web service implementation **114**. In an embodiment, the creation of a web service implementation can include the creation of an API specification **116**, for example, based on the OpenAPI specification format. The API specification **116** may be used by a code generation tool to generate some or all of source code **118**, or the source code **118** can be developed independently of the API specification **116**. In an embodiment, the source code **118** includes business logic of the web service implementation and specifies actions to be performed responsive to requests being received at the API endpoints. In some embodiments, a web service implementation **114** can further include one or more databases or other data sources that are used to store data used by the web service to service requests. A web service implementation **114** may also include a digital certificate, for example, associated with a web server initially hosting the web service and used to enable secure interactions with the web service using the Transport Layer Security (TLS), Secure Sockets Layer (SSL), or other protocol.

At block **408**, input is received requesting migration of a web service implementation (for example, the web service implementation created at block **402**) to a service provider system. For example, a user **134** may select an interface element of an IDE, a source code editor, a web-based interface for a migration service of a service provider system, or perform any other operation that causes a web service migrator **120** to initiate the migration process. In some embodiments, the input may include an identifier of a location of the web service implementation (for example, a project folder, a URL identifying the web service at a different service provider system, or other location identifier), or the location of the web service implementation may be identified automatically be the web service migrator **120**.

At block **410**, one or more API endpoints of the web service implementation are replicated at the service provider system. For example, responsive to the input received at block **408**, a web service migrator **120** or a web service migrator service **304** may send one or more API specification migration requests **128** to an API gateway service **106** of a service provider system **100**. In one embodiment, an API specification migration request **128** includes sending an API specification **116** defining one or more API endpoints and that is used by the API gateway service **106** to replicate the one or more API endpoints at the API gateway service **106**. In some embodiments, the sending of the one or more API specification migration requests **128** can include the conversion of an API specification **116** into a format accepted by the API gateway service **106**. In other embodiments, the sending of the one or more API specification migration requests **128** can include analyzing an API specification **116**, identifying endpoints defined in the specification, and ending individual requests to an API gateway service **106** to replicate the identified endpoints.

In one embodiment, the replication of the one or more API endpoints at the service provider system can include analyzing a running web service to identify the available API endpoints. For example, referring again to FIG. **3**, a web service migrator service **304** may identify the endpoints of a web service implementation **114** running in a remote

execution environment **308** by crawling the web service or performing other types of analysis. The identified API endpoints can be replicated at the API gateway service **106** by generating an API specification based on the analysis of the web service or by sending individual requests to the API gateway service **106** to create each identified endpoint.

At block **412**, one or more portions of the code to be replicated by one or more virtual compute service functions at the service provider system are identified. For example, a web service migrator **120** or a web service migrator service **314** may analyze source code **118** or code derived from the source code **118** to identify one or more separate functions, the functionality of which is to be replicated by virtual compute service functions at a virtual compute service **102**. As described above, the identification of functions to be replicated at a virtual compute service **102** can include any of parsing the source code to determine the structure of the code, generating code dependency graphs, identifying portions of code referenced by an API specification, and so forth.

At block **414**, the one or more virtual compute service functions are generated at the virtualized compute service based on the one or more identified portions of code, where the virtual compute service automatically provisions and manages computing resources used to execute the one or more virtual compute service functions. In an embodiment, the one or more virtual compute service functions generated at the virtualized compute service are an alternative implementation of the functionality defined by the identified portions of code. These alternative implementations of the functionality at the virtual compute service are based on the identified portions of code and may be based on substantially the same source code or a modified version thereof. For example, the generation of the virtual compute service functions can include sending to a virtual compute service **102** one or more of: a copy of the source code **118**, a modified copy of the source code **118**, code derived from the source code **118**, a binary version of the source code **118**, or any other data derived from the source code **118**. In one embodiment, the code can be migrated to a virtual compute service **102** such that the service **102** is able to execute the source code in response to events. In other embodiments, executable code derived from the source code **118** (for example, a web server) can be containerized and sent to the virtual compute service **102** for execution as a container.

In one embodiment, generating one or more virtual compute service functions **104** at the service provider system can include identifying code upon which the one or more portions of code depend, packaging the code and dependent code in a format accepted by the virtual compute service **102** to obtain packaged code, and sending the packaged code to the virtual compute service **102** for replication at the service. For the example, the packaged source code may include some or all of source code **118** (or a modified version thereof or binary code derived from the source code) and any dependent libraries or source code external to the one or more portions of code.

In an embodiment, generating the one or more virtual compute service functions **104** can configuring the functions with resource parameters related to execution of one or more virtual compute service functions **104** used to replicate the code **118** at the virtual compute service **102**. A request to create a virtual compute service function can include, for example, a name of the virtual compute service function to be created at the virtual compute service **102**, an amount of memory to allocate to the function, a timeout for terminating execution of the function, and so forth. One or more of these parameters may be included, for example, as parameters of an API call to the virtual compute service **102**. In some embodiments, the resource parameters can be derived from utilization metrics collected by a monitoring agent and indicating performance characteristics of a web service implementation. For example, a monitoring agent can be installed and can collect utilization metrics to determine how much memory, CPU, and other resources are used by each of the one or more portions of code.

In one embodiment, generating the one or more virtual compute service functions can include generating two or more virtual compute service functions for an identified portion of code, wherein at least one of the two or more virtual compute service functions is configured to invoke another of the two or more virtual compute service functions during execution. In this manner, the execution of virtual compute service functions replicating the functionality of the source code **118** can be "chained" together as part of the overall program control flow. This may be useful, for example, if a combination of the two or more virtual compute service functions may exceed execution constraints imposed by a virtual compute service **102**, or to make the functions more scalable as independent execution units. In one embodiment, the passing of control flow between two or more virtual compute service functions can be based on a message queuing service to pass control messages or based on any other program control flow mechanism.

At block **416**, for at least one of the virtual compute service functions **104** generated at block **414**, the virtual compute service function is configured to be invoked upon the receipt of a request at one or more of the API endpoints created at block **410**. For example, in one embodiment, one or more requests to an API gateway service **106**, virtual compute service **102**, or to both, are used to configure at least one of the one or more virtual compute service functions to be invoked upon the receipt of a request to an API endpoint of the one or more API endpoints. For example, an API gateway service **106** can be configured such that requests received at the API endpoints created at block **410** cause invocation of particular virtual service functions created at block **412**. For example, the API endpoints may be configured to generate event messages that cause the virtual compute service **102** to invoke one or more particular virtual compute service functions **104** upon the receipt of a request to an API endpoint. A web service migrator can configure particular virtual compute service functions **104** to be invoked in response to requests received at particular API endpoints, for example, based on corresponding configuration identified in the API specification **116** indicating the association between API endpoints and code from the web service implementation **114**.

In examples where the code implementing a web service is migrated as a containerized application, the routing of requests to particular backend logic can be largely handled by the application (for example, by a web server, web balancer, or any combination of applications in the container). Thus, in embodiments where a container is used to migrate the source code, a single or a small number of endpoints can be used to route incoming requests to the container and the containerized application can be responsible for routing the requests to the appropriate business logic.

In an embodiment, updates to the metadata, source code, or both, defining the web service implementation **114** can be identified by a web service migrator and, in response, one or more requests can be sent to the corresponding components of the service provider system **100** (or to a web service

migrator service) to update any corresponding API endpoints, virtual compute service functions, or both, associated with the updates. For example, a web service migrator **120** may automatically detect when a user has modified source code **118** or the API specification **116**, or may detect an update in response to a user requesting a subsequent migration of the web service implementation **114**. The updates, for example, may change some of the API endpoints or actions associated with the source code and thus those updates can be reflected in any corresponding API endpoints and virtual compute service functions such that web service implementation **114** and the corresponding migrated implementation at the service provider system **100** stay in sync with one another.

In an embodiment, a web service migrator **120** may be configured to obtain a URL or other identifier of a web service implementation migrated to a service provider system. For example, the obtained URL may be generated by the API gateway service **106**, virtual compute service **102**, or any other component of the service provider system **100**, or by the web service migrator **120**. The URL can be used to access the replicated version of the web service implementation at the service provider system, for example, to access resources managed by the web service in manner similar to that if the web server was hosted by locally managed computing resources.

At block **418**, at least one of the one or more virtual compute service functions is invoked in response to the receipt of a request to an API endpoint of the one or more API endpoints. For example, using the obtained URL for the web service from the service provider system **100**, an application can send a request identifying an API endpoint created at the API gateway service **106** and, in response, a corresponding virtual compute service function **104** can be invoked to process the request (possibly by sending additional requests to one or more auxiliary services **108**). In this manner, the migrated version of the web service implementation can now be accessed and operate at the service provider system **100**. Referring again to the example of a migrated weather report-related web service, an external application might send a request using the obtained URL and identifying the "/weather" endpoint. The API gateway service **106** receives the request identifying the "/weather" endpoint and causes one or more corresponding virtual compute service functions **104** to be invoked (for example, by sending a message to the virtual compute service **102** indicating receipt of the request). The virtual compute service **102** can then cause the one or more identified virtual compute service functions **104** to be invoked (for example, by automatically provisioning and managing the computing resources used to execute the functions) and the function(s) may generate a data object representing a weather report for a particular location (possibly in assistance with other auxiliary services **108**, for example, databases storing current weather information for various geographical locations).

FIG. **5** illustrates an example provider network (for example, part of a "service provider system") environment, according to some embodiments. A provider network **500** may provide resource virtualization to customers via one or more virtualization services **510** that allow customers to purchase, rent, or otherwise obtain instances **512** of virtualized resources including, but not limited to, computation and storage resources. The virtualization service **510** can be implemented on devices within the provider network or networks in one or more data centers. Local IP addresses **516** may be associated with the resource instances **512**; where the local IP addresses are the internal network addresses of the resource instances **512** on the provider network **500**. In some embodiments, the provider network **500** may also provide public IP addresses **514** and/or public IP address ranges (for example, Internet Protocol version 4 (IPv4) or Internet Protocol version 6 (IPv6) addresses) that customers may obtain from the provider network **500**.

Conventionally, the provider network **500**, via the virtualization services **510**, may allow a customer of the service provider (for example, a customer that operates client network **550**A) to dynamically associate at least some public IP addresses **514** assigned or allocated to the customer with particular resource instances **512** assigned to the customer. The provider network **500** may also allow the customer to remap a public IP address **514**, previously mapped to one virtualized computing resource instance **512** allocated to the customer, to another virtualized computing resource instance **512** that is also allocated to the customer. Using the virtualized computing resource instances **512** and public IP addresses **514** provided by the service provider, a customer of the service provider such as the operator of customer network **550**A may, for example, implement customer-specific applications and present the customer's applications on an intermediate network **540**, such as the internet. Other network entities **520** on the intermediate network **540** may then generate traffic to a destination public IP address **514** published by the customer network **550**A; the traffic is routed to the service provider data center and, at the data center, is routed via a network substrate to the local IP address **516** of the virtualized computing resource instance **512** currently mapped to the destination public IP address **514**. Similarly, response traffic from the virtualized computing resource instance **512** may be routed via the network substrate back onto the intermediate network **540** to the source entity **520**.

Local IP addresses, as used herein, refer to the internal network addresses of resource instances in a provider network. Local IP addresses are only mutable within the provider network. Network traffic originating outside the provider network is not directly routed to local IP addresses; instead, the traffic uses public IP addresses that are mapped to the local IP addresses of the resource instances. The provider network may include networking devices or appliances that provide network address translation (NAT) or similar functionality to perform the mapping from public IP addresses to local IP addresses and vice versa.

Public IP addresses are internet mutable network addresses that are assigned to resource instances, either by the service provider or by the customer. Traffic routed to a public IP address is translated, for example, via **1**:**1** network address translation (NAT), and forwarded to the respective local IP address of a resource instance.

Some public IP addresses may be assigned by the provider network infrastructure to particular resource instances; these public IP addresses may be referred to as standard public IP addresses, or simply standard IP addresses. In some embodiments, the mapping of a standard IP address to a local IP address of a resource instance is the default launch configuration for all resource instance types.

At least some public IP addresses may be allocated to or obtained by customers of the provider network **500**; a customer may then assign their allocated public IP addresses to particular resource instances allocated to the customer. These public IP addresses may be referred to as customer public IP addresses, or simply customer IP addresses. Instead of being assigned by the provider network **500** to resource instances as in the case of standard IP addresses, customer IP addresses may be assigned to resource instances

by the customers, for example, via an API provided by the service provider. Unlike standard IP addresses, customer IP addresses are allocated to customer accounts and can be remapped to other resource instances by the respective customers as necessary or desired. A customer IP address is associated with a customer's account, not a particular resource instance, and the customer controls that IP address until the customer chooses to release it. Unlike conventional static IP addresses, customer IP addresses allow the customer to mask resource instance or availability zone failures by remapping the customer's public IP addresses to any resource instance associated with the customer's account. The customer IP addresses, for example, enable a customer to engineer around problems with the customer's resource instances or software by remapping customer IP addresses to replacement resource instances.

FIG. **6** is a block diagram of an example provider network that provides a storage virtualization service and a hardware virtualization service to customers, according to some embodiments. Hardware virtualization service **620** provides multiple computation resources **624** (for example, VMs) to customers. The computation resources **624** may, for example, be rented or leased to customers of the provider network **600** (for example, to a customer that implements customer network **650**). Each computation resource **624** may be provided with one or more local IP addresses. Provider network **600** may be configured to route packets from the local IP addresses of the computation resources **624** to public Internet destinations, and from public Internet sources to the local IP addresses of computation resources **624**.

Provider network **600** may provide a customer network **650**, for example, coupled to intermediate network **640** via local network **656**, the ability to implement virtual computing systems **692** via hardware virtualization service **620** coupled to intermediate network **640** and to provider network **600**. In some embodiments, hardware virtualization service **620** may provide one or more APIs **602**, for example, a web services interface, via which a customer network **650** may access functionality provided by the hardware virtualization service **620**, for example, via a console **694**. In some embodiments, at the provider network **600**, each virtual computing system **692** at customer network **650** may correspond to a computation resource **624** that is leased, rented, or otherwise provided to customer network **650**.

From an instance of a virtual computing system **692** and/or another customer device **690** or console **694**, the customer may access the functionality of storage virtualization service **610**, for example, via one or more APIs **602**, to access data from and store data to a virtual data store **616** provided by the provider network **600**. In some embodiments, a virtualized data store gateway (not shown) may be provided at the customer network **650** that may locally cache at least some data, for example, frequently accessed or critical data, and that may communicate with virtualized data store service **610** via one or more communications channels to upload new or modified data from a local cache so that the primary store of data (virtualized data store **616**) is maintained. In some embodiments, a user, via a virtual computing system **692** and/or on another customer device **690**, may mount and access virtual data store **616** volumes, which appear to the user as local virtualized storage **698**.

While not shown in FIG. **6**, the virtualization service(s) may also be accessed from resource instances within the provider network **600** via API(s) **602**. For example, a customer, appliance service provider, or other entity may access a virtualization service from within a respective virtual network on the provider network **600** via an API **602** to request allocation of one or more resource instances within the virtual network or within another virtual network.

Illustrative System

In some embodiments, a system that implements a portion or all of the techniques for self-organizing server migration to service provider system environments as described herein may include a general-purpose computer system that includes or is configured to access one or more computer-accessible media, such as computer system **700** illustrated in FIG. **7**. In the illustrated embodiment, computer system **700** includes one or more processors **710** coupled to a system memory **720** via an input/output (I/O) interface **730**. Computer system **700** further includes a network interface **740** coupled to I/O interface **730**. While FIG. **7** shows computer system **700** as a single computing device, in various embodiments a computer system **700** may include one computing device or any number of computing devices configured to work together as a single computer system **700**.

In various embodiments, computer system **700** may be a uniprocessor system including one processor **710**, or a multiprocessor system including several processors **710** (for example, two, four, eight, or another suitable number). Processors **710** may be any suitable processors capable of executing instructions. For example, in various embodiments, processors **710** may be general-purpose or embedded processors implementing any of a variety of instruction set architectures (ISAs), such as the x86, PowerPC, SP ARC, or MIPS ISAs, or any other suitable ISA In multiprocessor systems, each of processors **710** may commonly, but not necessarily, implement the same ISA.

System memory **720** may store instructions and data accessible by processor(s) **710**. In various embodiments, system memory **720** may be implemented using any suitable memory technology, such as static random-access memory (SRAM), synchronous dynamic RAM (SDRAM), nonvolatile/Flash-type memory, or any other type of memory. In the illustrated embodiment, program instructions and data implementing one or more desired functions, such as those methods, techniques, and data described above for resizing virtual networks in provider network environments, are shown stored within system memory **720** as code **725** and data **726**.

In one embodiment, I/O interface **730** may be configured to coordinate I/O traffic between processor **710**, system memory **720**, and any peripheral devices in the device, including network interface **740** or other peripheral interfaces. In some embodiments, I/O interface **730** may perform any necessary protocol, timing or other data transformations to convert data signals from one component (for example, system memory **720**) into a format suitable for use by another component (for example, processor **710**). In some embodiments, I/O interface **730** may include support for devices attached through various types of peripheral buses, such as a variant of the Peripheral Component Interconnect (PCI) bus standard or the Universal Serial Bus (USB) standard, for example. In some embodiments, the function of I/O interface **730** may be split into two or more separate components, such as a north bridge and a south bridge, for example. Also, in some embodiments some or all of the functionality of I/O interface **730**, such as an interface to system memory **720**, may be incorporated directly into processor **710**.

Network interface **740** may be configured to allow data to be exchanged between computer system **700** and other devices **760** attached to a network or networks **750**, such as other computer systems or devices as illustrated in FIG. **1**,

for example. In various embodiments, network interface **740** may support communication via any suitable wired or wireless general data networks, such as types of Ethernet network, for example. Additionally, network interface **740** may support communication via telecommunications/telephony networks such as analog voice networks or digital fiber communications networks, via storage area networks such as Fibre Channel SANs, or via I/O any other suitable type of network and/or protocol.

In some embodiments, system memory **720** may be one embodiment of a computer-accessible medium configured to store program instructions and data for implementing a server migration service in a provider network environment. However, in other embodiments, program instructions and/or data may be received, sent or stored upon different types of computer-accessible media. Generally speaking, a computer-accessible medium may include non-transitory storage media or memory media such as magnetic or optical media, for example, disk or DVD/CD coupled to computer system **700** via I/O interface **730**. A non-transitory computer-accessible storage medium may also include any volatile or non-volatile media such as RAM (for example, SDRAM, double data rate (DDR) SDRAM, SRAM, etc.), read only memory (ROM), etc., that may be included in some embodiments of computer system **700** as system memory **720** or another type of memory. Further, a computer-accessible medium may include transmission media or signals such as electrical, electromagnetic, or digital signals, conveyed via a communication medium such as a network and/or a wireless link, such as may be implemented via network interface **740**.

Various embodiments may further include receiving, sending, or storing instructions and/or data implemented in accordance with the foregoing description upon a computer-accessible medium. A computer-accessible medium may include storage media or memory media such as magnetic or optical media, for example, disk or DVD/CD-ROM, volatile or non-volatile media such as RAM (for example, SDRAM, DDR, RDRAM, SRAM, etc.), ROM, etc., as well as transmission media or signals such as electrical, electromagnetic, or digital signals, conveyed via a communication medium such as network and/or a wireless link.

In the preceding description, various embodiments are described. For purposes of explanation, specific configurations and details are set forth in order to provide a thorough understanding of the embodiments. However, it will also be apparent to one skilled in the art that the embodiments may be practiced without the specific details. Furthermore, well-known features may be omitted or simplified in order not to obscure the embodiment being described.

Bracketed text and blocks with dashed borders (for example, large dashes, small dashes, dot-dash, and dots) are used herein to illustrate optional operations that add additional features to some embodiments. However, such notation should not be taken to mean that these are the only options or optional operations, and/or that blocks with solid borders are not optional in certain embodiments.

Reference numerals with suffix letters may be used to indicate that there can be one or multiple instances of the referenced entity in some embodiments, and when there are multiple instances, each does not need to be identical but may instead share some general traits or act in common ways. Further, the particular suffixes used are not meant to imply that a particular amount of the entity exists unless specifically indicated to the contrary. Thus, two entities using the same or different suffix letters may or may not have the same number of instances in various embodiments.

References to "one embodiment," "an embodiment," "an example embodiment," etc., indicate that the embodiment described may include a particular feature, structure, or characteristic, but every embodiment may not necessarily include the particular feature, structure, or characteristic. Moreover, such phrases are not necessarily referring to the same embodiment. Further, when a particular feature, structure, or characteristic is described in connection with an embodiment, it is submitted that it is within the knowledge of one skilled in the art to affect such feature, structure, or characteristic in connection with other embodiments whether or not explicitly described.

The various methods as illustrated in the figures and described herein represent exemplary embodiments of methods. The methods may be implemented in software, hardware, or a combination thereof. The order of the methods may be changed, and various elements may be added, reordered, combined, omitted, modified, etc. Thus, various modifications and changes may be made as would be obvious to a person skilled in the art having the benefit of this disclosure. It is intended to embrace all such modifications and changes and, accordingly, the above description to be regarded in an illustrative rather than a restrictive sense.

What is claimed is:

1. A computer-implemented method comprising:

receiving, by a web service migrator, input requesting migration of a web service implementation hosted in a computing environment outside of a service provider system to resources provided by the service provider system, wherein the input includes an identifier of a location of the web service implementation, and wherein the web service implementation includes:

a file defining a first plurality of application programming interface (API) endpoints of the web service, and

source code defining actions to be performed responsive to requests at the first plurality of API endpoints;

sending, to an API gateway service of the service provider system, a request to create a second plurality of API endpoints based on the file defining the first plurality of API endpoints;

identifying a portion of the source code to be replicated by a virtual compute service function at the service provider system, the service provider system to automatically provision and manage computing resources used to execute the one or more virtual compute service functions;

sending, to a virtual compute service of the service provider system, a request to create the virtual compute service function based on the portion of the source code;

configuring the virtual compute service function to be invoked upon receipt of a request at an API endpoint of the second plurality of API endpoints; and

invoking the virtual compute service function in response to receiving the request at the API endpoint of the second plurality of API endpoints.

2. The computer-implemented method of claim **1**, wherein the web service implementation further includes a database, and wherein the method further comprises sending, to a database service of the service provider system, a request to create a replicated copy of the database at the service provider system.

3. The computer-implemented method of claim **1**, further comprising:

packaging the portion of the source code in a format accepted by the virtual compute service to obtain packaged source code; and

using the packaged source code to create the virtual compute service function at the virtual compute service.

4. A computer-implemented method comprising:

receiving, by a web service migrator, input requesting migration of a web service implementation hosted in an environment outside of a service provider system to resources provided by the service provider system, wherein the input includes an identifier of a location of the web service implementation, and wherein the web service implementation includes:

metadata defining a first plurality of application programming interface (API) endpoints of the web service, and

source code defining actions to be performed responsive to requests received at the first plurality of API endpoints;

sending, to an API gateway service of the service provider system, a request to create a second plurality of API endpoints based on the metadata defining the first plurality of API endpoints;

identifying a portion of the source code to be replicated by a virtual compute service function at the service provider system;

sending, to a virtual compute service of the service provider system, a request to create the virtual compute service function based on the portion of the source code; and

configuring the virtual compute service function to be invoked upon receiving a request at an API endpoint of the second plurality of API endpoints.

5. The computer-implemented method of claim **4**, wherein the web service implementation includes a database, and wherein the method further comprises causing sending, to a database service of the service provider system, a request to create a replicated copy of the database at the service provider system.

6. The computer-implemented method of claim **4**, wherein the web service migrator is a component of a development environment used to create the web service implementation.

7. The computer-implemented method of claim **4**, wherein the request to create the second plurality of API endpoints and the request to create the virtual compute service function is sent by a migrator service provided by the service provider system.

8. The computer-implemented method of claim **4**, wherein the web service implementation includes a configuration of a digital certificate, and the method further comprises replicating the configuration of the digital certificate at a digital certificate management service of the service provider system.

9. The computer-implemented method of claim **4**, further comprising:

converting at least a portion of the metadata to an API specification format accepted by the API gateway service of the service provider system to generate a converted API specification; and

wherein the API gateway service uses the converted API specification to create the second plurality of API endpoints.

10. The computer-implemented method of claim **4**, further comprising:

monitoring execution of the web service implementation to obtain utilization metrics; and

configuring the virtual compute service function with resource parameters based on the utilization metrics, wherein the resource parameters relate to one or more of: memory size, central processing unit (CPU) power, execution timeout, or execution permissions.

11. The computer-implemented method of claim **4**, further comprising:

detecting an update to the source code of the web service implementation; and

updating the virtual compute service function based on the update to the source code.

12. The computer-implemented method of claim **4**, further comprising:

detecting an update to the metadata; and

updating at least one of the second plurality of API endpoints at the service provider system based on the update to the metadata.

13. The computer-implemented method of claim **4**, further comprising:

identifying dependent code upon which the source code depends;

packaging the source code and dependent code in a format accepted by the virtual compute service to obtain packaged code; and

wherein the virtual compute service uses the packaged code to create the virtual compute service function at the service provider system.

14. The computer-implemented method of claim **4**, further comprising receiving a Uniform Resource Locator (URL) that can be used to access a replicated version of the web service implementation at the service provider system.

15. The computer-implemented method of claim **4**, wherein portions of the source code are automatically generated by a code generation tool based on the metadata defining the first plurality of API endpoints.

16. The computer-implemented method of claim **4**, further comprising generating the metadata by crawling the web service implementation to identify the first plurality of API endpoints.

17. A non-transitory computer-readable storage medium storing instructions which, when executed by one or more processors of one or more computing devices, cause the one or more computing devices to:

receive input requesting migration of a web service implementation hosted in a computing environment outside of a service provider system to resources provided by the service provider system, wherein the input includes an identifier of a location of the web service implementation, and wherein the web service implementation includes:

metadata defining a first plurality of application programming interface (API) endpoints of the web service, and

source code defining actions to be performed responsive to requests received at the first plurality of API endpoints;

send, to an API gateway service of the service provider system, a request to create a second plurality of API endpoints based on the metadata defining the first plurality of API endpoints;

identify a portion of the source code to be replicated by a virtual compute service function at the service provider system;

send, to a virtual compute service of the service provider system, a request to create the virtual compute service function based on the portion of the source code; and

configure the virtual compute service function to be invoked upon receiving a request at an API endpoint of the second plurality of API endpoints.

18. The non-transitory computer-readable storage medium of claim **17**, wherein the web service implementation includes a database, and wherein the instructions further cause the one or more computing devices to send, to a database service of the service provider system, a request to create a replicated copy of the database at the service provider system.

19. The non-transitory computer-readable storage medium of claim **17**, wherein the web service implementation includes a configuration of a digital certificate, and wherein the instructions further cause the one or more computing devices to replicate the configuration of the digital certificate at a digital certificate management service of the service provider system.

20. The non-transitory computer-readable storage medium of claim **17**, wherein the instructions further cause the one or more computing devices to:

convert at least a portion of the metadata to an API specification format accepted by the API gateway service of the service provider system to generate a converted API specification; and

wherein the API gateway service uses the converted API specification to create the second plurality of API endpoints.

* * * * *