METHODS FOR MAINTAINING THE INTEGRITY AND IDENTIFICATION OF A NUCLEIC ACID TEMPLATE IN A MULTIPLEX SEQUENCING REACTION

Related Application

The present application claims the benefit of and priority to U.S. provisional patent application serial number 61/426,817, filed December 23, 2010, the content of which is incorporated by reference herein in its entirety.

Field of the Invention

The invention generally relates to methods for maintaining the integrity and identification of a nucleic acid template in a multiplex sequencing reaction.

Background

Sequencing-by-synthesis involves template-dependent addition of nucleotides to a template/primer duplex. Nucleotide addition is mediated by a polymerase enzyme and added nucleotides may be labeled in order to facilitate their detection. Single molecule sequencing has been used to obtain high-throughput sequence information on individual DNA or RNA. The ability to multiplex samples, i.e., pool different patient samples, is important for decreasing costs and increasing the through-put of sequencing-by-synthesis platforms.

One issue that presents itself in a multiplex sequencing reaction is maintaining accurate identification of a sample throughout the sequencing process. Unfortunately, the sample preparation phase frequently introduces errors into the subsequent sequencing reaction. For example, template molecules may physically overlap on a substrate; and in some cases result in a detectable erroneous signal. In any sequencing process that requires high accuracy, such errors can have a significant impact on results. Next generation sequencing typically involves the generation of an in vitro library; arraying of nucleic acid templates into physically distinct locations on a solid support (and optional clonal amplification of the templates into spatially localized clusters); and the sequencing-by-synthesis reaction itself. Errors can occur during generation of the library, arraying and amplification steps that result in molecular overlap of different patient samples. For example, heteroduplexes, i.e., improper pairing of template

strands from different samples, may form during the amplification of the multiplexed samples. Molecular overlap during any of the first three steps in the process may lead to assigning sequencing data to the wrong patient sample. Other errors can be introduced due to incomplete amplification, stray labeled primers, and other sources that result in erroneous signal detection. In a single molecule sequencing protocol, such errors can have a significant affect on the results. Accordingly, methods for reducing or eliminating errors in such procedures are needed.

Summary

The invention generally provides methods for validating the results of a molecular detection assay and for enabling the detection of errors introduced in sample preparation. The invention is applicable to nucleic acid sequencing, protein detection, and other methods that involve precise measurement of the presence and/or amount of an analyte. The invention utilizes two or more identifiers that are uniquely associated with an analyte of interest, such that the identifiers will only be present when the analyte of interest is detected. In this way, false positive and/or false negative results are avoided by requiring concomitant detection of two or more independent markers associated with the analyte to be detected.

The invention is especially useful in multiplex next-generation sequencing applications in which errors can have a significant impact on results, but is also applicable across a broad range of detection assays, including protein detection assays. The invention is based upon using two or more identifiers, such as nucleic acid barcodes that are uniquely associated with an analyte to be detected. For example, in sequencing applications, a pair of barcodes are placed such that they flank the sequence of interest. The identifiers are unique to the sample, so that valid sequence data are confirmed by the presence of the pair of flanking identifiers. In contrast, template containing only one identifier or an incorrect pair (i.e., a pair or more of identifiers not associated with the same template) will be excluded from analysis. Thus, methods of the invention make it possible to determine whether the integrity of a sample was maintained during a multiplex sequencing reaction, and prevent the assigning of sequence data to the wrong sample.

In other applications, two or more nucleic acid tags are associated with a protein or other analyte of interest. Identification of the sequence tags confirms the accuracy of the detection of the protein. In this embodiment of the invention, a protein is captured by a binding agent, such as an antibody, that is coupled to at least two oligonucleotides of known sequence. The

identification of the captured protein is confirmed via sequencing of the tags that are uniquely associated with the binding agent. The presence of both sequence tags validates the capture of the target protein.

In protein detection, identifiers can also include detectable labels, antibodies, other proteins, including glycoproteins, vitamins, steroids, viral particles, and the like that bind specifically to a protein of interest. Detection of the identifiers validates that the protein of interest has been found.

In nucleic acid sequencing, preferred identifiers are nucleic acid barcodes. The barcodes can be of any appropriate length (e.g., from about 2 to about 50 nucleotides) and any number of barcode sequences can be used. Preferably, the barcodes are present in pairs that flank the template to be sequenced, or portions thereof. While the pair of barcodes associated with any given template is unique, individual barcode sequences can be used with multiple templates as long as no pair is used across two different samples. While it is possible, and may be preferred in some circumstances, to use more than two barcoded sequences or other identifiers, the invention will be exemplified using pairs of identifier molecules. In a preferred configuration, each template from a particular sample is associated with the same unique pair of barcode sequences. The pairs ideally flank the region of the template that is to be sequenced. Thus, the pairs can be contiguous with a region of interest or can be separated from the region of interest by spacers (which include intervening sequence in the template or inserted spacer sequence) or by naturally-occurring sequence. Other identifiers, such as nucleic acid binding proteins, optical labels, nucleotide analogs, and others known in the art can be used as identifiers according to the invention.

In certain aspects, methods of the invention involve obtaining a template nucleic acid, incorporating a pair of sequence identifiers into the template, and sequencing the template. Methods of the invention may further include directly or indirectly attaching the template to a substrate. The template may be amplified prior to attachment to the substrate or may be amplified on the substrate after it has been attached to the substrate. In particular embodiments, the template is amplified after it has been attached to the substrate. In other embodiments, the template is amplified before being attached to the substrate and is also subsequently amplified after it has been attached to the substrate.

Illumina Exhibit 1007, Page 3 of 420

Identifiers can be incorporated anywhere on a template. For example, a first identifier can be incorporated into a 5' end of the template and a second identifier can incorporated into a 3' end of the template. The first and second identifiers are designed such that each set of identifiers is correlated to a particular sample (e.g., material obtained from a particular patient or group of patients), allowing samples to be distinguished and/or validated. The first and second identifiers may be the same or different, so long as the combination is unique with respect to the sample or sub-sample that one seeks to distinguish and/or validate.

After identifiers have been incorporated into the template, the template is sequenced. Sequencing may be by any method known in the art. Sequencing-by-synthesis is a common technique used in next generation procedures and works well with the instant invention. However, other sequencing methods can be used, including sequence-by-ligation, sequencing-by-hybridization; gel-based techniques and others. In general, sequencing involves hybridizing a primer to a template to form a template/primer duplex, contacting the duplex with a polymerase in the presence of a detectably-labeled nucleotides under conditions that permit the polymerase to add nucleotides to the primer in a template-dependent manner. Signal from the detectable label is then used to identify the incorporated base and the steps are sequentially repeated in order to determine the linear order of nucleotides in the template. Exemplary detectable labels include radiolabels, florescent labels, enzymatic labels, etc. In particular embodiments, the detectable label may be an optically detectable label, such as a fluorescent label. Exemplary fluorescent labels include cyanine, rhodamine, fluorescien, coumarin, BODIPY, alexa, or conjugated multi-dyes.

Numerous techniques are known for detecting sequence and for identifying barcodes and some are exemplified below. However, the exact means for detecting and compiling sequence data does not affect the function of the invention described herein.

If the analyte to be detected is not a nucleic acid, the identifiers can still be nucleic acid barcodes that are associated with the analyte binding moiety. Sequencing of the barcodes then validates detection of the analyte (i.e., the presence of two or more barcodes in association with the binder must be detected in order to validate the detection). In protein detection, the idenfiers can also be part of the primary structure of the protein to be detected. In this embodiment, the amino acid sequence of the protein is determined (e.g., by mass spectrometry or Edman

degradation). The embedded amino acid sequence identifiers would have to be present in the amino acid sequence in order to validate the identity of the protein.

Brief Description of the Drawings

Figure 1 is a set of drawings showing how molecular overlap can lead to apparent high quality, but incorrect sequence data.

Figure 2 is a set of drawings depicting how methods of the invention allow one to detect, during analysis, whether the integrity of a patient's sample was maintained during a multiplex sequencing reaction.

Figure 3 is a graph showing that methods of the invention dramatically reduce false positives in a multiplex sequencing reaction.

Detailed Description

Methods of the invention relate to validating and maintaining the integrity of a nucleic acid template in a multiplex sequencing reaction. Methods of the invention involve obtaining a template nucleic acid, incorporating a pair of sequence identifiers into the template, and sequencing the template.

Reference is now made to Figure 1, which shows a set of drawings depicting one example of how molecular overlap can lead to apparent high quality, but incorrect sequence data. Panel 1 shows the pooling of nucleic acid libraries from two patient samples, A and B. Each template has a gene fragment from that patient (e.g., GA), and a molecular barcode specific to that patient (e.g., A). As shown in panel 1, nucleic acids from patient A's sample include a barcode A and a gene fragment GA, and nucleic acids from patient B's sample include nucleic a barcode B and a gene fragment GB.

Panel 2 shows that after pooling, the samples are then hybridized to primers at discrete locations on a flow cell. In this figure, the nucleic acid from patient A and the nucleic acid from patient B land within a cluster radius on the solid support. When the amplification process begins, primers attached to the solid support extend on each template. In one case (patient A's nucleic acid template), the primer extends across a full length of the template. In the other case (patient B's nucleic acid template), the primer partially extends, incorporating the sequence of

barcode B and common priming sequence, but not the gene fragment sequence GB from patient B's nucleic acid template.

Panel 3 shows an example of improper molecular overlap. After extension, the duplexes are denatured and re-annealed for another amplification cycle. This example shows improper molecular overlap via formation of a heteroduplex between patient A's nucleic acid template and patient B's nucleic acid template. In this example, strand *i* hybridizes to strand *ii*, forming a bridge. Barcode regions of each strand are not complementary, but the strands still hybridize because of the amount of common priming sequence on both sides of the barcode. Consequently, a polymerase will extend strand *ii*, copying patient A's gene fragment onto a strand containing patient B's barcode. A chimeric molecule has been formed.

Panel 4 shows the results of this molecular overlap. Strand *ii* contains the barcode for patient B but the gene fragment for patient A. During the sequencing process, patient A's sequence data will be improperly and incorrectly associated with patient B. If the chimeric molecule is formed early in the amplification process, it can dominate the cluster of amplification products, leading to a homogenous clonal chimeric cluster. During sequencing, this would give a high-quality signal, but the data will be assigned to the wrong sample because it has become associated with the wrong barcode.

Reference is now made to Figure 2, which shows a set of drawings depicting how methods of the invention allow one to detect, during analysis, whether the integrity of a patient's sample was maintained during a multiplex sequencing reaction. Panel 1 shows the pooling of nucleic acid libraries from two patient samples, A and B. Each template has a gene fragment from that patient (e.g., GA), and a pair of sequence identifiers (first and second) specific to that patient (e.g., A1 and A2).

The first and second identifiers are designed such that each set of identifiers is correlated to a particular patient, allowing patient samples to be distinguished. The first and second identifiers may be the same. Alternatively, the first and second identifiers may be different. In certain embodiments, the pair of identifiers are first and second barcode sequences that are attached to the template. The barcode sequences may be attached to the template such that a first barcode sequence is attached to a 5' end of the template and a second barcode sequence is attached to a 3' end of the template. The first and second barcode sequences may be the same, or they may be different.

In this figure, the sequence identifiers are pairs of barcode sequences. This figure also shows that the pair of barcode sequences are attached to the nucleic acid template at the 5' and the 3' ends of the template, such that the barcode sequences flank the gene fragment of each template. As shown in panel 1, the pool includes patient A's sample which is nucleic acid templates having barcode sequences A1 and A2 that flank gene fragment GA, and also includes patient B's sample which is nucleic acid templates having barcode sequences B1 and B2 and gene fragment GB.

Panel 2 shows that after pooling, the samples are then hybridized to primers at discrete locations on a flow cell. In this figure, the nucleic acid from patient A and the nucleic acid from patient B land within a cluster radius on the solid support. When the amplification process begins, primers attached to the solid support extend on each template. In one case (patient A's nucleic acid template), the primer extends across a full length of the template. In the other case (patient B's nucleic acid template), the primer partially extends, incorporating the sequence of barcode B2 and common priming sequence, but not the gene fragment sequence GB from patient B's nucleic acid template or the sequence of barcode B1.

Panel 3 shows an example of improper molecular overlap. After extension, the duplexes are denatured and re-annealed for another amplification cycle. This example shows improper molecular overlap via formation of a heteroduplex between patient A's nucleic acid template and patient B's nucleic acid template. In this example, strand *i* hybridizes to strand *ii*, forming a bridge. Barcode regions A2 and B2 of each strand are not complementary, but the strands still hybridize because of the amount of common priming sequence on both sides of the barcode. Consequently, a polymerase will extend strand *ii*, copying patient A's gene fragment. However, in the case of two barcodes, only one of patient B's barcodes (B2) will be contained in the copied strand. The other barcode will be one of patient A's barcode sequences (A1). Unlike the example in Figure 1, the chimeric molecule formed in this example includes one barcode sequence from patient A (A1) and one barcode sequence from patient B (B2).

Panel 4 shows the results of this molecular overlap. While strand *ii* contains the gene fragment for patient A, it contains only one of patient B's barcodes (B2). The other barcode will be one of patient A's barcode sequences (A1). While each barcode sequence on its own is a valid barcode sequence, taken together, the two barcode sequences do not form a valid barcode sequence pair. During the sequencing process, this would yield a high-quality signal, but during

data analysis the molecules would be recognized as invalid because the data contains an invalid barcode sequence pair, i.e., it is known that barcode sequence A1 should not be seen together with barcode sequence B2 and hence a crossover has occurred. Thus during analysis, it is determined that the integrity of the patient's sample was not maintained and the data can then be excluded from final analysis.

Figure 3 is a graph showing that methods of the invention dramatically reduce false positives in a multiplex sequencing reaction. Two sample preparation procedures were performed prior to conducting a sequencing reaction as described herein. In the first sample preparation, only a single barcode sequence was attached to template molecules from different samples prior to pooling and then sequencing. In the second sample preparation, two barcode sequences were attached to template molecules from different samples prior to pooling and then sequencing.

Data in Figure 3 show that with use of only a single barcode sequence per template molecule, molecular overlap can lead to apparent high quality, but incorrect sequence data (diamond points). A single barcode sequence was attached to nucleic acids from sample A and a different single barcode sequence was attached to nucleic acids from sample B. The barcoded templates from each sample (A and B) were then pooled. After pooling, the samples were then hybridized to primers at discrete locations on a flow cell. Without being limited by any particular theory or mechanism of action, the data in Figure 3 suggest that the nucleic acid from sample A and the nucleic acid from sample B landed within a cluster radius on the solid support. When the amplification process began, primers attached to the solid support extended on each template. In some instances, the primer partially extended, incorporating the sequence of barcode B and common priming sequence, but not the gene fragment sequence of sample B.

After extension, the duplexes were denatured and re-annealed for another amplification cycle. In certain cases, a heteroduplex between sample A's nucleic acid template and sample B's nucleic acid template was formed. The barcode regions of each strand were not complementary, but the strands still hybridized because of the amount of common priming sequence on both sides of the barcode. Consequently, a polymerase extended the strand copying sample A's gene fragment onto a strand containing sample B's barcode. A chimeric molecule was formed. During the sequencing process, sample A's sequence data improperly and incorrectly associated with sample B. Since the chimeric molecule was formed early in the amplification process, it

dominated the cluster of amplification products, leading to a homogenous clonal chimeric cluster. During sequencing, this gave a high-quality signal, but the data was assigned to the wrong sample because it had become associated with the wrong barcode. See Figure 3, diamond points.

Figure 3 also provides data showing that methods of the invention dramatically reduce false positives in a multiplex sequencing reaction (square points). A pair of barcode sequences (A1 and A2 and B1 and B2) were attached to nucleic acids from two different samples, samples A and B. The pair of barcode sequences were attached to the nucleic acid templates at the 5' and the 3' ends of each template, such that the barcode sequences flanked the gene fragment of each template.

The barcoded templates from each sample (A and B) were then pooled. After pooling, the samples were then hybridized to primers at discrete locations on a flow cell. Without being limited by any particular theory or mechanism of action, the data in Figure 3 suggest that the nucleic acid from sample A and the nucleic acid from sample B landed within a cluster radius on the solid support. When the amplification process began, primers attached to the solid support extended on each template. In certain instances, the primer partially extended, incorporating the sequence of barcode B2 and common priming sequence, but not the gene fragment sequence from sample B's nucleic acid template or the sequence of barcode B1.

After extension, the duplexes were denatured and re-annealed for another amplification cycle. In this example, template from sample A and template from sample B hybridized, forming a bridge. Barcode regions A2 and B2 of each strand were not complementary, but the strands still hybridized because of the amount of common priming sequence on both sides of the barcode. Consequently, a polymerase extended the strand, copying sample A's gene fragment. However, in the case of two barcodes, only one of sample B's barcodes (B2) was contained in the copied strand. The other barcode was one of sample A's barcode sequences (A1). Unlike the single barcode amplification reaction, the chimeric molecule formed in this amplification reaction included one barcode sequence from sample A (A1) and one barcode sequence from sample B (B2).

While each barcode sequence on its own was a valid barcode sequence, taken together, the two barcode sequences did not form a valid barcode sequence pair. During the sequencing process, this yielded a high-quality signal, but during data analysis the molecules were

recognized as invalid because the data contained an invalid barcode sequence pair, i.e., it was known that barcode sequence A1 should not be seen together with barcode sequence B2 and hence a crossover has occurred. Thus during analysis, it was determined that the integrity of the patient's sample was not maintained and the data was excluded from final analysis (square points in Figure 3). Thus, data herein show that methods of the invention dramatically reduce crossover rate. High crossover rate makes it more likely that false positives and/or false negatives will occur.

The following sections discuss general considerations for barcode sequences, attaching barcode sequences to nucleic acid templates, and nucleic acid sequencing, for example, template considerations, polymerases useful in sequencing-by-synthesis, choice of surfaces, reaction conditions, signal detection and analysis.

Nucleic Acid Templates

Nucleic acid templates include deoxyribonucleic acid (DNA) and/or ribonucleic acid (RNA). Nucleic acid templates can be synthetic or derived from naturally occurring sources, or may include both synthetic and natural sequence; and may include PCR product. In one embodiment, nucleic acid template molecules are isolated from a biological sample containing a variety of other components, such as proteins, lipids and non-template nucleic acids. Nucleic acid template molecules can be obtained from any cellular material, obtained from an animal, plant, bacterium, fungus, or any other cellular organism. Biological samples for use in the present invention include viral particles or preparations. Nucleic acid template molecules can be obtained directly from an organism or from a biological sample obtained from an organism, e.g., from blood, urine, cerebrospinal fluid, seminal fluid, saliva, sputum, stool and tissue. Any tissue or body fluid specimen may be used as a source for nucleic acid for use in the invention. Nucleic acid template molecules can also be isolated from cultured cells, such as a primary cell culture or a cell line. The cells or tissues from which template nucleic acids are obtained can be infected with a virus or other intracellular pathogen. A sample can also be total RNA extracted from a biological specimen, a cDNA library, viral, or genomic DNA.

Nucleic acid obtained from biological samples typically is fragmented to produce suitable fragments for analysis. In one embodiment, nucleic acid from a biological sample is fragmented by sonication. Nucleic acid template molecules can be obtained as described in U.S. Patent

Application Publication Number US2002/0190663 A1, published Oct. 9, 2003. Generally, nucleic acid can be extracted from a biological sample by a variety of techniques such as those described by Maniatis, et al., Molecular Cloning: A Laboratory Manual, Cold Spring Harbor, N.Y., pp. 280-281 (1982). Generally, individual nucleic acid template molecules can be from about 1 base to about 20 kb. Nucleic acid molecules may be single-stranded, double-stranded, or double-stranded with single-stranded regions (for example, stem- and loop-structures).

A biological sample as described herein may be homogenized or fractionated in the presence of a detergent or surfactant. The concentration of the detergent in the buffer may be about 0.05% to about 10.0%. The concentration of the detergent can be up to an amount where the detergent remains soluble in the solution. In a preferred embodiment, the concentration of the detergent is between 0.1% to about 2%. The detergent, particularly a mild one that is nondenaturing, can act to solubilize the sample. Detergents may be ionic or nonionic. Examples of nonionic detergents include triton, such as the Triton® X series (Triton® X-100 t-Oct-C_6H_4-$(OCH_2\text{-}CH_2)_xOH$, x=9-10, Triton® X-100R, Triton® X-114 x=7-8), octyl glucoside, polyoxyethylene(9)dodecyl ether, digitonin, IGEPAL® CA630 octylphenyl polyethylene glycol, n-octyl-beta-D-glucopyranoside (betaOG), n-dodecyl-beta, Tween® 20 polyethylene glycol sorbitan monolaurate, Tween® 80 polyethylene glycol sorbitan monooleate, polidocanol, n-dodecyl beta-D-maltoside (DDM), NP-40 nonylphenyl polyethylene glycol, C12E8 (octaethylene glycol n-dodecyl monoether), hexaethyleneglycol mono-n-tetradecyl ether (C14EO6), octyl-beta-thioglucopyranoside (octyl thioglucoside, OTG), Emulgen, and polyoxyethylene 10 lauryl ether (C12E10). Examples of ionic detergents (anionic or cationic) include deoxycholate, sodium dodecyl sulfate (SDS), N-lauroylsarcosine, and cetyltrimethylammoniumbromide (CTAB). A zwitterionic reagent may also be used in the purification schemes of the present invention, such as Chaps, zwitterion 3-14, and 3-[(3-cholamidopropyl)dimethylammonio]-1-propanesulf-onate. It is contemplated also that urea may be added with or without another detergent or surfactant.

Lysis or homogenization solutions may further contain other agents, such as reducing agents. Examples of such reducing agents include dithiothreitol (DTT), .beta.-mercaptoethanol, DTE, GSH, cysteine, cysteamine, tricarboxyethyl phosphine (TCEP), or salts of sulfurous acid.

Barcode Sequences

In certain embodiments, the sequence identifiers are barcode sequences that are attached to or incorporated into a nucleic acid template. The barcode sequences may be attached to the template such that a first barcode sequence is attached to a 5' end of the template and a second barcode sequence is attached to a 3' end of the template. The first and second barcode sequences may be the same, or they may be different. Barcode sequence may be incorporated into a contiguous region of a template that includes the target to be sequenced.

Exemplary methods for designing sets of barcode sequences and other methods for attaching barcode sequences are shown in U.S. paten numbers 6,138,077; 6,352,828; 5,636,400; 6,172,214; 6235,475; 7,393,665; 7,544,473; 5,846,719; 5,695,934; 5,604,097; 6,150,516; RE39,793; 7,537,897; 6172,218; and 5,863,722, the content of each of which is incorporated by reference herein in its entirety.

The barcode sequence generally includes certain features that make the sequence useful in sequencing reactions. For example the barcode sequences can be designed to have minimal or no homopolymer regions, i.e., 2 or more of the same base in a row such as AA or CCC, within the barcode sequence. The barcode sequences can also be designed so that they do not overlap the target region to be sequence or contain a sequence that is identical to the target.

The first and second barcode sequences are designed such that each pair of sequences is correlated to a particular sample, allowing samples to be distinguished and validated. Methods of designing sets of barcode sequences is shown for example in Brenner et al. (U.S. patent number 6,235,475), the contents of which are incorporated by reference herein in their entirety. In certain embodiments, the barcode sequences range from about 2 nucleotides to about 50; and preferably from about 4 to about 20 nucleotides. Since the barcode sequence is sequenced along with the template nucleic acid or may be sequenced in a separate read, the oligonucleotide length should be of minimal length so as to permit the longest read from the template nucleic acid attached. Generally, the barcode sequences are spaced from the template nucleic acid molecule by at least one base.

Methods of the invention involve attaching the barcode sequences to the template nucleic acids. Template nucleic acids are able to be fragmented or sheared to desired length, e.g. generally from 100 to 500 bases or longer, using a variety of mechanical, chemical and/or enzymatic methods. DNA may be randomly sheared via sonication, exposed to a DNase or one or more restriction enzymes, a transposase, or nicking enzyme. RNA may be fragmented by

brief exposure to an RNase, heat plus magnesium, or by shearing. The RNA may be converted to cDNA before or after fragmentation.

Barcode sequence is integrated with template using methods known in the art. Barcode sequence is integrated with template using, for example, a ligase, a polymerase, Topo cloning (e.g., Invitrogen's topoisomerase vector cloning system using a topoisomerase enzyme), or chemical ligation or conjugation. The ligase may be any enzyme capable of ligating an oligonucleotide (RNA or DNA) to the template nucleic acid molecule. Suitable ligases include T4 DNA ligase and T4 RNA ligase (such ligases are available commercially, from New England Biolabs). Methods for using ligases are well known in the art. The polymerase may be any enzyme capable of adding nucleotides to the 3' and the 5' terminus of template nucleic acid molecules. Barcode sequence can be incorporated via a PCR reaction as part of the PCR primer.

The ligation may be blunt ended or via use of over hanging ends. In certain embodiments, following fragmentation, the ends of the fragments may be repaired, trimmed (e.g. using an exonuclease), or filled (e.g., using a polymerase and dNTPs), to form blunt ends. Upon generating blunt ends, the ends may be treated with a polymerase and dATP to form a template independent addition to the 3'-end and the 5-end of the fragments, thus producing a single A overhanging. This single A is used to guide ligation of fragments with a single T overhanging from the 5'-end in a method referred to as T-A cloning.

Alternatively, because the possible combination of overhangs left by the restriction enzymes are known after a restriction digestion, the ends may be left as is, i.e., ragged ends. In certain embodiments double stranded oligonucleotides with complementary over hanging ends are used.

Surface Attachment

Methods of the invention may involve attaching or immobilizing barcoded nucleic acid templates to solid supports. Such methods are described for example in Sabot et al. (U.S. patent application number 2009/0226975), Adessi et al. (U.S. patent number 7,115,400), and Kawashima et al. (U.S. patent application number 2005/0100900), the content of each of which is incorporated by reference herein in its entirety.

The term immobilized as used herein is intended to encompass direct or indirect attachment to a solid support via covalent or non-covalent bond(s). In certain embodiments of

the invention, covalent attachment may be used, but generally all that is required is that template remain immobilized on the support. Typically oligonucleotides are immobilized such that a 3' end is available for enzymatic extension and at least a portion of the sequence is capable of hybridizing to a complementary sequence. Immobilization can occur via hybridization to a surface attached oligonucleotide. Alternatively, immobilization can occur by means other than base-pairing hybridization, such as the covalent attachment set forth above.

Substrates or supports for use in the invention include, but are not limited to, latex beads, dextran beads, polystyrene surfaces, polypropylene surfaces, polyacrylamide gel, gold surfaces, glass surfaces and silicon wafers. In certain embodiments, the solid support may include an inert substrate or matrix that has been functionalized, for example by the application of a layer or coating of an intermediate material including reactive groups that permit covalent attachment to molecules such as polynucleotides.

Amplification

In certain embodiments, methods of the invention involve amplifying barcoded nucleic acid templates prior to sequencing the templates. Such methods are described for example in Sabot et al. (U.S. patent application number 2009/0226975), Adessi et al. (U.S. patent number 7,115,400), and Kawashima et al. (U.S. patent application number 2005/0100900), the content of each of which is incorporated by reference herein in its entirety.

Primer oligonucleotides or amplification sequences are polynucleotide sequences that are capable of annealing specifically to a single stranded polynucleotide sequence to be amplified under conditions encountered in a primer annealing step of an amplification reaction. Generally, the terms nucleic acid, polynucleotide and oligonucleotide are used interchangeably herein. The different terms are not intended to denote any particular difference in size, sequence, or other property unless specifically indicated otherwise. For clarity of description the terms may be used to distinguish one species of molecule from another when describing a particular method or composition that includes several molecular species.

Primers may additionally include non-nucleotide chemical modifications, for example to facilitate covalent attachment of the primer to a solid support. Certain chemical modifications may themselves improve the function of the molecule as a primer or may provide some other useful functionality, such as providing a cleavage site that enables the primer (or an extended

polynucleotide strand derived therefrom) to be cleaved from a solid support. Useful chemical modifications can also provide reversible modifications that prevent hybridization or extension of the primer until the modification is removed or reversed. Similarly, other molecules attached to a surface in accordance with the invention can include cleavable linker moieties and or reversible modifications that alter a particular chemical activity of function of the molecule.

A plurality of oligonucleotides used in the methods set forth herein can include species that function as capture oligonucleotides. The capture oligonucleotides may include a template specific portion, namely a sequence of nucleotides capable of annealing to a primer binding sequence in a single stranded polynucleotide molecule of interest such as one that is to be amplified. The primer binding sequences will generally be of known sequence and will therefore be complementary to a region of known sequence of the single stranded polynucleotide molecule. The capture oligonucleotides may include a capture sequence and an amplification sequence. For example, a capture oligonucleotide may be of greater length than amplification primers that are attached to the same substrate, in which case the 5' end of the capture sequences may comprise a region with the same sequence as one of the amplification primers. A portion of a template, such as the 3' end of the template, may be complementary to the 3' of the capture sequences. The 5' end of the template may contain a region that comprises a sequence identical to one of the amplification primers such that upon copying the template, the copy can hybridize to the immobilized amplification primer. Thus, an oligonucleotide species that is useful in the methods set forth herein can have a capture sequence, an amplification sequence or both. Conversely, an oligonucleotide species can lack a capture sequence, an amplification sequence or both. In this way the hybridization specificity of an oligonucleotide species can be tailored for a particular application of the methods.

The length of primer binding sequences need not be the same as those of known sequences of polynucleotide template molecules and may be shorter, being particularly 16-50 nucleotides, more particularly 16-40 nucleotides and yet more particularly 20-30 nucleotides in length. The desired length of the primer oligonucleotides will depend upon a number of factors. However, the primers are typically long (complex) enough so that the likelihood of annealing to sequences other than the primer binding sequence is very low. Accordingly, known sequences that flank a template sequence can include a primer binding portion and other portions such as a capture sequence, barcode sequence or combination thereof.

In certain embodiments of the invention, amplification primers for solid phase amplification are immobilized by covalent attachment to the solid support at or near the 5' end of the primer, such that a portion of the primer is free to anneal to its cognate template and the 3' hydroxyl group is free to function in primer extension.

The chosen attachment chemistry will typically depend on the nature of the solid support and any functionalization or derivatization applied to it. In the case of nucleic acid embodiments, the primer itself may include a moiety which may be a non-nucleotide chemical modification to facilitate attachment. For example, the primer may include a sulfur containing nucleophile such as a phosphorothioate or thiophosphate at the 5' end. In the case of solid supported polyacrylamide hydrogels, this nucleophile may bind to a bromoacetamide group present in the hydrogel. In one embodiment, the means of attaching primers to the solid support is via St phosphorothioate attachment to a hydrogel comprised of polymerized acrylamide and N-(5-bromoacetamidylpentyl) acrylamide (BRAPA).

A uniform, homogeneously distributed lawn of immobilized oligonucleotides may be formed by coupling (grafting) a solution of oligonucleotide species onto the solid support. The solution can contain a homogenous population of oligonucleotides but will typically contain a mixture of different oligonucleotide species. The mixture can include, for example, at least two, three or more different species of oligonucleotide. Each surface that is exposed to the solution therefore reacts with the solution to create a uniform density of immobilized sequences over the whole of the exposed solid support. As such, a portion of the surface having a mixture of different immobilized sequences can be surrounded by an area of the surface having a mixture of the same immobilized sequences. A suitable density of amplification oligonucleotides is at least 1 fmol/mm^2 (6 x 10^{10} per cm^2), or more optimally at least 10 fmol/mm^2 (6 x 10^{11} per cm^2). The density of the capture oligonucleotides can be controlled to give an optimum cluster density of 10^6 - 10^9 clusters per cm^2 and optimum cluster brightness. The ratio of capture oligonucleotide species to the amplification oligonucleotide species can be any desired value including, but not limited to at least 1:100, 1:1000 or 1:100000 depending on the desired cluster density and brightness. Similar densities or ratios of other molecular species can be used in embodiments where molecules other than nucleic acids are attached to a surface.

In a particular embodiment, for each cluster of template molecules, a complementary copy of a single stranded polynucleotide template molecule is attached to the solid support by

hybridization. Methods of hybridization for formation of stable duplexes between complementary sequences by way of Watson-Crick base-pairing are known in the art. The immobilized capture oligonucleotides can include a region of sequence that is complementary to a region or template specific portion of the single stranded template polynucleotide molecule. An extension reaction may then be carried out in which the capture sequence is extended by sequential addition of nucleotides to generate a complementary copy of the single stranded polynucleotide sequence attached to the solid support via the capture oligonucleotide. The single stranded polynucleotide sequence not immobilized to the support may be separated from the complementary sequence under denaturing conditions and removed, for example by washing.

The terms separate and separating, when used in reference to strands of a nucleic acid, refer to the physical dissociation of the DNA bases that interact within for example, a Watson-Crick DNA-duplex of the single stranded polynucleotide sequence and its complement. The terms also refer to the physical separation of these strands. Thus, the term can refer to the process of creating a situation wherein annealing of another primer oligonucleotide or polynucleotide sequence to one of the strands of a duplex becomes possible. After the first extension reaction, the duplex is immobilized through a single 5' attachment, and hence strand separation can result in loss of one of the strands from the surface. In cases where both strands of the duplex are immobilized, separation of the strands means that the duplex is converted into two immobilized single strands.

In one aspect of the invention, one or more of the amplification primers can be modified to prevent hybridization of a region or template specific portion of the single stranded polynucleotide molecule. Alternatively or additionally, one or more of the amplification primers may be modified to prevent extension of the primer during one or more extension reactions, thus preventing copying of the hybridized templates. These modifications can be temporary or permanent.

Generally, the capture sequences will include a region of the same sequence as the plurality of amplification oligonucleotides. Once the 3' end of the extended immobilized template copy has hybridized to one of the amplification primers and been extended, the resulting duplex will be immobilized at both ends and all of the bases in the capture oligonucleotide sequence will have been copied. Thus the capture oligonucleotide may include both the amplification primer sequence, plus a further sequence that is complementary to the end

of the template. Typically the sequence complementary to the end of the template will not be present in any of the amplification primers. Alternatively, the amplification primers can contain the sequences complementary to the ends of the single stranded templates, but the amplification primers can be reversibly blocked to prevent hybridization and/or extension during one or more extension step, such as a first extension step in a particular amplification process.

According to one aspect of the invention, one or more of the amplification primers may include a modification that acts as a reversible block to either template hybridization or extension or both. By way of non-limiting example, such modifications can be presence of an additional sequence of nucleotides that is complementary to the amplification primer. This additional sequence can be present in a portion of the amplification primer and thus acts as an intramolecular hairpin duplex, or a 3' blocking group that prevents extension of the primer. Alternatively, the additional sequence can be found on a separate oligonucleotide that hybridizes to the amplification primer. A particular feature of such a modification is that it can be removed, altered or reversed such that the functionality of the modified primer oligonucleotide is restored and the primer is able to undergo hybridization and extension during later steps of the methods. Among other examples, the blocking group may be a small chemical species such as a 3' phosphate moiety that can be removed enzymatically, may be an a basic nucleotide such that the 3' end of the primer is not capable of hybridization (and thereby extension), or may be a sequence of nucleotides that can be selectively excised from the immobilized strands, for example, using restriction endonucleases that selectively cleave particular sequences or deglycosylases that selectively cleave oligonucleotides having exogenous bases such as uracil deoxyribonucleotides or 8-oxoguanine.

In one embodiment a plurality of three types of oligonucleotides (for example comprising capture sequences, forward and reverse primers) are immobilized to a solid support. Alternatively the three oligonucleotides may be forward amplification, blocked forward amplification and reverse amplification, where the unblocked forward primer acts as the capture sequence.

The single stranded polynucleotide molecules may have originated in single-stranded form, as DNA or RNA or may have originated in double-stranded DNA (dsDNA) form (e.g. genomic DNA fragments, PCR and amplification products and the like). Thus a single stranded polynucleotide may be the sense or antisense strand of a polynucleotide duplex. Methods of

preparation of single stranded polynucleotide molecules suitable for use in the method of the invention using standard techniques are well known in the art. The precise sequence of the primary polynucleotide molecules may be known or unknown during different steps of the methods set forth herein. It will be understood that a double stranded polynucleotide molecule can be hybridized to an immobilized capture oligonucleotide as exemplified herein for single stranded polynucleotide molecules, so long as a single stranded region of the double stranded polynucleotide is available and at least partially complementary to the capture oligonucleotide sequence.

An exemplary method for the isolation of one strand of a double stranded molecular construct is described herein. A sample of unknown sequence may be fragmented and have barcode sequences attached at both ends of the fragment. Adapters are then attached to the ends of each fragment. One strand of the adapters may contain a moiety for surface immobilization, for example a biotin that can be captured onto a streptavidin surface. The adapters may be mismatch adapters, for example as described in co-pending application US 2007/0128624, the contents of which are incorporated herein by reference in their entirety. Amplification of the mismatch or forked adapters using a pair of amplification primers, one of which carries a biotin modification means that one strand of each duplex carries a biotin modification. Immobilization of the strands onto a streptavidin surface means that the non-biotinylated strand can be eluted simply by denaturation/strand separation. The eluted constructs will be in single stranded form and upon exposure to hybridization conditions can be used to hybridize against the immobilized capture sequences which can be extended.

In a particular embodiment, the single stranded polynucleotide molecules are DNA molecules. More particularly, the single stranded polynucleotide molecules represent genomic DNA molecules, or amplicons thereof, which include both intron and exon sequence (coding sequence), as well as non-coding regulatory sequences such as promoter and enhancer sequences. Still yet more particularly, the single stranded polynucleotide molecules are human genomic DNA molecules, or amplicons thereof.

In a particular embodiment, a single stranded target polynucleotide molecule has at least two regions of known sequence. Yet more particularly, the 5' and 3' termini of the single stranded polynucleotide molecule will have the regions of known sequence such that the single stranded polynucleotide molecule will be of the structure:

5'[known sequence I]-[barcode sequence]-[known sequence II]-[target polynucleotide sequence]-[known sequence III]-[barcode sequence]-[known sequence IV]-3'

Typically "known sequence I", "known sequence II", "known sequence III", and "known sequence IV" will consist of more than 20, or more than 40, or more than 50, or more than 100, or more than 300 consecutive nucleotides. The precise length of the four sequences may or may not be identical. The primer binding sequences generally will be of known sequence and will therefore particularly be complementary to a sequence within “"known sequence I", "known sequence II", "known sequence III", and "known sequence IV" of the single stranded polynucleotide molecule. The length of the primer binding sequences need not be the same as those of known sequence I-IV, and may be shorter, being particularly 16-50 nucleotides, more particularly 16-40 nucleotides and yet more particularly 20-30 nucleotides in length. Known sequences I-IV can be the same or different for each other.

Methods of hybridization for formation of stable duplexes between complementary sequences by way of Watson-Crick base pairing are known in the art. A region or part of the single stranded polynucleotide template molecules can be complementary to at least a part of the immobilized capture sequence oligonucleotides. Since the amplification oligonucleotides are either modified to prevent hybridization and/or extension, or are non-complementary to the known ends of the template strands, only the capture sequences will be capable of hybridization and extension. An extension reaction may then be carried out wherein the capture sequence primer is extended by sequential addition of nucleotides to generate a complementary copy of the single stranded template polynucleotide attached to the solid support via the capture sequence oligonucleotide. The single stranded template polynucleotide sequence not immobilized to the support may be separated from the complementary sequence under denaturing conditions and removed, for example by washing. The distance between the individual capture sequence oligonucleotides on the surface therefore controls the density of the single stranded template polynucleotides and hence the density of clusters formed later on the surface is also controlled.

In certain embodiments in which the modified forward primer oligonucleotides are blocked and are unable to be extended, generally all of the amplification primer oligonucleotides

will hybridize to the single stranded template polynucleotides. When the extension reaction is carried out only the unmodified forward capture primer oligonucleotides are extended by sequential addition of nucleotides to generate a complementary copy of the single stranded template polynucleotide attached to the solid support via the unmodified forward primer oligonucleotide. The single stranded template polynucleotide sequences not hybridized to the support may be separated from the un-extended blocked forward primer oligonucleotides under denaturing conditions and removed, for example by washing with a chemical denaturant such as formamide. The distance between the individual unmodified forward primer oligonucleotides on the surface therefore controls the density of the single stranded template polynucleotides and hence the density of clusters formed later on the surface is also controlled.

Following the attachment of the complementary single stranded template polynucleotides, the modified/blocked primers can be treated to reverse, remove or alter the modification such that they become functionally equivalent to the unmodified forward primer oligonucleotides. For example, the double stranded structure may be removed either by denaturation, for example by heating or treatment with an alkaline solution when it is formed by a separate hybridized polynucleotide. Alternatively, where the hybridized polynucleotide is covalently linked, enzymatic digestion could be used to sequence-selectively cleave the strand, followed by denaturation. Such methods for removing the double stranded structure are known in the art and would be apparent to the skilled person (Sambrook and Russell, Molecular Cloning, A Laboratory Manual, third edition, Cold Spring Harbor Laboratory Press (2001)).

In one embodiment of the invention, the single stranded template polynucleotide molecule can be attached to the solid support by ligation to double stranded primers immobilized to the solid support using ligation methods known in the art (Sambrook and Russell, supra). Such methods utilize ligase enzymes such as DNA ligase to effect or catalyze the joining of the ends of the two polynucleotide strands, in this case, the single stranded template polynucleotide molecule and the primer oligonucleotide ligate such that covalent linkages are formed. In this context "joining" means covalent linkage of two polynucleotide strands that were not previously covalently linked. Thus, an aim of the invention can also be achieved by modifying the 3' end of a subset of primer oligonucleotides such that they are unable to ligate to the single stranded template polynucleotides. By way of non-limiting example, the addition of 2'3'dideoxy AMP (dideoxyAMP) by the enzyme terminal deoxynucleotidyl transferase (TdT) effectively prevents

T4 DNA ligase from ligating treated molecules together.

An alternative method would be to have the capture sequences as duplex strands and the amplification sequences as single strands. Upon ligation of the single strands to the capture duplexes (which would be the only immobilized species carrying a free 5' phosphate) the 3' end of the immobilized strand can be extended as described above. Upon denaturation of the hybridized template sequence, amplification of the immobilized strand can proceed as described. Other such methods for attaching single strands will be apparent to others skilled in the art.

In a next step according to particular embodiments of the present invention, suitable conditions are applied to the immobilized single stranded polynucleotide molecule and the plurality of amplification primer oligonucleotides such that the single stranded polynucleotide molecule hybridizes to an amplification primer oligonucleotide to form a complex in the form of a bridge structure. Suitable conditions such as neutralizing and/or hybridizing buffers are well known in the art (See Sambrook et al., supra; Ausubel et al., Current Protocols in Molecular Biology, John Wiley and Sons, Baltimore, Md. (1998)). The neutralising and/or hybridising buffer may then be removed.

Next by applying suitable conditions for extension an extension reaction is performed. The primer oligonucleotide of the complex is extended by sequential addition of nucleotides to generate an extension product complimentary to the single stranded polynucleotide molecule. The resulting duplex is immobilized at both 5' ends such that each strand is immobilized.

Suitable conditions such as extension buffers/solutions comprising an enzyme with polymerase activity are well known in the art (See Sambrook et al., supra; Ausubel et al. supra). In a particular embodiment dNTP's may be included in the extension buffer. In a further embodiment dNTP's could be added prior to the extension buffer. This bridge amplification technique can be carried out as described, for example, in Adessi et al. (U.S. patent number 7,115,400), and Kawashima et al. (U.S. patent application number 2005/0100900), the contents of which are incorporated herein by reference.

Examples of enzymes with polymerase activity which can be used in the present invention are DNA polymerase (Klenow fragment, T4 DNA polymerase), heat-stable DNA polymerases from a variety of thermostable bacteria (such as Taq, VENT, Pfu, or Tfl DNA polymerases) as well as their genetically modified derivatives (TaqGold, VENTexo, or Pfu exo). A combination of RNA polymerase and reverse transcriptase can also be used to generate the

extension products. Particularly the enzyme has strand displacement activity, more particularly the enzyme will be active at a pH of about 7 to about 9, particularly pH 7.9 to pH 8+, yet more particularly the enzymes are Est or Klenow.

The nucleoside triphosphate molecules used are typically deoxyribonucleotide triphosphates, for example dATP, dTTP, dCTP, dGTP, or are ribonucleoside triphosphates for example ATP, UTP, CTP, GTP, The nucleoside triphosphate molecules may be naturally or non-naturally occurring.

After the hybridization and extension steps, the support and attached nucleic acids can be subjected to denaturation conditions. A flow cell can be used such that, the extension buffer is generally removed by the influx of the denaturing buffer. Suitable denaturing buffers are well known in the art (See Sambrook et al., supra; Ausubel et al. supra). By way of example it is known that alterations in pH and low ionic strength solutions can denature nucleic acids at substantially isothermal temperatures. Formamide and urea form new hydrogen bonds with the bases of nucleic acids disrupting hydrogen bonds that lead to Watson-Crick base pairing. In a particular embodiment the concentration of formamide is 50% or more. These result in single stranded nucleic acid molecules. If desired, the strands may be separated by treatment with a solution of very low salt (for example less than 0.01 M cationic conditions) and high pH (>12) or by using a chaotropic salt (e.g. guanidinium hydrochloride). In a particular embodiment a strong base is used. A strong base is a basic chemical compound that is able to deprotonate very weak acids in an acid base reaction. The strength of a base is indicated by its pK.sub.b value, compounds with a pK_b value of less than about 1 are called strong bases and are well known to one skilled in the art. In a particular embodiment the strong base is Sodium Hydroxide (NaOH) solution used at a concentration of from 0.05 M to 0.25 M, particularly 0.1 M.

Following the hybridization, extension and denaturation steps exemplified above, two immobilized nucleic acids will be present, the first being the first template single stranded polynucleotide molecule (that was initially immobilized) and the second being a nucleic acid complementary thereto, extending from one of the immobilized primer oligonucleotides. Both the original immobilized single stranded polynucleotide molecule and the immobilized extended primer oligonucleotide formed are then able to initiate further rounds of amplification by subjecting the support to further cycles of hybridization, extension and denaturation.

It may be advantageous to perform optional washing steps in between each step of the

amplification method. For example an extension buffer without polymerase enzyme with or without dNTP's could be applied to the solid support before being removed and replaced with the full extension buffer.

Such further rounds of amplification can be used to produce a nucleic acid colony or cluster comprising multiple immobilized copies of the single stranded polynucleotide sequence and its complementary sequence.

The initial immobilization of the single stranded polynucleotide molecule means that the single stranded polynucleotide molecule can hybridize with primer oligonucleotides located at a distance within the total length of the single stranded polynucleotide molecule. Other surface bound primers that are out of reach will not hybridize to the polynucleotide. Thus the boundary of the nucleic acid colony or cluster formed is limited to a relatively local area surrounding the location in which the initial single stranded polynucleotide molecule was immobilized.

Once more copies of the single stranded polynucleotide molecule and its complement have been synthesized by carrying out further rounds of amplification, i.e. further rounds of hybridization, extension and denaturation, then the boundary of the nucleic acid colony or cluster being generated will be able to be extended further, although the boundary of the colony formed is still limited to a relatively local area around the location in which the initial single stranded polynucleotide molecule was immobilized. For example the size of each amplified cluster may be 0.5-5 microns.

It can thus be seen that the method of the present invention allows the generation of a plurality of nucleic acid colonies from multiple single immobilized single stranded polynucleotide molecules and that the density of these colonies can be controlled by altering the proportions of modified capture/amplification oligonucleotides used to graft the surface of the solid support.

In one embodiment, the hybridization, extension and denaturation steps are all carried out at the same, substantially isothermal temperature. For example the temperature is from 37°C to about 75°C, particularly from 50°C to 70°C, yet more particularly from 60°C to 65°C. In a particular embodiment the substantially isothermal temperature may be the optimal temperature for the desired polymerase.

In a particular aspect, the method according to the first aspect of the invention is used to prepare clustered arrays of nucleic acid colonies, analogous to those described in U.S. Pat. No.

7,115,400, US 2005/0100900 A1, WO 00/18957 and WO 98/44151 (the contents of which are herein incorporated by reference), by solid-phase amplification.

In yet another aspect more than one capture sequences and more than two amplification sequences, for example, at least three or four or more, different amplification primer sequences may be grafted to the solid support. In this manner more than one library, with common sequences which differ between the libraries, could be utilized to prepare clusters, such as, for example libraries prepared from two different patients. Whilst the cluster may overlap in space, they would be able to be sequenced one after the other due to the differences between the ends of the templates. For example, two different samples can be captured using two different capture sequences. These can be amplified from the same two amplification primers. The samples can be differentiated due to the two different capture sequences, which can be used as the sites for hybridization of two different sequencing primers. The use of different capture sequences thereby gives rise to a method of sample indexing using different sequencing primers.

Clustered arrays formed by the methods of the invention are suitable for use in applications usually carried out on ordered arrays such as micro-arrays. Such applications by way of non-limiting example include hybridization analysis, gene expression analysis, protein binding analysis, sequencing, genotyping, nucleic acid methylation analysis and the like. The clustered array may be sequenced before being used for downstream applications such as, for example, hybridization with fluorescent RNA or binding studies using fluorescent labelled proteins.

Sequencing Methods

The invention also encompasses methods of sequencing amplified nucleic acids generated by solid-phase amplification. Thus, the invention provides a method of nucleic acid sequencing comprising amplifying a pool of nucleic acid templates using solid-phase amplification as described above and carrying out a nucleic acid sequencing reaction to determine the sequence of the whole or a part of at least one amplified nucleic acid strand produced in the solid-phase amplification reaction.

Sequencing can be carried out using any suitable sequencing technique. A particularly useful method is one wherein nucleotides are added successively to a free 3’ hydroxyl group, resulting in synthesis of a polynucleotide chain in the 5' to 3' direction. The nature of the

nucleotide added may be determined after each nucleotide addition or at the end of the sequencing process. Sequencing techniques using sequencing by ligation, wherein not every contiguous base is sequenced, and techniques such as massively parallel signature sequencing (MPSS) where bases are removed from, rather than added to the strands on the surface are also within the scope of the invention.

The initiation point for the sequencing reaction may be provided by annealing of a sequencing primer to a product of the solid-phase amplification reaction. In this connection, one or both of the adaptors added during formation of the template library may include a nucleotide sequence which permits annealing of a sequencing primer to amplified products derived by whole genome or solid-phase amplification of the template library.

The products of solid-phase amplification reactions wherein both forward and reverse amplification primers are covalently immobilized on the solid surface are so-called bridged structures formed by annealing of pairs of immobilized polynucleotide strands and immobilized complementary strands, both strands being attached to the solid support at the 5' end. Arrays comprised of such bridged structures provide inefficient templates for typical nucleic acid sequencing techniques, since hybridization of a conventional sequencing primer to one of the immobilized strands is not favored compared to annealing of this strand to its immobilized complementary strand under standard conditions for hybridization.

In order to provide more suitable templates for nucleic acid sequencing, it may be advantageous to remove or displace substantially all or at least a portion of one of the immobilized strands in the bridged structure in order to generate a template which is at least partially single-stranded. The portion of the template which is single-stranded will thus be available for hybridization to a sequencing primer. The process of removing all or a portion of one immobilized strand in a `bridged` double-stranded nucleic acid structure may be referred to herein as linearization, and is described in further detail in WO07010251, the contents of which are incorporated herein by reference in their entirety.

Bridged template structures may be linearized by cleavage of one or both strands with a restriction endonuclease or by cleavage of one strand with a nicking endonuclease. Other methods of cleavage can be used as an alternative to restriction enzymes or nicking enzymes, including inter alia chemical cleavage (e.g. cleavage of a diol linkage with periodate), cleavage of abasic sites by cleavage with endonuclease (for example `USER`, as supplied by NEB, part

number M5505S), or by exposure to heat or alkali, cleavage of ribonucleotides incorporated into amplification products otherwise comprised of deoxyribonucleotides, photochemical cleavage or cleavage of a peptide linker.

Following the cleavage step, regardless of the method used for cleavage, the product of the cleavage reaction may be subjected to denaturing conditions in order to remove the portion(s) of the cleaved strand(s) that are not attached to the solid support. Suitable denaturing conditions, for example sodium hydroxide solution, formamide solution or heat, will be apparent to the skilled reader with reference to standard molecular biology protocols (Sambrook et al., supra; Ausubel et al. supra). Denaturation results in the production of a sequencing template which is partially or substantially single-stranded. A sequencing reaction may then be initiated by hybridization of a sequencing primer to the single-stranded portion of the template.

Thus, the invention encompasses methods wherein the nucleic acid sequencing reaction comprises hybridizing a sequencing primer to a single-stranded region of a linearized amplification product, sequentially incorporating one or more nucleotides into a polynucleotide strand complementary to the region of amplified template strand to be sequenced, identifying the base present in one or more of the incorporated nucleotide(s) and thereby determining the sequence of a region of the template strand.

One sequencing method which can be used in accordance with the invention relies on the use of modified nucleotides having removable 3' blocks, for example as described in WO04018497, US 2007/0166705A1 and U.S. Pat. No. 7,057,026, the contents of which are incorporated herein by reference in their entirety. Once the modified nucleotide has been incorporated into the growing polynucleotide chain complementary to the region of the template being sequenced there is no free 3'-OH group available to direct further sequence extension and therefore the polymerase can not add further nucleotides. Once the nature of the base incorporated into the growing chain has been determined, the 3' block may be removed to allow addition of the next successive nucleotide. By ordering the products derived using these modified nucleotides, it is possible to deduce the DNA sequence of the DNA template. Such reactions can be done in a single experiment if each of the modified nucleotides has a different label attached thereto, known to correspond to the particular base, to facilitate discrimination between the bases added during each incorporation step. Alternatively, a separate reaction may be carried out containing each of the modified nucleotides separately.

The modified nucleotides may carry a label to facilitate their detection. A fluorescent label, for example, may be used for detection of modified nucleotides. Each nucleotide type may thus carry a different fluorescent label, for example, as described in WO07135368, the contents of which are incorporated herein by reference in their entirety. The detectable label need not, however, be a fluorescent label. Any label can be used which allows the detection of an incorporated nucleotide.

One method for detecting fluorescently labeled nucleotides comprises using laser light of a wavelength specific for the labelled nucleotides, or the use of other suitable sources of illumination. The fluorescence from the label on the nucleotide may be detected by a CCD camera or other suitable detection means. Suitable instrumentation for recording images of clustered arrays is described in WO07123744, the contents of which are incorporated herein by reference in their entirety.

The invention is not intended to be limited to use of the sequencing method outlined above, as essentially any sequencing methodology which relies on successive incorporation of nucleotides into a polynucleotide chain can be used. Suitable alternative techniques include, for example, the Genome Sequencers from Roche/454 Life Sciences (Margulies et al. (2005) Nature, 437:376-380; U.S. Pat. Nos. 6,274,320; 6,258,568; 6,210,891), and the SOLiD system from Applied Biosystems (solid.appliedbiosystems.com), and the sequencer from Ion Torrent (www.iontorrent.com).

Incorporation by Reference

References and citations to other documents, such as patents, patent applications, patent publications, journals, books, papers, web contents, have been made throughout this disclosure. All such documents are hereby incorporated herein by reference in their entirety for all purposes.

Equivalents

The invention may be embodied in other specific forms without departing from the spirit or essential characteristics thereof. The foregoing embodiments are therefore to be considered in all respects illustrative rather than limiting on the invention described herein.

What is claimed is:

1. A method for validating the integrity of a nucleic acid template in a multiplex sequencing reaction, the method comprising:

obtaining a template nucleic acid;

incorporating at least two sequence identifiers into the template; and

sequencing the template.

2. The method according to claim 1, wherein a first identifier is incorporated into a 5' portion of the template and a second identifier is incorporated into a 3' portion of the template.

3. The method according to claim 2, wherein after incorporation of the identifiers, the template has the following configuration from 5' to 3': a first known sequence; a first barcode sequence; a second known sequence; a target polynucleotide sequence; a third known sequence; a second barcode sequence; and a fourth known sequence.

4. The method according to claim 1, wherein a first identifier is incorporated into a 5' end of the template and a second identifier is incorporated into a 3' end of the template.

5. The method according to claim 2, wherein the first and second identifiers are the same.

6. The method according to claim 2, wherein the first and second identifiers are different.

7. The method according to claim 1, wherein prior to sequencing, the template is attached to a substrate.

8. The method according to claim 2, wherein the template is directly attached to the substrate.

9. The method according to claim 2, wherein the template is indirectly attached to the substrate.

10. The method according to claim 7, further comprising, amplifying the template.

11. The method according to claim 1, wherein sequencing is sequencing by synthesis.

12. The method according to claim 11, wherein the sequencing by synthesis is single molecule sequencing by synthesis.

13. The method according to claim 1, wherein sequencing comprises:

hybridizing a primer to the template to form a template/primer duplex;

contacting the duplex with a polymerase enzyme in the presence of at least one detectably labeled nucleotide under conditions that permit the polymerase to add nucleotides to the primer in a template-dependent manner;

detecting a signal from the incorporated labeled nucleotide; and

sequentially repeating the contacting and detecting steps at least once, wherein sequential detection of incorporated labeled nucleotide determines the sequence of the nucleic acid.

14. The method according to claim 13, wherein the detectably labeled nucleotide is an optically labeled nucleotide.

15. The method according to claim 14, wherein the optically labeled nucleotide is a fluorescently labeled nucleotides.

16. The method according to claim 1, wherein the pair of identifiers are first and second barcode sequences that are attached to the template.

17. The method according to claim 16, wherein a first barcode sequence is attached to a 5' end of the template and a second barcode sequence is attached to a 3' end of the template.

18. The method according to claim 17, wherein the first and second barcode sequences are the same.

19. The method according to claim 17, wherein the first and second barcode sequences are different.

20. A method for analyzing a nucleic acid, the method comprising:

obtaining a nucleic acid template;

attaching a pair of barcode sequences to the template; and

sequencing the template.

21. The method according to claim 20, wherein a first identifier is incorporated into a 5' portion of the template and a second identifier is incorporated into a 3' portion of the template.

22. The method according to claim 21, wherein after attaching of the pair of barcode sequences, the template has the following configuration from 5' to 3': a first known sequence; a first barcode sequence; a second known sequence; a target polynucleotide sequence; a third known sequence; a second barcode sequence; and a fourth known sequence.

23. The method according to claim 20, wherein a first identifier is incorporated into a 5' end of the template and a second identifier is incorporated into a 3' end of the template.

24. The method according to claim 20, wherein prior to sequencing, the template is attached to a substrate.

25. The method according to claim 24, wherein the template is directly attached to the substrate.

26. The method according to claim 24, wherein the template is indirectly attached to the substrate.

27. The method according to claim 24, further comprising, amplifying the template.

28. The method according to claim 20, wherein sequencing is sequencing by synthesis.

29. The method according to claim 28, wherein the sequencing by synthesis is single molecule sequencing by synthesis.

30. The method according to claim 20, wherein sequencing comprises:

hybridizing a primer to the template to form a template/primer duplex;

contacting the duplex with a polymerase enzyme in the presence of at least one detectably labeled nucleotide under conditions that permit the polymerase to add nucleotides to the primer in a template-dependent manner;

detecting a signal from the incorporated labeled nucleotide; and

sequentially repeating the contacting and detecting steps at least once, wherein sequential detection of incorporated labeled nucleotide determines the sequence of the nucleic acid.

31. The method according to claim 29, wherein the detectably labeled nucleotide is an optically labeled nucleotide.

32. The method according to claim 31, wherein the optically labeled nucleotide is a fluorescently labeled nucleotides.

33. The method according to claim 23, wherein the first and second barcode sequences are the same.

34. The method according to claim 23, wherein the first and second barcode sequences are different.

35. A method for analyzing a nucleic acid, the method comprising:

obtaining a nucleic acid template;

attaching a first barcode sequence to a 5' portion of the template and a second barcode sequence to a 3' portion of the template;

amplifying the template; and

sequencing the template.

36. The method according to claim 35, wherein after attaching of the first and second barcode sequences, the template has the following configuration from 5' to 3': a first known sequence; a first barcode sequence; a second known sequence; a target polynucleotide sequence; a third known sequence; a second barcode sequence; and a fourth known sequence.

37. The method according to claim 35, wherein a first identifier is incorporated into a 5' end of the template and a second identifier is incorporated into a 3' end of the template.

38. The method according to claim 35, wherein prior to amplifying, the template is immobilized to a solid support.

39. The method according to claim 35, wherein the first and second barcode sequences are the same.

40. The method according to claim 35, wherein the first and second barcode sequences are different.

41. The method according to claim 35, wherein sequencing comprises:

hybridizing a primer to the template to form a template/primer duplex;

contacting the duplex with a polymerase enzyme in the presence of at least one detectably labeled nucleotide under conditions that permit the polymerase to add nucleotides to the primer in a template-dependent manner;

detecting a signal from the incorporated labeled nucleotide; and

sequentially repeating the contacting and detecting steps at least once, wherein sequential detection of incorporated labeled nucleotide determines the sequence of the nucleic acid.

42. A method for validating detection of an analyte, the method comprising detecting the presence of two or more identifiers that are uniquely associated with said analyte.

43. The method of claim 42, wherein said identifiers are nucleic acid sequence tags.

44. The method of claim 43, wherein said sequence tags are associated with a moiety that binds said analyte.

45. The method of claim 42, wherein said analyte is a protein.

46. The method of claim 45, wherein said identifiers are peptides.

Abstract

The invention generally relates to methods for maintaining the integrity and identification of a nucleic acid template in a multiplex sequencing reaction. In certain embodiments, methods of the invention involve obtaining a template nucleic acid, incorporating a pair of sequence identifiers into the template, and sequencing the template.

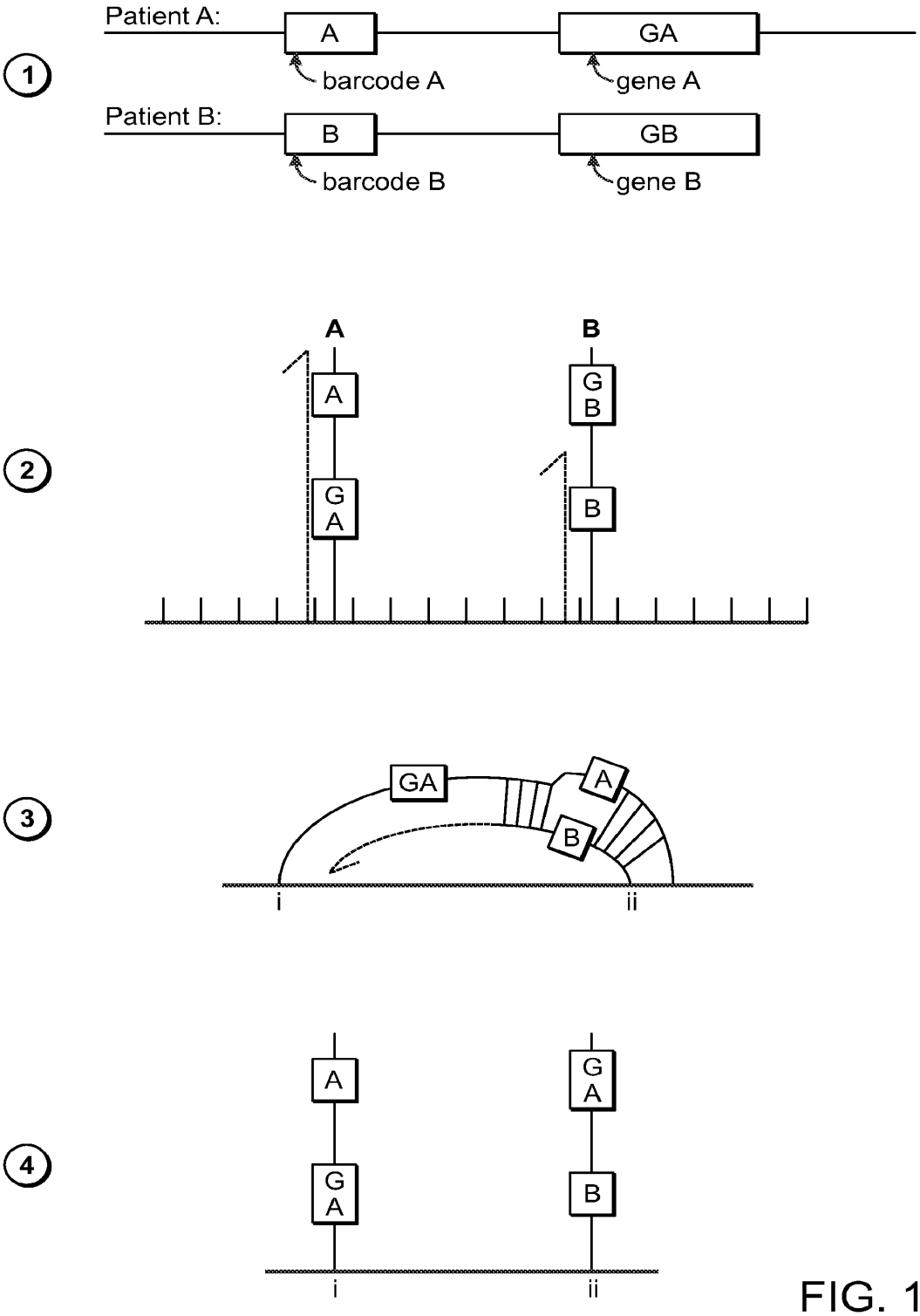
1
Patient A:
A
GA
barcode A
gene A
Patient B:
B
GB
barcode B
gene B
2
A
B
A
G
A
G
B
B
3
GA
A
B
i
ii
4
A
G
A
G
A
B
i
ii

FIG. 1

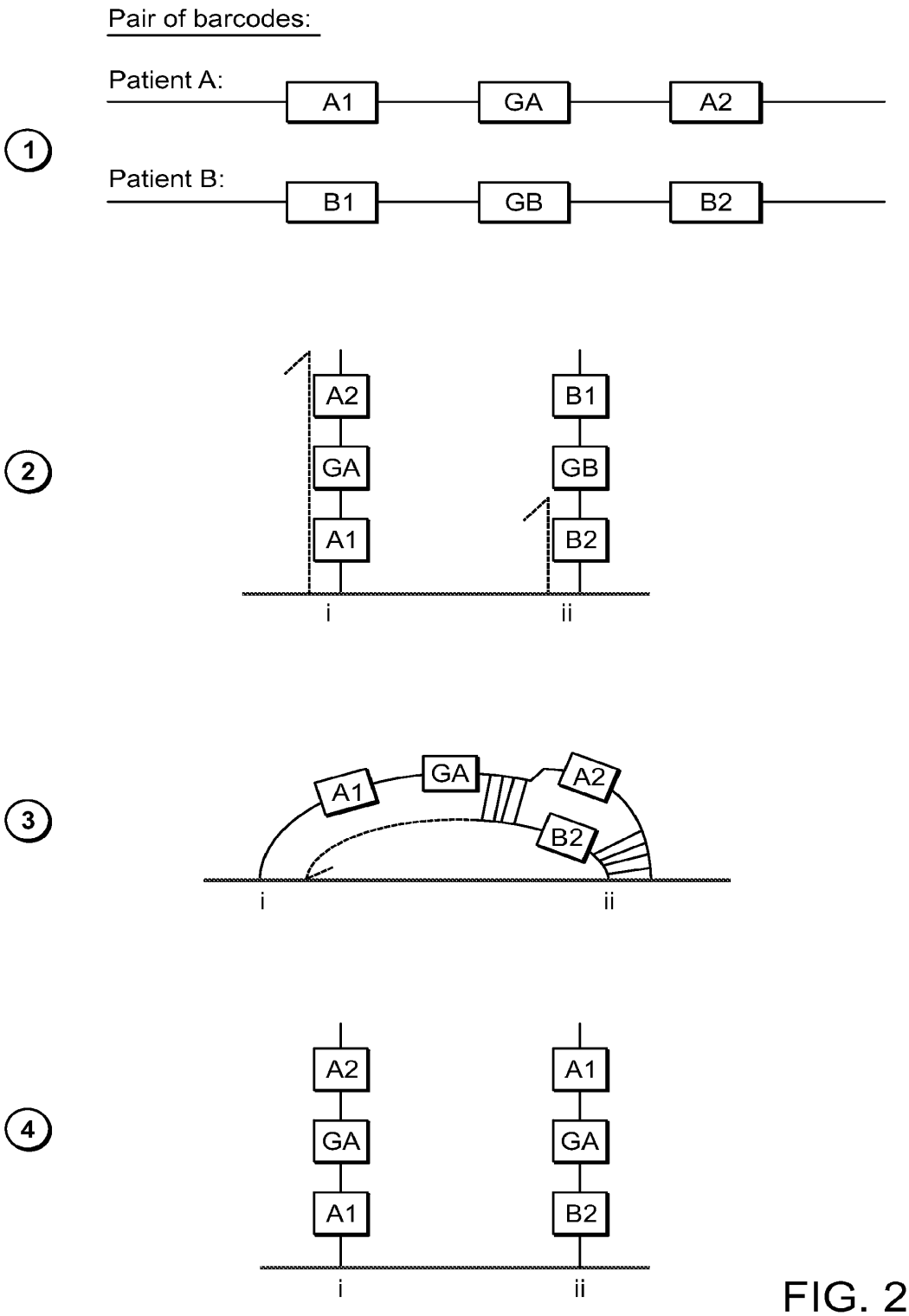
Pair of barcodes:
Patient A:
A1
GA
A2
1
Patient B:
B1
GB
B2
A2
GA
A1
B1
GB
B2
2
i
ii
A1
GA
A2
B2
3
i
ii
A2
GA
A1
A1
GA
B2
4
i
ii

FIG. 2

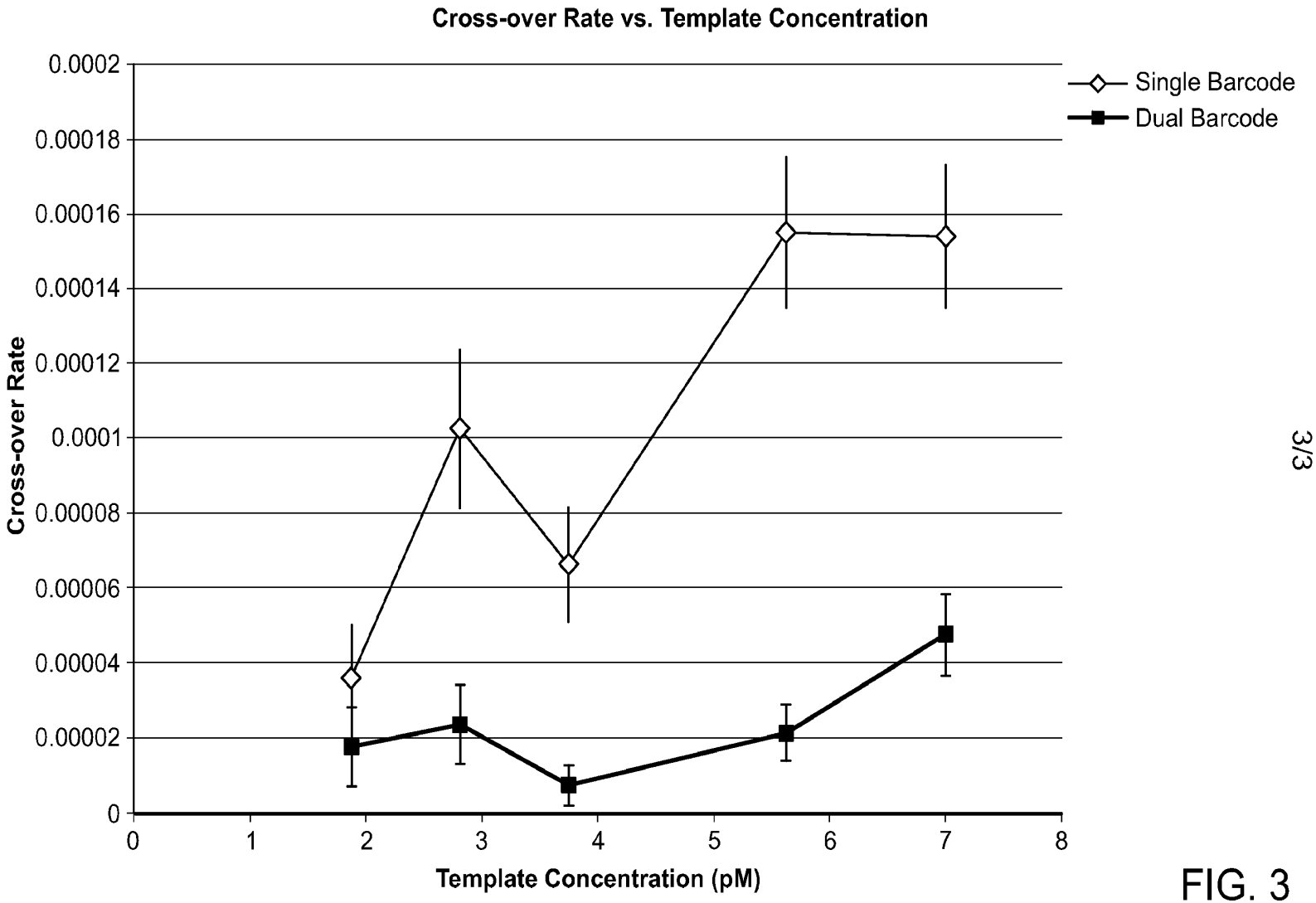
Cross-over Rate vs. Template Concentration
Cross-over Rate
0.0002
0.00018
0.00016
0.00014
0.00012
0.0001
0.00008
0.00006
0.00004
0.00002
0
0
1
2
3
4
5
6
7
8
Template Concentration (pM)
Single Barcode
Dual Barcode

FIG. 3

Under the Paperwork Reduction Act of 1995, no persons are required to respond to a collection of information unless it contains a valid OMB control number.

Application Data Sheet 37 CFR 1.76	Attorney Docket Number	MLB-001/04US 34468/52
	Application Number	
Title of Invention	METHODS FOR MAINTAINING THE INTEGRITY AND IDENTIFICATION OF A NUCLEIC ACID TEMPLATE IN A MULTIPLEX SEQUENCING REACTION	

The application data sheet is part of the provisional or nonprovisional application for which it is being submitted. The following form contains the bibliographic data arranged in a format specified by the United States Patent and Trademark Office as outlined in 37 CFR 1.76.
This document may be completed electronically and submitted to the Office in electronic format using the Electronic Filing System (EFS) or the document may be printed and included in a paper filed application.

Secrecy Order 37 CFR 5.2:

☐ Portions or all of the application associated with this Application Data Sheet may fall under a Secrecy Order pursuant to 37 CFR 5.2 (Paper filers only. Applications that fall under Secrecy Order may not be filed electronically.)

Inventor Information:

Inventor 1 Remove

Legal Name

Prefix	Given Name	Middle Name	Family Name	Suffix
	Gregory		Porreca	

Residence Information (Select One) ● US Residency Non US Residency Active US Military Service

City	Cambridge	State/Province	MA	Country of Residence i	US

Mailing Address of Inventor:

Address 1	57 Reservoir Street
Address 2	
City	Cambridge
State/Province	MA
Postal Code	02138
Country i	US

Inventor 2 Remove

Legal Name

Prefix	Given Name	Middle Name	Family Name	Suffix
	Mark		Umbarger	

Residence Information (Select One) ◉ US Residency Non US Residency Active US Military Service

City	Brookline	State/Province	MA	Country of Residence i	US

Mailing Address of Inventor:

Address 1	5 Winchester Street
Address 2	Unit 101
City	Brookline
State/Province	MA
Postal Code	02446
Country i	US

Inventor 3 Remove

Legal Name

Prefix	Given Name	Middle Name	Family Name	Suffix
	George		Church	

Residence Information (Select One) ◉ US Residency Non US Residency Active US Military Service

PTO/AIA/14 (02-18)
Approved for use through 11/30/2020. OMB 0651-0032
U.S. Patent and Trademark Office; U.S. DEPARTMENT OF COMMERCE
Under the Paperwork Reduction Act of 1995, no persons are required to respond to a collection of information unless it contains a valid OMB control number.

Application Data Sheet 37 CFR 1.76	Attorney Docket Number	MLB-001/04US 34468/52
	Application Number	
Title of Invention	METHODS FOR MAINTAINING THE INTEGRITY AND IDENTIFICATION OF A NUCLEIC ACID TEMPLATE IN A MULTIPLEX SEQUENCING REACTION	

City	Brookline	**State/Province**	MA	**Country of Residence**	US

Mailing Address of Inventor:

Address 1	218 Kent Street		
Address 2			
City	Brookline	**State/Province**	MA
Postal Code	02146	**Country**	US

All Inventors Must Be Listed - Additional Inventor Information blocks may be generated within this form by selecting the **Add** button. Add

Correspondence Information:

Enter either Customer Number or complete the Correspondence Information section below. For further information see 37 CFR 1.33(a).

☐ **An Address is being provided for the correspondence Information of this application.**

Customer Number	21710		
Email Address	ip@brownrudnick.com	Add Email	Remove Email

Application Information:

Title of the Invention	METHODS FOR MAINTAINING THE INTEGRITY AND IDENTIFICATION OF A NUCLEIC ACID TEMPLATE IN A MULTIPLEX SEQUENCING REACTION		
Attorney Docket Number	MLB-001/04US 34468/52	**Small Entity Status Claimed**	☒
Application Type	Nonprovisional		
Subject Matter	Utility		
Total Number of Drawing Sheets (if any)	3	**Suggested Figure for Publication (if any)**	

Filing By Reference:

Only complete this section when filing an application by reference under 35 U.S.C. 111(c) and 37 CFR 1.57(a). Do not complete this section if application papers including a specification and any drawings are being filed. Any domestic benefit or foreign priority information must be provided in the appropriate section(s) below (i.e., "Domestic Benefit/National Stage Information" and "Foreign Priority Information").

For the purposes of a filing date under 37 CFR 1.53(b), the description and any drawings of the present application are replaced by this reference to the previously filed application, subject to conditions and requirements of 37 CFR 1.57(a).

Application number of the previously filed application	Filing date (YYYY-MM-DD)	Intellectual Property Authority or Country

Publication Information:

☐ Request Early Publication (Fee required at time of Request 37 CFR 1.219)

☐ **Request Not to Publish.** I hereby request that the attached application not be published under 35 U.S.C. 122(b) and certify that the invention disclosed in the attached application **has not and will not** be the subject of an application filed in another country, or under a multilateral international agreement, that requires publication at eighteen months after filing.

Under the Paperwork Reduction Act of 1995, no persons are required to respond to a collection of information unless it contains a valid OMB control number.

Application Data Sheet 37 CFR 1.76	Attorney Docket Number	MLB-001/04US 34468/52
	Application Number	
Title of Invention	METHODS FOR MAINTAINING THE INTEGRITY AND IDENTIFICATION OF A NUCLEIC ACID TEMPLATE IN A MULTIPLEX SEQUENCING REACTION	

Representative Information:

Representative information should be provided for all practitioners having a power of attorney in the application. Providing this information in the Application Data Sheet does not constitute a power of attorney in the application (see 37 CFR 1.32).
Either enter Customer Number or complete the Representative Name section below. If both sections are completed the customer Number will be used for the Representative Information during processing.

Please Select One:	● Customer Number	US Patent Practitioner	◯ Limited Recognition (37 CFR 11.9)
Customer Number	21710		

Domestic Benefit/National Stage Information:

This section allows for the applicant to either claim benefit under 35 U.S.C. 119(e), 120, 121, 365(c), or 386(c) or indicate National Stage entry from a PCT application. Providing benefit claim information in the Application Data Sheet constitutes the specific reference required by 35 U.S.C. 119(e) or 120, and 37 CFR 1.78.
When referring to the current application, please leave the "Application Number" field blank.

Prior Application Status	Pending		Remove
Application Number	Continuity Type	Prior Application Number	Filing or 371(c) Date (YYYY-MM-DD)
	Continuation of	17/149504	2021-01-14
Prior Application Status	Pending		Remove
Application Number	Continuity Type	Prior Application Number	Filing or 371(c) Date (YYYY-MM-DD)
17/149504	Continuation of	14/854629	2015-09-15
Prior Application Status	Patented		Remove

Application Number	Continuity Type	Prior Application Number	Filing Date (YYYY-MM-DD)	Patent Number	Issue Date (YYYY-MM-DD)
14/854629	Division of	13/081660	2011-04-07	9163281	2015-10-20

Prior Application Status	Expired		Remove
Application Number	Continuity Type	Prior Application Number	Filing or 371(c) Date (YYYY-MM-DD)
13/081660	Claims benefit of provisional	61/426817	2010-12-23

Additional Domestic Benefit/National Stage Data may be generated within this form by selecting the **Add** button. Add

Foreign Priority Information:

Under the Paperwork Reduction Act of 1995, no persons are required to respond to a collection of information unless it contains a valid OMB control number.

Application Data Sheet 37 CFR 1.76	Attorney Docket Number	MLB-001/04US 34468/52
	Application Number	
Title of Invention	METHODS FOR MAINTAINING THE INTEGRITY AND IDENTIFICATION OF A NUCLEIC ACID TEMPLATE IN A MULTIPLEX SEQUENCING REACTION	

This section allows for the applicant to claim priority to a foreign application. Providing this information in the application data sheet constitutes the claim for priority as required by 35 U.S.C. 119(b) and 37 CFR 1.55. When priority is claimed to a foreign application that is eligible for retrieval under the priority document exchange program (PDX)[i] the information will be used by the Office to automatically attempt retrieval pursuant to 37 CFR 1.55(i)(1) and (2). Under the PDX program, applicant bears the ultimate responsibility for ensuring that a copy of the foreign application is received by the Office from the participating foreign intellectual property office, or a certified copy of the foreign priority application is filed, within the time period specified in 37 CFR 1.55(g)(1).

Remove

Application Number	Country[i]	Filing Date (YYYY-MM-DD)	Access Code[i] (if applicable)

Additional Foreign Priority Data may be generated within this form by selecting the **Add** button. Add

Statement under 37 CFR 1.55 or 1.78 for AIA (First Inventor to File) Transition Applications

☐ This application (1) claims priority to or the benefit of an application filed before March 16, 2013 and (2) also contains, or contained at any time, a claim to a claimed invention that has an effective filing date on or after March 16, 2013.
NOTE: By providing this statement under 37 CFR 1.55 or 1.78, this application, with a filing date on or after March 16, 2013, will be examined under the first inventor to file provisions of the AIA.

Application Data Sheet 37 CFR 1.76	Attorney Docket Number	MLB-001/04US 34468/52
	Application Number	
Title of Invention	METHODS FOR MAINTAINING THE INTEGRITY AND IDENTIFICATION OF A NUCLEIC ACID TEMPLATE IN A MULTIPLEX SEQUENCING REACTION	

Authorization or Opt-Out of Authorization to Permit Access:

When this Application Data Sheet is properly signed and filed with the application, applicant has provided written authority to permit a participating foreign intellectual property (IP) office access to the instant application-as-filed (see paragraph A in subsection 1 below) and the European Patent Office (EPO) access to any search results from the instant application (see paragraph B in subsection 1 below).

Should applicant choose not to provide an authorization identified in subsection 1 below, applicant **must opt-out** of the authorization by checking the corresponding box A or B or both in subsection 2 below.

NOTE: This section of the Application Data Sheet is **ONLY** reviewed and processed with the **INITIAL** filing of an application. After the initial filing of an application, an Application Data Sheet cannot be used to provide or rescind authorization for access by a foreign IP office(s). Instead, Form PTO/SB/39 or PTO/SB/69 must be used as appropriate.

1. Authorization to Permit Access by a Foreign Intellectual Property Office(s)

A. Priority Document Exchange (PDX) - Unless box A in subsection 2 (opt-out of authorization) is checked, the undersigned hereby **grants the USPTO authority** to provide the European Patent Office (EPO), the Japan Patent Office (JPO), the Korean Intellectual Property Office (KIPO), the State Intellectual Property Office of the People's Republic of China (SIPO), the World Intellectual Property Organization (WIPO), and any other foreign intellectual property office participating with the USPTO in a bilateral or multilateral priority document exchange agreement in which a foreign application claiming priority to the instant patent application is filed, access to: (1) the instant patent application-as-filed and its related bibliographic data, (2) any foreign or domestic application to which priority or benefit is claimed by the instant application and its related bibliographic data, and (3) the date of filing of this Authorization. See 37 CFR 1.14(h)(1).

B. Search Results from U.S. Application to EPO - Unless box B in subsection 2 (opt-out of authorization) is checked, the undersigned hereby **grants the USPTO authority** to provide the EPO access to the bibliographic data and search results from the instant patent application when a European patent application claiming priority to the instant patent application is filed. See 37 CFR 1.14(h)(2).

The applicant is reminded that the EPO's Rule 141(1) EPC (European Patent Convention) requires applicants to submit a copy of search results from the instant application without delay in a European patent application that claims priority to the instant application.

2. Opt-Out of Authorizations to Permit Access by a Foreign Intellectual Property Office(s)

☐ A. Applicant **DOES NOT** authorize the USPTO to permit a participating foreign IP office access to the instant application-as-filed. If this box is checked, the USPTO will not be providing a participating foreign IP office with any documents and information identified in subsection 1A above.

☐ B. Applicant **DOES NOT** authorize the USPTO to transmit to the EPO any search results from the instant patent application. If this box is checked, the USPTO will not be providing the EPO with search results from the instant application.

NOTE: Once the application has published or is otherwise publicly available, the USPTO may provide access to the application in accordance with 37 CFR 1.14.

Under the Paperwork Reduction Act of 1995, no persons are required to respond to a collection of information unless it contains a valid OMB control number.

Application Data Sheet 37 CFR 1.76	Attorney Docket Number	MLB-001/04US 34468/52
	Application Number	
Title of Invention	METHODS FOR MAINTAINING THE INTEGRITY AND IDENTIFICATION OF A NUCLEIC ACID TEMPLATE IN A MULTIPLEX SEQUENCING REACTION	

Applicant Information:

Providing assignment information in this section does not substitute for compliance with any requirement of part 3 of Title 37 of CFR to have an assignment recorded by the Office.

Applicant 1 Remove

If the applicant is the inventor (or the remaining joint inventor or inventors under 37 CFR 1.45), this section should not be completed. The information to be provided in this section is the name and address of the legal representative who is the applicant under 37 CFR 1.43; or the name and address of the assignee, person to whom the inventor is under an obligation to assign the invention, or person who otherwise shows sufficient proprietary interest in the matter who is the applicant under 37 CFR 1.46. If the applicant is an applicant under 37 CFR 1.46 (assignee, person to whom the inventor is obligated to assign, or person who otherwise shows sufficient proprietary interest) together with one or more joint inventors, then the joint inventor or inventors who are also the applicant should be identified in this section.

Clear

● Assignee	Legal Representative under 35 U.S.C. 117	Joint Inventor
Person to whom the inventor is obligated to assign.	Person who shows sufficient proprietary interest	

If applicant is the legal representative, indicate the authority to file the patent application, the inventor is:

Name of the Deceased or Legally Incapacitated Inventor:

If the Applicant is an Organization check here. ☒

Organization Name	Molecular Loop Biosolutions, Inc.		
Mailing Address Information For Applicant:			
Address 1	67 Reservoir Street		
Address 2			
City	Cambridge	**State/Province**	MA
Country	US	Postal Code	02138
Phone Number		Fax Number	
Email Address			

Additional Applicant Data may be generated within this form by selecting the Add button. Add

Assignee Information including Non-Applicant Assignee Information:

Providing assignment information in this section does not substitute for compliance with any requirement of part 3 of Title 37 of CFR to have an assignment recorded by the Office.

Under the Paperwork Reduction Act of 1995, no persons are required to respond to a collection of information unless it contains a valid OMB control number.

Application Data Sheet 37 CFR 1.76	Attorney Docket Number	MLB-001/04US 34468/52
	Application Number	
Title of Invention	METHODS FOR MAINTAINING THE INTEGRITY AND IDENTIFICATION OF A NUCLEIC ACID TEMPLATE IN A MULTIPLEX SEQUENCING REACTION	

Assignee 1

Complete this section if assignee information, including non-applicant assignee information, is desired to be included on the patent application publication. An assignee-applicant identified in the "Applicant Information" section will appear on the patent application publication as an applicant. For an assignee-applicant, complete this section only if identification as an assignee is also desired on the patent application publication.

Remove

If the Assignee or Non-Applicant Assignee is an Organization check here. ☐

Prefix	**Given Name**	Middle Name	**Family Name**	Suffix

Mailing Address Information For Assignee including Non-Applicant Assignee:

Address 1			
Address 2			
City		**State/Province**	
Country i		Postal Code	
Phone Number		Fax Number	
Email Address			

Additional Assignee or Non-Applicant Assignee Data may be generated within this form by selecting the Add button. Add

Signature:

Remove

NOTE: This Application Data Sheet must be signed in accordance with 37 CFR 1.33(b). **However, if this Application Data Sheet is submitted with the INITIAL filing of the application and either box A or B is not checked in subsection 2 of the "Authorization or Opt-Out of Authorization to Permit Access" section, then this form must also be signed in accordance with 37 CFR 1.14(c).**

This Application Data Sheet **must** be signed by a patent practitioner if one or more of the applicants is a **juristic entity** (e.g., corporation or association). If the applicant is two or more joint inventors, this form must be signed by a patent practitioner, **all** joint inventors who are the applicant, or one or more joint inventor-applicants who have been given power of attorney (e.g., see USPTO Form PTO/AIA/81) on behalf of **all** joint inventor-applicants.

See 37 CFR 1.4(d) for the manner of making signatures and certifications.

Signature	/Thomas C. Meyers/			Date (YYYY-MM-DD)	2021-06-04
First Name	Thomas	Last Name	Meyers	Registration Number	36,989

Additional Signature may be generated within this form by selecting the Add button. Add

PTO/AIA/14 (02-18)
Approved for use through 11/30/2020. OMB 0651-0032
U.S. Patent and Trademark Office; U.S. DEPARTMENT OF COMMERCE
Under the Paperwork Reduction Act of 1995, no persons are required to respond to a collection of information unless it contains a valid OMB control number.

Application Data Sheet 37 CFR 1.76	Attorney Docket Number	MLB-001/04US 34468/52
	Application Number	
Title of Invention	METHODS FOR MAINTAINING THE INTEGRITY AND IDENTIFICATION OF A NUCLEIC ACID TEMPLATE IN A MULTIPLEX SEQUENCING REACTION	

This collection of information is required by 37 CFR 1.76. The information is required to obtain or retain a benefit by the public which is to file (and by the USPTO to process) an application. Confidentiality is governed by 35 U.S.C. 122 and 37 CFR 1.14. This collection is estimated to take 23 minutes to complete, including gathering, preparing, and submitting the completed application data sheet form to the USPTO. Time will vary depending upon the individual case. Any comments on the amount of time you require to complete this form and/or suggestions for reducing this burden, should be sent to the Chief Information Officer, U.S. Patent and Trademark Office, U.S. Department of Commerce, P.O. Box 1450, Alexandria, VA 22313-1450. DO NOT SEND FEES OR COMPLETED FORMS TO THIS ADDRESS. **SEND TO: Commissioner for Patents, P.O. Box 1450, Alexandria, VA 22313-1450.**

Privacy Act Statement

The Privacy Act of 1974 (P.L. 93-579) requires that you be given certain information in connection with your submission of the attached form related to a patent application or patent. Accordingly, pursuant to the requirements of the Act, please be advised that: (1) the general authority for the collection of this information is 35 U.S.C. 2(b)(2); (2) furnishing of the information solicited is voluntary; and (3) the principal purpose for which the information is used by the U.S. Patent and Trademark Office is to process and/or examine your submission related to a patent application or patent. If you do not furnish the requested information, the U.S. Patent and Trademark Office may not be able to process and/or examine your submission, which may result in termination of proceedings or abandonment of the application or expiration of the patent.

The information provided by you in this form will be subject to the following routine uses:

1 The information on this form will be treated confidentially to the extent allowed under the Freedom of Information Act (5 U.S.C. 552) and the Privacy Act (5 U.S.C. 552a). Records from this system of records may be disclosed to the Department of Justice to determine whether the Freedom of Information Act requires disclosure of these records.

2. A record from this system of records may be disclosed, as a routine use, in the course of presenting evidence to a court, magistrate, or administrative tribunal, including disclosures to opposing counsel in the course of settlement negotiations.

3 A record in this system of records may be disclosed, as a routine use, to a Member of Congress submitting a request involving an individual, to whom the record pertains, when the individual has requested assistance from the Member with respect to the subject matter of the record.

4. A record in this system of records may be disclosed, as a routine use, to a contractor of the Agency having need for the information in order to perform a contract. Recipients of information shall be required to comply with the requirements of the Privacy Act of 1974, as amended, pursuant to 5 U.S.C. 552a(m).

5. A record related to an International Application filed under the Patent Cooperation Treaty in this system of records may be disclosed, as a routine use, to the International Bureau of the World Intellectual Property Organization, pursuant to the Patent CooperationTreaty.

6. A record in this system of records may be disclosed, as a routine use, to another federal agency for purposes of National Security review (35 U.S.C. 181) and for review pursuant to the Atomic Energy Act (42 U.S.C. 218(c)).

7. A record from this system of records may be disclosed, as a routine use, to the Administrator, General Services, or his/her designee, during an inspection of records conducted by GSA as part of that agency's responsibility to recommend improvements in records management practices and programs, under authority of 44 U.S.C. 2904 and 2906. Such disclosure shall be made in accordance with the GSA regulations governing inspection of records for this purpose, and any other relevant (i.e., GSA or Commerce) directive. Such disclosure shall not be used to make determinations about individuals.

8. A record from this system of records may be disclosed, as a routine use, to the public after either publication of the application pursuant to 35 U.S.C. 122(b) or issuance of a patent pursuant to 35 U.S.C. 151. Further, a record may be disclosed, subject to the limitations of 37 CFR 1.14, as a routine use, to the public if the record was filed in an application which became abandoned or in which the proceedings were terminated and which application is referenced by either a published application, an application open to public inspections or an issued patent.

9. A record from this system of records may be disclosed, as a routine use, to a Federal, State, or local law enforcement agency, if the USPTO becomes aware of a violation or potential violation of law or regulation.

PTO/AIA/01 (06-12)
Approved for use through 01/31/2014. OMB 0651-0032
U.S. Patent and Trademark Office; U.S. DEPARTMENT OF COMMERCE
Under the Paperwork Reduction Act of 1995, no persons are required to respond to a collection of information unless it displays a valid OMB control number.

DECLARATION (37 CFR 1.63) FOR UTILITY OR DESIGN APPLICATION USING AN APPLICATION DATA SHEET (37 CFR 1.76)

Title of Invention: METHODS FOR MAINTAINING THE INTEGRITY AND IDENTIFICATION OF A NUCLEIC ACID TEMPLATE IN A MULTIPLEX SEQUENCING REACTION

As the below named inventor, I hereby declare that:

This declaration is directed to:

☐ The attached application, or

☒ United States application or PCT international application number 14/854,629 filed on September 15, 2015.

The above-identified application was made or authorized to be made by me.

I believe that I am the original inventor or an original joint inventor of a claimed invention in the application.

I hereby acknowledge that any willful false statement made in this declaration is punishable under 18 U.S.C. 1001 by fine or imprisonment of not more than five (5) years, or both.

WARNING:

Petitioner/applicant is cautioned to avoid submitting personal information in documents filed in a patent application that may contribute to identity theft. Personal information such as social security numbers, bank account numbers, or credit card numbers (other than a check or credit card authorization form PTO-2038 submitted for payment purposes) is never required by the USPTO to support a petition or an application. If this type of personal information is included in documents submitted to the USPTO, petitioners/applicants should consider redacting such personal information from the documents before submitting them to the USPTO. Petitioner/applicant is advised that the record of a patent application is available to the public after publication of the application (unless a non-publication request in compliance with 37 CFR 1.213(a) is made in the application) or issuance of a patent. Furthermore, the record from an abandoned application may also be available to the public if the application is referenced in a published application or an issued patent (see 37 CFR 1.14). Checks and credit card authorization forms PTO-2038 submitted for payment purposes are not retained in the application file and therefore are not publicly available.

LEGAL NAME OF INVENTOR

Inventor: George Church Date (Optional) :

Signature: Geo Church

Note: An application data sheet (PTO/SB/14 or equivalent), including naming the entire inventive entity, must accompany this form or must have been previously filed. Use an additional PTO/AIA/01 form for each additional inventor.

This collection of information is required by 35 U.S.C. 115 and 37 CFR 1.63. The information is required to obtain or retain a benefit by the public which is to file (and by the USPTO to process) an application. Confidentiality is governed by 35 U.S.C. 122 and 37 CFR 1.11 and 1.14. This collection is estimated to take 1 minute to complete, including gathering, preparing, and submitting the completed application form to the USPTO. Time will vary depending upon the individual case. Any comments on the amount of time you require to complete this form and/or suggestions for reducing this burden, should be sent to the Chief Information Officer, U.S. Patent and Trademark Office, U.S. Department of Commerce, P.O. Box 1450, Alexandria, VA 22313-1450. DO NOT SEND FEES OR COMPLETED FORMS TO THIS ADDRESS. **SEND TO: Commissioner for Patents, P.O. Box 1450, Alexandria, VA 22313-1450.**

If you need assistance in completing the form, call 1-800-PTO-9199 and select option 2.

PTO/AIA/01 (06-12)
Approved for use through 01/31/2014. OMB 0651-0032
U.S. Patent and Trademark Office; U.S. DEPARTMENT OF COMMERCE
Under the Paperwork Reduction Act of 1995, no persons are required to respond to a collection of information unless it displays a valid OMB control number.

DECLARATION (37 CFR 1.63) FOR UTILITY OR DESIGN APPLICATION USING AN APPLICATION DATA SHEET (37 CFR 1.76)

Title of Invention	METHODS FOR MAINTAINING THE INTEGRITY AND IDENTIFICATION OF A NUCLEIC ACID TEMPLATE IN A MULTIPLEX SEQUENCING REACTION

As the below named inventor, I hereby declare that:

This declaration is directed to:

☐ The attached application, or

☒ United States application or PCT international application number 14/854,629

filed on September 15, 2015.

The above-identified application was made or authorized to be made by me.

I believe that I am the original inventor or an original joint inventor of a claimed invention in the application.

I hereby acknowledge that any willful false statement made in this declaration is punishable under 18 U.S.C. 1001 by fine or imprisonment of not more than five (5) years, or both.

WARNING:

Petitioner/applicant is cautioned to avoid submitting personal information in documents filed in a patent application that may contribute to identity theft. Personal information such as social security numbers, bank account numbers, or credit card numbers (other than a check or credit card authorization form PTO-2038 submitted for payment purposes) is never required by the USPTO to support a petition or an application. If this type of personal information is included in documents submitted to the USPTO, petitioners/applicants should consider redacting such personal information from the documents before submitting them to the USPTO. Petitioner/applicant is advised that the record of a patent application is available to the public after publication of the application (unless a non-publication request in compliance with 37 CFR 1.213(a) is made in the application) or issuance of a patent. Furthermore, the record from an abandoned application may also be available to the public if the application is referenced in a published application or an issued patent (see 37 CFR 1.14). Checks and credit card authorization forms PTO-2038 submitted for payment purposes are not retained in the application file and therefore are not publicly available.

LEGAL NAME OF INVENTOR

Inventor: Mark Umbarger Date (Optional): _____

Signature: _____

Note: An application data sheet (PTO/SB/14 or equivalent), including naming the entire inventive entity, must accompany this form or must have been previously filed. Use an additional PTO/AIA/01 form for each additional inventor.

This collection of information is required by 35 U.S.C. 115 and 37 CFR 1.63. The information is required to obtain or retain a benefit by the public which is to file (and by the USPTO to process) an application. Confidentiality is governed by 35 U.S.C. 122 and 37 CFR 1.11 and 1.14. This collection is estimated to take 1 minute to complete, including gathering, preparing, and submitting the completed application form to the USPTO. Time will vary depending upon the individual case. Any comments on the amount of time you require to complete this form and/or suggestions for reducing this burden, should be sent to the Chief Information Officer, U.S. Patent and Trademark Office, U.S. Department of Commerce, P.O. Box 1450, Alexandria, VA 22313-1450. DO NOT SEND FEES OR COMPLETED FORMS TO THIS ADDRESS. **SEND TO: Commissioner for Patents, P.O. Box 1450, Alexandria, VA 22313-1450.**

If you need assistance in completing the form, call 1-800-PTO-9199 and select option 2.

PTO/AIA/01 (08-12)
Approved for use through 01/31/2014. OMB 0651-0032
U.S. Patent and Trademark Office; U.S. DEPARTMENT OF COMMERCE
Under the Paperwork Reduction Act of 1995, no persons are required to respond to a collection of information unless it displays a valid OMB control number.

DECLARATION (37 CFR 1.63) FOR UTILITY OR DESIGN APPLICATION USING AN APPLICATION DATA SHEET (37 CFR 1.76)

Title of Invention	METHODS FOR MAINTAINING THE INTEGRITY AND IDENTIFICATION OF A NUCLEIC ACID TEMPLATE IN A MULTIPLEX SEQUENCING REACTION

As the below named inventor, I hereby declare that:

This declaration is directed to:

☐ The attached application, or

☒ United States application or PCT International application number 14/854,629 filed on September 15, 2015.

The above-identified application was made or authorized to be made by me.

I believe that I am the original inventor or an original joint inventor of a claimed invention in the application.

I hereby acknowledge that any willful false statement made in this declaration is punishable under 18 U.S.C. 1001 by fine or imprisonment of not more than five (5) years, or both.

WARNING:

Petitioner/applicant is cautioned to avoid submitting personal information in documents filed in a patent application that may contribute to identity theft. Personal information such as social security numbers, bank account numbers, or credit card numbers (other than a check or credit card authorization form PTO-2038 submitted for payment purposes) is never required by the USPTO to support a petition or an application. If this type of personal information is included in documents submitted to the USPTO, petitioners/applicants should consider redacting such personal information from the documents before submitting them to the USPTO. Petitioner/applicant is advised that the record of a patent application is available to the public after publication of the application (unless a non-publication request in compliance with 37 CFR 1.213(a) is made in the application) or issuance of a patent. Furthermore, the record from an abandoned application may also be available to the public if the application is referenced in a published application or an issued patent (see 37 CFR 1.14). Checks and credit card authorization forms PTO-2038 submitted for payment purposes are not retained in the application file and therefore are not publicly available.

LEGAL NAME OF INVENTOR

Inventor: Gregory Porreca Date (Optional): 2-2-16

Signature: [signature]

Note: An application data sheet (PTO/SB/14 or equivalent), including naming the entire inventive entity, must accompany this form or must have been previously filed. Use an additional PTO/AIA/01 form for each additional inventor.

This collection of information is required by 35 U.S.C. 115 and 37 CFR 1.63. The information is required to obtain or retain a benefit by the public which is to file (and by the USPTO to process) an application. Confidentiality is governed by 35 U.S.C. 122 and 37 CFR 1.11 and 1.14. This collection is estimated to take 1 minute to complete, including gathering, preparing, and submitting the completed application form to the USPTO. Time will vary depending upon the individual case. Any comments on the amount of time you require to complete this form and/or suggestions for reducing this burden, should be sent to the Chief Information Officer, U.S. Patent and Trademark Office, U.S. Department of Commerce, P.O. Box 1450, Alexandria, VA 22313-1450. DO NOT SEND FEES OR COMPLETED FORMS TO THIS ADDRESS. **SEND TO: Commissioner for Patents, P.O. Box 1450, Alexandria, VA 22313-1450.**

If you need assistance in completing the form, call 1-800-PTO-9199 and select option 2.

Electronic Acknowledgement Receipt

EFS ID:	42904145
Application Number:	17339527
International Application Number:	
Confirmation Number:	1852
Title of Invention:	METHODS FOR MAINTAINING THE INTEGRITY AND IDENTIFICATION OF A NUCLEIC ACID TEMPLATE IN A MULTIPLEX SEQUENCING REACTION
First Named Inventor/Applicant Name:	Gregory Porreca
Customer Number:	21710
Filer:	Thomas C. Meyers/Jeanne Waters
Filer Authorized By:	Thomas C. Meyers
Attorney Docket Number:	MLB-001/04US 34468/52
Receipt Date:	04-JUN-2021
Filing Date:	
Time Stamp:	16:43:42
Application Type:	Utility under 35 USC 111(a)

Payment information:

Submitted with Payment	no

File Listing:

Document Number	Document Description	File Name	File Size(Bytes)/ Message Digest	Multi Part /.zip	Pages (if appl.)
1		17149504.pdf	1871237 43c6492f2973a90268dd3a00a1c91b527adefc33	yes	38

	Multipart Description/PDF files in .zip description		
	Document Description	**Start**	**End**
	Specification	1	28
	Claims	29	34
	Abstract	35	35
	Drawings-only black and white line drawings	36	38

Warnings:					
Information:					
2	Application Data Sheet	MLB-001-04US-ADS.pdf	1255957 f02922ac2ac4ab26d1b5d3cbf04adbfebb27faf5	no	9
Warnings:					
Information:					
3	Oath or Declaration filed	MLB-001-04US-DECS.pdf	2512954 0c4b258119c627a1948836910bbb8c134d99f115	no	3
Warnings:					
Information:					
		Total Files Size (in bytes):	5640148		

This Acknowledgement Receipt evidences receipt on the noted date by the USPTO of the indicated documents, characterized by the applicant, and including page counts, where applicable. It serves as evidence of receipt similar to a Post Card, as described in MPEP 503.

<u>New Applications Under 35 U.S.C. 111</u>
If a new application is being filed and the application includes the necessary components for a filing date (see 37 CFR 1.53(b)-(d) and MPEP 506), a Filing Receipt (37 CFR 1.54) will be issued in due course and the date shown on this Acknowledgement Receipt will establish the filing date of the application.
<u>National Stage of an International Application under 35 U.S.C. 371</u>
If a timely submission to enter the national stage of an international application is compliant with the conditions of 35 U.S.C. 371 and other applicable requirements a Form PCT/DO/EO/903 indicating acceptance of the application as a national stage submission under 35 U.S.C. 371 will be issued in addition to the Filing Receipt, in due course.
<u>New International Application Filed with the USPTO as a Receiving Office</u>
If a new international application is being filed and the international application includes the necessary components for an international filing date (see PCT Article 11 and MPEP 1810), a Notification of the International Application Number and of the International Filing Date (Form PCT/RO/105) will be issued in due course, subject to prescriptions concerning national security, and the date shown on this Acknowledgement Receipt will establish the international filing date of the application.

IN THE UNITED STATES PATENT AND TRADEMARK OFFICE

INVENTORS:	Porreca, et al.	ART UNIT:	1634
SERIAL NUMBER:	17/339,527	CONF. NO.:	1852
FILING DATE:	June 4, 2021	EXAMINER:	Not Yet Assigned
TITLE:	METHODS FOR MAINTAINING THE INTEGRITY AND IDENTIFICATION OF A NUCLEIC ACID TEMPLATE IN A MULTIPLEX SEQUENCING REACTION		

Commissioner for Patents
P. O. Box 1450
Alexandria, VA 22313-1450

FILED ELECTRONICALLY

PRELIMINARY AMENDMENT

Prior to examination of the above U.S. nonprovisional patent application, please amend the specification and claims and consider the following remarks.

Amendments to the specification begin on page 2.

Amendments to the claims begin on page 3.

Remarks begin on page 6.

Applicant herewith submits the application basic filing fee, surcharge, search fee, and examination fee. If any additional fee is due, Applicants authorize such fee to be charged to Deposit Account No. 50-0369.

Remarks

Amendments to the specification

The subject application is a continuation of parent application patent application serial no. 17/149,504. With entry of this amendment, applicant has amended the specification to reflect priority information for this application.

No new matter is added.

Amendments to the claims

With entry of this amendment, claims 1-46 are cancelled and new claims 47-65 are added, with claims 47 and 60 being the only independent claims. Support for the amendments can be found throughout the application as-filed, for example at page 3, lines 15-17; page 4, lines 1-3; page 5, line 16 to page 6, line 10; page 6, lines 23-25; page 8; page 9, lines 11-18; page 12, lines 12-15 and 21-22; page 13, lines 3-18; page 27, lines 17-25; and FIG. 1and FIG. 3.

No new matter is added.

Application fees

With entry of this amendment, nineteen (19) total claims are pending, with claims 47 and 60 being the only independent claims.

Applicant herewith submits the statutory basic filing fee, application search fee, application examination fee, and a surcharge for a late submission for a small entity in the amount of $910.00.

Summary

If there are any questions regarding these remarks, the Examiners are invited and encourage to contact applicant's representatives at the telephone number provided.

Dated: June 11, 2021

Respectfully submitted,
BROWN RUDNICK LLP

BROWN RUDNICK LLP
One Financial Center
Boston, MA 02111
Tel: 617-856-8483
Fax: 617-856-8201

/Thomas C. Meyers/
Thomas C. Meyers, Reg. No. 36,989
Attorney for Applicant
Email: tmeyers@brownrudnick.com

63792301

Electronic Patent Application Fee Transmittal

Application Number:	17339527
Filing Date:	
Title of Invention:	METHODS FOR MAINTAINING THE INTEGRITY AND IDENTIFICATION OF A NUCLEIC ACID TEMPLATE IN A MULTIPLEX SEQUENCING REACTION
First Named Inventor/Applicant Name:	Gregory Porreca
Filer:	Thomas C. Meyers/Aditya Ramanathan
Attorney Docket Number:	MLB-001/04US 34468/52

Filed as Small Entity

Filing Fees for Utility under 35 USC 111(a)

Description	Fee Code	Quantity	Amount	Sub-Total in USD($)
Basic Filing:				
UTILITY FILING FEE (ELECTRONIC FILING)	4011	1	80	80
UTILITY SEARCH FEE	2111	1	350	350
UTILITY EXAMINATION FEE	2311	1	400	400
Pages:				
Claims:				
Miscellaneous-Filing:				
LATE FILING FEE FOR OATH OR DECLARATION	2051	1	80	80
Petition:				

Description	Fee Code	Quantity	Amount	Sub-Total in USD($)
Patent-Appeals-and-Interference:				
Post-Allowance-and-Post-Issuance:				
Extension-of-Time:				
Miscellaneous:				
		Total in USD ($)		**910**

Electronic Acknowledgement Receipt	
EFS ID:	42968239
Application Number:	17339527
International Application Number:	
Confirmation Number:	1852
Title of Invention:	METHODS FOR MAINTAINING THE INTEGRITY AND IDENTIFICATION OF A NUCLEIC ACID TEMPLATE IN A MULTIPLEX SEQUENCING REACTION
First Named Inventor/Applicant Name:	Gregory Porreca
Customer Number:	21710
Filer:	Thomas C. Meyers/Sandra Richards
Filer Authorized By:	Thomas C. Meyers
Attorney Docket Number:	MLB-001/04US 34468/52
Receipt Date:	11-JUN-2021
Filing Date:	
Time Stamp:	16:54:55
Application Type:	Utility under 35 USC 111(a)

Payment information:

Submitted with Payment	yes
Payment Type	DA
Payment was successfully received in RAM	$910
RAM confirmation Number	E20216AG55284203
Deposit Account	
Authorized User	
The Director of the USPTO is hereby authorized to charge indicated fees and credit any overpayment as follows:	

File Listing:

Document Number	Document Description	File Name	File Size(Bytes)/ Message Digest	Multi Part /.zip	Pages (if appl.)
1		MLB-001-04US-Prelim-Amend_Jun112021.pdf	133690 1fe3145f6d2d7aac4642c97c5cd85559a4c90142	yes	7
	Multipart Description/PDF files in .zip description				
	Document Description		**Start**	**End**	
	Amendment/Req. Reconsideration-After Non-Final Reject		1	1	
	Claims		2	5	
	Applicant Arguments/Remarks Made in an Amendment		6	7	
Warnings:					
Information:					
2	Fee Worksheet (SB06)	fee-info.pdf	37125 540c47210751df8bf4c95668bac629fd557ed789	no	2
Warnings:					
Information:					
		Total Files Size (in bytes):	170815		

This Acknowledgement Receipt evidences receipt on the noted date by the USPTO of the indicated documents, characterized by the applicant, and including page counts, where applicable. It serves as evidence of receipt similar to a Post Card, as described in MPEP 503.

New Applications Under 35 U.S.C. 111
If a new application is being filed and the application includes the necessary components for a filing date (see 37 CFR 1.53(b)-(d) and MPEP 506), a Filing Receipt (37 CFR 1.54) will be issued in due course and the date shown on this Acknowledgement Receipt will establish the filing date of the application.
National Stage of an International Application under 35 U.S.C. 371
If a timely submission to enter the national stage of an international application is compliant with the conditions of 35 U.S.C. 371 and other applicable requirements a Form PCT/DO/EO/903 indicating acceptance of the application as a national stage submission under 35 U.S.C. 371 will be issued in addition to the Filing Receipt, in due course.
New International Application Filed with the USPTO as a Receiving Office
If a new international application is being filed and the international application includes the necessary components for an international filing date (see PCT Article 11 and MPEP 1810), a Notification of the International Application Number and of the International Filing Date (Form PCT/RO/105) will be issued in due course, subject to prescriptions concerning national security, and the date shown on this Acknowledgement Receipt will establish the international filing date of the application.

Amendments to the Specification

Please amend the "Related Application" section on page 1, lines 3-6 of the as-filed specification as follows and indicated by the marked changes:

Related Applications

The present application is a continuation application of U.S. patent application serial number 17/149,504, filed January 14, 2021, which is a continuation of U.S. patent application serial number 14/854,629, filed September 15, 2015, which is a divisional application of U.S. patent application serial number 13/081,660, filed April 7, 2011, which claims the benefit of and priority to U.S. provisional patent application serial number 61/426,817, filed December 23, 2010, the contents of each of which [[is]]are incorporated by reference herein in [[its]]their entirety.

An unmarked copy of the as-amended paragraph is provided below:

Related Applications

The present application is a continuation application of U.S. patent application serial number 17/149,504, filed January 14, 2021, which is a continuation of U.S. patent application serial number 14/854,629, filed September 15, 2015, which is a divisional application of U.S. patent application serial number 13/081,660, filed April 7, 2011, which claims the benefit of and priority to U.S. provisional patent application serial number 61/426,817, filed December 23, 2010, the contents of each of which [[is]]are incorporated by reference herein in their entirety.

Amendments to the Claims:

Please amend the claims as follows.

1-46. (Canceled)

47. (New) A method comprising:

incorporating a first identifier into a 5' portion of a nucleic acid template and a second identifier into a 3' portion of the nucleic acid template;

amplifying the nucleic acid template on the surface of a flow cell to form a cluster attached to the surface of the flow cell;

sequencing to produce sequence data from the cluster; and

discarding the sequence data when the sequence data include identifier sequences from only one of the first identifier and the second identifier.

48. (New) The method of claim 47, further comprising pooling the template with other samples in which unique pairs of barcode sequences have been attached to nucleic acids.

49. (New) The method of claim 48, further comprising hybridizing the nucleic acids to primers at discrete locations on the flow cell.

50. (New) The method of claim 49, wherein the amplifying step includes extending at least one of the primers on the nucleic acid template.

51. (New) The method according to claim 47, wherein the first and second identifiers are the same.

52. (New) The method according to claim 47, wherein the first and second identifiers are different.

53. (New) The method according to claim 47, wherein the sequencing step comprises:

contacting the cluster with a primer, polymerase, and labeled nucleotides under

conditions that permit the polymerase to add labeled nucleotides to the primer in a template-dependent manner; and

detecting signals from the labeled nucleotide to thereby determines the sequence of nucleic acid in the cluster.

54. (New) The method of claim 53, wherein the labeled nucleotides are modified nucleotides having 3' blocks blocking their 3'-OH groups and the sequencing step further comprises:

incorporating, with the polymerase, a modified nucleotide into a growing polynucleotide chain complementary to the region of the template being sequenced;

recording the identity of the incorporated modified nucleotide; and

removing the 3' block form the incorporated modified nucleotide.

55. (New) The method of claim 47, wherein the first and second identifiers are first and second barcode sequences that are attached to the template.

56. (New) The method of claim 55, wherein the first barcode sequence is attached to a 5' end of the template and the second barcode sequence is attached to a 3' end of the template.

57. (New) The method of claim 54, wherein the first and second barcodes are each from about 2 to about 50 nucleotides in length.

58. (New) The method of claim 57, wherein the length is from about 4 to about 20 nucleotides.

59. (New) The method of claim 57, wherein the barcodes are designed to have no homopolymer regions.

60. (New) A method for analyzing a nucleic acid, the method comprising:

attaching a pair of barcodes to a nucleic acid template from a sample;

pooling the template with other samples to form a pooled nucleic acid library in which each sample is tagged with a unique sample-specific pair of barcodes;

hybridizing the library to primers attached to discrete locations on a flow cell;

amplifying the library to form clusters of amplicons attached to the surface;

sequencing amplicons in the cluster to produce sequence data; and

detecting formation of a chimeric molecule among the clusters when the sequence data include a mismatched barcode pair.

61. (New) The method of claim 60, wherein after attaching the pair of barcodes, the nucleic acid template has the following configuration from 5' to 3': a first known sequence; a first barcode sequence; a second known sequence; a target polynucleotide sequence; a third known sequence; a second barcode sequence; and a fourth known sequence.

62. (New) The method of claim 60, wherein the first and second barcode sequences are different.

63. (New) The method of claim 62, wherein each barcode is from about 4 to about 20 nucleotides in length.

64. (New) The method of claim 63, wherein the barcodes are attached to the nucleic acid template by ligation.

65. (New) The method of claim 64, wherein the barcodes are designed to have no homopolymer regions.

UNITED STATES PATENT AND TRADEMARK OFFICE

UNITED STATES DEPARTMENT OF COMMERCE
United States Patent and Trademark Office
Address: COMMISSIONER FOR PATENTS
P.O. Box 1450
Alexandria, Virginia 22313-1450
www.uspto.gov

APPLICATION NUMBER	FILING or 371(c) DATE	GRP ART UNIT	FIL FEE REC'D	ATTY.DOCKET.NO	TOT CLAIMS	IND CLAIMS
17/339,527	06/04/2021	1634	910	MLB-001/04US 34468/52	19	2

CONFIRMATION NO. 1852

FILING RECEIPT

21710
BROWN RUDNICK LLP
ONE FINANCIAL CENTER
BOSTON, MA 02111

OC000000126298024

Date Mailed: 06/15/2021

Receipt is acknowledged of this non-provisional utility patent application. The application will be taken up for examination in due course. Applicant will be notified as to the results of the examination. Any correspondence concerning the application must include the following identification information: the U.S. APPLICATION NUMBER, FILING DATE, NAME OF FIRST INVENTOR, and TITLE OF INVENTION. Fees transmitted by check or draft are subject to collection.

Please verify the accuracy of the data presented on this receipt. If an error is noted on this Filing Receipt, please submit a written request for a corrected Filing Receipt, including a properly marked-up ADS showing the changes with strike-through for deletions and underlining for additions. If you received a "Notice to File Missing Parts" or other Notice requiring a response for this application, please submit any request for correction to this Filing Receipt with your reply to the Notice. When the USPTO processes the reply to the Notice, the USPTO will generate another Filing Receipt incorporating the requested corrections provided that the request is grantable.

Inventor(s)

Gregory Porreca, Cambridge, MA;
Mark Umbarger, Brookline, MA;
George Church, Brookline, MA;

Applicant(s)

Molecular Loop Biosolutions, Inc., Cambridge, MA;

Power of Attorney: None

Domestic Priority data as claimed by applicant

This application is a CON of 17/149,504 01/14/2021 PAT 11041852
which is a CON of 14/854,629 09/15/2015 PAT 11041851
which is a DIV of 13/081,660 04/07/2011 PAT 9163281
which claims benefit of 61/426,817 12/23/2010

Foreign Applications for which priority is claimed (You may be eligible to benefit from the **Patent Prosecution Highway** program at the USPTO. Please see http://www.uspto.gov for more information.) - None.
Foreign application information must be provided in an Application Data Sheet in order to constitute a claim to foreign priority. See 37 CFR 1.55 and 1.76.

Permission to Access Application via Priority Document Exchange: Yes

Permission to Access Search Results: Yes

Applicant may provide or rescind an authorization for access using Form PTO/SB/39 or Form PTO/SB/69 as appropriate.

If Required, Foreign Filing License Granted: 06/14/2021
The country code and number of your priority application, to be used for filing abroad under the Paris Convention, is **US 17/339,527**
Projected Publication Date: 09/23/2021
Non-Publication Request: No
Early Publication Request: No
**** SMALL ENTITY ****
Title

METHODS FOR MAINTAINING THE INTEGRITY AND IDENTIFICATION OF A NUCLEIC ACID TEMPLATE IN A MULTIPLEX SEQUENCING REACTION

Preliminary Class

435

Statement under 37 CFR 1.55 or 1.78 for AIA (First Inventor to File) Transition Applications: No

PROTECTING YOUR INVENTION OUTSIDE THE UNITED STATES

Since the rights granted by a U.S. patent extend only throughout the territory of the United States and have no effect in a foreign country, an inventor who wishes patent protection in another country must apply for a patent in a specific country or in regional patent offices. Applicants may wish to consider the filing of an international application under the Patent Cooperation Treaty (PCT). An international (PCT) application generally has the same effect as a regular national patent application in each PCT-member country. The PCT process **simplifies** the filing of patent applications on the same invention in member countries, but **does not result** in a grant of "an international patent" and does not eliminate the need of applicants to file additional documents and fees in countries where patent protection is desired.

Almost every country has its own patent law, and a person desiring a patent in a particular country must make an application for patent in that country in accordance with its particular laws. Since the laws of many countries differ in various respects from the patent law of the United States, applicants are advised to seek guidance from specific foreign countries to ensure that patent rights are not lost prematurely.

Applicants also are advised that in the case of inventions made in the United States, the Director of the USPTO must issue a license before applicants can apply for a patent in a foreign country. The filing of a U.S. patent application serves as a request for a foreign filing license. The application's filing receipt contains further information and guidance as to the status of applicant's license for foreign filing.

Applicants may wish to consult the USPTO booklet, "General Information Concerning Patents" (specifically, the section entitled "Treaties and Foreign Patents") for more information on timeframes and deadlines for filing foreign patent applications. The guide is available either by contacting the USPTO Contact Center at 800-786-9199, or it can be viewed on the USPTO website at http://www.uspto.gov/web/offices/pac/doc/general/index.html.

For information on preventing theft of your intellectual property (patents, trademarks and copyrights), you may wish to consult the U.S. Government website, http://www.stopfakes.gov. Part of a Department of Commerce initiative, this website includes self-help "toolkits" giving innovators guidance on how to protect intellectual property in specific

countries such as China, Korea and Mexico. For questions regarding patent enforcement issues, applicants may call the U.S. Government hotline at 1-866-999-HALT (1-866-999-4258).

LICENSE FOR FOREIGN FILING UNDER

Title 35, United States Code, Section 184

Title 37, Code of Federal Regulations, 5.11 & 5.15

GRANTED

The applicant has been granted a license under 35 U.S.C. 184, if the phrase "IF REQUIRED, FOREIGN FILING LICENSE GRANTED" followed by a date appears on this form. Such licenses are issued in all applications where the conditions for issuance of a license have been met, regardless of whether or not a license may be required as set forth in 37 CFR 5.15. The scope and limitations of this license are set forth in 37 CFR 5.15(a) unless an earlier license has been issued under 37 CFR 5.15(b). The license is subject to revocation upon written notification. The date indicated is the effective date of the license, unless an earlier license of similar scope has been granted under 37 CFR 5.13 or 5.14.

This license is to be retained by the licensee and may be used at any time on or after the effective date thereof unless it is revoked. This license is automatically transferred to any related applications(s) filed under 37 CFR 1.53(d). This license is not retroactive.

The grant of a license does not in any way lessen the responsibility of a licensee for the security of the subject matter as imposed by any Government contract or the provisions of existing laws relating to espionage and the national security or the export of technical data. Licensees should apprise themselves of current regulations especially with respect to certain countries, of other agencies, particularly the Office of Defense Trade Controls, Department of State (with respect to Arms, Munitions and Implements of War (22 CFR 121-128)); the Bureau of Industry and Security, Department of Commerce (15 CFR parts 730-774); the Office of Foreign AssetsControl, Department of Treasury (31 CFR Parts 500+) and the Department of Energy.

NOT GRANTED

No license under 35 U.S.C. 184 has been granted at this time, if the phrase "IF REQUIRED, FOREIGN FILING LICENSE GRANTED" DOES NOT appear on this form. Applicant may still petition for a license under 37 CFR 5.12, if a license is desired before the expiration of 6 months from the filing date of the application. If 6 months has lapsed from the filing date of this application and the licensee has not received any indication of a secrecy order under 35 U.S.C. 181, the licensee may foreign file the application pursuant to 37 CFR 5.15(b).

SelectUSA

The United States represents the largest, most dynamic marketplace in the world and is an unparalleled location for business investment, innovation, and commercialization of new technologies. The U.S. offers tremendous resources and advantages for those who invest and manufacture goods here. Through SelectUSA, our nation works to promote and facilitate business investment. SelectUSA provides information assistance to the international investor community; serves as an ombudsman for existing and potential investors; advocates on behalf of U.S. cities, states, and regions competing for global investment; and counsels U.S. economic development organizations on investment attraction best practices. To learn more about why the United States is the best country in the world to develop

technology, manufacture products, deliver services, and grow your business, visit http://www.SelectUSA.gov or call +1-202-482-6800.

PATENT APPLICATION FEE DETERMINATION RECORD Substitute for Form PTO-875	Application or Docket Number 17/339,527

APPLICATION AS FILED - PART I

FOR	(Column 1) NUMBER FILED	(Column 2) NUMBER EXTRA	SMALL ENTITY RATE($)	SMALL ENTITY FEE($)	OR	OTHER THAN SMALL ENTITY RATE($)	OTHER THAN SMALL ENTITY FEE($)
BASIC FEE (37 CFR 1.16(a), (b), or (c))	N/A	N/A	N/A	80		N/A	
SEARCH FEE (37 CFR 1.16(k), (i), or (m))	N/A	N/A	N/A	350		N/A	
EXAMINATION FEE (37 CFR 1.16(o), (p), or (q))	N/A	N/A	N/A	400		N/A	
TOTAL CLAIMS (37 CFR 1.16(i))	19 minus 20 =	*	x 50 =	0.00	OR		
INDEPENDENT CLAIMS (37 CFR 1.16(h))	2 minus 3 =	*	x 240 =	0.00			
APPLICATION SIZE FEE (37 CFR 1.16(s))	If the specification and drawings exceed 100 sheets of paper, the application size fee due is $310 ($155 for small entity) for each additional 50 sheets or fraction thereof. See 35 U.S.C. 41(a)(1)(G) and 37 CFR 1.16(s).			0.00			
MULTIPLE DEPENDENT CLAIM PRESENT (37 CFR 1.16(j))				0.00			
* If the difference in column 1 is less than zero, enter "0" in column 2.			TOTAL	830		TOTAL	

APPLICATION AS AMENDED - PART II

		(Column 1) CLAIMS REMAINING AFTER AMENDMENT		(Column 2) HIGHEST NUMBER PREVIOUSLY PAID FOR	(Column 3) PRESENT EXTRA	SMALL ENTITY RATE($)	SMALL ENTITY ADDITIONAL FEE($)	OR	OTHER THAN SMALL ENTITY RATE($)	OTHER THAN SMALL ENTITY ADDITIONAL FEE($)
AMENDMENT A	Total (37 CFR 1.16(i))	*	Minus	**	=	x =		OR	x =	
AMENDMENT A	Independent (37 CFR 1.16(h))	*	Minus	***	=	x =		OR	x =	
AMENDMENT A	Application Size Fee (37 CFR 1.16(s))									
AMENDMENT A	FIRST PRESENTATION OF MULTIPLE DEPENDENT CLAIM (37 CFR 1.16(j))							OR		
						TOTAL ADD'L FEE		OR	TOTAL ADD'L FEE	

		(Column 1) CLAIMS REMAINING AFTER AMENDMENT		(Column 2) HIGHEST NUMBER PREVIOUSLY PAID FOR	(Column 3) PRESENT EXTRA	RATE($)	ADDITIONAL FEE($)		RATE($)	ADDITIONAL FEE($)
AMENDMENT B	Total (37 CFR 1.16(i))	*	Minus	**	=	x =		OR	x =	
AMENDMENT B	Independent (37 CFR 1.16(h))	*	Minus	***	=	x =		OR	x =	
AMENDMENT B	Application Size Fee (37 CFR 1.16(s))									
AMENDMENT B	FIRST PRESENTATION OF MULTIPLE DEPENDENT CLAIM (37 CFR 1.16(j))							OR		
						TOTAL ADD'L FEE		OR	TOTAL ADD'L FEE	

* If the entry in column 1 is less than the entry in column 2, write "0" in column 3.
** If the "Highest Number Previously Paid For" IN THIS SPACE is less than 20, enter "20".
*** If the "Highest Number Previously Paid For" IN THIS SPACE is less than 3, enter "3".
The "Highest Number Previously Paid For" (Total or Independent) is the highest found in the appropriate box in column 1.

PTO/SB/08a (02-18)
Approved for use through 11/30/2020. OMB 0651-0031
U.S. Patent and Trademark Office; U.S. DEPARTMENT OF COMMERCE
Under the Paperwork Reduction Act of 1995, no persons are required to respond to a collection of information unless it contains a valid OMB control number.

INFORMATION DISCLOSURE STATEMENT BY APPLICANT (**Not for submission under 37 CFR 1.99)**		
	Application Number	17339527
	Filing Date	2021-06-04
	First Named Inventor	Gregory Porreca
	Art Unit	N/A
	Examiner Name	Not Yet Assigned
	Attorney Docket Number	MLB-001/04US 34468/52

U.S.PATENTS Remove

Examiner Initial*	Cite No	Patent Number	Kind Code[1]	Issue Date	Name of Patentee or Applicant of cited Document	Pages,Columns,Lines where Relevant Passages or Relevant Figures Appear
	1	4683195		1987-07-28	Mullis et al.	
	2	4683202		1987-07-28	Mullis	
	3	4988617		1991-01-29	Landegren et al.	
	4	5060980		1991-10-29	Johnson et al.	
	5	5210015		1993-05-11	Gelfand et al.	
	6	5234809		1993-08-10	Boom et al.	
	7	5242794		1993-09-07	Whiteley et al.	
	8	5348853		1994-09-20	Wang et al.	

INFORMATION DISCLOSURE STATEMENT BY APPLICANT (Not for submission under 37 CFR 1.99)	Application Number	17339527
	Filing Date	2021-06-04
	First Named Inventor	Gregory Porreca
	Art Unit	N/A
	Examiner Name	Not Yet Assigned
	Attorney Docket Number	MLB-001/04US 34468/52

	9	5434049	A	1995-07-18	Okano et al.	
	10	5459307		1995-10-17	Klotz, Jr.	
	11	5486686		1996-01-23	Zdybel, Jr. et al.	
	12	5491224	A	1996-02-13	Bittner et al.	
	13	5494810		1996-02-27	Barany et al.	
	14	5567583		1996-10-22	Wang et al.	
	15	5583024		1996-12-10	McElroy, deceased et al.	
	16	5604097		1997-02-18	Brenner	
	17	5636400		1997-06-10	Young	
	18	5674713		1997-10-07	McElroy, deceased et al.	
	19	5695934		1997-12-09	Brenner	

INFORMATION DISCLOSURE STATEMENT BY APPLICANT (Not for submission under 37 CFR 1.99)	Application Number	17339527
	Filing Date	2021-06-04
	First Named Inventor	Gregory Porreca
	Art Unit	N/A
	Examiner Name	Not Yet Assigned
	Attorney Docket Number	MLB-001/04US 34468/52

	20	5700673		1997-12-23	McElroy, deceased et al.	
	21	5701256		1997-12-23	Marr et al.	
	22	5830064		1998-11-03	Bradish et al.	
	23	5846719		1998-12-08	Brenner et al.	
	24	5863722		1999-01-26	Brenner	
	25	5866337		1999-02-02	Schon	
	26	5869252		1999-02-09	Bouma et al.	
	27	5869717		1999-02-09	Frame et al.	
	28	5871921		1999-02-16	Landegren et al.	
	29	5888788		1999-03-30	De Miniac	
	30	5942391		1999-08-24	Zhang et al.	

INFORMATION DISCLOSURE STATEMENT BY APPLICANT (Not for submission under 37 CFR 1.99)	Application Number	17339527
	Filing Date	2021-06-04
	First Named Inventor	Gregory Porreca
	Art Unit	N/A
	Examiner Name	Not Yet Assigned
	Attorney Docket Number	MLB-001/04US 34468/52

	31	5971921		1999-10-26	Timbel	
	32	5993611		1999-11-30	Moroney, III et al.	
	33	5994056		1999-11-30	Higuchi	
	34	6020127	A	2000-02-01	MacKenzie et al.	
	35	6033854		2000-03-07	Kurnit et al.	
	36	6033872		2000-03-07	Bergsma et al.	
	37	6100099		2000-08-08	Gordon et al.	
	38	6138077		2000-10-24	Brenner	
	39	6150516		2000-11-21	Brenner et al.	
	40	6171785		2001-01-09	Higuchi	
	41	6172214		2001-01-09	Brenner	

INFORMATION DISCLOSURE STATEMENT BY APPLICANT (Not for submission under 37 CFR 1.99)	Application Number	17339527
	Filing Date	2021-06-04
	First Named Inventor	Gregory Porreca
	Art Unit	N/A
	Examiner Name	Not Yet Assigned
	Attorney Docket Number	MLB-001/04US 34468/52

	42	6172218		2001-01-09	Brenner	
	43	6197508		2001-03-06	Stanley	
	44	6197574		2001-03-06	Miyamoto et al.	
	45	6210891		2001-04-03	Nyren et al.	
	46	6223128	B1	2001-04-24	Allex et al.	
	47	6235472		2001-05-22	Landegren et al.	
	48	6235475		2001-05-22	Brenner et al.	
	49	6235501		2001-05-22	Gautsch et al.	
	50	6235502		2001-05-22	Weissman et al.	
	51	6258568		2001-07-10	Nyren	
	52	6274320		2001-08-14	Rothberg et al.	

INFORMATION DISCLOSURE STATEMENT BY APPLICANT (Not for submission under 37 CFR 1.99)	Application Number	17339527
	Filing Date	2021-06-04
	First Named Inventor	Gregory Porreca
	Art Unit	N/A
	Examiner Name	Not Yet Assigned
	Attorney Docket Number	MLB-001/04US 34468/52

	53	6306597		2001-10-23	Macevicz	
	54	6352828		2002-03-05	Brenner	
	55	6360235		2002-03-19	Tilt et al.	
	56	6361940		2002-03-26	Van Ness et al.	
	57	6403320		2002-06-11	Read et al.	
	58	6462254		2002-10-08	Vernachio et al.	
	59	6489105		2002-12-03	Matlashewski et al.	
	60	6558928		2003-05-06	Landegren	
	61	6569920		2003-05-27	Wen et al.	
	62	6582938		2003-06-24	Su et al.	
	63	6585938		2003-07-01	Machida et al.	

INFORMATION DISCLOSURE STATEMENT BY APPLICANT (Not for submission under 37 CFR 1.99)	Application Number	17339527
	Filing Date	2021-06-04
	First Named Inventor	Gregory Porreca
	Art Unit	N/A
	Examiner Name	Not Yet Assigned
	Attorney Docket Number	MLB-001/04US 34468/52

	64	6613516		2003-09-02	Christians et al.	
	65	6714874		2004-03-30	Myers et al.	
	66	6716580		2004-04-06	Gold et al.	
	67	6719449		2004-04-13	Laugham, Jr. et al.	
	68	6818395	B1	2004-11-16	Quake et al.	
	69	6828100		2004-12-07	Ronaghi	
	70	6833246		2004-12-21	Balasubramanian	
	71	6858412		2005-02-22	Willis et al.	
	72	6911345		2005-06-28	Quake et al.	
	73	6913879		2005-07-05	TeleChem International Inc.	
	74	6927024		2005-08-09	Dodge et al.	

INFORMATION DISCLOSURE STATEMENT BY APPLICANT (Not for submission under 37 CFR 1.99)	Application Number	17339527
	Filing Date	2021-06-04
	First Named Inventor	Gregory Porreca
	Art Unit	N/A
	Examiner Name	Not Yet Assigned
	Attorney Docket Number	MLB-001/04US 34468/52

	75	6941317		2005-09-06	Chamberlin et al.	
	76	6948843		2005-09-27	Laugham, Jr. et al.	
	77	7034143		2006-04-25	Preparata et al.	
	78	7041481		2006-05-09	Anderson et al.	
	79	7049077		2006-05-23	Yang	
	80	7057026		2006-06-06	Barnes et al.	
	81	7071324		2006-07-04	Preparata et al.	
	82	7074564		2006-07-11	Landegren	
	83	7074586		2006-07-11	Cheronis et al.	
	84	7115400		2006-10-03	Adessi et al.	
	85	7169560		2007-01-30	Lapidus et al.	

INFORMATION DISCLOSURE STATEMENT BY APPLICANT (Not for submission under 37 CFR 1.99)	Application Number	17339527
	Filing Date	2021-06-04
	First Named Inventor	Gregory Porreca
	Art Unit	N/A
	Examiner Name	Not Yet Assigned
	Attorney Docket Number	MLB-001/04US 34468/52

	86	7211390		2007-05-01	Rothberg et al.	
	87	7232656		2007-06-19	Balasubramanian et al.	
	88	7244559		2007-07-17	Rothberg et al.	
	89	7264929		2007-09-04	Rothberg et al.	
	90	7282337		2007-10-16	Harris	
	91	7297518		2007-11-20	Quake et al.	
	92	7320860		2008-01-22	Landegren et al.	
	93	7323305		2008-01-29	Leamon et al.	
	94	7335762		2008-02-26	Rothberg et al.	
	95	7351528		2008-04-01	Landegren	
	96	7393665		2008-07-01	Brenner	

INFORMATION DISCLOSURE STATEMENT BY APPLICANT (Not for submission under 37 CFR 1.99)	Application Number	17339527
	Filing Date	2021-06-04
	First Named Inventor	Gregory Porreca
	Art Unit	N/A
	Examiner Name	Not Yet Assigned
	Attorney Docket Number	MLB-001/04US 34468/52

	97	7510829		2009-03-31	Faham et al.	
	98	7523117		2009-04-21	Zhang et al.	
	99	7537889		2009-05-26	Sinha et al.	
	100	7537897		2009-05-26	Brenner et al.	
	101	7544473		2009-06-09	Brenner	
	102	7582431		2009-09-01	Drmanac et al.	
	103	7598035		2009-10-06	Macevicz	
	104	7629151		2009-12-08	Gold et al.	
	105	7642056		2010-01-05	Ahn et al.	
	106	7666593		2010-02-23	Lapidus	
	107	7700323		2010-04-20	Willis et al.	

INFORMATION DISCLOSURE STATEMENT BY APPLICANT (Not for submission under 37 CFR 1.99)	Application Number	17339527
	Filing Date	2021-06-04
	First Named Inventor	Gregory Porreca
	Art Unit	N/A
	Examiner Name	Not Yet Assigned
	Attorney Docket Number	MLB-001/04US 34468/52

	108	7774962		2010-08-17	Ladd	
	109	7776616		2010-08-17	Heath et al.	
	110	7790388		2010-09-07	Landegren et al.	
	111	7809509		2010-10-05	Milosavljevic	
	112	7835871		2010-11-16	Kain et al.	
	113	7862999		2011-01-04	Zheng et al.	
	114	7865534		2011-01-04	Genstruct	
	115	7883849		2011-02-08	Dahl	
	116	7957913		2011-06-07	Chinitz et al.	
	117	7960120		2011-06-14	Rigatti et al.	
	118	7985716		2011-07-26	Yershov et al.	

INFORMATION DISCLOSURE STATEMENT BY APPLICANT (Not for submission under 37 CFR 1.99)	Application Number	17339527
	Filing Date	2021-06-04
	First Named Inventor	Gregory Porreca
	Art Unit	N/A
	Examiner Name	Not Yet Assigned
	Attorney Docket Number	MLB-001/04US 34468/52

	119	7993880		2011-08-09	Willis et al.	
	120	8024128		2011-09-20	Rabinowitz et al.	
	121	8114027		2012-02-14	Triva	
	122	8165821		2012-04-24	Zhang	
	123	8209130		2012-06-26	Kennedy et al.	
	124	8283116		2012-10-09	Bhattacharyya et al.	
	125	8462161		2013-06-11	Barber	
	126	8463895		2013-06-11	Arora et al.	
	127	8474228		2013-07-02	Adair et al.	
	128	8496166		2013-07-30	Burns et al.	
	129	8529744		2013-09-10	Marziali et al.	

INFORMATION DISCLOSURE STATEMENT BY APPLICANT (Not for submission under 37 CFR 1.99)	Application Number	17339527
	Filing Date	2021-06-04
	First Named Inventor	Gregory Porreca
	Art Unit	N/A
	Examiner Name	Not Yet Assigned
	Attorney Docket Number	MLB-001/04US 34468/52

	130	8738300		2014-05-27	Porreca et al.	
	131	8778609		2014-07-15	Umbarger	
	132	8812422		2014-08-19	Nizzari et al.	
	133	8847799		2014-09-30	Kennedy et al.	
	134	8976049		2015-03-10	Kennedy et al.	
	135	9074244		2015-07-07	Sparks et al.	
	136	9115387		2015-08-25	Umbarger	
	137	9228233		2016-01-05	Kennedy et al.	
	138	9292527		2016-03-22	Kennedy et al.	
	139	9535920		2017-01-03	Kennedy et al.	
	140	9567639		2017-02-14	Oliphant et al.	

INFORMATION DISCLOSURE STATEMENT BY APPLICANT (Not for submission under 37 CFR 1.99)	Application Number	17339527
	Filing Date	2021-06-04
	First Named Inventor	Gregory Porreca
	Art Unit	N/A
	Examiner Name	Not Yet Assigned
	Attorney Docket Number	MLB-001/04US 34468/52

	141	9677124		2017-06-13	Umbarger	
	142	10066259	B2	2018-09-04	Gore et al.	
	143	10202637		2019-02-12	Umbarger	
	144	10227635		2019-03-12	Umbarger et al.	
	145	10604799		2020-03-31	Porreca et al.	
	146	10683533		2020-06-16	Umbarger et al.	
	147	RE39793		2007-08-21	Brenner	
	148	RE41780		2010-09-28	Anderson et al.	

If you wish to add additional U.S. Patent citation information please click the Add button. Add

U.S.PATENT APPLICATION PUBLICATIONS Remove

Examiner Initial*	Cite No	Publication Number	Kind Code[1]	Publication Date	Name of Patentee or Applicant of cited Document	Pages,Columns,Lines where Relevant Passages or Relevant Figures Appear
	1	20010007742	A1	2001-07-12	LANDERGREN	

EFS Web 2.1.18

INFORMATION DISCLOSURE STATEMENT BY APPLICANT (Not for submission under 37 CFR 1.99)	Application Number	17339527
	Filing Date	2021-06-04
	First Named Inventor	Gregory Porreca
	Art Unit	N/A
	Examiner Name	Not Yet Assigned
	Attorney Docket Number	MLB-001/04US 34468/52

	2	20010046673	A1	2001-11-29	French et al.	
	3	20020001800	A1	2002-01-03	LAPIDUS	
	4	20020040216	A1	2002-04-04	Dumont et al.	
	5	20020042052	A1	2002-04-11	NILSEN et al.	
	6	20020091666	A1	2002-07-11	Rice et al.	
	7	20020164629	A1	2002-11-07	Quake et al.	
	8	20020172954	A1	2002-11-21	Mao et al.	
	9	20020182609	A1	2002-12-05	Arcot	
	10	20020187496	A1	2002-12-12	Andersson et al.	
	11	20020190663	A1	2002-12-19	Rasmussen	
	12	20030166057	A1	2003-09-04	Hildebrand et al.	

INFORMATION DISCLOSURE STATEMENT BY APPLICANT (Not for submission under 37 CFR 1.99)	Application Number	17339527
	Filing Date	2021-06-04
	First Named Inventor	Gregory Porreca
	Art Unit	N/A
	Examiner Name	Not Yet Assigned
	Attorney Docket Number	MLB-001/04US 34468/52

	13	20030175709	A1	2003-09-18	Murphy et al.	
	14	20030177105	A1	2003-09-18	Xiao et al.	
	15	20030203370	A1	2003-10-30	Yakhini et al.	
	16	20030208454	A1	2003-11-06	Rienhoff et al.	
	17	20030224384	A1	2003-12-04	Sayood et al.	
	18	20040029264	A1	2004-02-12	Robbins	
	19	20040053275	A1	2004-03-18	Shafer	
	20	20040106112	A1	2004-06-03	Nilsson et al.	
	21	20040121373	A1	2004-06-24	Friedlander et al.	
	22	20040142325	A1	2004-07-22	Mintz et al.	
	23	20040152108	A1	2004-08-05	Keith et al.	

INFORMATION DISCLOSURE STATEMENT BY APPLICANT (Not for submission under 37 CFR 1.99)	Application Number	17339527
	Filing Date	2021-06-04
	First Named Inventor	Gregory Porreca
	Art Unit	N/A
	Examiner Name	Not Yet Assigned
	Attorney Docket Number	MLB-001/04US 34468/52

	24	20040161773	A1	2004-08-19	Rogan et al.	
	25	20040170965	A1	2004-09-02	Scholl et al.	
	26	20040171051	A1	2004-09-02	Holloway	
	27	20040175719	A1	2004-09-09	Christians	
	28	20040197813	A1	2004-10-07	Hoffman et al.	
	29	20040209299	A1	2004-10-21	Pinter et al.	
	30	20050003369	A1	2005-01-06	Christians et al.	
	31	20050026204	A1	2005-02-03	Landegren	
	32	20050032095	A1	2005-02-10	Wigler et al.	
	33	20050048505	A1	2005-03-03	Fredrick et al.	
	34	20050059048	A1	2005-03-17	Gunderson et al.	

INFORMATION DISCLOSURE STATEMENT BY APPLICANT (Not for submission under 37 CFR 1.99)	Application Number	17339527
	Filing Date	2021-06-04
	First Named Inventor	Gregory Porreca
	Art Unit	N/A
	Examiner Name	Not Yet Assigned
	Attorney Docket Number	MLB-001/04US 34468/52

	35	20050100900	A1	2005-05-12	Kawashima et al.	
	36	20050112590	A1	2005-05-26	Boom et al.	
	37	20050186589	A1	2005-08-25	Kowalik et al.	
	38	20050214811	A1	2005-09-29	Margulies et al.	
	39	20050244879	A1	2005-11-03	Schumm et al.	
	40	20050250147	A1	2005-11-10	Macevicz	
	41	20050272065	A1	2005-12-08	Lakey et al.	
	42	20060008824	A1	2006-01-12	Ronaghi et al.	
	43	20060019304	A1	2006-01-26	Hardenbol et al.	
	44	20060024681	A1	2006-02-02	Smith et al.	
	45	20060030536	A1	2006-02-09	Yu et al.	

INFORMATION DISCLOSURE STATEMENT BY APPLICANT (Not for submission under 37 CFR 1.99)	Application Number	17339527
	Filing Date	2021-06-04
	First Named Inventor	Gregory Porreca
	Art Unit	N/A
	Examiner Name	Not Yet Assigned
	Attorney Docket Number	MLB-001/04US 34468/52

	46	20060078894	A1	2006-04-13	Winkler et al.	
	47	20060149047	A1	2006-07-06	Nanduri et al.	
	48	20060177837	A1	2006-08-10	Borozan et al.	
	49	20060183132	A1	2006-08-17	Fu et al.	
	50	20060192047	A1	2006-08-31	Goossen	
	51	20060195269	A1	2006-08-31	Yeatman et al.	
	52	20060246500	A1	2006-11-02	Browne	
	53	20060263789	A1	2006-11-23	Kincaid	
	54	20060281098	A1	2006-12-14	Miao et al.	
	55	20060286577	A1	2006-12-21	Jia	
	56	20060292585	A1	2006-12-28	Nautiyal et al.	

INFORMATION DISCLOSURE STATEMENT BY APPLICANT (Not for submission under 37 CFR 1.99)	Application Number	17339527
	Filing Date	2021-06-04
	First Named Inventor	Gregory Porreca
	Art Unit	N/A
	Examiner Name	Not Yet Assigned
	Attorney Docket Number	MLB-001/04US 34468/52

	57	20060292611	A1	2006-12-28	Berka et al.	
	58	20070009925	A1	2007-01-11	Fang et al.	
	59	20070020640	A1	2007-01-25	McCloskey et al.	
	60	20070042369	A1	2007-02-22	Reese et al.	
	61	20070092883	A1	2007-04-26	Schouten et al.	
	62	20070114362	A1	2007-05-24	Feng et al.	
	63	20070128624	A1	2007-06-07	Gormley et al.	
	64	20070161013	A1	2007-07-12	Hantash	
	65	20070162983	A1	2007-07-12	Hesterkamp et al.	
	66	20070166705	A1	2007-07-19	Milton et al.	
	67	20070212704	A1	2007-09-13	Dong et al.	

INFORMATION DISCLOSURE STATEMENT BY APPLICANT (Not for submission under 37 CFR 1.99)	Application Number	17339527
	Filing Date	2021-06-04
	First Named Inventor	Gregory Porreca
	Art Unit	N/A
	Examiner Name	Not Yet Assigned
	Attorney Docket Number	MLB-001/04US 34468/52

	68	20070225487	A1	2007-09-27	Nilsson et al.	
	69	20070238122	A1	2007-10-11	Allbritton et al.	
	70	20070244675	A1	2007-10-18	Shai et al.	
	71	20070264653	A1	2007-11-15	Berlin et al.	
	72	20080003142	A1	2008-01-03	Link et al.	
	73	20080014589	A1	2008-01-17	Link et al.	
	74	20080076118	A1	2008-03-27	Tooke et al.	
	75	20080081330	A1	2008-04-03	Kahvejian	
	76	20080085836	A1	2008-04-10	Kearns et al.	
	77	20080090239	A1	2008-04-17	SHOEMAKER et al.	
	78	20080125324	A1	2008-05-29	Petersdorf et al.	

INFORMATION DISCLOSURE STATEMENT BY APPLICANT (Not for submission under 37 CFR 1.99)	Application Number	17339527
	Filing Date	2021-06-04
	First Named Inventor	Gregory Porreca
	Art Unit	N/A
	Examiner Name	Not Yet Assigned
	Attorney Docket Number	MLB-001/04US 34468/52

	79	20080176209	A1	2008-07-24	Muller et al.	
	80	20080269068	A1	2008-10-30	CHURCH et al.	
	81	20080280955	A1	2008-11-13	McCamish	
	82	20080293589	A1	2008-11-27	Shapero	
	83	20090009904	A1	2009-01-08	Yasuna et al.	
	84	20090019156	A1	2009-01-15	Mo et al.	
	85	20090026082	A1	2009-01-29	Rothberg et al.	
	86	20090029385	A1	2009-01-29	Christians et al.	
	87	20090035777	A1	2009-02-05	Kokoris et al.	
	88	20090042206	A1	2009-02-12	Schneider et al.	
	89	20090098551	A1	2009-04-16	Landers et al.	

INFORMATION DISCLOSURE STATEMENT BY APPLICANT (Not for submission under 37 CFR 1.99)	Application Number	17339527
	Filing Date	2021-06-04
	First Named Inventor	Gregory Porreca
	Art Unit	N/A
	Examiner Name	Not Yet Assigned
	Attorney Docket Number	MLB-001/04US 34468/52

	90	20090099041	A1	2009-04-16	CHURCH et al.	
	91	20090105081	A1	2009-04-23	Rodesch et al.	
	92	20090119313	A1	2009-05-07	Pearce	
	93	20090127589	A1	2009-05-21	Rothberg et al.	
	94	20090129647	A1	2009-05-21	Dimitrova et al.	
	95	20090156412	A1	2009-06-18	Boyce, IV et al.	
	96	20090163366	A1	2009-06-25	Nickerson et al.	
	97	20090181389	A1	2009-07-16	Li et al.	
	98	20090191565	A1	2009-07-30	Lapidus et al.	
	99	20090192047	A1	2009-07-30	Parr et al.	
	100	20090202984	A1	2009-08-13	Cantor	

INFORMATION DISCLOSURE STATEMENT BY APPLICANT (Not for submission under 37 CFR 1.99)	Application Number	17339527
	Filing Date	2021-06-04
	First Named Inventor	Gregory Porreca
	Art Unit	N/A
	Examiner Name	Not Yet Assigned
	Attorney Docket Number	MLB-001/04US 34468/52

	101	20090203014	A1	2009-08-13	WU et al.	
	102	20090220955	A1	2009-09-03	Verrant	
	103	20090226975	A1	2009-09-10	Sabot et al.	
	104	20090233814	A1	2009-09-17	Bashkirov et al.	
	105	20090298064	A1	2009-12-03	Batzoglou et al.	
	106	20090301382	A1	2009-12-10	Patel	
	107	20090318310	A1	2009-12-24	Liu et al.	
	108	20100035243	A1	2010-02-11	Muller et al.	
	109	20100035252	A1	2010-02-11	Rothberg et al.	
	110	20100063742	A1	2010-03-11	Hart et al.	
	111	20100069263	A1	2010-03-18	Shendure et al.	

INFORMATION DISCLOSURE STATEMENT BY APPLICANT (Not for submission under 37 CFR 1.99)	Application Number	17339527
	Filing Date	2021-06-04
	First Named Inventor	Gregory Porreca
	Art Unit	N/A
	Examiner Name	Not Yet Assigned
	Attorney Docket Number	MLB-001/04US 34468/52

	112	20100076185	A1	2010-03-25	Adey et al.	
	113	20100086914	A1	2010-04-08	BENTLEY et al.	
	114	20100086926	A1	2010-04-08	Craig et al.	
	115	20100105107	A1	2010-04-29	Hildebrand et al.	
	116	20100137143	A1	2010-06-03	Rothberg et al.	
	117	20100137163	A1	2010-06-03	Link et al.	
	118	20100143908	A1	2010-06-10	Gillevet	
	119	20100159440	A1	2010-06-24	Messier et al.	
	120	20100188073	A1	2010-07-29	Rothberg et al.	
	121	20100196911	A1	2010-08-05	Hoffman et al.	
	122	20100197507	A1	2010-08-05	Rothberg et al.	

INFORMATION DISCLOSURE STATEMENT BY APPLICANT (Not for submission under 37 CFR 1.99)	Application Number	17339527
	Filing Date	2021-06-04
	First Named Inventor	Gregory Porreca
	Art Unit	N/A
	Examiner Name	Not Yet Assigned
	Attorney Docket Number	MLB-001/04US 34468/52

	123	20100216151	A1	2010-08-26	LAPIDUS et al.	
	124	20100216153	A1	2010-08-26	LAPIDUS et al.	
	125	20100227329	A1	2010-09-09	CUPPENS	
	126	20100248984	A1	2010-09-30	Shaffer et al.	
	127	20100282617	A1	2010-11-11	Rothberg et al.	
	128	20100285578	A1	2010-11-11	Selden et al.	
	129	20100297626	A1	2010-11-25	MCKERNAN et al.	
	130	20100300559	A1	2010-12-02	Schultz et al.	
	131	20100300895	A1	2010-12-02	Nobile et al.	
	132	20100301042	A1	2010-12-02	Kahlert	
	133	20100301398	A1	2010-12-02	Rothberg et al.	

INFORMATION DISCLOSURE STATEMENT BY APPLICANT (Not for submission under 37 CFR 1.99)	Application Number	17339527
	Filing Date	2021-06-04
	First Named Inventor	Gregory Porreca
	Art Unit	N/A
	Examiner Name	Not Yet Assigned
	Attorney Docket Number	MLB-001/04US 34468/52

	134	20100304982	A1	2010-12-02	Hinz et al.	
	135	20100311061	A1	2010-12-09	KORLACH et al.	
	136	20100330619	A1	2010-12-30	Willis et al.	
	137	20110004413	A1	2011-01-06	Carnevali et al.	
	138	20110009278	A1	2011-01-13	Kain et al.	
	139	20110015863	A1	2011-01-20	Pevzner et al.	
	140	20110021366	A1	2011-01-27	Chinitz et al.	
	141	20110034342	A1	2011-02-10	Fox	
	142	20110092375	A1	2011-04-21	Zamore et al.	
	143	20110098193	A1	2011-04-28	Kingsmore et al.	
	144	20110117544	A1	2011-05-19	Lexow	

INFORMATION DISCLOSURE STATEMENT BY APPLICANT (Not for submission under 37 CFR 1.99)	Application Number	17339527
	Filing Date	2021-06-04
	First Named Inventor	Gregory Porreca
	Art Unit	N/A
	Examiner Name	Not Yet Assigned
	Attorney Docket Number	MLB-001/04US 34468/52

	145	20110159499	A1	2011-06-30	HINDSON et al.	
	146	20110166029	A1	2011-07-07	Margulies et al.	
	147	20110224105	A1	2011-09-15	Kurn et al.	
	148	20110230365	A1	2011-09-22	Rohlfs et al.	
	149	20110257889	A1	2011-10-20	Klammer et al.	
	150	20110288780	A1	2011-11-24	Rabinowitz et al.	
	151	20110301042	A1	2011-12-08	Steinmann et al.	
	152	20120015050	A1	2012-01-19	Abkevich et al.	

If you wish to add additional U.S. Published Application citation information please click the Add button. Add

FOREIGN PATENT DOCUMENTS Remove

Examiner Initial*	Cite No	Foreign Document Number[3]	Country Code[2] i	Kind Code[4]	Publication Date	Name of Patentee or Applicant of cited Document	Pages,Columns,Lines where Relevant Passages or Relevant Figures Appear	T[5]
	1	1 321 477	EP	A1	2003-06-25	Grawunder, Ulf		

EFS Web 2.1.18

INFORMATION DISCLOSURE STATEMENT BY APPLICANT (Not for submission under 37 CFR 1.99)	Application Number	17339527
	Filing Date	2021-06-04
	First Named Inventor	Gregory Porreca
	Art Unit	N/A
	Examiner Name	Not Yet Assigned
	Attorney Docket Number	MLB-001/04US 34468/52

	2	1 564 306	EP	A2	2005-08-17	Affymetrix, Inc		
	3	2 437 191	EP	A2	2012-04-04	Gene Security Network Llc		
	4	2425240	EP	A2	2012-03-07	Good Start Genetics, Inc		
	5	2716766	EP	A1	2014-04-09	Berry Genomics Co., Ltd		
	6	00/018957	WO	A1	2000-04-06	Applied Research Systems		
	7	02/093453	WO	A2	2002-11-21	X-mine, Inc		
	8	1996/019586	WO	A1	1996-06-27	Visible Genetics Inc		
	9	2004/018497	WO	A2	2004-03-04	Solexa Ltd		
	10	2004/083819	WO	A2	2004-09-30	Trace Genetics, Inc		
	11	2005/003304	WO	A2	2005-01-13	Illumina, Inc		
	12	2006/084132	WO	A2	2006-08-10	Agencourt Bioscience Corp		

INFORMATION DISCLOSURE STATEMENT BY APPLICANT (Not for submission under 37 CFR 1.99)	Application Number	17339527
	Filing Date	2021-06-04
	First Named Inventor	Gregory Porreca
	Art Unit	N/A
	Examiner Name	Not Yet Assigned
	Attorney Docket Number	MLB-001/04US 34468/52

	13	2007/010251	WO	A2	2007-01-25	Solexa Ltd		
	14	2007/061284	WO	A1	2007-05-31	Plant Res Int BV		
	15	2007/107717	WO	A1	2007-09-27	Ucl Business Plc		
	16	2007/123744	WO	A2	2007-11-01	Solexa, Inc		
	17	2007/135368	WO	A2	2007-11-29	Solexa Ltd		
	18	2008067551	WO	A2	2008-06-05	Navigenics Inc		
	19	2009/036525	WO	A2	2009-03-26	Univ Leuven Kath		
	20	2009/076238	WO	A2	2009-06-18	Complete Genomics, Inc		
	21	2010/024894	WO	A1	2010-03-04	23andme, Inc		
	22	2010/115154	WO	A1	2010-10-07	Fluidigm Corp		
	23	2010/126614	WO	A2	2010-11-04	Good Start Genetics, Inc		

INFORMATION DISCLOSURE STATEMENT BY APPLICANT (Not for submission under 37 CFR 1.99)	Application Number	17339527
	Filing Date	2021-06-04
	First Named Inventor	Gregory Porreca
	Art Unit	N/A
	Examiner Name	Not Yet Assigned
	Attorney Docket Number	MLB-001/04US 34468/52

	24	2011/006020	WO	A1	2011-01-13	Qualcomm Inc		
	25	2011/102998	WO	A2	2011-08-25	Helicos Biosciences Corp		
	26	2011/155833	WO	A2	2011-12-15	Keygene Nv		
	27	2011066476	WO	A1	2011-06-03	Quantalife, Inc		
	28	2011067378	WO	A1	2011-06-09	Olink Genomics Ab		
	29	2012/006291	WO	A2	2012-01-12	Life Technologies Corp		
	30	2012/040387	WO	A1	2012-03-29	Univ Leland Stanford Junior		
	31	2012/051208	WO	A2	2012-04-19	Complete Genomics, Inc		
	32	2012/087736	WO	A1	2012-06-28	Good Start Genetics, Inc		
	33	2012/109500	WO	A2	2012-08-16	Bio-rad Laboratories, Inc		
	34	2012/134884	WO	A1	2012-10-04	Good Start Genetics, Inc		

INFORMATION DISCLOSURE STATEMENT BY APPLICANT (Not for submission under 37 CFR 1.99)	Application Number	17339527
	Filing Date	2021-06-04
	First Named Inventor	Gregory Porreca
	Art Unit	N/A
	Examiner Name	Not Yet Assigned
	Attorney Docket Number	MLB-001/04US 34468/52

	35	2012/149171	WO	A1	2012-11-01	Univ California		
	36	2012/170725	WO	A2	2012-12-13	Sinai School Medicine		
	37	2013/058907	WO	A1	2013-04-25	Good Start Genetics, Inc		
	38	2013/148496	WO	A1	2013-10-03	Univ Johns Hopkins		
	39	2013/177086	WO	A1	2013-11-28	Sequenom, Inc		
	40	2013/191775	WO	A2	2013-12-27	Nugen Technologies, Inc		
	41	2014/052909	WO	A2	2014-04-03	Childrens Mercy Hospital		
	42	2014/074246	WO	A1	2014-05-15	Good Start Genetics, Inc		
	43	2015/119941	WO	A2	2015-08-13	Igenomx Internat Genomics Corp		
	44	95/011995	WO	A1	1995-05-04	Affymax Tech Nv		
	45	98/014275	WO	A1	1998-04-09	Intronn Llc		

INFORMATION DISCLOSURE STATEMENT BY APPLICANT (Not for submission under 37 CFR 1.99)	Application Number	17339527
	Filing Date	2021-06-04
	First Named Inventor	Gregory Porreca
	Art Unit	N/A
	Examiner Name	Not Yet Assigned
	Attorney Docket Number	MLB-001/04US 34468/52

	46	98/044151	WO	A1	1998-10-08	Glaxo Group Ltd		

If you wish to add additional Foreign Patent Document citation information please click the Add button Add

NON-PATENT LITERATURE DOCUMENTS Remove

Examiner Initials*	Cite No	Include name of the author (in CAPITAL LETTERS), title of the article (when appropriate), title of the item (book, magazine, journal, serial, symposium, catalog, etc), date, pages(s), volume-issue number(s), publisher, city and/or country where published.	T[5]
	1	Abravaya, 1995, Detection of point mutations with a modified ligase chain reaction (Gap-LCR), Nucleic Acids Research, 23(4): 675-682	
	2	Adey, 2010, Rapid, low-input, low-bias construction of shotgun fragment libraries by high-density in vitro transposition, Genome Biol 11:R119, 17 pages	
	3	Ageno, 1969, The alkaline denaturation of DNA, Biophys J 9(11):1281-1311	
	4	Agrawal, 1990, Site-specific functionalization of oligodeoxynucleotides for non-radioactive labelling, Tetrahedron Let 31:1543-1546	
	5	Akhras, 2007, Connector inversion probe technology: A powerful one-primer multiplex DNA amplification system for numerous scientific applications, PLoSOne 2(9):e915	
	6	Akhras, 2007, PathogenMip Assay: a multiplex pathogen detection assay, PLOS One 2:e2230	
	7	Alazard, 2002, Sequencing of production-scale synthetic oligonucleotides by enriching for coupling failures using matrix-assisted laser desorption/ ionization time-of-flight mass spectrometry, Anal Biochem 301:57-64	
	8	Alazard, 2006, Sequencing oligonucleotides by enrichment of coupling failures using matrix-assisted laser desorption/ ionization time-of-flight mass spectrometry, Curr Protoc Nucleic Acid Chem, Chapter 10, Unit 10:1-7	

INFORMATION DISCLOSURE STATEMENT BY APPLICANT (Not for submission under 37 CFR 1.99)	Application Number	17339527
	Filing Date	2021-06-04
	First Named Inventor	Gregory Porreca
	Art Unit	N/A
	Examiner Name	Not Yet Assigned
	Attorney Docket Number	MLB-001/04US 34468/52

	9	Albert, 2007, Direct selection of human genomic loci by microarray hybridization, Nature Methods 4(11):903-5	
	10	Aljanabi, 1997, Universal and rapid salt-extraction of high quality genomic DNA for PCR-based techniques, Nucl. Acids Res 25:4692-4693	
	11	Antonarakis and the Nomenclature Working Group, 1998, Recommendations for a nomenclature system for human gene mutations, Human Mutation 11:1-3	
	12	Archer, 2014, Selective and flexible depletion of problematic sequences from RNA-seq libraries at the cDNA stage, BMC Genomics 15(1):401, 9 pages	
	13	Ball, 2009, Targeted and genome-scale strategies reveal gene-body methylation signatures in human cells, Nat Biotech 27:361-8	
	14	Balzer, 2013, Filtering duplicate reads from 454 pyrosequencing data, Bioinformatics 29(7):830-836	
	15	Barany, 1991, Genetic disease detection and DNA amplification using cloned thermostable ligase, PNAS 88:189-193	
	16	Barany, 1991, The Ligase Chain Reaction in a PCR World, Genome Research 1:5-16	
	17	Bau, 2008, Targeted next-generation sequencing by specific capture of multiple genomic loci using low-volume microfluidic DNA arrays, Analytical and Bioanal Chem 393(1):171-5	
	18	Beer, 1962, Determination of base sequence in nucleic acids with the electron microscope: visibility of a marker, PNAS 48(3):409-416	
	19	Bell, 2011, Carrier testing for severe childhood recessive diseases by next-generation sequencing, Sci Trans Med 3 (65ra4), 15 pages	

INFORMATION DISCLOSURE STATEMENT BY APPLICANT (Not for submission under 37 CFR 1.99)	Application Number	17339527
	Filing Date	2021-06-04
	First Named Inventor	Gregory Porreca
	Art Unit	N/A
	Examiner Name	Not Yet Assigned
	Attorney Docket Number	MLB-001/04US 34468/52

	20	Benner, 2001, Evolution, language and analogy in functional genomics, Trends Genet 17:414-8	
	21	Bentzley, 1996, Oligonucleotide sequence and composition determined by matrix-assisted laser desorption/ionization, Anal Chem 68:2141-2146	
	22	Bentzley, 1998, Base specificity of oligonucleotide digestion by calf spleen phosphodiesterase with matrix-assisted laser desorption ionization analysis, Anal Biochem 258:31-37	
	23	Bhangale, 2006, Automating resequencing-based detection of insertion-deletion polymorphisms, Nature Genetics 38:1457-1462	
	24	Bickle, 1993, Biology of DNA Restriction, Microbiol Rev 57(2):434-50	
	25	Blasczyk, 1996, Sequence analysis of the 2nd intron revealed common sequence motifs providing the means for a unique sequencing based typing protocol of the HLA-A locus, Tissue Antigens, 47:102-110	
	26	Bonfield, 2013, Compression of FASTQ and SAM format sequencing data, PLoS One 8(3):e59190, 10 pages	
	27	Bose, 2012, BIND-An algorithm for loss-less compression of nucleotide sequence data, J Biosci 37(4):785-789	
	28	Boyden, 2013, High-throughput screening for SMN1 copy number loss by next-generation sequencing, American Society of Human Genetics 63rd Annual Meeting, Abstract, October 22, 2013, 2 pages	
	29	Boyer, 1971, DNA restriction and modification mechanisms in bacteria, Ann Rev Microbiol 25:153–76	
	30	Braasch, 2001, Locked nucleic acid (LNA): fine-tuning the recognition of DNA and RNA, Chemistry & Biology 8(1):1-7	

INFORMATION DISCLOSURE STATEMENT BY APPLICANT (Not for submission under 37 CFR 1.99)	Application Number	17339527
	Filing Date	2021-06-04
	First Named Inventor	Gregory Porreca
	Art Unit	N/A
	Examiner Name	Not Yet Assigned
	Attorney Docket Number	MLB-001/04US 34468/52

	31	Braslavsky, 2003, Sequence information can be obtained from single DNA molecules, PNAS 100:3960-4.	
	32	Brinkman, 2004, Splice Variants as Cancer Biomarkers, Clin Biochem 37:584-594	
	33	Brison, 1982, General method for cloning amplified DNA by differential screening, Mol Cell Biol 2(5):578-587	
	34	Brown, 1979, Chemical synthesis and cloning of a tyrosine tRNA gene, Methods Enzymol, 68:109-51	
	35	Browne, 2002, Metal ion-catalyzed nucleic Acid alkylation and fragmentation, J Am Chem Soc 124(27):7950-7962	
	36	Brownstein, 2014, An international effort towards developing standards for best practices in analysis, interpretation and reporting of clinical genome sequencing results in the CLARITY Challenge, Genome Biol 15:R53, 8 pages	
	37	Bunyan, 2004, Dosage analysis of cancer predisposition genes by multiplex ligation-dependent probe amplification, British Journal of Cancer, 91(6):1155-59.	
	38	Burrow, 1994, A block-sorting lossless data compression algorithm, Technical Report 124, Digital Equipment Corporation, CA., 24 pages	
	39	Carpenter, 2013, Pulling out the 1%: whole-genome capture for the targeted enrichment of ancient DNA sequencing libraries, Am J Hum Genet 93(5):852-864	
	40	Caruthers, 1985, Gene synthesis machines: DNA chemistry and its uses, Science 230:281-285	
	41	Castellani, 2008, Consenses on the use of and interpretation of cystic fibrosis mutation analysis in clinical practice, J Cyst Fib 7:179-196	

INFORMATION DISCLOSURE STATEMENT BY APPLICANT (Not for submission under 37 CFR 1.99)	Application Number	17339527
	Filing Date	2021-06-04
	First Named Inventor	Gregory Porreca
	Art Unit	N/A
	Examiner Name	Not Yet Assigned
	Attorney Docket Number	MLB-001/04US 34468/52

	42	Challis, 2012, An integrative variant analysis suite for whole exome next-generation sequencing data, BMC Informatics 13(8):1-12	
	43	Chan, 2011, Natural and engineered nicking endonucleases-from cleavage mechanism to engineering of strand-specificity, Nucl Acids Res 39(1):1-18	
	44	Chen, 2010, Identification of racehorse and sample contamination by novel 24-plex STR system, Forensic Sci Int: Genetics 4:158-167	
	45	Chennagiri, 2013, A generalized scalable database model for storing and exploring genetic variations detected using sequencing data, American Society of Human Genetics 63rd Annual Meeting, Abstract, October 22, 2013, 2 pages	
	46	Chevreux, 1999, Genome sequence assembly using trace signals and additional sequence information, Proc GCB 99:45-56	
	47	Chirgwin, 1979, Isolation of biologically active ribonucleic acid from sources enriched in ribonuclease, Biochemistry, 18:5294-99.	
	48	Choe, 2010, Novel CFTR Mutations in a Korean Infant with Cystic Fibrosis and Pancreatic Insufficiency, J Korean Med Sci 25:163-5.	
	49	Chou, 2010, DNA Sequence Capture and Enrichment by Microarray Followed by Next-Generation Sequencing for Targeted Resequencing: Neurofibromatosis Type 1 Gene as a Model, Clinical Chemistry, 56(1):62-72	
	50	Ciotti, 2004, Triplet repeat prmied PCR (TP PCR) in molecular diagnostic testing for Friedrich ataxia, J Mol Diag 6 (4):285-9	

If you wish to add additional non-patent literature document citation information please click the Add button Add

EXAMINER SIGNATURE

Examiner Signature		Date Considered	

*EXAMINER: Initial if reference considered, whether or not citation is in conformance with MPEP 609. Draw line through a citation if not in conformance and not considered. Include copy of this form with next communication to applicant.

EFS Web 2.1.18

INFORMATION DISCLOSURE STATEMENT BY APPLICANT (Not for submission under 37 CFR 1.99)	Application Number	17339527
	Filing Date	2021-06-04
	First Named Inventor	Gregory Porreca
	Art Unit	N/A
	Examiner Name	Not Yet Assigned
	Attorney Docket Number	MLB-001/04US 34468/52

[1] See Kind Codes of USPTO Patent Documents at www.USPTO.GOV or MPEP 901.04. [2] Enter office that issued the document, by the two-letter code (WIPO Standard ST.3). [3] For Japanese patent documents, the indication of the year of the reign of the Emperor must precede the serial number of the patent document. [4] Kind of document by the appropriate symbols as indicated on the document under WIPO Standard ST.16 if possible. [5] Applicant is to place a check mark here if English language translation is attached.

INFORMATION DISCLOSURE STATEMENT BY APPLICANT (Not for submission under 37 CFR 1.99)		
	Application Number	17339527
	Filing Date	2021-06-04
	First Named Inventor	Gregory Porreca
	Art Unit	N/A
	Examiner Name	Not Yet Assigned
	Attorney Docket Number	MLB-001/04US 34468/52

CERTIFICATION STATEMENT

Please see 37 CFR 1.97 and 1.98 to make the appropriate selection(s):

That each item of information contained in the information disclosure statement was first cited in any communication from a foreign patent office in a counterpart foreign application not more than three months prior to the filing of the information disclosure statement. See 37 CFR 1.97(e)(1).

OR

☐ That no item of information contained in the information disclosure statement was cited in a communication from a foreign patent office in a counterpart foreign application, and, to the knowledge of the person signing the certification after making reasonable inquiry, no item of information contained in the information disclosure statement was known to any individual designated in 37 CFR 1.56(c) more than three months prior to the filing of the information disclosure statement. See 37 CFR 1.97(e)(2).

See attached certification statement.

The fee set forth in 37 CFR 1.17 (p) has been submitted herewith.

☒ A certification statement is not submitted herewith.

SIGNATURE

A signature of the applicant or representative is required in accordance with CFR 1.33, 10.18. Please see CFR 1.4(d) for the form of the signature.

Signature	/Thomas C. Meyers/	Date (YYYY-MM-DD)	2021-09-02
Name/Print	Thomas C. Meyers	Registration Number	36,989

This collection of information is required by 37 CFR 1.97 and 1.98. The information is required to obtain or retain a benefit by the public which is to file (and by the USPTO to process) an application. Confidentiality is governed by 35 U.S.C. 122 and 37 CFR 1.14. This collection is estimated to take 1 hour to complete, including gathering, preparing and submitting the completed application form to the USPTO. Time will vary depending upon the individual case. Any comments on the amount of time you require to complete this form and/or suggestions for reducing this burden, should be sent to the Chief Information Officer, U.S. Patent and Trademark Office, U.S. Department of Commerce, P.O. Box 1450, Alexandria, VA 22313-1450. DO NOT SEND FEES OR COMPLETED FORMS TO THIS ADDRESS. **SEND TO: Commissioner for Patents, P.O. Box 1450, Alexandria, VA 22313-1450.**

Privacy Act Statement

The Privacy Act of 1974 (P.L. 93-579) requires that you be given certain information in connection with your submission of the attached form related to a patent application or patent. Accordingly, pursuant to the requirements of the Act, please be advised that: (1) the general authority for the collection of this information is 35 U.S.C. 2(b)(2); (2) furnishing of the information solicited is voluntary; and (3) the principal purpose for which the information is used by the U.S. Patent and Trademark Office is to process and/or examine your submission related to a patent application or patent. If you do not furnish the requested information, the U.S. Patent and Trademark Office may not be able to process and/or examine your submission, which may result in termination of proceedings or abandonment of the application or expiration of the patent.

The information provided by you in this form will be subject to the following routine uses:

1. The information on this form will be treated confidentially to the extent allowed under the Freedom of Information Act (5 U.S.C. 552) and the Privacy Act (5 U.S.C. 552a). Records from this system of records may be disclosed to the Department of Justice to determine whether the Freedom of Information Act requires disclosure of these record s.

2. A record from this system of records may be disclosed, as a routine use, in the course of presenting evidence to a court, magistrate, or administrative tribunal, including disclosures to opposing counsel in the course of settlement negotiations.

3. A record in this system of records may be disclosed, as a routine use, to a Member of Congress submitting a request involving an individual, to whom the record pertains, when the individual has requested assistance from the Member with respect to the subject matter of the record.

4. A record in this system of records may be disclosed, as a routine use, to a contractor of the Agency having need for the information in order to perform a contract. Recipients of information shall be required to comply with the requirements of the Privacy Act of 1974, as amended, pursuant to 5 U.S.C. 552a(m).

5. A record related to an International Application filed under the Patent Cooperation Treaty in this system of records may be disclosed, as a routine use, to the International Bureau of the World Intellectual Property Organization, pursuant to the Patent Cooperation Treaty.

6. A record in this system of records may be disclosed, as a routine use, to another federal agency for purposes of National Security review (35 U.S.C. 181) and for review pursuant to the Atomic Energy Act (42 U.S.C. 218(c)).

7. A record from this system of records may be disclosed, as a routine use, to the Administrator, General Services, or his/her designee, during an inspection of records conducted by GSA as part of that agency's responsibility to recommend improvements in records management practices and programs, under authority of 44 U.S.C. 2904 and 2906. Such disclosure shall be made in accordance with the GSA regulations governing inspection of records for this purpose, and any other relevant (i.e., GSA or Commerce) directive. Such disclosure shall not be used to make determinations about individuals.

8. A record from this system of records may be disclosed, as a routine use, to the public after either publication of the application pursuant to 35 U.S.C. 122(b) or issuance of a patent pursuant to 35 U.S.C. 151. Further, a record may be disclosed, subject to the limitations of 37 CFR 1.14, as a routine use, to the public if the record was filed in an application which became abandoned or in which the proceedings were terminated and which application is referenced by either a published application, an application open to public inspections or an issued patent.

9. A record from this system of records may be disclosed, as a routine use, to a Federal, State, or local law enforcement agency, if the USPTO becomes aware of a violation or potential violation of law or regulation.

PTO/SB/08a (02-18)
Approved for use through 11/30/2020. OMB 0651-0031
U.S. Patent and Trademark Office; U.S. DEPARTMENT OF COMMERCE
Under the Paperwork Reduction Act of 1995, no persons are required to respond to a collection of information unless it contains a valid OMB control number.

INFORMATION DISCLOSURE STATEMENT BY APPLICANT

(Not for submission under 37 CFR 1.99)

Application Number	17339527
Filing Date	2021-06-04
First Named Inventor	Gregory Porreca
Art Unit	N/A
Examiner Name	Not Yet Assigned
Attorney Docket Number	MLB-001/04US 34468/52

U.S.PATENTS Remove

Examiner Initial*	Cite No	Patent Number	Kind Code[1]	Issue Date	Name of Patentee or Applicant of cited Document	Pages,Columns,Lines where Relevant Passages or Relevant Figures Appear
	1					

If you wish to add additional U.S. Patent citation information please click the Add button. Add

U.S.PATENT APPLICATION PUBLICATIONS Remove

Examiner Initial*	Cite No	Publication Number	Kind Code[1]	Publication Date	Name of Patentee or Applicant of cited Document	Pages,Columns,Lines where Relevant Passages or Relevant Figures Appear
	1	20120021930	A1	2012-01-26	Schoen et al.	
	2	20120046877	A1	2012-02-23	HYLAND et al.	
	3	20120059594	A1	2012-03-08	Hatchwell et al.	
	4	20120074925	A1	2012-03-29	Oliver	
	5	20120079980	A1	2012-04-05	TAYLOR et al.	

INFORMATION DISCLOSURE STATEMENT BY APPLICANT (Not for submission under 37 CFR 1.99)	Application Number	17339527
	Filing Date	2021-06-04
	First Named Inventor	Gregory Porreca
	Art Unit	N/A
	Examiner Name	Not Yet Assigned
	Attorney Docket Number	MLB-001/04US 34468/52

	6	20120115736	A1	2012-05-10	Bjornson et al.	
	7	20120164630	A1	2012-06-28	Porreca et al.	
	8	20120165202	A1	2012-06-28	Porreca et al.	
	9	20120179384	A1	2012-07-12	Kuramitsu et al.	
	10	20120214678	A1	2012-08-23	RAVA et al.	
	11	20120216151	A1	2012-08-23	Sarkar et al.	
	12	20120236861	A1	2012-09-20	Ganeshalingam et al.	
	13	20120245041	A1	2012-09-27	Brenner et al.	
	14	20120252020	A1	2012-10-04	Shuber	
	15	20120252684	A1	2012-10-04	Selifonov et al.	
	16	20120258461	A1	2012-10-11	Weisbart	

INFORMATION DISCLOSURE STATEMENT BY APPLICANT (Not for submission under 37 CFR 1.99)	Application Number	17339527
	Filing Date	2021-06-04
	First Named Inventor	Gregory Porreca
	Art Unit	N/A
	Examiner Name	Not Yet Assigned
	Attorney Docket Number	MLB-001/04US 34468/52

	17	20120270212	A1	2012-10-25	RABINOWITZ et al.	
	18	20120270739	A1	2012-10-25	RAVA et al.	
	19	20130129755	A1	2013-05-23	Song	
	20	20130130921	A1	2013-05-23	Gao et al.	
	21	20130178378	A1	2013-07-11	HATCH et al.	
	22	20130183672	A1	2013-07-18	de Laat et al.	
	23	20130222388	A1	2013-08-29	McDonald	
	24	20130268206	A1	2013-10-10	Porreca et al.	
	25	20130268474	A1	2013-10-10	Nizzari et al.	
	26	20130274146	A1	2013-10-17	Umbarger et al.	
	27	20130275103	A1	2013-10-17	Struble et al.	

INFORMATION DISCLOSURE STATEMENT BY APPLICANT (Not for submission under 37 CFR 1.99)	Application Number	17339527
	Filing Date	2021-06-04
	First Named Inventor	Gregory Porreca
	Art Unit	N/A
	Examiner Name	Not Yet Assigned
	Attorney Docket Number	MLB-001/04US 34468/52

	28	20130288242	A1	2013-10-31	Stoughton et al.	
	29	20130323730	A1	2013-12-05	CURRY et al.	
	30	20130332081	A1	2013-12-12	Reese et al.	
	31	20130337447	A1	2013-12-19	Porreca et al.	
	32	20130344096	A1	2013-12-26	Chiang et al.	
	33	20140129201	A1	2014-05-08	Kennedy et al.	
	34	20140136120	A1	2014-05-15	COLWELL et al.	
	35	20140206552	A1	2014-07-24	Rabinowitz et al.	
	36	20140222349	A1	2014-08-07	Higgins et al.	
	37	20140228226	A1	2014-08-14	Yin et al.	
	38	20140255931	A1	2014-09-11	Porreca et al.	

INFORMATION DISCLOSURE STATEMENT BY APPLICANT (Not for submission under 37 CFR 1.99)	Application Number	17339527
	Filing Date	2021-06-04
	First Named Inventor	Gregory Porreca
	Art Unit	N/A
	Examiner Name	Not Yet Assigned
	Attorney Docket Number	MLB-001/04US 34468/52

	39	20140274741	A1	2014-09-18	Hunter et al.	
	40	20140308667	A1	2014-10-16	Umbarger	
	41	20140318274	A1	2014-10-30	Zimmerman et al.	
	42	20140342354	A1	2014-11-20	Evans et al.	
	43	20140361022	A1	2014-12-11	Finneran	
	44	20150051085	A1	2015-02-19	Vogelstein et al.	
	45	20150056613	A1	2015-02-26	Kural	
	46	20150111208	A1	2015-04-23	Umbarger et al.	
	47	20150178445	A1	2015-06-25	CIBULSKIS et al.	
	48	20150258170	A1	2015-09-17	McCabe et al.	
	49	20150299767	A1	2015-10-22	Armour et al.	

INFORMATION DISCLOSURE STATEMENT BY APPLICANT (Not for submission under 37 CFR 1.99)	Application Number	17339527
	Filing Date	2021-06-04
	First Named Inventor	Gregory Porreca
	Art Unit	N/A
	Examiner Name	Not Yet Assigned
	Attorney Docket Number	MLB-001/04US 34468/52

	50	20150310163	A1	2015-10-29	Kingsmore et al.	
	51	20150354003	A1	2015-12-10	Umbarger	
	52	20160003812	A1	2016-01-07	Porreca et al.	
	53	20160034638	A1	2016-02-04	Spence et al.	
	54	20160068889	A1	2016-03-10	Gole et al.	
	55	20160188793	A1	2016-06-30	MUZZEY et al.	
	56	20160210486	A1	2016-07-21	Porreca et al.	
	57	20160251719	A1	2016-09-01	Umbarger	
	58	20170044610	A1	2017-02-16	Johnson	
	59	20170129964	A1	2017-05-11	CHEUNG	
	60	20170183731	A1	2017-06-29	Mann et al.	

INFORMATION DISCLOSURE STATEMENT BY APPLICANT (Not for submission under 37 CFR 1.99)	Application Number	17339527
	Filing Date	2021-06-04
	First Named Inventor	Gregory Porreca
	Art Unit	N/A
	Examiner Name	Not Yet Assigned
	Attorney Docket Number	MLB-001/04US 34468/52

	61	20170275676	A1	2017-09-28	Umbarger	
	62	20180371533	A1	2018-12-27	Gore et al.	
	63	20190233881	A1	2019-08-01	Umbarger et al.	
	64	20200181696	A1	2020-06-11	Porreca et al.	

If you wish to add additional U.S. Published Application citation information please click the Add button. Add

FOREIGN PATENT DOCUMENTS Remove

Examiner Initial*	Cite No	Foreign Document Number[3]	Country Code[2] i	Kind Code[4]	Publication Date	Name of Patentee or Applicant of cited Document	Pages,Columns,Lines where Relevant Passages or Relevant Figures Appear	T[5]
	1							

If you wish to add additional Foreign Patent Document citation information please click the Add button Add

NON-PATENT LITERATURE DOCUMENTS Remove

Examiner Initials*	Cite No	Include name of the author (in CAPITAL LETTERS), title of the article (when appropriate), title of the item (book, magazine, journal, serial, symposium, catalog, etc), date, pages(s), volume-issue number(s), publisher, city and/or country where published.	T[5]
	1	Cock, 2010, The Sanger FASTQ file format for sequences with quality scores, and the Solexa/Illumina FASTQ variants, Nucleic Acids Res 38(6):1767-1771	
	2	Collins, 2004, Finishing the euchromatic sequence of the human genome, Nature 431(7011):931-45	

EFS Web 2.1.18

INFORMATION DISCLOSURE STATEMENT BY APPLICANT (Not for submission under 37 CFR 1.99)	Application Number	17339527
	Filing Date	2021-06-04
	First Named Inventor	Gregory Porreca
	Art Unit	N/A
	Examiner Name	Not Yet Assigned
	Attorney Docket Number	MLB-001/04US 34468/52

	3	Craig, 1997, Removal of repetitive sequences from FISH probes, Hum Genet 100:472	
	4	Cremers, 1998, Autosomal Recessive Retinitis Pigmentosa and Cone-Rod Dystrophy Caused by Splice Site Mutations in the Stargardt's Disease Gene ABCR, Hum Mol Gen 7(3):355-362	
	5	Cronin, 1996, Cystic Fibrosis Mutation Detection by Hybridization to Light-Generated DNA Probe Arrays" Human Mutation 7:244-255	
	6	Dahl, 2005, Multiplex amplification enabled by selective circularization of large sets of genomic DNA fragments, Nucleic Acids Res 33(8):e71, 7 pages	
	7	Daly, 2007, Multiplex Assay for Comprehensive Genotyping of Genes Involved in Drug Metabolism, Excretion, and Transport, Clinical Chemistry, 53:7:1222-1230	
	8	Danecek, 2011, The variant call format and VCFtools, Bioinformatics 27(15):2156-2158	
	9	de la Bastide, 2007, Assembling genome DNA sequences with PHRAP, Current Protocols in Bioinformatics 17:11.4.1-11.4.15, 15 pages	
	10	Delcher, 1999, Alignment of whole genomes, Nuc Acids Res 27(11):2369-2376	
	11	den Dunnen, 2003, Mutation Nomenclature, Curr Prot Hum Genet 7.13.1-7.13.8, 8 pages	
	12	Deng, 2009, targeted bisulfite sequencing reveals changes in DNA methylation, Nat Biotech 27(4):353-360	
	13	Deng, 2012, Supplementary Material, Nature Biotechnology, S1-1 - S1-1 1, Retrieved from the Internet on 2012-10-24, 12 pages	

INFORMATION DISCLOSURE STATEMENT BY APPLICANT (Not for submission under 37 CFR 1.99)	Application Number	17339527
	Filing Date	2021-06-04
	First Named Inventor	Gregory Porreca
	Art Unit	N/A
	Examiner Name	Not Yet Assigned
	Attorney Docket Number	MLB-001/04US 34468/52

	14	Deorowicz, 2013, Data compression for sequencing data, Alg for Mole Bio 8:25, 13 pages	
	15	Diep, 2012, Library-free methylation sequencing with bisulfite padlock probes, Nature Methods 9:270-272 (and supplemental information)	
	16	DiGuistini, 2009, De novo sequence assembly of a filamentous fungus using Sanger, 454 and Illumina sequence data, Genome Biology, 10:R94, 12 pages	
	17	Dolinsek, 2013, Depletion of unwanted nucleic acid templates by selection cleavage: LNAzymes, catalytically active oligonucleotides containing locked nucleic acids, open a new window for detecting rare microbial community members, App Env Microbiol 79(5):1534-1544	
	18	Dong, 2011, Mutation surveyor: An in silico tool for sequencing analysis, Methods Mol Biol 760:223-37	
	19	Dou, 2012, Reference-free SNP calling: improved accuracy by preventing incorrect calls from repetitive genomic regions, Biology Direct 7:17	
	20	Drmanac, 1992, Sequencing by hybridization: towards an automated sequencing of one million M13 clones arrayed on membranes, Elctrophoresis 13:566-573	
	21	Dudley, 2009, A quick guide for developing effective bioinformatics programming skills, PLoS Comp Biol 5(12): e1000589, 7 pages	
	22	Ericsson, 2008, A dual-tag microarray platform for high-performance nucleic acid and protein analyses, Nucl Acids Res 36:e45, 9 pages	
	23	Fares, 2008, Carrier frequency of autosomal-recessive disorders in the Ashkenazi Jewish population: should the rationale for mutation choice for screening be reevaluated?, Prenatal Diagnosis 28:236-41.	
	24	Faulstich, 1997, A sequencing method for RNA oligonucleotides based on mass spectrometry, Anal Chem 69:4349-4353	

INFORMATION DISCLOSURE STATEMENT BY APPLICANT (Not for submission under 37 CFR 1.99)	Application Number	17339527
	Filing Date	2021-06-04
	First Named Inventor	Gregory Porreca
	Art Unit	N/A
	Examiner Name	Not Yet Assigned
	Attorney Docket Number	MLB-001/04US 34468/52

	25	Faust, 2014, SAMBLASTER: fast duplicate marking and structural variant read extraction, Bioinformatics published online May 7, 2014, 2 pages	
	26	Fitch, 1970, Distinguishing homologs from analogous proteins, Syst Biol 19(2):99-113	
	27	Flaschker, 2007, Description of the mutations in 15 subjects with variant forms of maple syrup urine disease, J Inherit Metab Dis 30:903-909	
	28	Frey, 2006, Statistics Hacks 108-115.	
	29	Friedenson, 2005, BRCA1 and BRCA2 Pathways and the Risk of Cancers Other Than Breast or Ovarian, Medscape General Medicine 7(2):60, 28 pages	
	30	Fu, 2010, Repeat subtraction-mediated sequence capture from a complex genome, The Plant Journal, 62:898-909	
	31	Furtado, 2011, Characterization of large genomic deletions in the FBN1 gene using multiplex ligation-dependent probe amplification, BMC Med Gen 12:119-125	
	32	Garber, 2008, Fixing the front end, Nat Biotech 26(10):1101-1104	
	33	Gemayel, 2010, Variable tandem repeats accelerate evolution of coding and regulatory sequences, Ann Rev Genet 44:445-77	
	34	Giusti, 1993, Synthesis and Characterization of f'-Fluorescent-dye-labeled Oligonucleotides, PCR Meth Appl 2:223-227	
	35	Glover, 1995, Sequencing of oligonucleotides using high performance liquid chromatography and electrospray mass spectrometry, Rapid Com Mass Spec 9:897-901	

INFORMATION DISCLOSURE STATEMENT BY APPLICANT (Not for submission under 37 CFR 1.99)	Application Number	17339527
	Filing Date	2021-06-04
	First Named Inventor	Gregory Porreca
	Art Unit	N/A
	Examiner Name	Not Yet Assigned
	Attorney Docket Number	MLB-001/04US 34468/52

	36	Gnirke, 2009, Solution hybrid selection with ultra-long oligonucleotides for massively parallel targeted sequencing, nature biotechnology 27:182-9.	
	37	Goto, 1994, A Study on Development of a Deductive Object-Oriented Database and Its Application to Genome Analysis, PhD Thesis, Kyushu University, Kyushu, Japan, 106 pages	
	38	Goto, 2010, BioRuby: bioinformatics software for the Ruby programming language, Bioinformatics 26(20):2617-2619	
	39	Green, 2005, Suicide polymerase endonuclease restriction, a novel technique for enhancing PCR amplification of minor DNA template, Appl Env Microbiol 71(8):4721-4727	
	40	Guerrero-Fernandez, 2013, FQbin: a compatible and optimize dformat for storing and managing sequence data, IWBBIO Proceedings, Granada 337-344	
	41	Gupta, 1991, A general method for the synthesis of 3'-sulfhydryl and phosphate group containing oligonucleotides, Nucl Acids Res 19(11):3019-3025	
	42	Gupta, 2014, Expanding the genetic toolkit: ZFNs, TALENs, and CRISPR-Cas9, J Clin Invest 124(10):4154-4161	
	43	Gustincich, 1991, A fast method for high-quality genomic DNA extraction from whole human blood, BioTechniques 11 (3):298-302	
	44	Gut, 1995, A procedure for selective DNA alkylation and detection by mass spectrometry, Nucl Acids Res 23 (8):1367-1373	
	45	Hallam, 2014, Validation for Clinical Use of, and Initial Clinical Experience with, a Novel Approach to Population-Based Carrier Screening using High-Throughput Next-Generation DNA Sequencing, J Mol Diagn 16:180-9	
	46	Hammond, 1996, Extraction of DNA from preserved animal specimens for use in randomly amplified polymorphic DNA analysis, Anal Biochem 240:298-300	

INFORMATION DISCLOSURE STATEMENT BY APPLICANT (Not for submission under 37 CFR 1.99)	Application Number	17339527
	Filing Date	2021-06-04
	First Named Inventor	Gregory Porreca
	Art Unit	N/A
	Examiner Name	Not Yet Assigned
	Attorney Docket Number	MLB-001/04US 34468/52

	47	Hardenbol, 2003, Multiplexed genotyping with sequence-tagged molecular inversion probes, Nat Biotech 21:673-8.	
	48	Hardenbol, 2005, Highly multiplexed molecular inversion probe genotyping: over 10,000 targeted SNPs genotyped in a single tube assay, Genome Res 15:269-75	
	49	Harris, 2006, Defects can increase the melting temperature of DNA-nanoparticle assemblies, J Phys Chem B 110 (33):16393-6	
	50	Harris, 2008, Helicos True Single Molecule Sequencing (tSMS) Science 320:106-109	

If you wish to add additional non-patent literature document citation information please click the Add button Add

EXAMINER SIGNATURE

Examiner Signature		Date Considered	

*EXAMINER: Initial if reference considered, whether or not citation is in conformance with MPEP 609. Draw line through a citation if not in conformance and not considered. Include copy of this form with next communication to applicant.

[1] See Kind Codes of USPTO Patent Documents at www.USPTO.GOV or MPEP 901.04. [2] Enter office that issued the document, by the two-letter code (WIPO Standard ST.3). [3] For Japanese patent documents, the indication of the year of the reign of the Emperor must precede the serial number of the patent document. [4] Kind of document by the appropriate symbols as indicated on the document under WIPO Standard ST.16 if possible. [5] Applicant is to place a check mark here if English language translation is attached.

INFORMATION DISCLOSURE STATEMENT BY APPLICANT (Not for submission under 37 CFR 1.99)		
	Application Number	17339527
	Filing Date	2021-06-04
	First Named Inventor	Gregory Porreca
	Art Unit	N/A
	Examiner Name	Not Yet Assigned
	Attorney Docket Number	MLB-001/04US 34468/52

CERTIFICATION STATEMENT

Please see 37 CFR 1.97 and 1.98 to make the appropriate selection(s):

That each item of information contained in the information disclosure statement was first cited in any communication from a foreign patent office in a counterpart foreign application not more than three months prior to the filing of the information disclosure statement. See 37 CFR 1.97(e)(1).

OR

☐ That no item of information contained in the information disclosure statement was cited in a communication from a foreign patent office in a counterpart foreign application, and, to the knowledge of the person signing the certification after making reasonable inquiry, no item of information contained in the information disclosure statement was known to any individual designated in 37 CFR 1.56(c) more than three months prior to the filing of the information disclosure statement. See 37 CFR 1.97(e)(2).

See attached certification statement.

The fee set forth in 37 CFR 1.17 (p) has been submitted herewith.

☒ A certification statement is not submitted herewith.

SIGNATURE

A signature of the applicant or representative is required in accordance with CFR 1.33, 10.18. Please see CFR 1.4(d) for the form of the signature.

Signature	/Thomas C. Meyers/	Date (YYYY-MM-DD)	2021-09-02
Name/Print	Thomas C. Meyers	Registration Number	36,989

This collection of information is required by 37 CFR 1.97 and 1.98. The information is required to obtain or retain a benefit by the public which is to file (and by the USPTO to process) an application. Confidentiality is governed by 35 U.S.C. 122 and 37 CFR 1.14. This collection is estimated to take 1 hour to complete, including gathering, preparing and submitting the completed application form to the USPTO. Time will vary depending upon the individual case. Any comments on the amount of time you require to complete this form and/or suggestions for reducing this burden, should be sent to the Chief Information Officer, U.S. Patent and Trademark Office, U.S. Department of Commerce, P.O. Box 1450, Alexandria, VA 22313-1450. DO NOT SEND FEES OR COMPLETED FORMS TO THIS ADDRESS. **SEND TO: Commissioner for Patents, P.O. Box 1450, Alexandria, VA 22313-1450.**

Privacy Act Statement

The Privacy Act of 1974 (P.L. 93-579) requires that you be given certain information in connection with your submission of the attached form related to a patent application or patent. Accordingly, pursuant to the requirements of the Act, please be advised that: (1) the general authority for the collection of this information is 35 U.S.C. 2(b)(2); (2) furnishing of the information solicited is voluntary; and (3) the principal purpose for which the information is used by the U.S. Patent and Trademark Office is to process and/or examine your submission related to a patent application or patent. If you do not furnish the requested information, the U.S. Patent and Trademark Office may not be able to process and/or examine your submission, which may result in termination of proceedings or abandonment of the application or expiration of the patent.

The information provided by you in this form will be subject to the following routine uses:

1. The information on this form will be treated confidentially to the extent allowed under the Freedom of Information Act (5 U.S.C. 552) and the Privacy Act (5 U.S.C. 552a). Records from this system of records may be disclosed to the Department of Justice to determine whether the Freedom of Information Act requires disclosure of these record s.

2. A record from this system of records may be disclosed, as a routine use, in the course of presenting evidence to a court, magistrate, or administrative tribunal, including disclosures to opposing counsel in the course of settlement negotiations.

3. A record in this system of records may be disclosed, as a routine use, to a Member of Congress submitting a request involving an individual, to whom the record pertains, when the individual has requested assistance from the Member with respect to the subject matter of the record.

4. A record in this system of records may be disclosed, as a routine use, to a contractor of the Agency having need for the information in order to perform a contract. Recipients of information shall be required to comply with the requirements of the Privacy Act of 1974, as amended, pursuant to 5 U.S.C. 552a(m).

5. A record related to an International Application filed under the Patent Cooperation Treaty in this system of records may be disclosed, as a routine use, to the International Bureau of the World Intellectual Property Organization, pursuant to the Patent Cooperation Treaty.

6. A record in this system of records may be disclosed, as a routine use, to another federal agency for purposes of National Security review (35 U.S.C. 181) and for review pursuant to the Atomic Energy Act (42 U.S.C. 218(c)).

7. A record from this system of records may be disclosed, as a routine use, to the Administrator, General Services, or his/her designee, during an inspection of records conducted by GSA as part of that agency's responsibility to recommend improvements in records management practices and programs, under authority of 44 U.S.C. 2904 and 2906. Such disclosure shall be made in accordance with the GSA regulations governing inspection of records for this purpose, and any other relevant (i.e., GSA or Commerce) directive. Such disclosure shall not be used to make determinations about individuals.

8. A record from this system of records may be disclosed, as a routine use, to the public after either publication of the application pursuant to 35 U.S.C. 122(b) or issuance of a patent pursuant to 35 U.S.C. 151. Further, a record may be disclosed, subject to the limitations of 37 CFR 1.14, as a routine use, to the public if the record was filed in an application which became abandoned or in which the proceedings were terminated and which application is referenced by either a published application, an application open to public inspections or an issued patent.

9. A record from this system of records may be disclosed, as a routine use, to a Federal, State, or local law enforcement agency, if the USPTO becomes aware of a violation or potential violation of law or regulation.

PTO/SB/08a (02-18)
Approved for use through 11/30/2020. OMB 0651-0031
U.S. Patent and Trademark Office; U.S. DEPARTMENT OF COMMERCE
Under the Paperwork Reduction Act of 1995, no persons are required to respond to a collection of information unless it contains a valid OMB control number.

INFORMATION DISCLOSURE STATEMENT BY APPLICANT (**Not for submission under 37 CFR 1.99)**		
	Application Number	17339527
	Filing Date	2021-06-04
	First Named Inventor	Gregory Porreca
	Art Unit	N/A
	Examiner Name	Not Yet Assigned
	Attorney Docket Number	MLB-001/04US 34468/52

U.S.PATENTS Remove

Examiner Initial*	Cite No	Patent Number	Kind Code[1]	Issue Date	Name of Patentee or Applicant of cited Document	Pages,Columns,Lines where Relevant Passages or Relevant Figures Appear
	1					

If you wish to add additional U.S. Patent citation information please click the Add button. Add

U.S.PATENT APPLICATION PUBLICATIONS Remove

Examiner Initial*	Cite No	Publication Number	Kind Code[1]	Publication Date	Name of Patentee or Applicant of cited Document	Pages,Columns,Lines where Relevant Passages or Relevant Figures Appear
	1					

If you wish to add additional U.S. Published Application citation information please click the Add button. Add

FOREIGN PATENT DOCUMENTS Remove

Examiner Initial*	Cite No	Foreign Document Number[3]	Country Code[2] i	Kind Code[4]	Publication Date	Name of Patentee or Applicant of cited Document	Pages,Columns,Lines where Relevant Passages or Relevant Figures Appear	T[5]
	1							

If you wish to add additional Foreign Patent Document citation information please click the Add button Add

NON-PATENT LITERATURE DOCUMENTS Remove

Examiner Initials*	Cite No	Include name of the author (in CAPITAL LETTERS), title of the article (when appropriate), title of the item (book, magazine, journal, serial, symposium, catalog, etc), date, pages(s), volume-issue number(s), publisher, city and/or country where published.	T[5]

INFORMATION DISCLOSURE STATEMENT BY APPLICANT (Not for submission under 37 CFR 1.99)	Application Number	17339527
	Filing Date	2021-06-04
	First Named Inventor	Gregory Porreca
	Art Unit	N/A
	Examiner Name	Not Yet Assigned
	Attorney Docket Number	MLB-001/04US 34468/52

	1	Harris, 2008, Single-molecule DNA sequencing of a viral genome, Science 320(5872):106-9	
	2	Heger, 2006, Protonation of Cresol Red in Acidic Aqueous Solutions Caused by Freezing, J Phys Chem B 110 (3):1277-1287	
	3	Heid, 1996, Real time quantitative PCR, Genome Res 6:986-994	
	4	Hiatt, 2013, Single molecule molecular inversion probes for targeted, high-accuracy detection of low-frequency variation, Genome Res 23:843-54	
	5	Hodges, 2007, Genome-wide in situ exon capture for selective resequencing, Nat Genet 39(12):1522-7	
	6	Holland, 2008, BioJava: an open-source framework for bioinformatics, Bioinformatics 24(18):2096-2097	
	7	Homer, 2008, Resolving Individuals Contributing Trace Amounts of DNA to Highly Complex Mixtures Using High-Density SNP Genotyping Microarrays. PLoS One 4(8):e1000167, 9 pages	
	8	Homer, 2009, BFAST: An alignment tool for large scale genome resequencing, PLoS ONE 4(11):e7767, 12 pages	
	9	Housley, 2009, SNP discovery and haplotype analysis in the segmentally duplicated DRD5 coding region, Ann Hum Genet 73(3):274-282	
	10	Huang, 2008, Comparative analysis of common CFTR polymorphisms poly-T, TGrepeats and M470V in a healthy Chinese population, World J Gastroenterol 14(12):1925-30	
	11	Husemann, 2009, Phylogenetic Comparative Assembly, Algorithms in Bioinformatics: 9th International Workshop, Salzberg & Warnow, Eds. Springer-Verlag, Berlin, Heidelberg, pp. 145-156,	

INFORMATION DISCLOSURE STATEMENT BY APPLICANT (Not for submission under 37 CFR 1.99)	Application Number	17339527
	Filing Date	2021-06-04
	First Named Inventor	Gregory Porreca
	Art Unit	N/A
	Examiner Name	Not Yet Assigned
	Attorney Docket Number	MLB-001/04US 34468/52

	12	Illumina, 2010, De Novo assembly using Illumina reads, Technical Note, 8 pages	
	13	International Human Genome Sequencing Consortium, 2004, Finishing the euchromatic sequence of the human genome, Nature 431:931-945	
	14	Iqbal, 2012, De novo assembly and genotyping of variants using colored de Bruijn graphs, Nature Genetics 44:226-232	
	15	Isosomppi, 2009, Disease-causing mutations in the CLRN1 gene alter normal CLRN1 protien trafficking to the plasma membrane, Mol Vis 15:1806-1818	
	16	Jaijo, 2010, Microarray-based mutation analysis of 183 Spanish families with Usher syndrome, Invest Ophthalmol Vis Sci 51(3):1311-7	
	17	Jensen, 2001, Orthologs and paralogs—we need to get it right, Genome Biol 2(8):1002-1002.3	
	18	Jones, 2008, Core signaling pathways in human pancreatic cancers revealed by global genomic analyses, Science 321(5897):1801-1806	
	19	Kambara, 1988, Optimization of Parameters in a DNA Sequenator Using Fluorescence Detection, Nature Biotechnology 6:816-821	
	20	Kennedy, 2013, Accessing more human genetic variation with short sequencing reads, American Society of Human Genetics 63rd Annual Meeting, Abstract, October 22, 2013, 2 pages	
	21	Kent, 2002, BLAT--The BLAST-like alignment tool, Genome Res 12(4): 656-664.	
	22	Kerem, 1989, Identification of the cystic fibrosis gene: genetic analysis, Science 245:1073-1080	

INFORMATION DISCLOSURE STATEMENT BY APPLICANT (Not for submission under 37 CFR 1.99)	Application Number	17339527
	Filing Date	2021-06-04
	First Named Inventor	Gregory Porreca
	Art Unit	N/A
	Examiner Name	Not Yet Assigned
	Attorney Docket Number	MLB-001/04US 34468/52

	23	Kinde, 2012, FAST-SeqS: a simple an effective method for detection of aneuploidy by massively parallel sequencing, PLoS One 7(7):e41162, 8 pages	
	24	Kircher, 2010, High-througput DNA sequencing - concepts and limitations, Bioassays 32:524-36	
	25	Kirpekar, 1994, Matrix assisted laser desorption/ionization mass spectrometry of enzymatically synthesized RNA up to 150 kDa, Nucl Acids Res 22:3866-3870	
	26	Klein, 2011, LOCAS-A low coverage sequence assembly tool for re-sequencing projects, PLoS One 6(8):e23455, 10 pages	
	27	Kneen, 1998, Green fluorescent protein as a noninvasive intracellular pH indicator, Biophys J 74(3):1591-99	
	28	Koboldt, 2009, VarScan: variant detection in massively parallel sequencing of individual and pooled samples, Bioinformatics 25:2283-85	
	29	Krawitz, 2010, Microindel detection in short-read sequence data, Bioinformatics 26(6):722-729	
	30	Kreindler, 2010, Cystic fibrosis: exploiting its genetic basis in the hunt for new therapies, Pharmacol Ther 125 (2):219-229	
	31	Krishnakumar, 2008, A comprehensive assay for targeted multiplex amplification of human DNA sequences, PNAS 105:9296-301	
	32	Kumar, 2010, Comparing de novo assemblers for 454 transcriptome data, Genomics 11:571 (12 pages)	
	33	Kurtz, 2004, Versatile and open software for comparing large genomes, Genome Biol 5:R12, 9 pages	

INFORMATION DISCLOSURE STATEMENT BY APPLICANT (Not for submission under 37 CFR 1.99)	Application Number	17339527
	Filing Date	2021-06-04
	First Named Inventor	Gregory Porreca
	Art Unit	N/A
	Examiner Name	Not Yet Assigned
	Attorney Docket Number	MLB-001/04US 34468/52

	34	Lam, 2008, Compressed indexing and local alignment of DNA, Bioinformatics 24(6):791-97	
	35	Langmead, 2009, Ultrafast and memory-efficient alignment of short DNA sequences to the human genome, Genome Biol 10:R25, 10 pages	
	36	Larkin, 2007, Clustal W and Clustal X version 2.0, Bioinformatics, 23(21):2947-2948	
	37	Lecompte, 2001, Multiple alignment of complete sequences (MACS) in the post-genomic era, Gene 270(1-2):17-30	
	38	Li, 2003, DNA binding and cleavage by the periplasmic nuclease Vvn: a novel structure with a known active site, EMBO J 22(15):4014-4025	
	39	Li, 2008, SOAP: short oligonucleotide alignment program, Bioinformatics 24(5):713-14	
	40	Li, 2009, Fast and accurate short read alignment with Burrows-Wheeler transform, Bioinformatics, 25 (14):1754-60	
	41	Li, 2009, SOAP2: an improved ultrafast tool for short read alignment, Bioinformatics 25(15):1966-67	
	42	Li, 2009, The Sequence Alignment/Map format and SAMtools, Bioinformatics 25(16):2078-9	
	43	Li, 2010, Fast and accurate long-read alignment with Burrows-Wheeler transform, Bioinformatics 26(5):589-95.	
	44	Li, 2011, Improving SNP discovery by base alignment quality, Bioinformatics 27:1157, 2 pages	

INFORMATION DISCLOSURE STATEMENT BY APPLICANT (Not for submission under 37 CFR 1.99)	Application Number	17339527
	Filing Date	2021-06-04
	First Named Inventor	Gregory Porreca
	Art Unit	N/A
	Examiner Name	Not Yet Assigned
	Attorney Docket Number	MLB-001/04US 34468/52

	45	Li, 2011, Single nucleotide polymorphism genotyping and point mutation detection by ligation on microarrays, J Nanosci Nanotechnol 11(2):994-1003	
	46	Li, 2012, A new approach to detecting low-level mutations in next-generation sequence data, Genome Biol 13:1-15	
	47	Li, 2014, HUGO: Hierarchical mUlti-reference Genome cOmpression for aligned reads, JAMIA 21:363-373	
	48	Lin, 2008, ZOOM! Zillions Of Oligos Mapped, Bioinformatics 24:2431-2437	
	49	Lin, 2010, A molecular inversion prove assay for detecting alternative splicing, BMC Genomics 11(712):1-14	
	50	Lin, 2012, Development and evaluation of a reverse dot blot assay for the simultaneous detection of common alpha and beta thalassemia in Chinese, Blood Cells Molecules, and Diseases 48(2):86-90.	

If you wish to add additional non-patent literature document citation information please click the Add button Add

EXAMINER SIGNATURE

Examiner Signature		Date Considered	

*EXAMINER: Initial if reference considered, whether or not citation is in conformance with MPEP 609. Draw line through a citation if not in conformance and not considered. Include copy of this form with next communication to applicant.

[1] See Kind Codes of USPTO Patent Documents at www.USPTO.GOV or MPEP 901.04. [2] Enter office that issued the document, by the two-letter code (WIPO Standard ST.3). [3] For Japanese patent documents, the indication of the year of the reign of the Emperor must precede the serial number of the patent document. [4] Kind of document by the appropriate symbols as indicated on the document under WIPO Standard ST.16 if possible. [5] Applicant is to place a check mark here if English language translation is attached.

INFORMATION DISCLOSURE STATEMENT BY APPLICANT (Not for submission under 37 CFR 1.99)		
	Application Number	17339527
	Filing Date	2021-06-04
	First Named Inventor	Gregory Porreca
	Art Unit	N/A
	Examiner Name	Not Yet Assigned
	Attorney Docket Number	MLB-001/04US 34468/52

CERTIFICATION STATEMENT

Please see 37 CFR 1.97 and 1.98 to make the appropriate selection(s):

That each item of information contained in the information disclosure statement was first cited in any communication from a foreign patent office in a counterpart foreign application not more than three months prior to the filing of the information disclosure statement. See 37 CFR 1.97(e)(1).

OR

☐ That no item of information contained in the information disclosure statement was cited in a communication from a foreign patent office in a counterpart foreign application, and, to the knowledge of the person signing the certification after making reasonable inquiry, no item of information contained in the information disclosure statement was known to any individual designated in 37 CFR 1.56(c) more than three months prior to the filing of the information disclosure statement. See 37 CFR 1.97(e)(2).

See attached certification statement.

The fee set forth in 37 CFR 1.17 (p) has been submitted herewith.

☒ A certification statement is not submitted herewith.

SIGNATURE

A signature of the applicant or representative is required in accordance with CFR 1.33, 10.18. Please see CFR 1.4(d) for the form of the signature.

Signature	/Thomas C. Meyers/	Date (YYYY-MM-DD)	2021-09-02
Name/Print	Thomas C. Meyers	Registration Number	36,989

This collection of information is required by 37 CFR 1.97 and 1.98. The information is required to obtain or retain a benefit by the public which is to file (and by the USPTO to process) an application. Confidentiality is governed by 35 U.S.C. 122 and 37 CFR 1.14. This collection is estimated to take 1 hour to complete, including gathering, preparing and submitting the completed application form to the USPTO. Time will vary depending upon the individual case. Any comments on the amount of time you require to complete this form and/or suggestions for reducing this burden, should be sent to the Chief Information Officer, U.S. Patent and Trademark Office, U.S. Department of Commerce, P.O. Box 1450, Alexandria, VA 22313-1450. DO NOT SEND FEES OR COMPLETED FORMS TO THIS ADDRESS. **SEND TO: Commissioner for Patents, P.O. Box 1450, Alexandria, VA 22313-1450.**

Privacy Act Statement

The Privacy Act of 1974 (P.L. 93-579) requires that you be given certain information in connection with your submission of the attached form related to a patent application or patent. Accordingly, pursuant to the requirements of the Act, please be advised that: (1) the general authority for the collection of this information is 35 U.S.C. 2(b)(2); (2) furnishing of the information solicited is voluntary; and (3) the principal purpose for which the information is used by the U.S. Patent and Trademark Office is to process and/or examine your submission related to a patent application or patent. If you do not furnish the requested information, the U.S. Patent and Trademark Office may not be able to process and/or examine your submission, which may result in termination of proceedings or abandonment of the application or expiration of the patent.

The information provided by you in this form will be subject to the following routine uses:

1. The information on this form will be treated confidentially to the extent allowed under the Freedom of Information Act (5 U.S.C. 552) and the Privacy Act (5 U.S.C. 552a). Records from this system of records may be disclosed to the Department of Justice to determine whether the Freedom of Information Act requires disclosure of these record s.

2. A record from this system of records may be disclosed, as a routine use, in the course of presenting evidence to a court, magistrate, or administrative tribunal, including disclosures to opposing counsel in the course of settlement negotiations.

3. A record in this system of records may be disclosed, as a routine use, to a Member of Congress submitting a request involving an individual, to whom the record pertains, when the individual has requested assistance from the Member with respect to the subject matter of the record.

4. A record in this system of records may be disclosed, as a routine use, to a contractor of the Agency having need for the information in order to perform a contract. Recipients of information shall be required to comply with the requirements of the Privacy Act of 1974, as amended, pursuant to 5 U.S.C. 552a(m).

5. A record related to an International Application filed under the Patent Cooperation Treaty in this system of records may be disclosed, as a routine use, to the International Bureau of the World Intellectual Property Organization, pursuant to the Patent Cooperation Treaty.

6. A record in this system of records may be disclosed, as a routine use, to another federal agency for purposes of National Security review (35 U.S.C. 181) and for review pursuant to the Atomic Energy Act (42 U.S.C. 218(c)).

7. A record from this system of records may be disclosed, as a routine use, to the Administrator, General Services, or his/her designee, during an inspection of records conducted by GSA as part of that agency's responsibility to recommend improvements in records management practices and programs, under authority of 44 U.S.C. 2904 and 2906. Such disclosure shall be made in accordance with the GSA regulations governing inspection of records for this purpose, and any other relevant (i.e., GSA or Commerce) directive. Such disclosure shall not be used to make determinations about individuals.

8. A record from this system of records may be disclosed, as a routine use, to the public after either publication of the application pursuant to 35 U.S.C. 122(b) or issuance of a patent pursuant to 35 U.S.C. 151. Further, a record may be disclosed, subject to the limitations of 37 CFR 1.14, as a routine use, to the public if the record was filed in an application which became abandoned or in which the proceedings were terminated and which application is referenced by either a published application, an application open to public inspections or an issued patent.

9. A record from this system of records may be disclosed, as a routine use, to a Federal, State, or local law enforcement agency, if the USPTO becomes aware of a violation or potential violation of law or regulation.

PTO/SB/08a (02-18)
Approved for use through 11/30/2020. OMB 0651-0031
U.S. Patent and Trademark Office; U.S. DEPARTMENT OF COMMERCE
Under the Paperwork Reduction Act of 1995, no persons are required to respond to a collection of information unless it contains a valid OMB control number.

INFORMATION DISCLOSURE STATEMENT BY APPLICANT

(Not for submission under 37 CFR 1.99)

Application Number	17339527
Filing Date	2021-06-04
First Named Inventor	Gregory Porreca
Art Unit	N/A
Examiner Name	Not Yet Assigned
Attorney Docket Number	MLB-001/04US 34468/52

U.S.PATENTS Remove

Examiner Initial*	Cite No	Patent Number	Kind Code[1]	Issue Date	Name of Patentee or Applicant of cited Document	Pages,Columns,Lines where Relevant Passages or Relevant Figures Appear
	1					

If you wish to add additional U.S. Patent citation information please click the Add button. Add

U.S.PATENT APPLICATION PUBLICATIONS Remove

Examiner Initial*	Cite No	Publication Number	Kind Code[1]	Publication Date	Name of Patentee or Applicant of cited Document	Pages,Columns,Lines where Relevant Passages or Relevant Figures Appear
	1					

If you wish to add additional U.S. Published Application citation information please click the Add button. Add

FOREIGN PATENT DOCUMENTS Remove

Examiner Initial*	Cite No	Foreign Document Number[3]	Country Code[2] i	Kind Code[4]	Publication Date	Name of Patentee or Applicant of cited Document	Pages,Columns,Lines where Relevant Passages or Relevant Figures Appear	T[5]
	1							

If you wish to add additional Foreign Patent Document citation information please click the Add button Add

NON-PATENT LITERATURE DOCUMENTS Remove

Examiner Initials*	Cite No	Include name of the author (in CAPITAL LETTERS), title of the article (when appropriate), title of the item (book, magazine, journal, serial, symposium, catalog, etc), date, pages(s), volume-issue number(s), publisher, city and/or country where published.	T[5]

INFORMATION DISCLOSURE STATEMENT BY APPLICANT (Not for submission under 37 CFR 1.99)	Application Number	17339527
	Filing Date	2021-06-04
	First Named Inventor	Gregory Porreca
	Art Unit	N/A
	Examiner Name	Not Yet Assigned
	Attorney Docket Number	MLB-001/04US 34468/52

	1	Lipman, 1985, Rapid and sensitive protein similarity searches, Science 227(4693):1435-41	
	2	Liu, 2012, Comparison of next-generation sequencing systems, J Biomed Biotech 2012:251364, 12 pages	
	3	Llopis, 1998, Measurement of cytosolic, mitochondrial, and Golgi pH in single living cells with green fluorescent proteins, PNAS 95(12):6803-08	
	4	Ma, 2006, Application of real-time polymerase chain reaction (RT-PCR), J Am Soc 1-15	
	5	MacArthur, 2014, Guidelines for investigating causality of sequence variants in human disease, Nature 508:469-76	
	6	Maddalena, 2005, Technical standards and guidelines: molecular genetic testing for ultra-rare disorders, Genet Med 7:571-83	
	7	Malewicz, 2010, Pregel: a system for large-scale graph processing, Proc. ACM SIGMOD Int Conf Mgmt Data 135-46	
	8	Mamanova, 2010, Target-enrichment strategies for next-generation sequencing, Nat Meth 7(2):111-118	
	9	Margulies, 2005, Genome sequencing in micro-fabricated high-density picotiter reactors, Nature, 437:376-380	
	10	Marras, 1999, Multiplex detection of single-nucleotide variations using molecular beacons, Genetic Analysis: Biomolecular Engineering 14:151, 6 pages	
	11	Maxam, 1977, A new method for sequencing DNA, PNAS, 74:560-564	

INFORMATION DISCLOSURE STATEMENT BY APPLICANT (Not for submission under 37 CFR 1.99)	Application Number	17339527
	Filing Date	2021-06-04
	First Named Inventor	Gregory Porreca
	Art Unit	N/A
	Examiner Name	Not Yet Assigned
	Attorney Docket Number	MLB-001/04US 34468/52

	12	May, 1988, How Many Species Are There on Earth?, Science 241(4872):1441-9	
	13	McDonnell, 2007, Antisepsis, disinfection, and sterilization: types, action, and resistance, page 239	
	14	McKenna, 2010, The Genome Analysis Toolkit: A MapReduce framework for analyzing next-generation DNA sequencing data, Genome Research 20:1297-1303	
	15	Messiaen, 1999, Exon 10b of the NF1 gene represents a mutational hotspot and harbors a recurrent missense mutation Y489C associated with aberrant splicing, Genetics in Medicine, 1(6):248-253	
	16	Meyer, 2007, Targeted high-throughput sequencing of tagged nucleic acid samples, Nucleic Acids Research 35(15): e97, 5 pages	
	17	Meyer, 2008, Parallel tagged sequencing on the 454 platform, Nat Protocol 3(2):267-278	
	18	Meyer, 2008, Parallel tagged sequencing on the 454 platform, Nature Protocols, 3(2):267-278	
	19	Miesenbock, 1998, Visualizing secretion and synaptic transmission with pH-sensitive green fluorescent proteins, Nature 394(6689):192-95	
	20	Miller, 2010, Assembly algorithms for next-generation sequencing data, Genomics 95:315-327	
	21	Mills, 2010, Mapping copy number variation by population-scale genome sequencing, Nature 470(7332):59-65	
	22	Miner, 2004, Molecular barcodes detect redundancy and contamination in hairpin-bisulfite PCR, Nucl Acids Res 32 (17):e135, 4 pages	

INFORMATION DISCLOSURE STATEMENT BY APPLICANT (Not for submission under 37 CFR 1.99)	Application Number	17339527
	Filing Date	2021-06-04
	First Named Inventor	Gregory Porreca
	Art Unit	N/A
	Examiner Name	Not Yet Assigned
	Attorney Docket Number	MLB-001/04US 34468/52

	23	Minton, 2011, Mutation Surveyor: software for DNA sequence analysis, Meth Mol Biol 688:143-53	
	24	Miyake, 2009, PIK3CA gene mutations and umplification in uterine cancers, Canc Lett 261:120-126	
	25	Miyazaki, 2009, Characterization of deletion breakpoints in patients with dystrophinopathy carrying a deletion of exons 45-55 of the Duchenne muscular dystrophy (DMD) gene, J Hum Gen 54:127-30	
	26	Mockler, 2005, Applications of DNA tiling arrays for whole-genome analysis, Genomics 85(1):1-15	
	27	Mohammed, 2012, DELIMINATE-a fast and efficient methods for loss-less compression of genomice sequences, Bioinformatics 28(19):2527-2529	
	28	Moudrianakis, 1965, Base Sequence Determination in Nucleic Acids with the Electron Microscope, III. Chemistry and Microscopy of Guanine-Labeled DNA, PNAS, 53:564-71	
	29	Mullan, 2002, Multiple sequence alignment-the gateway to further analysis, Brief Bioinform 3(3):303-5	
	30	Munne, 2012, Preimplantation genetic diagnosis for aneuploidy and translocations using array comparative genomic hybridization, Curr Genomics 13(6):463-470	
	31	Nan, 2006, A novel CFTR mutation found in a Chinese patient with cystic fibrosis, Chinese Med J 119(2):103-9	
	32	Narang, 1979, Improved phosphotriester method for the synthesis of gene fragments, Meth Enz 68:90-98	
	33	Nelson, 1989, Bifunctional oligonucleotide probes synthesized using a novel CPG support are able to detect single base pair mutations, Nucl Acids Res 17(18):7187-7194	

INFORMATION DISCLOSURE STATEMENT BY APPLICANT (Not for submission under 37 CFR 1.99)	Application Number	17339527
	Filing Date	2021-06-04
	First Named Inventor	Gregory Porreca
	Art Unit	N/A
	Examiner Name	Not Yet Assigned
	Attorney Docket Number	MLB-001/04US 34468/52

	34	Ng, 2009, Targeted capture and massively parallel sequencing of 12 human exomes, Nature 461(7261):272-6	
	35	Nicholas, 2002, Strategies for multiple sequence alignment, Biotechniques 32:572-91	
	36	Nickerson, 1990, Automated DNA diagnostics using an ELISA-based oligonucleotide ligation assay, PNAS 87:8923-7	
	37	Nielsen, 1999, Peptide Nucleic Acids, Protocols and Applications (Norfolk: Horizon Scientific Press, 1-19)	
	38	Nilsson, 2006, Analyzing genes using closing and replicating circles, Trends in Biotechnology 24:83-8	
	39	Ning, 2001, SSAHA: a fast search method for large DNA databases, Genome Res 11(10):1725-9	
	40	Nordhoff, 1993, Ion stability of nucleic acids in infrared matrix-assisted laser desorption/ ionization mass spectrometry, Nucl Acid Res 21(15):3347-57	
	41	Nuttle, 2013, Rapid and accurate large-scale genotyping of duplicated genes and discovery of interlocus gene conversions, Nat Meth 10(9):903-909	
	42	Nuttle, 2014, Resolving genomic disorder-associated breakpoints within segmental DNA duplications using massively parallel sequencing, Nat Prot 9(6):1496-1513	
	43	O'Roak, 2012, Multiplex targeted sequencing identifies recurrently mutated genes in autism spectrum disorders, Science 338(6114):1619-1622	
	44	Oefner, 1996, Efficient random sub-cloning of DNA sheared in a recirculating point-sink flow system, Nucleic Acids Res 24(20):3879-3886	

INFORMATION DISCLOSURE STATEMENT BY APPLICANT (Not for submission under 37 CFR 1.99)	Application Number	17339527
	Filing Date	2021-06-04
	First Named Inventor	Gregory Porreca
	Art Unit	N/A
	Examiner Name	Not Yet Assigned
	Attorney Docket Number	MLB-001/04US 34468/52

	45	Oka, 2006, Detection of loss of heterozygosity in the p53 gene in renal cell carcinoma and bladder cancer using the polymerase chain reaction, Mol Carcinogenesis 4(1):10-13	
	46	Okoniewski, 2013, Precise breakpoint localization of large genomic deletions using PacBio and Illumina next-generation sequencers, Biotechniques 54(2):98-100	
	47	Okou, 2007, Microarray-based genomic selection for high-throughput reseuqencing, Nat Meth 4(11):907-909	
	48	Oliphant, 2002, BeadArray technology: enabling an accurate, cost-effective approach to high-throughput genotyping, Biotechniques Suppl:56-8, 60-1	
	49	Ordahl, 1976, Sheared DNA fragment sizing: comparison of techniques, Nucleic Acids Res 3:2985-2999	
	50	Ostrer, 2001, A genetic profile of contemporary Jewish populations, Nat Rev Genet 2(11):891-8	

If you wish to add additional non-patent literature document citation information please click the Add button Add

EXAMINER SIGNATURE

Examiner Signature		Date Considered	

*EXAMINER: Initial if reference considered, whether or not citation is in conformance with MPEP 609. Draw line through a citation if not in conformance and not considered. Include copy of this form with next communication to applicant.

[1] See Kind Codes of USPTO Patent Documents at www.USPTO.GOV or MPEP 901.04. [2] Enter office that issued the document, by the two-letter code (WIPO Standard ST.3). [3] For Japanese patent documents, the indication of the year of the reign of the Emperor must precede the serial number of the patent document. [4] Kind of document by the appropriate symbols as indicated on the document under WIPO Standard ST.16 if possible. [5] Applicant is to place a check mark here if English language translation is attached.

INFORMATION DISCLOSURE STATEMENT BY APPLICANT (Not for submission under 37 CFR 1.99)		
	Application Number	17339527
	Filing Date	2021-06-04
	First Named Inventor	Gregory Porreca
	Art Unit	N/A
	Examiner Name	Not Yet Assigned
	Attorney Docket Number	MLB-001/04US 34468/52

CERTIFICATION STATEMENT

Please see 37 CFR 1.97 and 1.98 to make the appropriate selection(s):

That each item of information contained in the information disclosure statement was first cited in any communication from a foreign patent office in a counterpart foreign application not more than three months prior to the filing of the information disclosure statement. See 37 CFR 1.97(e)(1).

OR

☐ That no item of information contained in the information disclosure statement was cited in a communication from a foreign patent office in a counterpart foreign application, and, to the knowledge of the person signing the certification after making reasonable inquiry, no item of information contained in the information disclosure statement was known to any individual designated in 37 CFR 1.56(c) more than three months prior to the filing of the information disclosure statement. See 37 CFR 1.97(e)(2).

See attached certification statement.

The fee set forth in 37 CFR 1.17 (p) has been submitted herewith.

☒ A certification statement is not submitted herewith.

SIGNATURE

A signature of the applicant or representative is required in accordance with CFR 1.33, 10.18. Please see CFR 1.4(d) for the form of the signature.

Signature	/Thomas C. Meyers/	Date (YYYY-MM-DD)	2021-09-02
Name/Print	Thomas C. Meyers	Registration Number	36,989

This collection of information is required by 37 CFR 1.97 and 1.98. The information is required to obtain or retain a benefit by the public which is to file (and by the USPTO to process) an application. Confidentiality is governed by 35 U.S.C. 122 and 37 CFR 1.14. This collection is estimated to take 1 hour to complete, including gathering, preparing and submitting the completed application form to the USPTO. Time will vary depending upon the individual case. Any comments on the amount of time you require to complete this form and/or suggestions for reducing this burden, should be sent to the Chief Information Officer, U.S. Patent and Trademark Office, U.S. Department of Commerce, P.O. Box 1450, Alexandria, VA 22313-1450. DO NOT SEND FEES OR COMPLETED FORMS TO THIS ADDRESS. **SEND TO: Commissioner for Patents, P.O. Box 1450, Alexandria, VA 22313-1450.**

Privacy Act Statement

The Privacy Act of 1974 (P.L. 93-579) requires that you be given certain information in connection with your submission of the attached form related to a patent application or patent. Accordingly, pursuant to the requirements of the Act, please be advised that: (1) the general authority for the collection of this information is 35 U.S.C. 2(b)(2); (2) furnishing of the information solicited is voluntary; and (3) the principal purpose for which the information is used by the U.S. Patent and Trademark Office is to process and/or examine your submission related to a patent application or patent. If you do not furnish the requested information, the U.S. Patent and Trademark Office may not be able to process and/or examine your submission, which may result in termination of proceedings or abandonment of the application or expiration of the patent.

The information provided by you in this form will be subject to the following routine uses:

1. The information on this form will be treated confidentially to the extent allowed under the Freedom of Information Act (5 U.S.C. 552) and the Privacy Act (5 U.S.C. 552a). Records from this system of records may be disclosed to the Department of Justice to determine whether the Freedom of Information Act requires disclosure of these record s.

2. A record from this system of records may be disclosed, as a routine use, in the course of presenting evidence to a court, magistrate, or administrative tribunal, including disclosures to opposing counsel in the course of settlement negotiations.

3. A record in this system of records may be disclosed, as a routine use, to a Member of Congress submitting a request involving an individual, to whom the record pertains, when the individual has requested assistance from the Member with respect to the subject matter of the record.

4. A record in this system of records may be disclosed, as a routine use, to a contractor of the Agency having need for the information in order to perform a contract. Recipients of information shall be required to comply with the requirements of the Privacy Act of 1974, as amended, pursuant to 5 U.S.C. 552a(m).

5. A record related to an International Application filed under the Patent Cooperation Treaty in this system of records may be disclosed, as a routine use, to the International Bureau of the World Intellectual Property Organization, pursuant to the Patent Cooperation Treaty.

6. A record in this system of records may be disclosed, as a routine use, to another federal agency for purposes of National Security review (35 U.S.C. 181) and for review pursuant to the Atomic Energy Act (42 U.S.C. 218(c)).

7. A record from this system of records may be disclosed, as a routine use, to the Administrator, General Services, or his/her designee, during an inspection of records conducted by GSA as part of that agency's responsibility to recommend improvements in records management practices and programs, under authority of 44 U.S.C. 2904 and 2906. Such disclosure shall be made in accordance with the GSA regulations governing inspection of records for this purpose, and any other relevant (i.e., GSA or Commerce) directive. Such disclosure shall not be used to make determinations about individuals.

8. A record from this system of records may be disclosed, as a routine use, to the public after either publication of the application pursuant to 35 U.S.C. 122(b) or issuance of a patent pursuant to 35 U.S.C. 151. Further, a record may be disclosed, subject to the limitations of 37 CFR 1.14, as a routine use, to the public if the record was filed in an application which became abandoned or in which the proceedings were terminated and which application is referenced by either a published application, an application open to public inspections or an issued patent.

9. A record from this system of records may be disclosed, as a routine use, to a Federal, State, or local law enforcement agency, if the USPTO becomes aware of a violation or potential violation of law or regulation.

PTO/SB/08a (02-18)
Approved for use through 11/30/2020. OMB 0651-0031
U.S. Patent and Trademark Office; U.S. DEPARTMENT OF COMMERCE
Under the Paperwork Reduction Act of 1995, no persons are required to respond to a collection of information unless it contains a valid OMB control number.

INFORMATION DISCLOSURE STATEMENT BY APPLICANT (**Not for submission under 37 CFR 1.99)**		
	Application Number	17339527
	Filing Date	2021-06-04
	First Named Inventor	Gregory Porreca
	Art Unit	N/A
	Examiner Name	Not Yet Assigned
	Attorney Docket Number	MLB-001/04US 34468/52

U.S.PATENTS Remove

Examiner Initial*	Cite No	Patent Number	Kind Code[1]	Issue Date	Name of Patentee or Applicant of cited Document	Pages,Columns,Lines where Relevant Passages or Relevant Figures Appear
	1					

If you wish to add additional U.S. Patent citation information please click the Add button. Add

U.S.PATENT APPLICATION PUBLICATIONS Remove

Examiner Initial*	Cite No	Publication Number	Kind Code[1]	Publication Date	Name of Patentee or Applicant of cited Document	Pages,Columns,Lines where Relevant Passages or Relevant Figures Appear
	1					

If you wish to add additional U.S. Published Application citation information please click the Add button. Add

FOREIGN PATENT DOCUMENTS Remove

Examiner Initial*	Cite No	Foreign Document Number[3]	Country Code[2] i	Kind Code[4]	Publication Date	Name of Patentee or Applicant of cited Document	Pages,Columns,Lines where Relevant Passages or Relevant Figures Appear	T[5]
	1							

If you wish to add additional Foreign Patent Document citation information please click the Add button Add

NON-PATENT LITERATURE DOCUMENTS Remove

Examiner Initials*	Cite No	Include name of the author (in CAPITAL LETTERS), title of the article (when appropriate), title of the item (book, magazine, journal, serial, symposium, catalog, etc), date, pages(s), volume-issue number(s), publisher, city and/or country where published.	T[5]

INFORMATION DISCLOSURE STATEMENT BY APPLICANT (Not for submission under 37 CFR 1.99)	Application Number	17339527
	Filing Date	2021-06-04
	First Named Inventor	Gregory Porreca
	Art Unit	N/A
	Examiner Name	Not Yet Assigned
	Attorney Docket Number	MLB-001/04US 34468/52

	1	Owens, 1998, Aspects of oligonucleotide and peptide sequencing with MALDI and electrospray mass spectrometry, Bioorg Med Chem 6:1547-1554	
	2	Parameswaran, 2007, A pyrosequencing-tailored nucleotide barcode design unveils opportunities for large-scale sample multiplexing, Nucl Acids Rese 35:e130, 27 pages	
	3	Parkinson, 2012, Preparation of high-quality next-generation sequencing libraries from picogram quantities of target DNA, Genome Res 22:125-133	
	4	Pastor, 2010, Conceptual modeling of human genome mutations: a dichotomy between what we have and what we shoudl have, 2010 Proc BIOSTEC Bioinformatics, pp: 160-166	
	5	Paton, 2000, Conceptual modelling of genomic information, Bioinformatics 16(6):548-57	
	6	Pearson, 1988, Improved tools for biological sequence comparison, PNAS 85(8):2444-8	
	7	Pertea, 2003, TIGR gene indices clustering tools (TGICL), Bioinformatics 19(5):651-52	
	8	Pieles, 1993, Matrix-assisted laser desorption ionization time-of-flight mass spectrometry: A powerful tool for the mass and sequence analysis of natural and modified oligonucleotides, Nucleic Acids Res 21:3191-3196	
	9	Pinho, 2013, MFCompress: a compression tool for FASTA and multi-FASTA data, Bioinformatics 30(1):117-8	
	10	Porreca, 2007, Multiplex amplificaiton of large sets of human exons, Nat Meth 4(11):931-936	
	11	Porreca, 2013, Analytical performance of a Next-Generation DNA sequencing-based clinical workflow for genetic carrier screening, American Society of Human Genetics 63rd Annual Meeting, Abstract, October 22, 2013, 2 pages	

INFORMATION DISCLOSURE STATEMENT BY APPLICANT (Not for submission under 37 CFR 1.99)	Application Number	17339527
	Filing Date	2021-06-04
	First Named Inventor	Gregory Porreca
	Art Unit	N/A
	Examiner Name	Not Yet Assigned
	Attorney Docket Number	MLB-001/04US 34468/52

	12	Pourmand, 2006, PathgoenMIPer: a tool for the design of molecular inversion probes, BMC informatics 7:500, 10 pages	
	13	Procter, 2006, Molecular diagnosis of Prader-Willi and Angelman syndromes by methylation-specific melting analysis and methylation-specific multiplex ligation-dependent probe amplification, Clin Chem 52(7):1276-83	
	14	Qiagen, 2011, Gentra Puregene handbook, 3d Ed., 72 pages	
	15	Quail, 2010, DNA: Mechanical Breakage, In Encyclopedia of Life Sciences, John Wiley & Sons Ltd, Chicester (5 pages)	
	16	Rambaut, 1997, Seq-Gen:an application for the Monte Carlo simulation of DNA sequence evolution along phylogenetic trees, Bioinformatics 13:235-38	
	17	Richards, 2008 ACMG recommendations for standards for interpretation and reporting of sequence variations: Revisions, Genet Med 10(4):294-300	
	18	Richter, 2008, MetaSim-A Sequencing Simulator for Genomics and Metagenomics, PLoS ONE 3:e3373, 12 pages	
	19	Roberts, 1980, Restriction and modification enzymes and their recognition sequences, Nucleic Acids Res 8(1):r63–r80	
	20	Rodriguez, 2010, Constructions from Dots and Lines, Bull Am Soc Inf Sci Tech 36(6):35-41	
	21	Rosendahl, 2013, CFTR, SPINK1, CTRC and PRSS1 variants in chronic pancreatitis: is the role of mutated CFTR overestimated?, Gut 62:582-592	
	22	Rothberg, 2011, An integrated semiconductor device enabling non-optical genome sequencing, Nature 475:348-352	

INFORMATION DISCLOSURE STATEMENT BY APPLICANT (Not for submission under 37 CFR 1.99)	Application Number	17339527
	Filing Date	2021-06-04
	First Named Inventor	Gregory Porreca
	Art Unit	N/A
	Examiner Name	Not Yet Assigned
	Attorney Docket Number	MLB-001/04US 34468/52

	23	Rowntree, 2003, The phenotypic consequences of CFTR mutations, Ann Hum Gen 67:471-485	
	24	Saihan, 2009, Update on Usher syndrome, Curr Op Neurology 22(1):19-24	
	25	Sanger, 1977, DNA Sequencing with chain-terminating inhibitors, PNAS 74(12):5463-5467	
	26	Santa Lucia, 1998, A unified view of polymer, dumbbell, and oligonucleotide DNA nearest-neighbor thermodynamics, PNAS 95(4):1460-5	
	27	Sargent, 1987, Isolation of differentially expressed genes, Meth Enzym 152:423-432	
	28	Sauro, 2004, How Do You Calculate a Z-Score/ Sigma Level?, https://www.measuringusability.com/zcalc.htm (online publication), 3 pages	
	29	Sauro, 2004, What's a Z-score and Why Use It in Usability Testing?, https://www.measuringusability.com/z.htm (online publication), 4 pages	
	30	Schadt, 2010, A window into third-generation sequencing, Human Mol Genet 19(R2):R227-40	
	31	Schatz, 2010, Assembly of large genomes using second-generation sequencing, Genome Res., 20:1165-1173	
	32	Schiffman, 2007, Adapting molecular inversion probe (MIP) technology for allele quantification in childhood leukemia, Journal of Clinical Oncology, 25, p530, 5 pages	
	33	Schiffman, 2009, Molecular inversion probes reveal patterns of 9p21 deletion and copy number aberrations in childhood leukemia, Cancer Genetics and Cytogenetics 193:9-18.	

INFORMATION DISCLOSURE STATEMENT BY APPLICANT (Not for submission under 37 CFR 1.99)	Application Number	17339527
	Filing Date	2021-06-04
	First Named Inventor	Gregory Porreca
	Art Unit	N/A
	Examiner Name	Not Yet Assigned
	Attorney Docket Number	MLB-001/04US 34468/52

	34	Schneeberger, 2011, Reference-guided assembly of four diverse Arabidopsis thaliana genomes, PNAS 108 (25):10249-10254	
	35	Schouten, 2002, Relative Quantification of 40 Nucleic Acid Sequences by Multiplex Ligation-Dependent Probe Amplification, Nucle Acids Res 30 (12):257, 13 pages	
	36	Schrijver, 2005, Diagnostic testing by CFTR gene mutation analysis in a large group of Hispanics, J Mol Diag 7 (2):289-299	
	37	Schuette, 1995, Sequence analysis of phosphorothioate oligonucleotides via matrix-assisted laser desorption ionization time-of-flight mass spectrometry, J Pharm Biomed Anal 13:1195-1203	
	38	Schwartz, 2009, Identification of cystic fibrosis variants by polymerase chain reaction/oligonucleotide ligation assay, J Mol Diag 11(3):211-15	
	39	Schwartz, 2011, Clinical utility of single nucleotide polymorphism arrays, Clin Lab Med 31(4):581-94	
	40	Sequeira, 1997, Implementing generic, object-oriented models in biology, Ecological Modeling 94.1:17-31	
	41	Shagin, 2002, A novel method for SNP detection, Genome Res 12:1935-1942	
	42	Shen, 2011, High quality DNA sequence capture of 524 disease candidate genes, PNAS 108(16):6549-6554	
	43	Shen, 2013, Multiplex capture with double-stranded DNA probes, Genome Medicine 5(50):1-8	
	44	Sievers, 2011, Fast, scalable generation of high-quality protein multiple sequence alignments using Clustal Omega, Mol Syst Biol 7:539, 6 pages	

INFORMATION DISCLOSURE STATEMENT BY APPLICANT (Not for submission under 37 CFR 1.99)	Application Number	17339527
	Filing Date	2021-06-04
	First Named Inventor	Gregory Porreca
	Art Unit	N/A
	Examiner Name	Not Yet Assigned
	Attorney Docket Number	MLB-001/04US 34468/52

	45	Simpson, 2009, ABySS: A parallel assembler for short read sequence data, Genome Res., 19(6):1117-23	
	46	Slater, 2005, Automated generation of heuristics for biological sequence comparison, BMC Bioinformatics 6:31, 11 pages	
	47	Smirnov, 1996, Sequencing oligonucleotides by exonuclease digestion and delayed extraction matrix-assisted laser desorption ionization time-of-flight mass spectrometry, Anal Biochem 238:19-25	
	48	Smith, 1985, The synthesis of oligonucleotides containing an aliphatic amino group at the 5' terminus: synthesis of fluorescent DNA primers for use in DNA sequence analysis, Nucl Acid Res 13:2399-2412	
	49	Smith, 2010, Highly-multiplexed barcode sequencing: an efficient method for parallel analysis of pooled samples, Nucleic Acids Research 38(13):e142, 8 pages	
	50	Soni, 2007, Progress toward ultrafast DNA sequencing using solid-state nanopores, Clin Chem 53(11):1996-2001	

If you wish to add additional non-patent literature document citation information please click the Add button Add

EXAMINER SIGNATURE

Examiner Signature		Date Considered	

*EXAMINER: Initial if reference considered, whether or not citation is in conformance with MPEP 609. Draw line through a citation if not in conformance and not considered. Include copy of this form with next communication to applicant.

[1] See Kind Codes of USPTO Patent Documents at www.USPTO.GOV or MPEP 901.04. [2] Enter office that issued the document, by the two-letter code (WIPO Standard ST.3). [3] For Japanese patent documents, the indication of the year of the reign of the Emperor must precede the serial number of the patent document. [4] Kind of document by the appropriate symbols as indicated on the document under WIPO Standard ST.16 if possible. [5] Applicant is to place a check mark here if English language translation is attached.

INFORMATION DISCLOSURE STATEMENT BY APPLICANT (Not for submission under 37 CFR 1.99)	Application Number	17339527
	Filing Date	2021-06-04
	First Named Inventor	Gregory Porreca
	Art Unit	N/A
	Examiner Name	Not Yet Assigned
	Attorney Docket Number	MLB-001/04US 34468/52

CERTIFICATION STATEMENT

Please see 37 CFR 1.97 and 1.98 to make the appropriate selection(s):

That each item of information contained in the information disclosure statement was first cited in any communication from a foreign patent office in a counterpart foreign application not more than three months prior to the filing of the information disclosure statement. See 37 CFR 1.97(e)(1).

OR

☐ That no item of information contained in the information disclosure statement was cited in a communication from a foreign patent office in a counterpart foreign application, and, to the knowledge of the person signing the certification after making reasonable inquiry, no item of information contained in the information disclosure statement was known to any individual designated in 37 CFR 1.56(c) more than three months prior to the filing of the information disclosure statement. See 37 CFR 1.97(e)(2).

See attached certification statement.

The fee set forth in 37 CFR 1.17 (p) has been submitted herewith.

☒ A certification statement is not submitted herewith.

SIGNATURE

A signature of the applicant or representative is required in accordance with CFR 1.33, 10.18. Please see CFR 1.4(d) for the form of the signature.

Signature	/Thomas C. Meyers/	Date (YYYY-MM-DD)	2021-09-02
Name/Print	Thomas C. Meyers	Registration Number	36,989

This collection of information is required by 37 CFR 1.97 and 1.98. The information is required to obtain or retain a benefit by the public which is to file (and by the USPTO to process) an application. Confidentiality is governed by 35 U.S.C. 122 and 37 CFR 1.14. This collection is estimated to take 1 hour to complete, including gathering, preparing and submitting the completed application form to the USPTO. Time will vary depending upon the individual case. Any comments on the amount of time you require to complete this form and/or suggestions for reducing this burden, should be sent to the Chief Information Officer, U.S. Patent and Trademark Office, U.S. Department of Commerce, P.O. Box 1450, Alexandria, VA 22313-1450. DO NOT SEND FEES OR COMPLETED FORMS TO THIS ADDRESS. **SEND TO: Commissioner for Patents, P.O. Box 1450, Alexandria, VA 22313-1450.**

Privacy Act Statement

The Privacy Act of 1974 (P.L. 93-579) requires that you be given certain information in connection with your submission of the attached form related to a patent application or patent. Accordingly, pursuant to the requirements of the Act, please be advised that: (1) the general authority for the collection of this information is 35 U.S.C. 2(b)(2); (2) furnishing of the information solicited is voluntary; and (3) the principal purpose for which the information is used by the U.S. Patent and Trademark Office is to process and/or examine your submission related to a patent application or patent. If you do not furnish the requested information, the U.S. Patent and Trademark Office may not be able to process and/or examine your submission, which may result in termination of proceedings or abandonment of the application or expiration of the patent.

The information provided by you in this form will be subject to the following routine uses:

1. The information on this form will be treated confidentially to the extent allowed under the Freedom of Information Act (5 U.S.C. 552) and the Privacy Act (5 U.S.C. 552a). Records from this system of records may be disclosed to the Department of Justice to determine whether the Freedom of Information Act requires disclosure of these record s.

2. A record from this system of records may be disclosed, as a routine use, in the course of presenting evidence to a court, magistrate, or administrative tribunal, including disclosures to opposing counsel in the course of settlement negotiations.

3. A record in this system of records may be disclosed, as a routine use, to a Member of Congress submitting a request involving an individual, to whom the record pertains, when the individual has requested assistance from the Member with respect to the subject matter of the record.

4. A record in this system of records may be disclosed, as a routine use, to a contractor of the Agency having need for the information in order to perform a contract. Recipients of information shall be required to comply with the requirements of the Privacy Act of 1974, as amended, pursuant to 5 U.S.C. 552a(m).

5. A record related to an International Application filed under the Patent Cooperation Treaty in this system of records may be disclosed, as a routine use, to the International Bureau of the World Intellectual Property Organization, pursuant to the Patent Cooperation Treaty.

6. A record in this system of records may be disclosed, as a routine use, to another federal agency for purposes of National Security review (35 U.S.C. 181) and for review pursuant to the Atomic Energy Act (42 U.S.C. 218(c)).

7. A record from this system of records may be disclosed, as a routine use, to the Administrator, General Services, or his/her designee, during an inspection of records conducted by GSA as part of that agency's responsibility to recommend improvements in records management practices and programs, under authority of 44 U.S.C. 2904 and 2906. Such disclosure shall be made in accordance with the GSA regulations governing inspection of records for this purpose, and any other relevant (i.e., GSA or Commerce) directive. Such disclosure shall not be used to make determinations about individuals.

8. A record from this system of records may be disclosed, as a routine use, to the public after either publication of the application pursuant to 35 U.S.C. 122(b) or issuance of a patent pursuant to 35 U.S.C. 151. Further, a record may be disclosed, subject to the limitations of 37 CFR 1.14, as a routine use, to the public if the record was filed in an application which became abandoned or in which the proceedings were terminated and which application is referenced by either a published application, an application open to public inspections or an issued patent.

9. A record from this system of records may be disclosed, as a routine use, to a Federal, State, or local law enforcement agency, if the USPTO becomes aware of a violation or potential violation of law or regulation.

PTO/SB/08a (02-18)
Approved for use through 11/30/2020. OMB 0651-0031
U.S. Patent and Trademark Office; U.S. DEPARTMENT OF COMMERCE
Under the Paperwork Reduction Act of 1995, no persons are required to respond to a collection of information unless it contains a valid OMB control number.

INFORMATION DISCLOSURE STATEMENT BY APPLICANT (**Not for submission under 37 CFR 1.99)**		
	Application Number	17339527
	Filing Date	2021-06-04
	First Named Inventor	Gregory Porreca
	Art Unit	N/A
	Examiner Name	Not Yet Assigned
	Attorney Docket Number	MLB-001/04US 34468/52

U.S.PATENTS Remove

Examiner Initial*	Cite No	Patent Number	Kind Code[1]	Issue Date	Name of Patentee or Applicant of cited Document	Pages,Columns,Lines where Relevant Passages or Relevant Figures Appear
	1					

If you wish to add additional U.S. Patent citation information please click the Add button. Add

U.S.PATENT APPLICATION PUBLICATIONS Remove

Examiner Initial*	Cite No	Publication Number	Kind Code[1]	Publication Date	Name of Patentee or Applicant of cited Document	Pages,Columns,Lines where Relevant Passages or Relevant Figures Appear
	1					

If you wish to add additional U.S. Published Application citation information please click the Add button. Add

FOREIGN PATENT DOCUMENTS Remove

Examiner Initial*	Cite No	Foreign Document Number[3]	Country Code[2] i	Kind Code[4]	Publication Date	Name of Patentee or Applicant of cited Document	Pages,Columns,Lines where Relevant Passages or Relevant Figures Appear	T[5]
	1							

If you wish to add additional Foreign Patent Document citation information please click the Add button Add

NON-PATENT LITERATURE DOCUMENTS Remove

Examiner Initials*	Cite No	Include name of the author (in CAPITAL LETTERS), title of the article (when appropriate), title of the item (book, magazine, journal, serial, symposium, catalog, etc), date, pages(s), volume-issue number(s), publisher, city and/or country where published.	T[5]

INFORMATION DISCLOSURE STATEMENT BY APPLICANT (Not for submission under 37 CFR 1.99)	Application Number	17339527
	Filing Date	2021-06-04
	First Named Inventor	Gregory Porreca
	Art Unit	N/A
	Examiner Name	Not Yet Assigned
	Attorney Docket Number	MLB-001/04US 34468/52

	1	Sonnhammer, 2002, Orthology, paralogy and proposed classification for paralog subtypes, Trends in Genetics, 18 (12):619-620	
	2	Spanu, 2010, Genome expansion and gene loss in powdery mildew fungi reveal tradeoffs in extreme parasitism, Science 330(6010):1543-46	
	3	Sproat, 1987, The synthesis of protected 5'-mercapto-2',5'-dideoxyribonucleoside-3'-O-phosphoramidites; uses of 5'-mercapto-oligodeoxyribonucleotides, Nucl Acid Res 15:4837-4848	
	4	Streit, 2003, CFTR gene: molecular analysis in patients from South Brazil, Molecular Genetics and Metabolism 78:259-264	
	5	Strom, 2005, Mutation detection, interpretation, and applications in the clinical laboratory setting, Mutat Res 573:160-67	
	6	Summerer, 2009, Enabling technologies of genomic-scale sequence enrichment for targeted high-throughput sequencing, Genomics 94(6):363-8	
	7	Summerer, 2010, Targeted High Throughput Sequencing of a Cancer-Related Exome Subset by Specific Sequence Capture With a Fully Automated Microarray Platform, Genomics 95(4):241-246	
	8	Sunnucks, 1996, Microsatellite and chromosome evolution of parthenogenetic sitobion aphids in Australia, Genetics 144:747-756	
	9	Tan, 2014, Clinical outcome of preimplantation genetic diagnosis and screening using next generation sequencing, GigaScience 3(30):1-9.	
	10	Tarhini, 2018, Predictive and on-treatment monitoring biomarkers in advanced melanoma: Moving toward personalized medicine, Cancer Treatment Reviews, 71:8-18	
	11	Thauvin-Robinet, 2009, The very low penetrance of cystic fibrosis for the R117H mutation: a reappraisal for genetic counseling and newborn screening, J Med Genet 46:752-758	

INFORMATION DISCLOSURE STATEMENT BY APPLICANT (Not for submission under 37 CFR 1.99)	Application Number	17339527
	Filing Date	2021-06-04
	First Named Inventor	Gregory Porreca
	Art Unit	N/A
	Examiner Name	Not Yet Assigned
	Attorney Docket Number	MLB-001/04US 34468/52

	12	Thiyagarajan, 2006, PathogenMIPer: a tool for the design of molecular inversion probes to detect multiple pathogens, BMC Bioinformatics 7:500, 10 pages	
	13	Thompson, 1994, Clustal W: improving the sensitivity of progressive mulitple sequence alignment through sequence weighting, position-specific gap penalties and weight matrix choice, Nuc Acids Res 22:4673-80	
	14	Thompson, 2011, The properties and applications of single-molecule DNA sequencing, Genome Biol 12(2):217, 10 pages	
	15	Thorstenson, 1998, An Automated Hydrodynamic Process for Controlled, Unbiased DNA Shearing, Genome Res 8(8): 848-855	
	16	Thorvaldsdottir, 2012, Integrative Genomics Viewer (IGV): high-performance genomics data visualization and exploration, Brief Bioinform 24(2):178-92	
	17	Tkachuk, 1990, Detection of bcr-abl Fusion in Chronic Myelogeneous Leukemia by in Situ Hybridization, Science 250:559-562	
	18	Tobler, 2005, The SNPlex Genotyping System: A Flexible and Scalable Platform for SNP Genotyping, J Biomol Tech 16(4):398-406	
	19	Tokino, 1996, Characterization of the human p57 KIP2 gene: alternative splicing, insertion/deletion polymorphisms in VNTR sequences in the coding region, and mutational analysis, Human Genetics 96:625-31.	
	20	Treangen, 2011, Repetitive DNA and next-generation sequencing: computational challenges and solutions, Nat Rev Gen 13(1):36-46	
	21	Turner, 2009, Massively parallel exon capture and library-free resequencing across 16 genomes, Nat Meth 6:315-316	
	22	Turner, 2009, Methods for genomic partitioning, Ann Rev Hum Gen 10:263-284	

INFORMATION DISCLOSURE STATEMENT BY APPLICANT (Not for submission under 37 CFR 1.99)	Application Number	17339527
	Filing Date	2021-06-04
	First Named Inventor	Gregory Porreca
	Art Unit	N/A
	Examiner Name	Not Yet Assigned
	Attorney Docket Number	MLB-001/04US 34468/52

	23	Umbarger, 2013, Detecting contamination in Next Generation DNA sequencing libraries, American Society of Human Genetics 63rd Annual Meeting, Abstract, October 22, 2013, 2 pages	
	24	Umbarger, 2014, Next-generation carrier screening, Gen Med 16(2):132-140	
	25	Veeneman, 2012, Oculus: faster sequence alignment by streaming read compression, BMC Bioinformatics 13:297, 8 pages	
	26	Wahl, 1979, Efficient transfer of large DNA fragments from agarose gels to diazobenzyloxymethyl-paper and rapid hybridization by using dextran sulfate, PNAS 76:3683-3687	
	27	Wallace, 1979, Hybridization of synthetic oligodeoxyribonucteotides to dp x 174DNA:the effect of single base pair mismatch, Nucl Acids Res 6:3543-3557	
	28	Wallace, 1987, Oligonucleotide probes for the screening of recombinant DNA libraries, Meth Enz 152:432-442	
	29	Wang, 2005, Allele quantification using molecular inversion probes (MIP), Nucleic Acids Res 33(21):e183, 14 pages	
	30	Wang, 2007, Analysis of molecular inversion probe performance for allele copy number determination, Genome Biology, 8(11):R246.1 -R246.14	
	31	Warner, 1996, A general method for the detection of large CAG repeat expansions by fluorescent PCR, J Med Genet 33(12):1022-6	
	32	Warren, 2007, Assembling millions of short DNA sequences using SSAKE, Bioinformatics, 23:500-501	
	33	Waszak, 2010, Systematic inference of copy-number genotypes from personal genome sequencing data reveals extensive olfactory gene content diversity, PLoS Comp Biol 6(11):e1000988, 20 pages	

INFORMATION DISCLOSURE STATEMENT BY APPLICANT (Not for submission under 37 CFR 1.99)	Application Number	17339527
	Filing Date	2021-06-04
	First Named Inventor	Gregory Porreca
	Art Unit	N/A
	Examiner Name	Not Yet Assigned
	Attorney Docket Number	MLB-001/04US 34468/52

	34	Watson, 2004, Cystic fibrosis population carrier screening: 2004 revision of American College of Medical Genetics mutation panel, Genetics in Medicine 6(5):387-391	
	35	Williams, 2003, Restriction endonucleases classification, properties, and applications, Mol Biotechnol 23(3):225-43	
	36	Wirth, 1999, Quantitative analysis of survival motor neuron copies, Am J Hum Genet 64:1340-1356	
	37	Wittung, 1997, Extended DNA-Recognition Repertoire of Peptide Nucleic Acid (PNA): PNA-dsDNA Triplex Formed with Cytosine-Rich Homopyrimidine PNA, Biochemistry 36:7973-7979	
	38	Wu, 1998, Sequencing regular and labeled oligonucleotides using enzymatic digestion and ionspray mass spectrometry, Anal Biochem 263:129-138	
	39	Wu, 2001, Improved oligonucleotide sequencing by alkaline phosphatase and exonuclease digestions with mass spectrometry, Anal Biochem 290:347-352	
	40	Xu, 2012, FastUniq: A fast de novo duplicates removal tool for paired short reads, PLoS One 7(12):e52249, 6 pages	
	41	Yau, 1996, Accurate diagnosis of carriers of deletions and duplications in Duchenne/Becker muscular dystrophy by fluorescent dosage analysis, J Med Gen 33(7):550-8	
	42	Ye, 2009, Pindel: a pattern growth approach to detect break points of large deletions and medium size insertions from paired-end short reads, Bioinformatics 25(21):2865-2871	
	43	Yershov, 1996, DNA analysis and diagnostics on oligonucleotide microchips, PNAS 93:4913-4918	
	44	Yoo, 2009, Applications of DNA microarray in disease diagnostics, J Microbiol Biotech19(7):635-46	

INFORMATION DISCLOSURE STATEMENT BY APPLICANT (Not for submission under 37 CFR 1.99)	Application Number	17339527
	Filing Date	2021-06-04
	First Named Inventor	Gregory Porreca
	Art Unit	N/A
	Examiner Name	Not Yet Assigned
	Attorney Docket Number	MLB-001/04US 34468/52

	45	Yoon, 2014, MicroDuMIP: target-enrichment technique for microarray-based duplex molecular inversion probes, Nucl Ac Res 43(5):e28, 9 pages	
	46	Yoshida, 2004, Role of BRCA1 and BRCA2 as regulators of DNA repair, transcription, and cell cycle in response to DNA damage, Cancer Science 95(11)866-71	
	47	Yu, 2007, A novel set of DNA methylation markers in urine sediments for sensitive/specific detection of bladder cancer, Clin Cancer Res 13(24):7296-7304	
	48	Yuan, 1981, Structure and mechanism of multifunctional restriction endonucleases, Ann Rev Biochem 50:285–319	
	49	Zerbino, 2008, Velvet: Algorithms for de novo short read assembly using de Bruijn graphs, Genome Research 18 (5):821-829	
	50	Zhang, 2011, Is Mitochondrial tRNAphe Variant m.593T.Ca Synergistically Pathogenic Mutation in Chinese LHON Families with m.11778G.A? PLoS ONE 6(10):e26511, 8 pages	

If you wish to add additional non-patent literature document citation information please click the Add button Add

EXAMINER SIGNATURE

Examiner Signature		Date Considered	

*EXAMINER: Initial if reference considered, whether or not citation is in conformance with MPEP 609. Draw line through a citation if not in conformance and not considered. Include copy of this form with next communication to applicant.

[1] See Kind Codes of USPTO Patent Documents at www.USPTO.GOV or MPEP 901.04. [2] Enter office that issued the document, by the two-letter code (WIPO Standard ST.3). [3] For Japanese patent documents, the indication of the year of the reign of the Emperor must precede the serial number of the patent document. [4] Kind of document by the appropriate symbols as indicated on the document under WIPO Standard ST.16 if possible. [5] Applicant is to place a check mark here if English language translation is attached.

INFORMATION DISCLOSURE STATEMENT BY APPLICANT (Not for submission under 37 CFR 1.99)		
	Application Number	17339527
	Filing Date	2021-06-04
	First Named Inventor	Gregory Porreca
	Art Unit	N/A
	Examiner Name	Not Yet Assigned
	Attorney Docket Number	MLB-001/04US 34468/52

CERTIFICATION STATEMENT

Please see 37 CFR 1.97 and 1.98 to make the appropriate selection(s):

That each item of information contained in the information disclosure statement was first cited in any communication from a foreign patent office in a counterpart foreign application not more than three months prior to the filing of the information disclosure statement. See 37 CFR 1.97(e)(1).

OR

☐ That no item of information contained in the information disclosure statement was cited in a communication from a foreign patent office in a counterpart foreign application, and, to the knowledge of the person signing the certification after making reasonable inquiry, no item of information contained in the information disclosure statement was known to any individual designated in 37 CFR 1.56(c) more than three months prior to the filing of the information disclosure statement. See 37 CFR 1.97(e)(2).

See attached certification statement.

The fee set forth in 37 CFR 1.17 (p) has been submitted herewith.

☒ A certification statement is not submitted herewith.

SIGNATURE

A signature of the applicant or representative is required in accordance with CFR 1.33, 10.18. Please see CFR 1.4(d) for the form of the signature.

Signature	/Thomas C. Meyers/	Date (YYYY-MM-DD)	2021-09-02
Name/Print	Thomas C. Meyers	Registration Number	36,989

This collection of information is required by 37 CFR 1.97 and 1.98. The information is required to obtain or retain a benefit by the public which is to file (and by the USPTO to process) an application. Confidentiality is governed by 35 U.S.C. 122 and 37 CFR 1.14. This collection is estimated to take 1 hour to complete, including gathering, preparing and submitting the completed application form to the USPTO. Time will vary depending upon the individual case. Any comments on the amount of time you require to complete this form and/or suggestions for reducing this burden, should be sent to the Chief Information Officer, U.S. Patent and Trademark Office, U.S. Department of Commerce, P.O. Box 1450, Alexandria, VA 22313-1450. DO NOT SEND FEES OR COMPLETED FORMS TO THIS ADDRESS. **SEND TO: Commissioner for Patents, P.O. Box 1450, Alexandria, VA 22313-1450.**

Privacy Act Statement

The Privacy Act of 1974 (P.L. 93-579) requires that you be given certain information in connection with your submission of the attached form related to a patent application or patent. Accordingly, pursuant to the requirements of the Act, please be advised that: (1) the general authority for the collection of this information is 35 U.S.C. 2(b)(2); (2) furnishing of the information solicited is voluntary; and (3) the principal purpose for which the information is used by the U.S. Patent and Trademark Office is to process and/or examine your submission related to a patent application or patent. If you do not furnish the requested information, the U.S. Patent and Trademark Office may not be able to process and/or examine your submission, which may result in termination of proceedings or abandonment of the application or expiration of the patent.

The information provided by you in this form will be subject to the following routine uses:

1. The information on this form will be treated confidentially to the extent allowed under the Freedom of Information Act (5 U.S.C. 552) and the Privacy Act (5 U.S.C. 552a). Records from this system of records may be disclosed to the Department of Justice to determine whether the Freedom of Information Act requires disclosure of these record s.

2. A record from this system of records may be disclosed, as a routine use, in the course of presenting evidence to a court, magistrate, or administrative tribunal, including disclosures to opposing counsel in the course of settlement negotiations.

3. A record in this system of records may be disclosed, as a routine use, to a Member of Congress submitting a request involving an individual, to whom the record pertains, when the individual has requested assistance from the Member with respect to the subject matter of the record.

4. A record in this system of records may be disclosed, as a routine use, to a contractor of the Agency having need for the information in order to perform a contract. Recipients of information shall be required to comply with the requirements of the Privacy Act of 1974, as amended, pursuant to 5 U.S.C. 552a(m).

5. A record related to an International Application filed under the Patent Cooperation Treaty in this system of records may be disclosed, as a routine use, to the International Bureau of the World Intellectual Property Organization, pursuant to the Patent Cooperation Treaty.

6. A record in this system of records may be disclosed, as a routine use, to another federal agency for purposes of National Security review (35 U.S.C. 181) and for review pursuant to the Atomic Energy Act (42 U.S.C. 218(c)).

7. A record from this system of records may be disclosed, as a routine use, to the Administrator, General Services, or his/her designee, during an inspection of records conducted by GSA as part of that agency's responsibility to recommend improvements in records management practices and programs, under authority of 44 U.S.C. 2904 and 2906. Such disclosure shall be made in accordance with the GSA regulations governing inspection of records for this purpose, and any other relevant (i.e., GSA or Commerce) directive. Such disclosure shall not be used to make determinations about individuals.

8. A record from this system of records may be disclosed, as a routine use, to the public after either publication of the application pursuant to 35 U.S.C. 122(b) or issuance of a patent pursuant to 35 U.S.C. 151. Further, a record may be disclosed, subject to the limitations of 37 CFR 1.14, as a routine use, to the public if the record was filed in an application which became abandoned or in which the proceedings were terminated and which application is referenced by either a published application, an application open to public inspections or an issued patent.

9. A record from this system of records may be disclosed, as a routine use, to a Federal, State, or local law enforcement agency, if the USPTO becomes aware of a violation or potential violation of law or regulation.

PTO/SB/08a (02-18)
Approved for use through 11/30/2020. OMB 0651-0031
U.S. Patent and Trademark Office; U.S. DEPARTMENT OF COMMERCE
Under the Paperwork Reduction Act of 1995, no persons are required to respond to a collection of information unless it contains a valid OMB control number.

INFORMATION DISCLOSURE STATEMENT BY APPLICANT

(Not for submission under 37 CFR 1.99)

Application Number	17339527
Filing Date	2021-06-04
First Named Inventor	Gregory Porreca
Art Unit	N/A
Examiner Name	Not Yet Assigned
Attorney Docket Number	MLB-001/04US 34468/52

U.S.PATENTS Remove

Examiner Initial*	Cite No	Patent Number	Kind Code[1]	Issue Date	Name of Patentee or Applicant of cited Document	Pages,Columns,Lines where Relevant Passages or Relevant Figures Appear
	1					

If you wish to add additional U.S. Patent citation information please click the Add button. Add

U.S.PATENT APPLICATION PUBLICATIONS Remove

Examiner Initial*	Cite No	Publication Number	Kind Code[1]	Publication Date	Name of Patentee or Applicant of cited Document	Pages,Columns,Lines where Relevant Passages or Relevant Figures Appear
	1					

If you wish to add additional U.S. Published Application citation information please click the Add button. Add

FOREIGN PATENT DOCUMENTS Remove

Examiner Initial*	Cite No	Foreign Document Number[3]	Country Code[2] i	Kind Code[4]	Publication Date	Name of Patentee or Applicant of cited Document	Pages,Columns,Lines where Relevant Passages or Relevant Figures Appear	T[5]
	1							

If you wish to add additional Foreign Patent Document citation information please click the Add button Add

NON-PATENT LITERATURE DOCUMENTS Remove

Examiner Initials*	Cite No	Include name of the author (in CAPITAL LETTERS), title of the article (when appropriate), title of the item (book, magazine, journal, serial, symposium, catalog, etc), date, pages(s), volume-issue number(s), publisher, city and/or country where published.	T[5]

INFORMATION DISCLOSURE STATEMENT BY APPLICANT (Not for submission under 37 CFR 1.99)	Application Number	17339527
	Filing Date	2021-06-04
	First Named Inventor	Gregory Porreca
	Art Unit	N/A
	Examiner Name	Not Yet Assigned
	Attorney Docket Number	MLB-001/04US 34468/52

	1	Zhao, 2009, PGA4genomics for comparative genome assembly based on genetic algorithm optimization, Genomics 94 (4):284-6	
	2	Zheng, 2011, iAssembler: a package for de novo assembly of Roche-454/Sanger transcriptome sequences, BMC Bioinformatics 12:453	
	3	Zhou, 2014, Bias from removing read duplication in ultra-deep sequencing experiments, Bioinformatics 30 (8):1073-1080	
	4	Zhulidov, 2004, Simple cDNA normalization using kamchatka crab duplex-specific nuclease, Nucl Acids Res 32(3): e37, 8 pages	
	5	Zimmerman, 2010, A novel custom resequencing array for dilated cardiomyopathy, Gen Med 12(5):268-78	
	6	Zimran, 1990, A glucocerebrosidase fusion gene in Gaucher disease, J Clin Invest 85:219-222	
	7	Zuckerman, 1987, Efficient methods for attachment of thiol specific probes to the 3'-ends of synthetic oligodeoxyribonucleotides, Nucl Acid Res 15(13):5305-5321	

If you wish to add additional non-patent literature document citation information please click the Add button Add

EXAMINER SIGNATURE

Examiner Signature		Date Considered	

*EXAMINER: Initial if reference considered, whether or not citation is in conformance with MPEP 609. Draw line through a citation if not in conformance and not considered. Include copy of this form with next communication to applicant.

[1] See Kind Codes of USPTO Patent Documents at www.USPTO.GOV or MPEP 901.04. [2] Enter office that issued the document, by the two-letter code (WIPO Standard ST.3). [3] For Japanese patent documents, the indication of the year of the reign of the Emperor must precede the serial number of the patent document. [4] Kind of document by the appropriate symbols as indicated on the document under WIPO Standard ST.16 if possible. [5] Applicant is to place a check mark here if English language translation is attached.

INFORMATION DISCLOSURE STATEMENT BY APPLICANT (Not for submission under 37 CFR 1.99)	Application Number	17339527
	Filing Date	2021-06-04
	First Named Inventor	Gregory Porreca
	Art Unit	N/A
	Examiner Name	Not Yet Assigned
	Attorney Docket Number	MLB-001/04US 34468/52

CERTIFICATION STATEMENT

Please see 37 CFR 1.97 and 1.98 to make the appropriate selection(s):

That each item of information contained in the information disclosure statement was first cited in any communication from a foreign patent office in a counterpart foreign application not more than three months prior to the filing of the information disclosure statement. See 37 CFR 1.97(e)(1).

OR

☐ That no item of information contained in the information disclosure statement was cited in a communication from a foreign patent office in a counterpart foreign application, and, to the knowledge of the person signing the certification after making reasonable inquiry, no item of information contained in the information disclosure statement was known to any individual designated in 37 CFR 1.56(c) more than three months prior to the filing of the information disclosure statement. See 37 CFR 1.97(e)(2).

See attached certification statement.

The fee set forth in 37 CFR 1.17 (p) has been submitted herewith.

☒ A certification statement is not submitted herewith.

SIGNATURE

A signature of the applicant or representative is required in accordance with CFR 1.33, 10.18. Please see CFR 1.4(d) for the form of the signature.

Signature	/Thomas C. Meyers/	Date (YYYY-MM-DD)	2021-09-02
Name/Print	Thomas C. Meyers	Registration Number	36,989

This collection of information is required by 37 CFR 1.97 and 1.98. The information is required to obtain or retain a benefit by the public which is to file (and by the USPTO to process) an application. Confidentiality is governed by 35 U.S.C. 122 and 37 CFR 1.14. This collection is estimated to take 1 hour to complete, including gathering, preparing and submitting the completed application form to the USPTO. Time will vary depending upon the individual case. Any comments on the amount of time you require to complete this form and/or suggestions for reducing this burden, should be sent to the Chief Information Officer, U.S. Patent and Trademark Office, U.S. Department of Commerce, P.O. Box 1450, Alexandria, VA 22313-1450. DO NOT SEND FEES OR COMPLETED FORMS TO THIS ADDRESS. **SEND TO: Commissioner for Patents, P.O. Box 1450, Alexandria, VA 22313-1450.**

Privacy Act Statement

The Privacy Act of 1974 (P.L. 93-579) requires that you be given certain information in connection with your submission of the attached form related to a patent application or patent. Accordingly, pursuant to the requirements of the Act, please be advised that: (1) the general authority for the collection of this information is 35 U.S.C. 2(b)(2); (2) furnishing of the information solicited is voluntary; and (3) the principal purpose for which the information is used by the U.S. Patent and Trademark Office is to process and/or examine your submission related to a patent application or patent. If you do not furnish the requested information, the U.S. Patent and Trademark Office may not be able to process and/or examine your submission, which may result in termination of proceedings or abandonment of the application or expiration of the patent.

The information provided by you in this form will be subject to the following routine uses:

1. The information on this form will be treated confidentially to the extent allowed under the Freedom of Information Act (5 U.S.C. 552) and the Privacy Act (5 U.S.C. 552a). Records from this system of records may be disclosed to the Department of Justice to determine whether the Freedom of Information Act requires disclosure of these record s.

2. A record from this system of records may be disclosed, as a routine use, in the course of presenting evidence to a court, magistrate, or administrative tribunal, including disclosures to opposing counsel in the course of settlement negotiations.

3. A record in this system of records may be disclosed, as a routine use, to a Member of Congress submitting a request involving an individual, to whom the record pertains, when the individual has requested assistance from the Member with respect to the subject matter of the record.

4. A record in this system of records may be disclosed, as a routine use, to a contractor of the Agency having need for the information in order to perform a contract. Recipients of information shall be required to comply with the requirements of the Privacy Act of 1974, as amended, pursuant to 5 U.S.C. 552a(m).

5. A record related to an International Application filed under the Patent Cooperation Treaty in this system of records may be disclosed, as a routine use, to the International Bureau of the World Intellectual Property Organization, pursuant to the Patent Cooperation Treaty.

6. A record in this system of records may be disclosed, as a routine use, to another federal agency for purposes of National Security review (35 U.S.C. 181) and for review pursuant to the Atomic Energy Act (42 U.S.C. 218(c)).

7. A record from this system of records may be disclosed, as a routine use, to the Administrator, General Services, or his/her designee, during an inspection of records conducted by GSA as part of that agency's responsibility to recommend improvements in records management practices and programs, under authority of 44 U.S.C. 2904 and 2906. Such disclosure shall be made in accordance with the GSA regulations governing inspection of records for this purpose, and any other relevant (i.e., GSA or Commerce) directive. Such disclosure shall not be used to make determinations about individuals.

8. A record from this system of records may be disclosed, as a routine use, to the public after either publication of the application pursuant to 35 U.S.C. 122(b) or issuance of a patent pursuant to 35 U.S.C. 151. Further, a record may be disclosed, subject to the limitations of 37 CFR 1.14, as a routine use, to the public if the record was filed in an application which became abandoned or in which the proceedings were terminated and which application is referenced by either a published application, an application open to public inspections or an issued patent.

9. A record from this system of records may be disclosed, as a routine use, to a Federal, State, or local law enforcement agency, if the USPTO becomes aware of a violation or potential violation of law or regulation.

Electronic Acknowledgement Receipt

EFS ID:	43663632
Application Number:	17339527
International Application Number:	
Confirmation Number:	1852
Title of Invention:	METHODS FOR MAINTAINING THE INTEGRITY AND IDENTIFICATION OF A NUCLEIC ACID TEMPLATE IN A MULTIPLEX SEQUENCING REACTION
First Named Inventor/Applicant Name:	Gregory Porreca
Customer Number:	21710
Filer:	Thomas C. Meyers/Kelley Warren
Filer Authorized By:	Thomas C. Meyers
Attorney Docket Number:	MLB-001/04US 34468/52
Receipt Date:	02-SEP-2021
Filing Date:	04-JUN-2021
Time Stamp:	14:47:00
Application Type:	Utility under 35 USC 111(a)

Payment information:

Submitted with Payment	no

File Listing:

Document Number	Document Description	File Name	File Size(Bytes)/ Message Digest	Multi Part /.zip	Pages (if appl.)
1	Information Disclosure Statement (IDS) Form (SB08)	34468_52US_-_Information_Disclosure_Statement_Fillable_PDF_1_of_7.pdf	1046635 84c682865dc51572add918c1b802825cd9a5787a	no	40

Warnings:

Information:					
2	Information Disclosure Statement (IDS) Form (SB08)	34468_52US_-_Information_Disclosure_Statement_Fillable_PDF_2_of_7.pdf	1039780 8220c7d93ba5f8fa180377bd42ddd111379f08cd	no	14
Warnings:					
Information:					
3	Information Disclosure Statement (IDS) Form (SB08)	34468_52US_-_Information_Disclosure_Statement_Fillable_PDF_3_of_7.pdf	1037786 a641f9c45fdf21ffcc98c98478c6e0ca7f7d75cc	no	8
Warnings:					
Information:					
A U.S. Patent Number Citation or a U.S. Publication Number Citation is required in the Information Disclosure Statement (IDS) form for autoloading of data into USPTO systems. You may remove the form to add the required data in order to correct the Informational Message if you are citing U.S. References. If you chose not to include U.S. References, the image of the form will be processed and be made available within the Image File Wrapper (IFW) system. However, no data will be extracted from this form. Any additional data such as Foreign Patent Documents or Non Patent Literature will be manually reviewed and keyed into USPTO systems.					
4	Information Disclosure Statement (IDS) Form (SB08)	34468_52US_-_Information_Disclosure_Statement_Fillable_PDF_4_of_7.pdf	1037853 96ad9739200b89ba8626e1f9128eccf12230b07c	no	8
Warnings:					
Information:					
A U.S. Patent Number Citation or a U.S. Publication Number Citation is required in the Information Disclosure Statement (IDS) form for autoloading of data into USPTO systems. You may remove the form to add the required data in order to correct the Informational Message if you are citing U.S. References. If you chose not to include U.S. References, the image of the form will be processed and be made available within the Image File Wrapper (IFW) system. However, no data will be extracted from this form. Any additional data such as Foreign Patent Documents or Non Patent Literature will be manually reviewed and keyed into USPTO systems.					
5	Information Disclosure Statement (IDS) Form (SB08)	34468_52US_-_Information_Disclosure_Statement_Fillable_PDF_5_of_7.pdf	1038037 7ad04f06e27ac85cd70c46a17d2dc613b5e89dfa	no	8
Warnings:					
Information:					
A U.S. Patent Number Citation or a U.S. Publication Number Citation is required in the Information Disclosure Statement (IDS) form for autoloading of data into USPTO systems. You may remove the form to add the required data in order to correct the Informational Message if you are citing U.S. References. If you chose not to include U.S. References, the image of the form will be processed and be made available within the Image File Wrapper (IFW) system. However, no data will be extracted from this form. Any additional data such as Foreign Patent Documents or Non Patent Literature will be manually reviewed and keyed into USPTO systems.					
6	Information Disclosure Statement (IDS) Form (SB08)	34468_52US_-_Information_Disclosure_Statement_Fillable_PDF_6_of_7.pdf	1038369 8bc5ec563540d27ba4a283888ff46fbf4b37e3ba	no	8
Warnings:					
Information:					
A U.S. Patent Number Citation or a U.S. Publication Number Citation is required in the Information Disclosure Statement (IDS) form for autoloading of data into USPTO systems. You may remove the form to add the required data in order to correct the Informational Message if					

you are citing U.S. References. If you chose not to include U.S. References, the image of the form will be processed and be made available within the Image File Wrapper (IFW) system. However, no data will be extracted from this form. Any additional data such as Foreign Patent Documents or Non Patent Literature will be manually reviewed and keyed into USPTO systems.					
7	Information Disclosure Statement (IDS) Form (SB08)	34468_52US_-_Information_Disclosure_Statement_Fillable_PDF_7_of_7.pdf	1034779 7b74c4ed2459845b546c9c8e23706fb8a15bd1f4	no	4
Warnings:					
Information:					
A U.S. Patent Number Citation or a U.S. Publication Number Citation is required in the Information Disclosure Statement (IDS) form for autoloading of data into USPTO systems. You may remove the form to add the required data in order to correct the Informational Message if you are citing U.S. References. If you chose not to include U.S. References, the image of the form will be processed and be made available within the Image File Wrapper (IFW) system. However, no data will be extracted from this form. Any additional data such as Foreign Patent Documents or Non Patent Literature will be manually reviewed and keyed into USPTO systems.					
8	Foreign Reference	EP1321477A1.PDF	5676519 817f3decf0bf3e9a4f22f2438167498d5d7be04b	no	111
Warnings:					
Information:					
9	Foreign Reference	EP1564306A2.PDF	1642414 8f9b56d042faeafbaa80951684bea5baea3fa725	no	31
Warnings:					
Information:					
10	Foreign Reference	EP2437191A2.PDF	4560533 99339035e713e7f659276973ba3e48bb1ec8ea90	no	71
Warnings:					
Information:					
11	Foreign Reference	EP2425240A2.pdf	124249 ad5846efcc83791f3e8bdfe2aaebd81c96b69f01	no	2
Warnings:					
Information:					
12	Foreign Reference	EP2716766A1.pdf	2282683 1f8a94f2c8908b74ad768220bdb4777d1bc6bb5a	no	40
Warnings:					
Information:					

13	Foreign Reference	WO2000018957.pdf	4448929 fe4d7f96ab629f5770329057924 7da823191da76	no	104
Warnings:					
Information:					
14	Foreign Reference	WO2002093453.pdf	2305981 a9d6ae59637ec821793c9adc48c93bb957480b72	no	49
Warnings:					
Information:					
15	Foreign Reference	WO1996019586.pdf	1044274 a16821bf77614a932b76010347f497430cef03fa	no	27
Warnings:					
Information:					
16	Foreign Reference	WO2004018497.pdf	4640674 8cc191778df049047076aaa5ee4c6ad9554134a5	no	134
Warnings:					
Information:					
17	Foreign Reference	WO2004083819A2.pdf	1574928 a7e691af2fa371c6c43b14393d5c4cb7ac841a93	no	34
Warnings:					
Information:					
18	Foreign Reference	WO2005003304.pdf	8811059 a978816da74d7dc1d7bd3c8af0cd0b45d3e08e81	no	156
Warnings:					
Information:					
19	Foreign Reference	34468_5US_-_WO2006084132.pdf	18058308 f7ae56fa99a1e72567e1510c2e5f2e5258e351f7	no	246
Warnings:					
Information:					

20	Foreign Reference	WO2007010251.pdf	4137941 4270020ecb45e82b0f4e563ccb6242dde19c5272	no	99
Warnings:					
Information:					
21	Foreign Reference	34468_30US_-_WO2007061284A1.pdf	1193373 75b6280e3fad2a783631375d7abc1bfae9059ae8	no	76
Warnings:					
Information:					
22	Foreign Reference	WO2007107717.pdf	1917888 8667970a0f9f9be52f15c3794039cf0780e0ccda	no	43
Warnings:					
Information:					
23	Foreign Reference	WO2007123744.pdf	5483019 91232c26b44eafe0d997263557fc62accf19c49b	no	135
Warnings:					
Information:					
24	Foreign Reference	WO2007135368.pdf	3626033 21c65fe3d79f420650951d07e1800e3a265c6a24	no	102
Warnings:					
Information:					
25	Foreign Reference	WO2008067551A2.pdf	10158485 ebd1e895348efa410459ff28d008e52852ae9bd5	no	184
Warnings:					
Information:					
26	Foreign Reference	WO2009036525.pdf	1724273 5c5b06018ea2f5d3aa8c32c69256f6624ecf74fa	no	32
Warnings:					
Information:					

27	Foreign Reference	WO2009076238A2.pdf	7309289 c0d467ed61a8fed05e019f0346b32b47836c1e00	no	109
Warnings:					
Information:					
28	Foreign Reference	WO2010024894.pdf	1608570 4c09301bd7af977ac8782266c9188b7433074627	no	42
Warnings:					
Information:					
29	Foreign Reference	WO2010115154A1.pdf	8459556 06b64f200fd928c4f124042e17dc72db56e057c6	no	152
Warnings:					
Information:					
30	Foreign Reference	WO2010126614.pdf	5196725 e85748b22222448b7226ac9d64fee035d303cc25	no	116
Warnings:					
Information:					
31	Foreign Reference	WO201106020A1.PDF	2781047 53ed4cea923b1b39666e1c4d6191e1c31540a6ed	no	57
Warnings:					
Information:					
32	Foreign Reference	WO2011102998A2.pdf	3112736 119ea0f4f92d1ed59cd283dfcf9e3ac88f7b795c	no	67
Warnings:					
Information:					
33	Foreign Reference	WO2011155833A2.pdf	2122425 24f2f28f4ebb1e034d35c9707be99d12997f10f9	no	48
Warnings:					
Information:					

34	Foreign Reference	WO2011066476A1.pdf	5302814 286fa76cdf2faf9bc9484b68be087b8ea451f1d8	no	77
Warnings:					
Information:					
35	Foreign Reference	WO2011067378A1.pdf	1915901 60c3eb2dd2e67ad5b7b27d785d2de9266ff89578	no	36
Warnings:					
Information:					
36	Foreign Reference	WO2012006291A2.pdf	1801605 d9d91297375e76795ecabe2d10bf42e7bdcbe9f5	no	41
Warnings:					
Information:					
37	Foreign Reference	WO2012040387.pdf	6731930 3aa20f1503de814cd677ea08df6770114e9e7d28	no	57
Warnings:					
Information:					
38	Foreign Reference	WO2012051208.pdf	3296920 69c62e39de5e4ab46550f0ace40e9a19300e8638	no	69
Warnings:					
Information:					
39	Foreign Reference	WO2012087736.pdf	1947707 d5cb06997318b172358798fe35f07f83107b7e22	no	39
Warnings:					
Information:					
40	Foreign Reference	WO2012109500.pdf	10622992 674286d6435580d3f1839361c2183a55595711ef	no	157
Warnings:					
Information:					

41	Foreign Reference	WO2012134884.pdf	1890215 4f7d306f449a79886e176ba7e957437e34e39d70	no	38
Warnings:					
Information:					
42	Foreign Reference	WO2012149171A1.pdf	5775437 2cbf71f30fd84e03c1d4459aaeb7248002f8d344	no	103
Warnings:					
Information:					
43	Foreign Reference	WO2012170725A2.PDF	2307724 6d722b9288029278f0ff219785760737992aed8c	no	44
Warnings:					
Information:					
44	Foreign Reference	WO2013058907.pdf	1304899 5d97e52de554a9d1525f4013cbfabd11356cb8b0	no	27
Warnings:					
Information:					
45	Foreign Reference	WO2013148496A1.pdf	1675155 14dbd848e2c4fa9d5ad2eed9b5a67057dfff25cb	no	36
Warnings:					
Information:					
46	Foreign Reference	WO2013177086A1.pdf	13607775 97f81fdaf1a42ebfcfcda5c6db1e6ea9e61f1014	no	262
Warnings:					
Information:					
47	Foreign Reference	WO2013191775A2.pdf	6434915 c259c1ed75328c02bf8d1c8bf394084fe7297ce3	no	106
Warnings:					
Information:					

48	Foreign Reference	34468_8US_-_WO2014052909-A2.pdf	6291701 7f6cf75753aa374af78166e095b73f0ad0ef7f64	no	114
Warnings:					
Information:					
49	Foreign Reference	WO2014074246A1.pdf	4504744 3375f3c445037f3ff62bc6aa2aca0c442de66d33	no	74
Warnings:					
Information:					
50	Foreign Reference	WO2015119941.pdf	1846019 88abcccb79587158803fd6caf82993e91e233942	no	36
Warnings:					
Information:					
51	Foreign Reference	WO1995011995.pdf	9610809 4fc74ad5c451fc7a1f2da497f6160465d713340a	no	223
Warnings:					
Information:					
52	Foreign Reference	WO1998014275.pdf	1382425 54ed640163171c240d538335597b8a4b653449dc	no	27
Warnings:					
Information:					
53	Foreign Reference	WO1998044151.pdf	4042909 aa4fcc7842419e0a480b6be8de7032ba821a9b35	no	109
Warnings:					
Information:					
54	Non Patent Literature	34468_10US_-_Abravaya-1995.pdf	828901 21f96e72fc479cf053530bab555d54e0a7a5ece4	no	8
Warnings:					
Information:					

55	Non Patent Literature	Adey.pdf	3838754 7ea8bd8b8e62349ca0d11c89c0fc549889c6ae05	no	17
Warnings:					
Information:					
56	Non Patent Literature	DoreBiophysJ1969.pdf	3607483 f2edcc8fc404ba8a912b60d5fdce25c7fcc16a46	no	31
Warnings:					
Information:					
57	Non Patent Literature	Agrawal-1990-Tetrahedronletters_11.pdf	505012 53582280f0e206336364748c66759db511acf486	no	4
Warnings:					
Information:					
58	Non Patent Literature	34468_8US_-_Akhras-2007-PLoSOne.PDF	212811 290afe15df59bce64f053e8d4059d06bb72159c8	no	6
Warnings:					
Information:					
59	Non Patent Literature	34468_8US_-_Akhras-2007-PLoSOne_1.pdf	1353439 b5156886ee5a90c443243e87020e5e2c324e5d15	no	11
Warnings:					
Information:					
60	Non Patent Literature	Alazard-2002-AnalBiochem.pdf	3673786 9de6d00a075a538893c57eea8cbaaf35beee5177	no	8
Warnings:					
Information:					
			Total Files Size (in bytes):	227589932	

This Acknowledgement Receipt evidences receipt on the noted date by the USPTO of the indicated documents, characterized by the applicant, and including page counts, where applicable. It serves as evidence of receipt similar to a Post Card, as described in MPEP 503.

New Applications Under 35 U.S.C. 111
If a new application is being filed and the application includes the necessary components for a filing date (see 37 CFR 1.53(b)-(d) and MPEP 506), a Filing Receipt (37 CFR 1.54) will be issued in due course and the date shown on this Acknowledgement Receipt will establish the filing date of the application.
National Stage of an International Application under 35 U.S.C. 371
If a timely submission to enter the national stage of an international application is compliant with the conditions of 35 U.S.C. 371 and other applicable requirements a Form PCT/DO/EO/903 indicating acceptance of the application as a national stage submission under 35 U.S.C. 371 will be issued in addition to the Filing Receipt, in due course.
New International Application Filed with the USPTO as a Receiving Office
If a new international application is being filed and the international application includes the necessary components for an international filing date (see PCT Article 11 and MPEP 1810), a Notification of the International Application Number and of the International Filing Date (Form PCT/RO/105) will be issued in due course, subject to prescriptions concerning national security, and the date shown on this Acknowledgement Receipt will establish the international filing date of the application.

Electronic Acknowledgement Receipt

EFS ID:	43663789
Application Number:	17339527
International Application Number:	
Confirmation Number:	1852
Title of Invention:	METHODS FOR MAINTAINING THE INTEGRITY AND IDENTIFICATION OF A NUCLEIC ACID TEMPLATE IN A MULTIPLEX SEQUENCING REACTION
First Named Inventor/Applicant Name:	Gregory Porreca
Customer Number:	21710
Filer:	Thomas C. Meyers/Kelley Warren
Filer Authorized By:	Thomas C. Meyers
Attorney Docket Number:	MLB-001/04US 34468/52
Receipt Date:	02-SEP-2021
Filing Date:	04-JUN-2021
Time Stamp:	14:48:36
Application Type:	Utility under 35 USC 111(a)

Payment information:

Submitted with Payment	no

File Listing:

Document Number	Document Description	File Name	File Size(Bytes)/ Message Digest	Multi Part /.zip	Pages (if appl.)
1	Non Patent Literature	Alazard2005CPNAC.pdf	413930 ae947d0e0d36acdbbc5f975edf65b4515688b0e6	no	7

Warnings:

Information:					
2	Non Patent Literature	Albert-2007-NatMeth.pdf	477885 57c033eaaea1f211e0b453bdbad14afb4366facc	no	3
Warnings:					
Information:					
3	Non Patent Literature	Aljanabi-1997-NuclAcids_Res.pdf	194101 20c570f8316698e42cb06c8285bb66d4fa6ec8b5	no	2
Warnings:					
Information:					
4	Non Patent Literature	Antonarakis-1998-HumMut.pdf	71867 f0ff912c9f0a842efabe9efae496c934616fa5e8	no	3
Warnings:					
Information:					
5	Non Patent Literature	Archer-2014-BMCGenomics.pdf	691341 b3ba450bc9e88059438ed585d4b0930c020fef02	no	9
Warnings:					
Information:					
6	Non Patent Literature	BallNatureBiotech_2009.pdf	1239845 c5f492ce9fa2b271500bc8af88cc5acc1f08d484	no	9
Warnings:					
Information:					
7	Non Patent Literature	Balzer-2013-Bioinformatics.pdf	495201 26bbd2d8412bb6f8216f1d8bd14d1512dc21bbf5	no	7
Warnings:					
Information:					
8	Non Patent Literature	Barany-PNAS-1991.pdf	4636767 2d77043dc4553b3b11fd1e4795822641180cc704	no	5
Warnings:					
Information:					

9	Non Patent Literature	Barany-1991-GenomeResearch.pdf	1141226 e38b12d220260b404c72293c0b114675363a7156	no	13
Warnings:					
Information:					
10	Non Patent Literature	BauAnalyBioanalyChem2009.pdf	136176 195aad22e9358a846e32382347e4a91ebe397146	no	5
Warnings:					
Information:					
11	Non Patent Literature	Beer-1962-PNAS.pdf	3253510 ba32692afafe04ebd98a0afcd49fb0bb79ce0739	no	8
Warnings:					
Information:					
12	Non Patent Literature	Bell-2011-SciTransMed.pdf	4318920 f24b1a3312aa9b6cea6a2e03eef762de55804711	no	15
Warnings:					
Information:					
13	Non Patent Literature	Benner_TrendsinGenetics_2001.pdf	530901 3557d643d22f6d8724bf107825e29d22f0d29986	no	5
Warnings:					
Information:					
14	Non Patent Literature	Bentzley-1996-AnalChem.pdf	518831 6710eb26e7b9a409b408e485f0e8cde77b0fc677	no	6
Warnings:					
Information:					
15	Non Patent Literature	Bentzley-1998-AnalBiochem.pdf	416056 b9f83f8b37db0e74cf30c1a23726eb4e6f5ced50	no	7
Warnings:					
Information:					

16	Non Patent Literature	34468_9US_-_Bhangale-2006-NatGenet.pdf	791203 9e59f3ce91d60781b528ef8b6e024e5b900262bf	no	6
Warnings:					
Information:					
17	Non Patent Literature	BickleMicrobiologicalReviews1993.pdf	4010026 929e219cd725021c5b9208581814625102 6b4f36	no	17
Warnings:					
Information:					
18	Non Patent Literature	34468_8US_-_Blasczyk-1996.pdf	694440 7ad8973989ba99990aa3fd532c494b040ed5b718	no	9
Warnings:					
Information:					
19	Non Patent Literature	Bonfield-2013-PLoSOne.pdf	1295556 4b0360604406c103da9f3205fd6a731c17460266	no	10
Warnings:					
Information:					
20	Non Patent Literature	Bose-2012-JBiosci.pdf	134095 4570082731e37e17cd0ea225beb7f7aedd14a4dc	no	5
Warnings:					
Information:					
21	Non Patent Literature	Boyden-2013-ASHGmtg.pdf	151171 24024cac7294653c1e47abfc283680bf10df5ce8	no	2
Warnings:					
Information:					
22	Non Patent Literature	Boyer-1971-AnRevMicrob.pdf	7626024 d2a308f61189756615a94a9b75b204c83efb1b8d	no	24
Warnings:					
Information:					

23	Non Patent Literature	BraaschChemBio-2001.pdf	999819 76db7f6b5c9256f6f527bfb0d09a79a321d5e6b3	no	7
Warnings:					
Information:					
24	Non Patent Literature	Braslavsky-PNAS-2003.pdf	561140 daa7e0b86e6bdab9313307e4fd848a7bae54e7d6	no	5
Warnings:					
Information:					
25	Non Patent Literature	Brinkman.pdf	1202568 90a57fba60a0ae15c8abec3cb65f1f9b8dfbbad6	no	11
Warnings:					
Information:					
26	Non Patent Literature	34468_8US_-_Brison-1982-MolCellBiol.pdf	2851425 1eb494d92577cd8d92fcb77f0f21a4ffd2f0cb86	no	10
Warnings:					
Information:					
27	Non Patent Literature	BrownMethodsEnzym1979.pdf	3881622 9df4e575a38b37dfdf14c06d4fcb4bed60542cba	no	43
Warnings:					
Information:					
28	Non Patent Literature	Browne-2002-JACS.pdf	1434046 71c08df1bf8258b9308fc354b14b9777412a8e7f	no	13
Warnings:					
Information:					
29	Non Patent Literature	Brownstein-2014-GenomeBiol.pdf	1004460 2df719ef3e2df52b6f4dd8c46605c9254b51747d	no	18
Warnings:					
Information:					

30	Non Patent Literature	BunyanBritishJournalofCancer2004.pdf	108147 21bc3c6d82133f90f84196e9c57de2583b0596d4	no	5
Warnings:					
Information:					
31	Non Patent Literature	BurrowWheelerTechnicalReport121994.PDF	123379 79b264e396151903193 4ea1104c4bb2caa865c6e	no	24
Warnings:					
Information:					
32	Non Patent Literature	Carpenter-2013-AmJHumGenet.pdf	1449677 307d4a69125fb4eb5b2ee8843eb8d4f5cb4bab88	no	13
Warnings:					
Information:					
33	Non Patent Literature	28593_370US_-_4Caruthers1985.pdf	30771 b2c80068125a21adbde95dddc5f52e2decf99f31	no	4
Warnings:					
Information:					
34	Non Patent Literature	Castellani-2008-JCystFib.pdf	9513259 30a3eff55d138ded4a8b468068c400d83cc195a5	no	18
Warnings:					
Information:					
35	Non Patent Literature	Challis-2012-BMC.pdf	2746002 c41f5ec6129009d4ffebdf203f905cedbcea9c64	no	12
Warnings:					
Information:					
36	Non Patent Literature	Chan-2010-NuclAcidsRes.pdf	8885002 c0002b09f30ccb59f2bb9ffd8b374bf939207cb2	no	18
Warnings:					
Information:					

37	Non Patent Literature	Chen-2010-Genetics.pdf	1906842 526a17e50a4e05323a65d2aecf95b75b73cd75fc	no	10
Warnings:					
Information:					
38	Non Patent Literature	Chennagiri-2013-ASHGmtg.pdf	156838 5f25b7a42361a22f3197ffe8c3744c47c38d9f22	no	2
Warnings:					
Information:					
39	Non Patent Literature	Chevreux-1999-ProcGCB.pdf	665185 ebb573b3007f33a9a5878d9dc2c6302487236d7f	no	13
Warnings:					
Information:					
40	Non Patent Literature	ChirgwinBiochemistry1979.pdf	3001249 0c05fe2f8d8bcb119d5073e5e917ec844c334a0e	no	6
Warnings:					
Information:					
41	Non Patent Literature	choejkoreanmedsci2010.pdf	2331786 63e1ca297d9990d7831a893fc10447a15db2b2b9	no	3
Warnings:					
Information:					
42	Non Patent Literature	34468_24US_-_Chou-2010.pdf	1171199 4f64c947273c4ef18280e95b24ecf497eb33e5c5	no	11
Warnings:					
Information:					
43	Non Patent Literature	CiottiJMolDiag2004.pdf	289994 488108dfd11b71fc2e89564ee3bbff710cea5c5d	no	5
Warnings:					
Information:					

44	Non Patent Literature	Cock-2010-NucAcRes.pdf	198289 c3aa9cadf34cb361b5617766f3bc73b2706cdedb	no	5
Warnings:					
Information:					
45	Non Patent Literature	Collins-2004-Nature.pdf	847330 bd890e0c0643a1b90391ccde6621621f5c45ffc4	no	15
Warnings:					
Information:					
46	Non Patent Literature	Cremer.pdf	750689 e2e281b9585013ddad754d535ade9652348c473e	no	8
Warnings:					
Information:					
47	Non Patent Literature	Cronin.pdf	1307789 0c3a11eb3009387f660adac8f5107aa876373b45	no	12
Warnings:					
Information:					
48	Non Patent Literature	DahlNucleicAcidsRes2005.pdf	363192 bec8273afa49a2ee4c8dae49e930db860a18296a	no	7
Warnings:					
Information:					
49	Non Patent Literature	34468_8US_-_Daly-2007.pdf	1119013 265caa599b0ab0e1fb421e67326f3a63eb1decf9	no	10
Warnings:					
Information:					
50	Non Patent Literature	Danecek-2011-Bionformatics.pdf	273118 a894d61ce58f1cdf793353345dcb93c2b9f9a647	no	3
Warnings:					
Information:					

51	Non Patent Literature	delaBastide-2007-CurrProtocinBioinform.pdf	1148953 bd434a8ba82927db3c7730d813e976e2338c5adf	no	15
Warnings:					
Information:					
52	Non Patent Literature	Delcher1999NuclAcidsRes.pdf	995649 1df87ff5e7a586f96aae49410885fb091bf918f5	no	8
Warnings:					
Information:					
53	Non Patent Literature	denDunnen-2003-CPHG.pdf	137246 295e910312faf51c9257ecae396dbc33b9f60778	no	8
Warnings:					
Information:					
54	Non Patent Literature	34468_8US_-_Deng-2009-NatBiotech.pdf	1609322 a41d333fb7d3c3a6988a0955442dd35b9d932431	no	16
Warnings:					
Information:					
55	Non Patent Literature	Deng-2012-NB.PDF	887689 ddf1bd81f62283cec7994909f52a9b43ed8a6737	no	12
Warnings:					
Information:					
56	Non Patent Literature	Deorowicz-2013-AlgforMoleBio.pdf	1154597 3acac44fbad73f90ee5d17e3e87bccf480c56a16	no	13
Warnings:					
Information:					
57	Non Patent Literature	Diep-2012-NM.pdf	3494246 8a1b2ab1fbf1ffbcbe4e754d6fba7241ed841587	no	29
Warnings:					
Information:					

58	Non Patent Literature	DiGuistini-2009-GenomeBiology.pdf	1135197 4e31a2d1c357fdfeca2dfbff74e4fb2de39725e4	no	12
Warnings:					
Information:					
59	Non Patent Literature	Dolinsek-2013-ApplEnvMicrob.pdf	1740165 48b1a346af861a253ef1c9d76afc0b93e3c1fc76	no	11
Warnings:					
Information:					
60	Non Patent Literature	34468_8US_-_Craig-1997-HumGent.pdf	78576 6e3a92a9e07ec0a97385641deded3d67c15579c8	no	1
Warnings:					
Information:					
		Total Files Size (in bytes):	94794542		

This Acknowledgement Receipt evidences receipt on the noted date by the USPTO of the indicated documents, characterized by the applicant, and including page counts, where applicable. It serves as evidence of receipt similar to a Post Card, as described in MPEP 503.

<u>New Applications Under 35 U.S.C. 111</u>
If a new application is being filed and the application includes the necessary components for a filing date (see 37 CFR 1.53(b)-(d) and MPEP 506), a Filing Receipt (37 CFR 1.54) will be issued in due course and the date shown on this Acknowledgement Receipt will establish the filing date of the application.
<u>National Stage of an International Application under 35 U.S.C. 371</u>
If a timely submission to enter the national stage of an international application is compliant with the conditions of 35 U.S.C. 371 and other applicable requirements a Form PCT/DO/EO/903 indicating acceptance of the application as a national stage submission under 35 U.S.C. 371 will be issued in addition to the Filing Receipt, in due course.
<u>New International Application Filed with the USPTO as a Receiving Office</u>
If a new international application is being filed and the international application includes the necessary components for an international filing date (see PCT Article 11 and MPEP 1810), a Notification of the International Application Number and of the International Filing Date (Form PCT/RO/105) will be issued in due course, subject to prescriptions concerning national security, and the date shown on this Acknowledgement Receipt will establish the international filing date of the application.

Electronic Acknowledgement Receipt

EFS ID:	43663929
Application Number:	17339527
International Application Number:	
Confirmation Number:	1852
Title of Invention:	METHODS FOR MAINTAINING THE INTEGRITY AND IDENTIFICATION OF A NUCLEIC ACID TEMPLATE IN A MULTIPLEX SEQUENCING REACTION
First Named Inventor/Applicant Name:	Gregory Porreca
Customer Number:	21710
Filer:	Thomas C. Meyers/Kelley Warren
Filer Authorized By:	Thomas C. Meyers
Attorney Docket Number:	MLB-001/04US 34468/52
Receipt Date:	02-SEP-2021
Filing Date:	04-JUN-2021
Time Stamp:	14:49:39
Application Type:	Utility under 35 USC 111(a)

Payment information:

Submitted with Payment	no

File Listing:

Document Number	Document Description	File Name	File Size(Bytes)/ Message Digest	Multi Part /.zip	Pages (if appl.)
1	Non Patent Literature	DongMethodsMolBio2011.pdf	904922 35353e12b241a9cfa6147737d2cb9a35329e0a15	no	15

Warnings:

Information:					
2	Non Patent Literature	34468_24US_-_Dou-2012.pdf	902387 3f0d643a2a1a9d55c3585ffcf801872e6b70ff5b	no	10
Warnings:					
Information:					
3	Non Patent Literature	Drmanac-1992-Electrophoresis.pdf	1961396 493303c9047c0bdf0c60a8568e81abe40f6ca92b	no	8
Warnings:					
Information:					
4	Non Patent Literature	Dudley-2009-PLoSCompBiol.pdf	844622 a2e0c32c10e8bc34f114bf8a9fab1f2f07237c75	no	7
Warnings:					
Information:					
5	Non Patent Literature	Ericsson-2008-NucleicAcidsResearch.pdf	889088 83a7868917f38486f080788dc6d345add5741199	no	9
Warnings:					
Information:					
6	Non Patent Literature	FaresPrenatalDiagnosis2008.pdf	714972 841fcb94005eda80d448e1abffcb59d212a7a268	no	6
Warnings:					
Information:					
7	Non Patent Literature	Faulstich-1997-AnalChem.pdf	457839 7dab123b6881fc7f1cd6b23be101e7da2fbee4f0	no	5
Warnings:					
Information:					
8	Non Patent Literature	Faust-2014-Bionformatics-Online.pdf	212504 e72b0c825df9d07ab9a8104a0e4d8abb5d03457b	no	2
Warnings:					
Information:					

9	Non Patent Literature	Fitch-1970-SystBiol.pdf	4058315 80eee3402eee64bac924a270c962defdbbb601fc	no	15
Warnings:					
Information:					
10	Non Patent Literature	34468_8US_-_Flaschker-2007.pdf	687873 90f5c8ab40242aa9aaa78c463283fb21723f87cc	no	7
Warnings:					
Information:					
11	Non Patent Literature	Frey-2006-StatHacks.pdf	850589 c3b76c169810a3ac78ff7a13aee12d249cde397a	no	9
Warnings:					
Information:					
12	Non Patent Literature	FriedensonMedGenMed2005.pdf	1637157 0e9b75bf6a7f3d65aef359db8477e1eaeeda37e1	no	28
Warnings:					
Information:					
13	Non Patent Literature	34468_24US_-_Fu-2010.pdf	1002219 556f8ffda09ce48c0f7590dcb658476c78c338a5	no	12
Warnings:					
Information:					
14	Non Patent Literature	Furtado-2011-BMCMedGen.pdf	1227309 398ce8c139ddbde7992e6a38bec1bfeefb37c9f4	no	7
Warnings:					
Information:					
15	Non Patent Literature	Garber-2008-NatBiotech.pdf	162718 55720bc5156d04e7a48b5fe110b27c0b90d1f2bc	no	4
Warnings:					
Information:					

16	Non Patent Literature	GemayelAnnRevGen2010.pdf	5396197 4cf2b1ba6573bc01b72af7284c126600f416484f	no	36
Warnings:					
Information:					
17	Non Patent Literature	Giusti-1993-PCRMethodsApp.pdf	1017555 0603aed0c809f46869dfd3676125af48544f85f5	no	6
Warnings:					
Information:					
18	Non Patent Literature	Glover-1995-RCMS.pdf	1217547 533f03a47d226d46a1679d87021729b72afc53d2	no	5
Warnings:					
Information:					
19	Non Patent Literature	GnirkeNatureBiotech2009.pdf	842579 bebeb548d00724087bb89d9b5a8bcead65faf0b3	no	8
Warnings:					
Information:					
20	Non Patent Literature	Goto-1994-Kyushu.pdf	2500624 ad90cce8e72fc072adc653db9a669e78dd19077e	no	106
Warnings:					
Information:					
21	Non Patent Literature	Goto-2010-Bioinform_.pdf	261554 9cfce92738b0b8d483d3f2051346d6aab78a2150	no	3
Warnings:					
Information:					
22	Non Patent Literature	Green-2005-ApplEnvMicrob.pdf	154858 71470bdaf310c4356d14a3014baa1185e276ebcf	no	7
Warnings:					
Information:					

23	Non Patent Literature	Guerrero-Fernandez-2013-Granada.pdf	406234 16b9f3afa920527b86036e6ce34af8bc21e04cea	no	8
Warnings:					
Information:					
24	Non Patent Literature	Gupta-1991-NuclAcRec.pdf	787127 76780da2dee86b1559270755076b5eff985c2981	no	7
Warnings:					
Information:					
25	Non Patent Literature	Gustincich-Biotechniques-1991.pdf	1830923 8c5c119be0616a6c03f74095dd8191ab6837b04d	no	4
Warnings:					
Information:					
26	Non Patent Literature	Gut-1995-NuclAcidsRes.pdf	1273211 e84996a71d7bedf9410d05d9ec0da9ad0254e687	no	7
Warnings:					
Information:					
27	Non Patent Literature	Hallam-2014-JMolDiag.pdf	15010588 21e01da7c74d48247762c05bb52bef29b797324b	no	10
Warnings:					
Information:					
28	Non Patent Literature	Hammond-1996-AnalBioch.pdf	251476 0134c146eda264cab5101f6f69e6909b1cf99113	no	3
Warnings:					
Information:					
29	Non Patent Literature	HardenbolNatureBiotechnology2003.pdf	665563 e4403e5a69e525b05895f2e1c0ff902ada62b268	no	7
Warnings:					
Information:					

30	Non Patent Literature	Hardenbol-2005-GenomeRes.pdf	278386 91cb79b7245ad59c42013636041d3502904c088c	no	7
Warnings:					
Information:					
31	Non Patent Literature	HarrisJournalofPhysicalChemistry2006.pdf	411358 17bf4660435868057907e4826ffe2d099f2dffea	no	4
Warnings:					
Information:					
32	Non Patent Literature	Harris-2008-Science.pdf	317192 9b15e0956c3e85a57bbafb3bf2c176b70501e367	no	5
Warnings:					
Information:					
33	Non Patent Literature	HarrisScience2008.pdf	491853 b92252356a84758d8f8755c4d86815dcf9ecd38f	no	4
Warnings:					
Information:					
34	Non Patent Literature	Heger.pdf	1001132 5345a6790093cd2a0c54b2bae1a6bb92a4d4f8fe	no	11
Warnings:					
Information:					
35	Non Patent Literature	Heid.pdf	1374128 2e5486fe66562feda6b00fe75cb401db6a67987f	no	10
Warnings:					
Information:					
36	Non Patent Literature	Hiatt-2013-GenRes.pdf	794482 bb2aa5b6f08d9260e0581e289a51b45b2305a11c	no	12
Warnings:					
Information:					

37	Non Patent Literature	HodgesNatureGenetics2007.pdf	688387 a90b2982315f44e5a6cfb2e705afdd79de575ce5	no	6
Warnings:					
Information:					
38	Non Patent Literature	Holland-2008-Bioinform.pdf	67391 f4334c1b5508734dcf6f4c56be522264a26ee8db	no	2
Warnings:					
Information:					
39	Non Patent Literature	Homer-2008-PLoSOne.pdf	1991422 17b50695884491f0d29c6e15bfaf92bcb23e13ebf	no	9
Warnings:					
Information:					
40	Non Patent Literature	34468_8US_-_Gupta-2014-JCI.pdf	623656 71e97a88d495f58e735a3784fcdf69a2468bb034	no	9
Warnings:					
Information:					
41	Non Patent Literature	Homer-2009-PLoSONE.pdf	1212542 8b115546f0a96a4f1c7d0a7a466ad04463495389	no	12
Warnings:					
Information:					
42	Non Patent Literature	Housley-2009-AnnHumGenet.pdf	239036 67071bc91d4579038b7d7f3b411078b3a52f240f	no	9
Warnings:					
Information:					
43	Non Patent Literature	HuangWorldJGastroenterol2008.pdf	483828 27a1de681b818030902d7ff44703f93f766b1ab8	no	8
Warnings:					
Information:					

44	Non Patent Literature	Husemann2009.pdf	947842 05b0a1795b1b216550c61de80de9efa03014ca02	no	12
Warnings:					
Information:					
45	Non Patent Literature	Illumina-2010-TechNote.pdf	488987 eecef4e519372525da451174e7c50136312546bb	no	8
Warnings:					
Information:					
46	Non Patent Literature	InternationalHumanGenomeSequencing.pdf	3765420 1182ec2bdc2515c1af73275ed19cb09387925e44	no	15
Warnings:					
Information:					
47	Non Patent Literature	Iqbal-2012-NatureGenetics.pdf	1535145 2c70e694000c8c4c51af68b450620b248c79d12c	no	8
Warnings:					
Information:					
48	Non Patent Literature	Isosomppi-2009-MolVis.pdf	2814941 d2e712b0065e61a8fb0a085aa3875d0572ff2807	no	13
Warnings:					
Information:					
49	Non Patent Literature	JaijoInvestOphtham2010.pdf	1767653 b7268e89aca5aea064fa645615e5ca3fe308ef3f	no	7
Warnings:					
Information:					
50	Non Patent Literature	Jensen-2001-GenomeBiol.pdf	75354 34d5a2464b6798adfdfc54fb4196cab8643cc519	no	3
Warnings:					
Information:					

51	Non Patent Literature	JonesScience2008.pdf	754439 489e1415151c12481273b606572b013b17d3c8c3	no	6
Warnings:					
Information:					
52	Non Patent Literature	29168_244US_-_Kambara-1988-BioTechnol_11.pdf	621210 2cf3332011ffb01f16b98f26009ec98f8564df35	no	6
Warnings:					
Information:					
53	Non Patent Literature	Kennedy-2013-ASHGmtg.pdf	144805 68b3e8e0a071207ea92fa1e57e9ac0acfc670355	no	2
Warnings:					
Information:					
54	Non Patent Literature	Kent-2002-Genome-Research.pdf	837178 162e1dd68dd4537cf4699c1b14e6706ad8d26e0a	no	9
Warnings:					
Information:					
55	Non Patent Literature	Kerem.pdf	931536 efb6ea83c278304e54fdc9fce448e1317d5ff97f	no	8
Warnings:					
Information:					
56	Non Patent Literature	Kinde.PDF	432607 b49cbd00d0b1f73c1711d003db146103fbf93071	no	8
Warnings:					
Information:					
57	Non Patent Literature	KircherBioessays2010.pdf	1216801 bd95d8dd432d728f181ba063b72c919c7126b4fa	no	13
Warnings:					
Information:					

58	Non Patent Literature	Kirpekar-1994-NuclAcidsRes.pdf	1200411 873c54e5d898a93ce262673be33f9a96ba59c3d0	no	5
Warnings:					
Information:					
59	Non Patent Literature	Klein-2011-PLoSOne.pdf	404237 68a83a0d047c1bdb5364fdfb8cf05d9d6c285094	no	10
Warnings:					
Information:					
60	Non Patent Literature	Kneen-1998-BiophysJ.pdf	366453 8a1bf7936301e730dd2b2135079ccef48734dc8b	no	9
Warnings:					
Information:					
		Total Files Size (in bytes):	76409758		

This Acknowledgement Receipt evidences receipt on the noted date by the USPTO of the indicated documents, characterized by the applicant, and including page counts, where applicable. It serves as evidence of receipt similar to a Post Card, as described in MPEP 503.

<u>New Applications Under 35 U.S.C. 111</u>
If a new application is being filed and the application includes the necessary components for a filing date (see 37 CFR 1.53(b)-(d) and MPEP 506), a Filing Receipt (37 CFR 1.54) will be issued in due course and the date shown on this Acknowledgement Receipt will establish the filing date of the application.
<u>National Stage of an International Application under 35 U.S.C. 371</u>
If a timely submission to enter the national stage of an international application is compliant with the conditions of 35 U.S.C. 371 and other applicable requirements a Form PCT/DO/EO/903 indicating acceptance of the application as a national stage submission under 35 U.S.C. 371 will be issued in addition to the Filing Receipt, in due course.
<u>New International Application Filed with the USPTO as a Receiving Office</u>
If a new international application is being filed and the international application includes the necessary components for an international filing date (see PCT Article 11 and MPEP 1810), a Notification of the International Application Number and of the International Filing Date (Form PCT/RO/105) will be issued in due course, subject to prescriptions concerning national security, and the date shown on this Acknowledgement Receipt will establish the international filing date of the application.

Electronic Acknowledgement Receipt

EFS ID:	43664097
Application Number:	17339527
International Application Number:	
Confirmation Number:	1852
Title of Invention:	METHODS FOR MAINTAINING THE INTEGRITY AND IDENTIFICATION OF A NUCLEIC ACID TEMPLATE IN A MULTIPLEX SEQUENCING REACTION
First Named Inventor/Applicant Name:	Gregory Porreca
Customer Number:	21710
Filer:	Thomas C. Meyers/Kelley Warren
Filer Authorized By:	Thomas C. Meyers
Attorney Docket Number:	MLB-001/04US 34468/52
Receipt Date:	02-SEP-2021
Filing Date:	04-JUN-2021
Time Stamp:	14:50:48
Application Type:	Utility under 35 USC 111(a)

Payment information:

Submitted with Payment	no

File Listing:

Document Number	Document Description	File Name	File Size(Bytes)/ Message Digest	Multi Part /.zip	Pages (if appl.)
1	Non Patent Literature	Koboldt-2009-Bioinformatics.pdf	254477 cc0b2eb9353e9db2cdf2d2a0c89d74924d0e8e95	no	3

Warnings:

Information:					
2	Non Patent Literature	Krawitz-2010-Bioinformatics.pdf	876811 add97cc4e14c77f1e00a66a59dabac1d4e8b3e78	no	8
Warnings:					
Information:					
3	Non Patent Literature	Kreindler-2010-ParmTher.pdf	1785738 3f84c976e5608a45f792e517bde82bf8de30e5c1	no	25
Warnings:					
Information:					
4	Non Patent Literature	Krishnakumar-2008-PNAS.pdf	724199 c1ec8ea9419889ae670f4a0fd3a26fc19d98f9c5	no	6
Warnings:					
Information:					
5	Non Patent Literature	Kumar-2010-Genomics.pdf	1010092 98441046976633d3bbaec9b41025df38e43255bb	no	12
Warnings:					
Information:					
6	Non Patent Literature	KurtzGenomeBiology2004.pdf	8293048 7c102369a7004be70c29f96e670a4a4d7ad4f251	no	9
Warnings:					
Information:					
7	Non Patent Literature	--Lam_Bioinformatics_2008.pdf	158732 c166230d9d56939ec63fa08bbf5edb5d55176abe	no	7
Warnings:					
Information:					
8	Non Patent Literature	Langmead-2009-GenomeBiology.pdf	585413 678dd28e4449ce6c866dd539f2f500f5e20d3e19	no	10
Warnings:					
Information:					

9	Non Patent Literature	Larkin-2007-Bioinformatics.pdf	353957 08b973bd020a1420163ba85cc80d3c4c77d495be	no	2
Warnings:					
Information:					
10	Non Patent Literature	LecompteGene2001.PDF	2147927 94dce250c2eb9f5542b6fd36c07fa562ac08074f	no	14
Warnings:					
Information:					
11	Non Patent Literature	Li-2003-EMBOJ.pdf	560612 9f67fffae4b8643ec7174a7d2ddbfc3d0849d6be	no	12
Warnings:					
Information:					
12	Non Patent Literature	Li-2008-Bioinformatics-SOAP.PDF	76592 81af76ad6a50720d280493edd163335d009b2168	no	2
Warnings:					
Information:					
13	Non Patent Literature	Li-2009-Bioinformatics.PDF	580099 48b50d5ce12443f4c340af65e063574e2eb68ae5	no	7
Warnings:					
Information:					
14	Non Patent Literature	NPL_-_Li.pdf	1066106 518e238f2c610969848501004affb1d1d1e190a7	no	2
Warnings:					
Information:					
15	Non Patent Literature	NPL_-_Li2.pdf	342477 6dacd2e54666ee7cadbae994fc662a2e6f16a467	no	3
Warnings:					
Information:					

16	Non Patent Literature	Li-2010-Bioinformatics.PDF	669269 b1aa9d3c3608466e86cd4403d4be46aac4897ade	no	7
Warnings:					
Information:					
17	Non Patent Literature	Li-2011-Bioinformatics.pdf	170318 48629b41c9621deea1f5f4040c2e97de3e918ece	no	2
Warnings:					
Information:					
18	Non Patent Literature	LiNanosciNanotech2011.pdf	1870472 517cb74dc810bb8a4ad5f008cf20b4866b9791bc	no	10
Warnings:					
Information:					
19	Non Patent Literature	Li-2012-GenBiol.pdf	3488103 dbbb3778ebedf98b82e1b94db099e6c51f99b84d	no	20
Warnings:					
Information:					
20	Non Patent Literature	Li-2014-JAMIA.pdf	1821202 4ef554bb4dadc938cc63c535325e8364deec188e	no	11
Warnings:					
Information:					
21	Non Patent Literature	Lin-2008-Bioinformatics.pdf	662777 b3f645a0fe765463b471c5a0edd3a48698940be6	no	7
Warnings:					
Information:					
22	Non Patent Literature	Lin-2010-BMCGenomics.pdf	768720 0de214d3b5850e464c0ceb41eb0165d69ac758f9	no	14
Warnings:					
Information:					

23	Non Patent Literature	LinBloodCells2012.pdf	1004151 0413c478bc14bead03cc327cb6ffc0089f3bda9b	no	5
Warnings:					
Information:					
24	Non Patent Literature	Lipman-Pearson.pdf	675250 7611d0329a72292e2032ce920033ea07ee0017e0	no	7
Warnings:					
Information:					
25	Non Patent Literature	Liu-2012-JBiomedBiotech.pdf	1253005 40e600e8182f5a292dc1663ebb81ab07b83e6768	no	12
Warnings:					
Information:					
26	Non Patent Literature	Llopis-1998-PNAS.pdf	331302 2b2d4fffb6680b1cf3acd89141fed9b8b6cd8853	no	6
Warnings:					
Information:					
27	Non Patent Literature	Ma-2006-JAmSoc.pdf	319616 dfc0bd06c97d08a3f286421e398ad0df20412863	no	15
Warnings:					
Information:					
28	Non Patent Literature	MacArthur-2014-Nature.pdf	165833 5c474c203c526e507aee6fc16bf2ca6e6e587ac2	no	8
Warnings:					
Information:					
29	Non Patent Literature	Maddalena-2005-GenetMed.pdf	141876 73d5693d54f3c117e97949a0c7c58f8ccf14e6f3	no	13
Warnings:					
Information:					

30	Non Patent Literature	Malewicz-2010-ProcACM.pdf	220919 16fdc92e07caaf7f961d1940f024128dc0218acd	no	11
Warnings:					
Information:					
31	Non Patent Literature	34468_30US_-_Mamanova-2010-NatMeth.pdf	1747977 af3b10ea4bf701b878741282949af4a8a17242eb	no	9
Warnings:					
Information:					
32	Non Patent Literature	Margulies-2005-Nature.pdf	1253848 83ed272e4cca25475f7e450e82959570f3c35f1b	no	6
Warnings:					
Information:					
33	Non Patent Literature	Marras-1999-GenAnaly.pdf	364179 f03a0ca474e405e8e0d5d678edda316567f5b238	no	6
Warnings:					
Information:					
34	Non Patent Literature	Maxam-1977-PNAS.pdf	1831991 36641550fcd8256f64b49eb77b669e1e8e5467d5	no	5
Warnings:					
Information:					
35	Non Patent Literature	May1988.pdf	958586 5dee85932e7bb13c531451af93155186850835a2	no	9
Warnings:					
Information:					
36	Non Patent Literature	McDonnell.pdf	60837 009fc900237fef2078faead37164854d2b87dc4b	no	1
Warnings:					
Information:					

37	Non Patent Literature	29258_65US_-_McKenna-2010-GenomeRes.pdf	660828 7757922857ad57837997804d99842e9409ba19b8	no	8
Warnings:					
Information:					
38	Non Patent Literature	34468_9US_-_Messian-1999.pdf	459739 4610b771a389593860cfc22517ba35dea15b3732	no	6
Warnings:					
Information:					
39	Non Patent Literature	Meyer-2007-NAR.pdf	1231955 9573084f14ec8cc8c165370943e67a95aa7593e8	no	5
Warnings:					
Information:					
40	Non Patent Literature	34468_10US_-_34468_8US_-_Meyer-2008-NatProt.pdf	1111788 26640678868449adb3218c78f1ebc9e169e8cf2b	no	12
Warnings:					
Information:					
41	Non Patent Literature	34468_24US_-_Meyer-2008.pdf	1089249 535ac47dad6ac6b28a0b94779af9e281e305c26e	no	12
Warnings:					
Information:					
42	Non Patent Literature	Miesenbock-1998a.pdf	60877 94d158a2236f5d87cdb94a731198801e062b85d5	no	1
Warnings:					
Information:					
43	Non Patent Literature	Miller-2010-Genomics.pdf	2695395 1e56c4d1143ed58b74eb13a551e76f3a93d4bf47	no	13
Warnings:					
Information:					

44	Non Patent Literature	Mills-2010-Nature.pdf	857168 54f1d13a369a39f614a652f047ff8256bd960dff	no	7
Warnings:					
Information:					
45	Non Patent Literature	Nucl_Acids_Res-2004-Miner-e135.pdf	223972 07cb77de071ce9386df47eb89a0e074d44b66841	no	4
Warnings:					
Information:					
46	Non Patent Literature	Minton-2011-MethMolBiol.pdf	514608 77c4631d8834a30a3424626487ebca72ace6a337	no	11
Warnings:					
Information:					
47	Non Patent Literature	Miyazaki-2009-JHG.pdf	237885 d865b381678baf29445ce78b57a13b1faa9fa88a	no	4
Warnings:					
Information:					
48	Non Patent Literature	MocklerGenomics2005.pdf	24243897 510e39ad1064093415a601d1657471c6e4ed83b7	no	15
Warnings:					
Information:					
49	Non Patent Literature	Mohammed-2012-Bioinformatics.pdf	462222 d68ac1280182c44623a695ed908745a7c1f850d8	no	3
Warnings:					
Information:					
50	Non Patent Literature	Moudrianakis-1965-PNAS.pdf	1325856 c72874d4ac699c7ee27daa5b6cf4374633703e0e	no	8
Warnings:					
Information:					

51	Non Patent Literature	Mullan.pdf	207371 94c553451f59a2ace31ac782f02543697a07e1b4	no	3
Warnings:					
Information:					
52	Non Patent Literature	Munne.pdf	9241389 32025be35dbba0530b0525f16e021464e6ea145c	no	8
Warnings:					
Information:					
53	Non Patent Literature	NanChineseMedicalJournal2006.pdf	1911869 056da02d0d2e19909540d279613d3f895835e756	no	7
Warnings:					
Information:					
54	Non Patent Literature	NarangMethodsEnzym1979.pdf	1153971 f94dca5a5e5512cc08c073002cfb2a5564267e50	no	9
Warnings:					
Information:					
55	Non Patent Literature	Nelson-1989-NAR.pdf	949850 8ba6f0209e12c7854fbd99ca21df387af4f479ac	no	8
Warnings:					
Information:					
56	Non Patent Literature	NgNature2005.pdf	7286840 3b96f3212f5de7f455bcf7067eb38d62950c780d	no	7
Warnings:					
Information:					
57	Non Patent Literature	Nicholas-2002-Biotechniques.pdf	1095968 0a4e1e4b4e09c1c596760a5b2276932be10fe14f	no	13
Warnings:					
Information:					

58	Non Patent Literature	NickersonPNAS1990.pdf	1173715 0743acea27f2b9a6144a7641d93f8c236c3d3898	no	5
Warnings:					
Information:					
59	Non Patent Literature	NielsenHorizonScientific1999.pdf	17336331 4f0d3084fb27a54285357806b82c1767596a376b	no	22
Warnings:					
Information:					
60	Non Patent Literature	34468_8US_-_Miyake-2009-CancLett.pdf	62832 f5ae9664b3e020a31a98d02fce5aea0f8b779173	no	1
Warnings:					
Information:					
		Total Files Size (in bytes):	114192086		

This Acknowledgement Receipt evidences receipt on the noted date by the USPTO of the indicated documents, characterized by the applicant, and including page counts, where applicable. It serves as evidence of receipt similar to a Post Card, as described in MPEP 503.

<u>New Applications Under 35 U.S.C. 111</u>
If a new application is being filed and the application includes the necessary components for a filing date (see 37 CFR 1.53(b)-(d) and MPEP 506), a Filing Receipt (37 CFR 1.54) will be issued in due course and the date shown on this Acknowledgement Receipt will establish the filing date of the application.
<u>National Stage of an International Application under 35 U.S.C. 371</u>
If a timely submission to enter the national stage of an international application is compliant with the conditions of 35 U.S.C. 371 and other applicable requirements a Form PCT/DO/EO/903 indicating acceptance of the application as a national stage submission under 35 U.S.C. 371 will be issued in addition to the Filing Receipt, in due course.
<u>New International Application Filed with the USPTO as a Receiving Office</u>
If a new international application is being filed and the international application includes the necessary components for an international filing date (see PCT Article 11 and MPEP 1810), a Notification of the International Application Number and of the International Filing Date (Form PCT/RO/105) will be issued in due course, subject to prescriptions concerning national security, and the date shown on this Acknowledgement Receipt will establish the international filing date of the application.

Electronic Acknowledgement Receipt

EFS ID:	43664276
Application Number:	17339527
International Application Number:	
Confirmation Number:	1852
Title of Invention:	METHODS FOR MAINTAINING THE INTEGRITY AND IDENTIFICATION OF A NUCLEIC ACID TEMPLATE IN A MULTIPLEX SEQUENCING REACTION
First Named Inventor/Applicant Name:	Gregory Porreca
Customer Number:	21710
Filer:	Thomas C. Meyers/Kelley Warren
Filer Authorized By:	Thomas C. Meyers
Attorney Docket Number:	MLB-001/04US 34468/52
Receipt Date:	02-SEP-2021
Filing Date:	04-JUN-2021
Time Stamp:	14:51:52
Application Type:	Utility under 35 USC 111(a)

Payment information:

Submitted with Payment	no

File Listing:

Document Number	Document Description	File Name	File Size(Bytes)/ Message Digest	Multi Part /.zip	Pages (if appl.)
1	Non Patent Literature	NilssonTrendsinBiotech2006.pdf	4780783 6a1214d422e49dc860d3c3aa57cb56e3bfef2255	no	6

Warnings:

Information:					
2	Non Patent Literature	NingScienceGenomeResearch2001.pdf	107274 1c16fcb06cea34f3cf8aab21fd4fc10524d3176a	no	5
Warnings:					
Information:					
3	Non Patent Literature	Nordhoff-1993-NuclAcidsRes.pdf	1925804 3960cbcc9fc79d772f68e4cdc54ba59629725e7b	no	11
Warnings:					
Information:					
4	Non Patent Literature	Nuttle-2013-NM.pdf	2784231 eb6878d4fd3f8d5fcb24635b4e9356ecb4c773cd	no	56
Warnings:					
Information:					
5	Non Patent Literature	Nuttle-2014-NatProt.pdf	1216574 6f29d1171c357ebc519794b6a7761f6baefe1d35	no	35
Warnings:					
Information:					
6	Non Patent Literature	O_Roak-2012-SCIENCE.pdf	13002550 f830136149b923ba235d7bb5f9ac741418ce9e01	no	77
Warnings:					
Information:					
7	Non Patent Literature	Oefner-1996-NuclAcidsRes.pdf	761835 eaf61d203115b703d90819b09d2ce3d95df71f3a	no	8
Warnings:					
Information:					
8	Non Patent Literature	Oka-1991-MolCarc.pdf	348859 9156d9fef0c0615300f6622decf1c3848c61c6f2	no	4
Warnings:					
Information:					

9	Non Patent Literature	Okoniewski-2013-Biotechniques.pdf	5257025 3da00d13ec4abd4863e1eb24778a8e698f4668bb	no	3
Warnings:					
Information:					
10	Non Patent Literature	34468_8US_-_Okou-2007-NatMeth.pdf	315451 76d3fdc0e2f35c6fb449464a24b7b954d49d48e9	no	4
Warnings:					
Information:					
11	Non Patent Literature	Oliphant2002.pdf	642843 c34ea8109977714cb7085b2cf3186d4b9a46c903	no	5
Warnings:					
Information:					
12	Non Patent Literature	Ordahl-1976-NuclAcidsRes.pdf	1641794 d19b21a15c5250042c6154c6e4a7f6b27f96b05d	no	15
Warnings:					
Information:					
13	Non Patent Literature	OstreretalNatureReviewsCancer2001.pdf	7995757 b4b4e5434141216 42b5f4e5788ede8be212f0998	no	8
Warnings:					
Information:					
14	Non Patent Literature	Owens-1998-BioorgMedChem.pdf	554738 2d841b4b3571f0de399f3c48faa553c2f8ea95b4	no	8
Warnings:					
Information:					
15	Non Patent Literature	Parameswaran-2007-NucAcidsRes.PDF	1316349 eafb7fc031d24ea30653110c5fe69dfaae569507	no	27
Warnings:					
Information:					

16	Non Patent Literature	Parkinson.pdf	520769 5b4b7415939481facd01b1dd9d22b13be76e57c5	no	9
Warnings:					
Information:					
17	Non Patent Literature	Pastor-2010-2010ProcBIOSTEC.pdf	207668 ac26fd1da6e79d4cd9a941b3c25c3100cfbaa198	no	7
Warnings:					
Information:					
18	Non Patent Literature	Paton-2000-Bioinformatics.pdf	4537015 83cfc0e10aa770a750f74f336a8e06fc0e4dcca6	no	10
Warnings:					
Information:					
19	Non Patent Literature	Pearson-1988-PNAS.pdf	623699 499e4612312a909b3210dfdb524964d3b0d1c6af	no	5
Warnings:					
Information:					
20	Non Patent Literature	-- Pertea_et_Bioinformatics_2003.pdf	152710 0a311526f7ff774ef650f29fffa7e2158a51db56	no	2
Warnings:					
Information:					
21	Non Patent Literature	Pieles-1993-NuclAcidsRes.pdf	1000702 284903646ec4b224ea9389e8965fbdc0c8ca9a8b	no	6
Warnings:					
Information:					
22	Non Patent Literature	Pinho-2013-Bioinformatics.pdf	963267 954abcc95f6fe30b5122d1f06848d97c4a81cf49	no	8
Warnings:					
Information:					

23	Non Patent Literature	Porreca-2013-ASHGmtg.pdf	162701 df35b09b9cc1591074f7e5ab3722312271eb21f0	no	2
Warnings:					
Information:					
24	Non Patent Literature	34468_8US_-_Pourmand-2006.pdf	797911 c885856a533e3a695fa40eb8e6f98008dc8c07eb	no	10
Warnings:					
Information:					
25	Non Patent Literature	ProcterClinicalChemistry2006.pdf	6998584 67d677dad8e95dd08b5218f47934e63dbf75dfaf	no	8
Warnings:					
Information:					
26	Non Patent Literature	puregene-handbook-2011.pdf	7116530 a18c08c76b43792090e76ef97c2986ca58bb30e9	no	72
Warnings:					
Information:					
27	Non Patent Literature	Quail-ELS-2010.pdf	1912404 bfc5975695ee805e267046e51b8547def852256c	no	5
Warnings:					
Information:					
28	Non Patent Literature	RambautBioinform1997.pdf	288104 18c73bf4738b639cdb54156d4b71981cc7390d26	no	4
Warnings:					
Information:					
29	Non Patent Literature	Richards-2008-GenetMed.pdf	10248379 71f1950cdc9661ccc7ffd79074361021a46a1438	no	7
Warnings:					
Information:					

30	Non Patent Literature	Richter-2008-PloSOne.pdf	844357 de57d36c828be1500b8a5829a2adfe2561c86455	no	12
Warnings:					
Information:					
31	Non Patent Literature	Roberts-1980-NuclAcidsRes.pdf	1043452 52d4aad57d53acb476b0fc2aebaf2f244cecba69	no	18
Warnings:					
Information:					
32	Non Patent Literature	Rodriguez-2010-BullAmSoc.pdf	242429 7aaee0f04ee80effba35479ca1e26bcdc314c968	no	11
Warnings:					
Information:					
33	Non Patent Literature	Rosendahl-2013-Gut.pdf	357096 2149f0047c707d2f37b5900e3237812eb738e07c	no	12
Warnings:					
Information:					
34	Non Patent Literature	Rothberg-2011-Nature.pdf	1125584 b62aca26199cb327c5a6ce7c9eefb86be853da81	no	5
Warnings:					
Information:					
35	Non Patent Literature	Rowntree-2003-AnnHumGen.pdf	208635 eafce8fb7f4e6a4c5bd17f78f81b987460d15082	no	15
Warnings:					
Information:					
36	Non Patent Literature	34468_8US_-_Saihan-2009.pdf	953837 274ed41b49d63661524c86e4a02eff044afd32d4	no	9
Warnings:					
Information:					

37	Non Patent Literature	Sanger-1977-PNAS.pdf	2150758 2611dec815884cc3df74b4f870611c2d5653e1d1	no	5
Warnings:					
Information:					
38	Non Patent Literature	SantaLuciaPNAS1998.pdf	703805 e412036548cc6a2d5af148bd456602199e21de40	no	6
Warnings:					
Information:					
39	Non Patent Literature	34468_30US_-_Sargent-1987-MethEnzymol.pdf	1303638 4d54138786e76b24514d1e7276bd84517885b016	no	10
Warnings:					
Information:					
40	Non Patent Literature	Sauro-How-Do-You-Calculate-2004.pdf	142346 00d24abbda607cafbde88c8c684a9713180199ef	no	3
Warnings:					
Information:					
41	Non Patent Literature	Sauro-Z-Score-2004.pdf	127509 223b3c482a3da2384a02e4c63d5dd9718994f035	no	2
Warnings:					
Information:					
42	Non Patent Literature	SchadtHurmMolecularGen2010.pdf	1623865 62396b83a614553549c2e86272739b9c171c894b	no	14
Warnings:					
Information:					
43	Non Patent Literature	Schatz-GenomeResearch.pdf	971875 bdfde8178ef821b65825cc2924fba1e22d1a7d91	no	9
Warnings:					
Information:					

44	Non Patent Literature	34468_40US_-_Schiffman-2007.pdf	232122 e3b26d5fbd932f4ff1ff24355e696adca57c8bae	no	5
Warnings:					
Information:					
45	Non Patent Literature	Schiffman-2009-CancGenCyt.pdf	870335 7fd707d04dead01854a5f88b62b3332bfbff53e6	no	10
Warnings:					
Information:					
46	Non Patent Literature	Schneeberger-2011-PNAS.pdf	208006 d570cc89e26de029d5434f7e12284f8123b811de	no	6
Warnings:					
Information:					
47	Non Patent Literature	Schouten.pdf	1112381 2f3699994d4cbef10f36b45a36955f6819622025	no	13
Warnings:					
Information:					
48	Non Patent Literature	Schrijver-2005-JMolDiag.pdf	103107 a5b69e5eff639c67c7eadbdbd94cd50a3b068b91	no	11
Warnings:					
Information:					
49	Non Patent Literature	Schuette-1995-JPBA.pdf	1928836 bd59476ff32d5d824e5ca867707a8e4734812ab8	no	9
Warnings:					
Information:					
50	Non Patent Literature	Schwartz-2009-JMolDiag.pdf	279927 4e9da494d964152870db82e7dc9de9bf30882956	no	5
Warnings:					
Information:					

51	Non Patent Literature	SchwartzClinicsLabMed2011.pdf	1957253 e5b2fdd196f74ff83863aed8a487e70aaad35206	no	14
Warnings:					
Information:					
52	Non Patent Literature	Sequeira-1997-EcoModel.pdf	716225 9251b52f1c855875f89d6f3fe3321c42e843301b	no	15
Warnings:					
Information:					
53	Non Patent Literature	34468_8US_-_Shagin-2002-GenRes.pdf	437321 34b113475063768824 9ed4cf9fe330281909e196	no	9
Warnings:					
Information:					
54	Non Patent Literature	34468_8US_-_Shen-2011-PNAS.pdf	2203920 f415c6f9b9a68168a19beee5a193c1ae1c40c078	no	6
Warnings:					
Information:					
55	Non Patent Literature	Shen-2013-GenMed.pdf	405483 995fa81efc1f73cf1100b0b9d83d0a5453ec91ab	no	8
Warnings:					
Information:					
56	Non Patent Literature	Sievers-2011-MolSystBiol.pdf	550399 878ee021d66c5a6ae656e3e34ec02809d7fa2b08	no	6
Warnings:					
Information:					
57	Non Patent Literature	Simpson-2009-GenomeRes.pdf	742482 b19ba376aa0ea29f41dc654ee987834a47f15184	no	7
Warnings:					
Information:					

58	Non Patent Literature	--Slater-et-alBMCbioinformatics2005.pdf	330747 49c34937d4f64951a8aba66293406382612c623d	no	11
Warnings:					
Information:					
59	Non Patent Literature	Smirnov-1996-AnalBioch.pdf	414725 51b35381e90ecbd32e294bc067ef123b015b0b36	no	7
Warnings:					
Information:					
			Total Files Size (in bytes):	102474765	

This Acknowledgement Receipt evidences receipt on the noted date by the USPTO of the indicated documents, characterized by the applicant, and including page counts, where applicable. It serves as evidence of receipt similar to a Post Card, as described in MPEP 503.

New Applications Under 35 U.S.C. 111
If a new application is being filed and the application includes the necessary components for a filing date (see 37 CFR 1.53(b)-(d) and MPEP 506), a Filing Receipt (37 CFR 1.54) will be issued in due course and the date shown on this Acknowledgement Receipt will establish the filing date of the application.
National Stage of an International Application under 35 U.S.C. 371
If a timely submission to enter the national stage of an international application is compliant with the conditions of 35 U.S.C. 371 and other applicable requirements a Form PCT/DO/EO/903 indicating acceptance of the application as a national stage submission under 35 U.S.C. 371 will be issued in addition to the Filing Receipt, in due course.
New International Application Filed with the USPTO as a Receiving Office
If a new international application is being filed and the international application includes the necessary components for an international filing date (see PCT Article 11 and MPEP 1810), a Notification of the International Application Number and of the International Filing Date (Form PCT/RO/105) will be issued in due course, subject to prescriptions concerning national security, and the date shown on this Acknowledgement Receipt will establish the international filing date of the application.

Electronic Acknowledgement Receipt

EFS ID:	43665047
Application Number:	17339527
International Application Number:	
Confirmation Number:	1852
Title of Invention:	METHODS FOR MAINTAINING THE INTEGRITY AND IDENTIFICATION OF A NUCLEIC ACID TEMPLATE IN A MULTIPLEX SEQUENCING REACTION
First Named Inventor/Applicant Name:	Gregory Porreca
Customer Number:	21710
Filer:	Thomas C. Meyers/Kelley Warren
Filer Authorized By:	Thomas C. Meyers
Attorney Docket Number:	MLB-001/04US 34468/52
Receipt Date:	02-SEP-2021
Filing Date:	04-JUN-2021
Time Stamp:	14:53:54
Application Type:	Utility under 35 USC 111(a)

Payment information:

Submitted with Payment	no

File Listing:

Document Number	Document Description	File Name	File Size(Bytes)/ Message Digest	Multi Part /.zip	Pages (if appl.)
1	Non Patent Literature	Zheng-2011-Bioinformatics.pdf	964724 f3dc4e6d4f00c830d0dcb07beef025df397bbb9b	no	8

Warnings:

Information:					
2	Non Patent Literature	Zhou-2014-Bioinformatics.pdf	814470 dd4a58e3b2c5f96b58e4408d8b3f4718e2bb621a	no	13
Warnings:					
Information:					
3	Non Patent Literature	34468_8US_-_Zhulidov-2004-NAR.pdf	303811 82078b18da1de68a8b9d370cdc0b69532808d0e6	no	8
Warnings:					
Information:					
4	Non Patent Literature	ZimmermanetalGeneticsinMedicine2010.pdf	5749145 4de85d5f486a605f1da90fc4a932c537b6a53d3c	no	11
Warnings:					
Information:					
5	Non Patent Literature	34468_8US_-_Zimran-1990-JCI.pdf	827285 cecdcc31bccd6e08b7e80b1fc0e984ec11161928	no	4
Warnings:					
Information:					
6	Non Patent Literature	Zuckerman-1987-NuclAcidsRes.pdf	1331481 fd594a38248dee55357322015834cc0615237036	no	17
Warnings:					
Information:					
		Total Files Size (in bytes):	9990916		

This Acknowledgement Receipt evidences receipt on the noted date by the USPTO of the indicated documents, characterized by the applicant, and including page counts, where applicable. It serves as evidence of receipt similar to a Post Card, as described in MPEP 503.

New Applications Under 35 U.S.C. 111
If a new application is being filed and the application includes the necessary components for a filing date (see 37 CFR 1.53(b)-(d) and MPEP 506), a Filing Receipt (37 CFR 1.54) will be issued in due course and the date shown on this Acknowledgement Receipt will establish the filing date of the application.
National Stage of an International Application under 35 U.S.C. 371
If a timely submission to enter the national stage of an international application is compliant with the conditions of 35 U.S.C. 371 and other applicable requirements a Form PCT/DO/EO/903 indicating acceptance of the application as a national stage submission under 35 U.S.C. 371 will be issued in addition to the Filing Receipt, in due course.
New International Application Filed with the USPTO as a Receiving Office
If a new international application is being filed and the international application includes the necessary components for an international filing date (see PCT Article 11 and MPEP 1810), a Notification of the International Application Number and of the International Filing Date (Form PCT/RO/105) will be issued in due course, subject to prescriptions concerning national security, and the date shown on this Acknowledgement Receipt will establish the international filing date of the application.

Electronic Acknowledgement Receipt

EFS ID:	43664386
Application Number:	17339527
International Application Number:	
Confirmation Number:	1852
Title of Invention:	METHODS FOR MAINTAINING THE INTEGRITY AND IDENTIFICATION OF A NUCLEIC ACID TEMPLATE IN A MULTIPLEX SEQUENCING REACTION
First Named Inventor/Applicant Name:	Gregory Porreca
Customer Number:	21710
Filer:	Thomas C. Meyers/Kelley Warren
Filer Authorized By:	Thomas C. Meyers
Attorney Docket Number:	MLB-001/04US 34468/52
Receipt Date:	02-SEP-2021
Filing Date:	04-JUN-2021
Time Stamp:	14:52:54
Application Type:	Utility under 35 USC 111(a)

Payment information:

Submitted with Payment	no

File Listing:

Document Number	Document Description	File Name	File Size(Bytes)/ Message Digest	Multi Part /.zip	Pages (if appl.)
1	Non Patent Literature	34468_8US_-_Porreca-2007-NatMethpt1.pdf	22417745 ecede8399ac0db9bbc09256055a10f8e1566b4de	no	111

Warnings:

Information:					
2	Non Patent Literature	34468_8US_-_Porreca-2007-NatMethpt2.pdf	23112410 3e7c914b871f24cde04709e43da5d7df1c76551e	no	111
Warnings:					
Information:					
3	Non Patent Literature	34468_8US_-_Porreca-2007-NatMethpt3.pdf	23126134 b78486396a0197ef423984581d2455e1042f49cd	no	111
Warnings:					
Information:					
4	Non Patent Literature	34468_8US_-_Porreca-2007-NatMethpt4.pdf	23012211 2dfe98cc8d6c642eb803717fdc2da03d08f07710	no	111
Warnings:					
Information:					
5	Non Patent Literature	34468_8US_-_Porreca-2007-NatMethpt5.pdf	23263525 b713c7264e21c816e347f99abac244584494536a	no	113
Warnings:					
Information:					
6	Non Patent Literature	Smith-1985-NuclAcidsRes.pdf	1461477 e02f8a8b54df96278808a4cfcd436dd5239b0eb8	no	14
Warnings:					
Information:					
7	Non Patent Literature	Smith-2010-NAR.pdf	240556 bcb97253ce7056ac2ade39e1a893ea43f49e852c	no	7
Warnings:					
Information:					
8	Non Patent Literature	Soni-Meller.pdf	631514 da6d0eb13dfb3d677676b47156830cd70db6da10	no	6
Warnings:					
Information:					

9	Non Patent Literature	34468_24US_-_Sonnhammer-2002.pdf	219016 c26f03c583243cae803e43a3346ff32169d61d29	no	2
Warnings:					
Information:					
10	Non Patent Literature	Spanu-2010-Science.pdf	923245 3d7c054ecf7ae0cb93b2095bd32718f8cdbc8c59	no	4
Warnings:					
Information:					
11	Non Patent Literature	Sproat-1987-NuclAcRes.pdf	1048967 edd4846a40af9fc0d1845e3fde341e2e1a8554b6	no	12
Warnings:					
Information:					
12	Non Patent Literature	34468_9US_-_Streit-2003.pdf	484119 7e351e6d623fbc72d57d231efa6acde22cb093d7	no	6
Warnings:					
Information:					
13	Non Patent Literature	Strom-2005-MutatRes.pdf	686611 4b44dff8cf2a56123b86fef1f9d1772bdd1a5750	no	8
Warnings:					
Information:					
14	Non Patent Literature	Summerer-2009-Genomics.PDF	911387 b1a96b530a9a658ea687e553814d2323e22bcdd6	no	6
Warnings:					
Information:					
15	Non Patent Literature	Summerer-2010-GENOMICS.pdf	1000573 0410996fbdc90aad1cad26c44c9dfb9c6494a270	no	6
Warnings:					
Information:					

16	Non Patent Literature	Sunnucks-1996-Genetics.pdf	987812 3b48daeaf487176b50f7669baf23047fee123fcc	no	10
Warnings:					
Information:					
17	Non Patent Literature	Tan-2014-GigaScience.pdf	1064363 aeba9884bed2175fb88b1a1e2c55ae63bdfb7217	no	9
Warnings:					
Information:					
18	Non Patent Literature	34468_41US_-_Tarhini-2018.pdf	1585869 f16fab6beb881502fb09a3bfa44de028bbf6e890	no	11
Warnings:					
Information:					
19	Non Patent Literature	Thauvin-2009-JMedGen.pdf	269757 0752eb34a53da0023b01912f617b9421a8f57015	no	8
Warnings:					
Information:					
20	Non Patent Literature	34468_8US_-_Thiyagarajan-2006-BMCBioinformatics.pdf	303991 462fcbf6682ae1796576dc1c0e1ed5190f4db44a	no	10
Warnings:					
Information:					
21	Non Patent Literature	Thompson-1994-NuclAcidsRes.pdf	2687518 04d9d54fa90e0cb54dbd63f2f42688b4cd2f6f99	no	8
Warnings:					
Information:					
22	Non Patent Literature	Thompson-2011-GenomeBiol.pdf	440819 e60f684cb72bf8344ebb6e22d2faa8615c42a6dd	no	10
Warnings:					
Information:					

23	Non Patent Literature	Thorstenson-1998-GenomeRes.pdf	400121 d7080ccc9e677a6698baa7735d12abb440addcf3	no	8
Warnings:					
Information:					
24	Non Patent Literature	Thorvaldsdottir-2012-BriefBioinf.pdf	2239500 1ef11a2dacf5d73a355d8725e335de972fbc6218	no	15
Warnings:					
Information:					
25	Non Patent Literature	Tkachuk.pdf	646034 833d696ba15d8943673ad4920c3871f28b4f44bd	no	4
Warnings:					
Information:					
26	Non Patent Literature	Tobler.pdf	937082 fcd02823c959c86e9ce617bf6c3a54d345874388	no	9
Warnings:					
Information:					
27	Non Patent Literature	Tokino-Hum-Genet-1996.pdf	639093 beb698f66ccf47448026c8400d4449eab93a2820	no	7
Warnings:					
Information:					
28	Non Patent Literature	34468_8US_-_Treangen-2011-NatRevGenet.pdf	1526352 ed55b27e0fde6a26fc6c9c6bc07d595e6f81b757	no	22
Warnings:					
Information:					
29	Non Patent Literature	Turner-2009-NatMeth.pdf	772683 4b966c4ccfced1c663a615d460b733b9f53f3f16	no	2
Warnings:					
Information:					

30	Non Patent Literature	Turner-2009-AnnRevGHG.pdf	520658 85435d20e8dd1dfc39d72a332dc9e327b0b77bd5	no	24
Warnings:					
Information:					
31	Non Patent Literature	Umbarger-2013-ASHGmtg.pdf	151332 f8be1dabb3cbfe55849819409495 3b265d6be9b3	no	2
Warnings:					
Information:					
32	Non Patent Literature	Umbarger-2014-GenMed.pdf	622377 cb2ae2ae6b12a4e2a7dc679236feb5dbf3b854e1	no	9
Warnings:					
Information:					
33	Non Patent Literature	Veeneman-2012-BMCBioinformatics.pdf	1122602 c8c11834f06bd911cbf3533fed4830329e5a06eb	no	8
Warnings:					
Information:					
34	Non Patent Literature	34468_30US_-_Wahl-1979-PNAS.pdf	1446306 1948e732454e8e31fe6988253942fd1402931777	no	5
Warnings:					
Information:					
35	Non Patent Literature	WallaceNucleicAcidsRes1979.pdf	539781 88a2820d0fd06f85234ecf4ef93520a1bc2292af	no	16
Warnings:					
Information:					
36	Non Patent Literature	Wallace-1987-MethEnz.pdf	1762524 2e17f2140c8ec9afed4417753cc4057474c47028	no	11
Warnings:					
Information:					

37	Non Patent Literature	Wang-2005-NAR.pdf	5620018 faece68fde444ced0d9bb7bf2ae8d53b1d1112c6	no	14
Warnings:					
Information:					
38	Non Patent Literature	34468_40US_-_Wang-2007.pdf	1048218 8fdcbcffcd52b00802003a86ebe1c3a81f5d766b	no	14
Warnings:					
Information:					
39	Non Patent Literature	WarnerJMedGenet1996.pdf	875325 677167e1a19b669823bba4b177a8910e21a69963	no	5
Warnings:					
Information:					
40	Non Patent Literature	Warren-2007-Bioinformatics.pdf	338800 9fdc3a499a4fa13cc9d5dc9c2fef7fd9ed3bfcd9	no	2
Warnings:					
Information:					
41	Non Patent Literature	Waszak.pdf	7817346 ea652b0deff7a0975ecaafcdd01922c76060c6b9	no	20
Warnings:					
Information:					
42	Non Patent Literature	Watson-2004-GenMed.pdf	638853 d5f5af0d91aa787ab6229d2a89d12b659a5df821	no	5
Warnings:					
Information:					
43	Non Patent Literature	WilliamsMolecularBiotechnology2003.pdf	1663505 34c5aaea5726df647064488c602b217c451fcf9a	no	19
Warnings:					
Information:					

44	Non Patent Literature	34468_8US_-_Wirth-1999-AJHG.pdf	512549 1856a39dfac0106df1d67c774a0ce7fc0bb8c274	no	17
Warnings:					
Information:					
45	Non Patent Literature	WittungBiochemistry1997.pdf	640605 cacd6fb222e1df5c9893f66d11f702220058 7b5e	no	7
Warnings:					
Information:					
46	Non Patent Literature	Wu-2001-AnalBioch.pdf	341542 a43d19674fbb94d717c8563fcc547993128 9a161	no	6
Warnings:					
Information:					
47	Non Patent Literature	Wu-1998-AnalBiochem.pdf	525634 35c3d3ca0b96e37037fac948fb6817a94d35 9429	no	10
Warnings:					
Information:					
48	Non Patent Literature	Xu-2012-PLoSOne.pdf	578950 bbfef5eeb7ddb3f4bdc9505748550dffc2c1f 074	no	6
Warnings:					
Information:					
49	Non Patent Literature	YauJMedGen1996.pdf	1664979 717707a0ac4772483c78c874404846e0996f 46df	no	9
Warnings:					
Information:					
50	Non Patent Literature	Ye-2009-Bioinformatics.pdf	3639685 4c5be5e1011489d9b9eb143e0194a3bca46 98643	no	7
Warnings:					
Information:					

51	Non Patent Literature	Yershov.pdf	2169403 4c508766a534413e46703ae0d481df9bf50d2d0b	no	6
Warnings:					
Information:					
52	Non Patent Literature	YooJournalofMicrobiologyandBiotechnology2009.pdf	1131607 059ab7004cdb32c4275a31130576e31841842a07	no	12
Warnings:					
Information:					
53	Non Patent Literature	Yoon-2014-NuclAcRes.pdf	1362007 2e86e26d7098222569c815e720dabba63698ebb2	no	9
Warnings:					
Information:					
54	Non Patent Literature	YoshidaCancerScience2004.pdf	1503622 ac0d35479a572ac965503fd15840faa8c4bf5a7a	no	6
Warnings:					
Information:					
55	Non Patent Literature	Yu-2007-ClinCanRes.pdf	4913666 b85f7f3e6bef3a1ca45fc4a8d9b0385d842f41f9	no	9
Warnings:					
Information:					
56	Non Patent Literature	Yuan-1981-AnnRevBioch.pdf	6092245 2b7e9e0c5b7d5bd4b57ec08d36cac0f7655aabb4	no	31
Warnings:					
Information:					
57	Non Patent Literature	Zerbino-2009-Bioinformatics.pdf	880029 e92e265d4b1ce9817e9aaaee01c90f9e75ae9496	no	9
Warnings:					
Information:					

58	Non Patent Literature	ZhangPloSOne2011.pdf	742087 e0a54328215 8cb40666a77d16f199f288ad9db8e	no	8
Warnings:					
Information:					
59	Non Patent Literature	Zhao-2009-Genomics.pdf	200937 bc1515fbcc7504a77e6b645b71d7f5522423fbd	no	3
Warnings:					
Information:					
			Total Files Size (in bytes):	188107676	

This Acknowledgement Receipt evidences receipt on the noted date by the USPTO of the indicated documents, characterized by the applicant, and including page counts, where applicable. It serves as evidence of receipt similar to a Post Card, as described in MPEP 503.

<u>New Applications Under 35 U.S.C. 111</u>
If a new application is being filed and the application includes the necessary components for a filing date (see 37 CFR 1.53(b)-(d) and MPEP 506), a Filing Receipt (37 CFR 1.54) will be issued in due course and the date shown on this Acknowledgement Receipt will establish the filing date of the application.
<u>National Stage of an International Application under 35 U.S.C. 371</u>
If a timely submission to enter the national stage of an international application is compliant with the conditions of 35 U.S.C. 371 and other applicable requirements a Form PCT/DO/EO/903 indicating acceptance of the application as a national stage submission under 35 U.S.C. 371 will be issued in addition to the Filing Receipt, in due course.
<u>New International Application Filed with the USPTO as a Receiving Office</u>
If a new international application is being filed and the international application includes the necessary components for an international filing date (see PCT Article 11 and MPEP 1810), a Notification of the International Application Number and of the International Filing Date (Form PCT/RO/105) will be issued in due course, subject to prescriptions concerning national security, and the date shown on this Acknowledgement Receipt will establish the international filing date of the application.

UNITED STATES PATENT AND TRADEMARK OFFICE

UNITED STATES DEPARTMENT OF COMMERCE
United States Patent and Trademark Office
Address: COMMISSIONER FOR PATENTS
P.O. Box 1450
Alexandria, Virginia 22313-1450
www.uspto.gov

APPLICATION NUMBER	FILING OR 371(C) DATE	FIRST NAMED APPLICANT	ATTY. DOCKET NO./TITLE
17/339,527	06/04/2021	Gregory Porreca	MLB-001/04US 34468/52

CONFIRMATION NO. 1852

21710
BROWN RUDNICK LLP
ONE FINANCIAL CENTER
BOSTON, MA 02111

PUBLICATION NOTICE

OC000000128629727

Title:METHODS FOR MAINTAINING THE INTEGRITY AND IDENTIFICATION OF A NUCLEIC ACID TEMPLATE IN A MULTIPLEX SEQUENCING REACTION

Publication No.US-2021-0293796-A1
Publication Date:09/23/2021

NOTICE OF PUBLICATION OF APPLICATION

The above-identified application will be electronically published as a patent application publication pursuant to 37 CFR 1.211, et seq. The patent application publication number and publication date are set forth above.

The publication may be accessed through the USPTO's publically available Searchable Databases via the Internet at www.uspto.gov. The direct link to access the publication is currently http://www.uspto.gov/patft/.

The publication process established by the Office does not provide for mailing a copy of the publication to applicant. A copy of the publication may be obtained from the Office upon payment of the appropriate fee set forth in 37 CFR 1.19(a)(1). Orders for copies of patent application publications are handled by the USPTO's Public Records Division. The Public Records Division can be reached by telephone at (571) 272-3150 or (800) 972-6382, by facsimile at (571) 273-3250, by mail addressed to the United States Patent and Trademark Office, Public Records Division, Alexandria, VA 22313-1450 or via the Internet.

In addition, information on the status of the application, including the mailing date of Office actions and the dates of receipt of correspondence filed in the Office, may also be accessed via the Internet through the Patent Electronic Business Center at www.uspto.gov using the public side of the Patent Application Information and Retrieval (PAIR) system. The direct link to access this status information is currently https://portal.uspto.gov/pair/PublicPair. Prior to publication, such status information is confidential and may only be obtained by applicant using the private side of PAIR.

Further assistance in electronically accessing the publication, or about PAIR, is available by calling the Patent Electronic Business Center at 1-866-217-9197.

Office of Data Managment, Application Assistance Unit (571) 272-4000, or (571) 272-4200, or 1-888-786-0101

Docket No.: MLBS-001/C02US 344251-XXXX
(PATENT)

IN THE UNITED STATES PATENT AND TRADEMARK OFFICE

First Inventor:	Porreca, et al.	Confirmation No.:	1852
Application No.:	17/339,527	Group Art Unit:	Not Yet Assigned
Filed:	June 4, 2021	Examiner:	Not Yet Assigned

For: METHODS FOR MAINTAINING THE INTEGRITY AND IDENTIFICATION OF A NUCLEIC ACID TEMPLATE IN A MULTIPLEX SEQUENCING REACTION

Commissioner for Patents
P.O. Box 1450
Alexandria, VA 22313-1450

PRELIMINARY AMENDMENT

Prior to examination of the above-identified application, please amend the above-captioned application as follows:

Amendments to the Claims are reflected on the listing of the claims which begins on page **2** of this paper.

Remarks begin on page **7** of this paper.

AMENDMENTS TO THE CLAIMS

Set forth below in ascending order, with status identifiers, is a complete listing of all claims currently under examination. Changes to any amended claims are indicated by [[double brackets]], ~~strikethrough~~ and/or underlining. This listing also reflects any cancellation and/or addition of claims.

1-46. (Cancelled)

47. (Previously Presented) A method comprising:

incorporating a first identifier into a 5' portion of a nucleic acid template and a second identifier into a 3' portion of the nucleic acid template;

amplifying the nucleic acid template on the surface of a flow cell to form a cluster attached to the surface of the flow cell;

sequencing to produce sequence data from the cluster; and

discarding the sequence data when the sequence data include identifier sequences from only one of the first identifier and the second identifier.

48. (Previously Presented) The method of claim 47, further comprising pooling the template with other samples in which unique pairs of barcode sequences have been attached to nucleic acids.

49. (Previously Presented) The method of claim 48, further comprising hybridizing the nucleic acids to primers at discrete locations on the flow cell.

50. (Previously Presented) The method of claim 49, wherein the amplifying step includes extending at least one of the primers on the nucleic acid template.

51. (Currently Amended) The method ~~according to~~of claim 47, wherein the first and second identifiers are the same.

52. (Currently Amended) The method ~~according to~~of claim 47, wherein the first and second identifiers are different.

53. (Currently Amended) The method ~~according to~~of claim 47, wherein the sequencing step comprises:

contacting the cluster with a primer, polymerase, and labeled nucleotides under conditions that permit the polymerase to add labeled nucleotides to the primer in a template-dependent manner; and

detecting signals from the labeled nucleotide to thereby determine[[s]] the sequence of nucleic acid in the cluster.

54. (Previously Presented) The method of claim 53, wherein the labeled nucleotides are modified nucleotides having 3' blocks blocking their 3'-OH groups and the sequencing step further comprises:

incorporating, with the polymerase, a modified nucleotide into a growing polynucleotide chain complementary to the region of the template being sequenced;

recording the identity of the incorporated modified nucleotide; and

removing the 3' block form the incorporated modified nucleotide.

55. (Previously Presented) The method of claim 47, wherein the first and second identifiers are first and second barcode sequences that are attached to the template.

56. (Previously Presented) The method of claim 55, wherein the first barcode sequence is attached to a 5' end of the template and the second barcode sequence is attached to a 3' end of the template.

57. (Previously Presented) The method of claim 54, wherein the first and second barcodes are each from about 2 to about 50 nucleotides in length.

58. (Previously Presented) The method of claim 57, wherein the length is from about 4 to about 20 nucleotides.

59. (Previously Presented) The method of claim 57, wherein the barcodes are designed to have no homopolymer regions.

60. (Previously Presented) A method for analyzing a nucleic acid, the method comprising:

attaching a pair of barcodes to a nucleic acid template from a sample;

pooling the template with other samples to form a pooled nucleic acid library in which each sample is tagged with a unique sample-specific pair of barcodes;

hybridizing the library to primers attached to discrete locations on a flow cell;

amplifying the library to form clusters of amplicons attached to the surface;

sequencing amplicons in the cluster to produce sequence data; and

detecting formation of a chimeric molecule among the clusters when the sequence data include a mismatched barcode pair.

61. (Previously Presented) The method of claim 60, wherein after attaching the pair of barcodes, the nucleic acid template has the following configuration from 5' to 3': a first known sequence; a first barcode sequence; a second known sequence; a target polynucleotide sequence; a third known sequence; a second barcode sequence; and a fourth known sequence.

62. (Previously Presented) The method of claim 60, wherein the first and second barcode sequences are different.

63. (Previously Presented) The method of claim 62, wherein each barcode is from about 4 to about 20 nucleotides in length.

64. (Previously Presented) The method of claim 63, wherein the barcodes are attached to the nucleic acid template by ligation.

65. (Previously Presented) The method of claim 64, wherein the barcodes are designed to have no homopolymer regions.

66. (New) A method for validating the sequence of a nucleic acid analyte of interest in a multiplex sequencing reaction, the method comprising:

i) detecting the presence of two or more identifier sequences that are uniquely associated with the nucleic acid analyte of interest,

wherein at least a first identifier sequence is incorporated into a 5' portion of the nucleic acid analyte of interest and wherein at least a second identifier sequence is incorporated into a 3' portion of the nucleic acid analyte of interest, and

wherein the first and second identifier sequences have four or more nucleotides and are different;

ii) sequencing the first identifier sequence, the nucleic acid analyte of interest and the second identifier sequence; and

iii) validating the sequence of the nucleic acid analyte of interest by analyzing both identifiers and excluding the sequences of those nucleic acid analytes of interest containing only one identifier or an incorrect pair of identifiers from sequence analysis of the multiplex sequencing reaction.

67. (New) The method of claim 66, wherein the identifier sequences are nucleic acid sequence tags.

68. (New) The method of claim 67, wherein the identifier sequences are barcode sequences.

69. (New) The method of claim 68, wherein the barcode sequences are from 4 to 20 nucleotides.

70. (New) The method of claim 69, wherein the barcode sequences are designed to have no homopolymer regions.

71. (New) The method of claim 66, wherein the nucleic acid analyte of interest is on the surface of a flow cell.

REMARKS

Upon entry of these claim amendments, claims 47-71 will be pending in the present application. Claims 1-46 were previously cancelled. Claims 51-53 are amended herein. Claims 66-71 are newly added. Support for claim amendments and the new claim can be found throughout the specification and claims, as originally filed. No new matter is added. The application is ready to be examined on the merits.

CONCLUSION

In view of the foregoing, Applicant respectfully submits that no further impediments exist to the allowance of this application and, therefore, requests an indication of allowability. However, the Examiner is requested to call the undersigned if any questions or comments arise.

The Director is hereby authorized to charge any appropriate fees under 37 C.F.R. §§1.16, 1.17, and 1.21 that may be required by this paper, and to credit any overpayment, to Deposit Account No. 50-1283.

Dated: June 13, 2022

Respectfully submitted,
COOLEY LLP

By: /Cynthia Kozakiewicz/
Cynthia A. Kozakiewicz, Ph.D.
Reg. No. 42,764
Edith Hang Yu Cheng
Limited Recognition No.: L1258

USPTO CUSTOMER NO. 58249

COOLEY LLP
ATTN: IP Docketing Department
1299 Pennsylvania Avenue NW, Suite 700
Washington, DC 20004

Tel: (617) 937-2300
Fax: (202) 842-7899

Doc Code: PA..
Document Description: Power of Attorney

PTO/AIA/82B (07-13)
Approved for use through 03/31/2021. OMB 0651-0035
U.S. Patent and Trademark Office; U.S. DEPARTMENT OF COMMERCE
Under the Paperwork Reduction Act of 1995, no persons are required to respond to a collection of information unless it displays a valid OMB control number

POWER OF ATTORNEY BY APPLICANT

I hereby revoke all previous powers of attorney given in the application identified in either the attached transmittal letter or the boxes below.

Application Number	Filing Date

(Note: The boxes above may be left blank if information is provided on form PTO/AIA/82A.)

[X] I hereby appoint the Patent Practitioner(s) associated with the following Customer Number as my/our attorney(s) or agent(s), and to transact all business in the United States Patent and Trademark Office connected therewith for the application referenced in the attached transmittal letter (form PTO/AIA/82A) or identified above: 58249

OR

[ ] I hereby appoint Practitioner(s) named in the attached list (form PTO/AIA/82C) as my/our attorney(s) or agent(s), and to transact all business in the United States Patent and Trademark Office connected therewith for the patent application referenced in the attached transmittal letter (form PTO/AIA/82A) or identified above. (Note: Complete form PTO/AIA/82C.)

Please recognize or change the correspondence address for the application identified in the attached transmittal letter or the boxes above to:

[X] The address associated with the above-mentioned Customer Number

OR

[ ] The address associated with Customer Number:

OR

[ ] Firm or Individual Name					
Address					
City		State		Zip	
Country					
Telephone		Email			

I am the Applicant (if the Applicant is a juristic entity, list the Applicant name in the box):

Molecular Loop Biosciences, Inc.

[ ] Inventor or Joint Inventor (title not required below)

[ ] Legal Representative of a Deceased or Legally Incapacitated Inventor (title not required below)

[x] Assignee or Person to Whom the Inventor is Under an Obligation to Assign (provide signer's title if applicant is a juristic entity)

[ ] Person Who Otherwise Shows Sufficient Proprietary Interest (e.g., a petition under 37 CFR 1.46(b)(2) was granted in the application or is concurrently being filed with this document) (provide signer's title if applicant is a juristic entity)

SIGNATURE of Applicant for Patent

The undersigned (whose title is supplied below) is authorized to act on behalf of the applicant (e.g., where the applicant is a juristic entity).

Signature	/ Gregory Porreca /	Date (Optional)	09-June-2022
Name	Gregory Porreca		
Title	President and CEO		

NOTE: Signature - This form must be signed by the applicant in accordance with 37 CFR 1.33. See 37 CFR 1.4 for signature requirements and certifications. If more than one applicant, use multiple forms.

[ ] Total of 1 forms are submitted.

CORRECTED ADS

PTO/AIA/14 (01-22)
Approved for use through 05/31/2024. OMB 0651-0032
U.S. Patent and Trademark Office; U.S. DEPARTMENT OF COMMERCE

Under the Paperwork Reduction Act of 1995, no persons are required to respond to a collection of information unless it contains a valid OMB control number.

Application Data Sheet 37 CFR 1.76	Attorney Docket Number	~~MLB-001/04US 34468/52~~ MLBS-001/C02US 344251-XXXX
	Application Number	**17/339,527**
Title of Invention	METHODS FOR MAINTAINING THE INTEGRITY AND IDENTIFICATION OF A NUCLEIC ACID TEMPLATE IN A MULTIPLEX SEQUENCING REACTION	

The application data sheet is part of the provisional or nonprovisional application for which it is being submitted. The following form contains the bibliographic data arranged in a format specified by the United States Patent and Trademark Office as outlined in 37 CFR 1.76.
This document may be completed electronically and submitted to the Office in electronic format using the Electronic Filing System (EFS) or the document may be printed and included in a paper filed application.

Secrecy Order 37 CFR 5.2:

☐ Portions or all of the application associated with this Application Data Sheet may fall under a Secrecy Order pursuant to 37 CFR 5.2 (Paper filers only. Applications that fall under Secrecy Order may not be filed electronically.)

Inventor Information:

Inventor 1 Remove

Legal Name

Prefix	Given Name	Middle Name	Family Name	Suffix
	Gregory		PORRECA	

Residence Information (Select One) ◉ US Residency ◯ Non US Residency ◯ Active US Military Service

City	Cambridge	State/Province	MA	Country of Residence	US

Mailing Address of Inventor:

Address 1	57 Reservoir Street		
Address 2			
City	Cambridge	**State/Province**	MA
Postal Code	02138	**Country**	US

Inventor 2 Remove

Legal Name

Prefix	Given Name	Middle Name	Family Name	Suffix
	Mark		UMBARGER	

Residence Information (Select One) ◉ US Residency ◯ Non US Residency ◯ Active US Military Service

City	Brookline	State/Province	MA	Country of Residence	US

Mailing Address of Inventor:

Address 1	5 Winchester Street		
Address 2	Unit 101		
City	Brookline	**State/Province**	MA
Postal Code	02446	**Country**	US

Inventor 3 Remove

Legal Name

Prefix	Given Name	Middle Name	Family Name	Suffix
	George		CHURCH	

Residence Information (Select One) ◉ US Residency ◯ Non US Residency ◯ Active US Military Service

Under the Paperwork Reduction Act of 1995, no persons are required to respond to a collection of information unless it contains a valid OMB control number.

CORRECTED ADS

Application Data Sheet 37 CFR 1.76	Attorney Docket Number	~~MLB 001/04US 34468/52~~ MLBS-001/C02US 344251-XXXX
	Application Number	17/339,527
Title of Invention	METHODS FOR MAINTAINING THE INTEGRITY AND IDENTIFICATION OF A NUCLEIC ACID TEMPLATE IN A MULTIPLEX SEQUENCING REACTION	

City	Brookline	State/Province	MA	Country of Residence	US

Mailing Address of Inventor:

Address 1	218 Kent Street		
Address 2			
City	Brookline	**State/Province**	MA
Postal Code	02146	**Country**	US

All Inventors Must Be Listed - Additional Inventor Information blocks may be generated within this form by selecting the **Add** button. Add

Correspondence Information:

Enter either Customer Number or complete the Correspondence Information section below.
For further information see 37 CFR 1.33(a).

☐ **An Address is being provided for the correspondence Information of this application.**

Customer Number	~~21710~~ **58249**		
Email Address	~~ip@brownrudnick.com~~ **zIPPatentDocketingMailboxUS@Cooley.com**	Add Email	Remove Email

Application Information:

Title of the Invention	METHODS FOR MAINTAINING THE INTEGRITY AND IDENTIFICATION OF A NUCLEIC ACID TEMPLATE IN A MULTIPLEX SEQUENCING REACTION		
Attorney Docket Number	MLB-001/04US 34468/52 MLBS-001/C02US 344251-xxxx	**Small Entity Status Claimed**	☒
Application Type	Nonprovisional		
Subject Matter	Utility		
Total Number of Drawing Sheets (if any)	3	**Suggested Figure for Publication (if any)**	

Filing By Reference:

Only complete this section when filing an application by reference under 35 U.S.C. 111(c) and 37 CFR 1.57(a). Do not complete this section if application papers including a specification and any drawings are being filed. Any domestic benefit or foreign priority information must be provided in the appropriate section(s) below (i.e., "Domestic Benefit/National Stage Information" and "Foreign Priority Information").

For the purposes of a filing date under 37 CFR 1.53(b), the description and any drawings of the present application are replaced by this reference to the previously filed application, subject to conditions and requirements of 37 CFR 1.57(a).

Application number of the previously filed application	Filing date (YYYY-MM-DD)	Intellectual Property Authority or Country

Publication Information:

☐ Request Early Publication (Fee required at time of Request 37 CFR 1.219)

☐ **Request Not to Publish.** I hereby request that the attached application not be published under 35 U.S.C. 122(b) and certify that the invention disclosed in the attached application **has not and will not** be the subject of an application filed in another country, or under a multilateral international agreement, that requires publication at eighteen months after filing.

Under the Paperwork Reduction Act of 1995, no persons are required to respond to a collection of information unless it contains a valid OMB control number.

CORRECTED ADS

Application Data Sheet 37 CFR 1.76	Attorney Docket Number	~~MLB-001/04US 34468/52~~ MLBS-001/C02US 344251-XXXX
	Application Number	**17/339,527**
Title of Invention	METHODS FOR MAINTAINING THE INTEGRITY AND IDENTIFICATION OF A NUCLEIC ACID TEMPLATE IN A MULTIPLEX SEQUENCING REACTION	

Representative Information:

Representative information should be provided for all practitioners having a power of attorney in the application. Providing this information in the Application Data Sheet does not constitute a power of attorney in the application (see 37 CFR 1.32).
Either enter Customer Number or complete the Representative Name section below. If both sections are completed the customer Number will be used for the Representative Information during processing.

Please Select One:	◉ Customer Number	○ US Patent Practitioner	○ Limited Recognition (37 CFR 11.9)
Customer Number	~~21710~~ **58249**		

Domestic Benefit/National Stage Information:

This section allows for the applicant to either claim benefit under 35 U.S.C. 119(e), 120, 121, 365(c), or 386(c) or indicate National Stage entry from a PCT application. Providing benefit claim information in the Application Data Sheet constitutes the specific reference required by 35 U.S.C. 119(e) or 120, and 37 CFR 1.78.
When referring to the current application, please leave the "Application Number" field blank.

Prior Application Status	~~Pending~~ Patented		Remove
Application Number	Continuity Type	Prior Application Number	Filing or 371(c) Date (YYYY-MM-DD)
17/339527	Continuation of	17/149504	2021-01-14
Prior Application Status	Pending		Remove
Application Number	Continuity Type	Prior Application Number	Filing or 371(c) Date (YYYY-MM-DD)
17/149504	Continuation of	14/854629	2015-09-15
Prior Application Status	Patented		Remove

Application Number	Continuity Type	Prior Application Number	Filing Date (YYYY-MM-DD)	Patent Number	Issue Date (YYYY-MM-DD)
14/854629	Division of	13/081660	2011-04-07	9163281	2015-10-20

Prior Application Status	Expired		Remove
Application Number	Continuity Type	Prior Application Number	Filing or 371(c) Date (YYYY-MM-DD)
13/081660	Claims benefit of provisional	61/426817	2010-12-23

Additional Domestic Benefit/National Stage Data may be generated within this form by selecting the **Add** button.

Foreign Priority Information:

CORRECTED ADS

PTO/AIA/14 (01-22)
Approved for use through 05/31/2024. OMB 0651-0032
U.S. Patent and Trademark Office; U.S. DEPARTMENT OF COMMERCE
Under the Paperwork Reduction Act of 1995, no persons are required to respond to a collection of information unless it contains a valid OMB control number.

Application Data Sheet 37 CFR 1.76	Attorney Docket Number	~~MLB-001/04US 34468/52~~ MLBS-001/C02US 344251-XXXX
	Application Number	**17/339,527**
Title of Invention	METHODS FOR MAINTAINING THE INTEGRITY AND IDENTIFICATION OF A NUCLEIC ACID TEMPLATE IN A MULTIPLEX SEQUENCING REACTION	

This section allows for the applicant to claim priority to a foreign application. Providing this information in the application data sheet constitutes the claim for priority as required by 35 U.S.C. 119(b) and 37 CFR 1.55. When priority is claimed to a foreign application that is eligible for retrieval under the priority document exchange program (PDX)[i] the information will be used by the Office to automatically attempt retrieval pursuant to 37 CFR 1.55(i)(1) and (2). Under the PDX program, applicant bears the ultimate responsibility for ensuring that a copy of the foreign application is received by the Office from the participating foreign intellectual property office, or a certified copy of the foreign priority application is filed, within the time period specified in 37 CFR 1.55(g)(1).

Remove

Application Number	Country[i]	Filing Date (YYYY-MM-DD)	Access Code[i] (if applicable)

Additional Foreign Priority Data may be generated within this form by selecting the **Add** button.

Statement under 37 CFR 1.55 or 1.78 for AIA (First Inventor to File) Transition Applications

☐ This application (1) claims priority to or the benefit of an application filed before March 16, 2013 and (2) also contains, or contained at any time, a claim to a claimed invention that has an effective filing date on or after March 16, 2013.
NOTE: By providing this statement under 37 CFR 1.55 or 1.78, this application, with a filing date on or after March 16, 2013, will be examined under the first inventor to file provisions of the AIA.

Application Data Sheet 37 CFR 1.76	Attorney Docket Number	~~MLB-001/04US 34468/52~~ MLBS-001/C02US 344251-XXXX
	Application Number	**17/339,527**
Title of Invention	METHODS FOR MAINTAINING THE INTEGRITY AND IDENTIFICATION OF A NUCLEIC ACID TEMPLATE IN A MULTIPLEX SEQUENCING REACTION	

Authorization or Opt-Out of Authorization to Permit Access:

When this Application Data Sheet is properly signed and filed with the application, applicant has provided written authority to permit a participating foreign intellectual property (IP) office access to the instant application-as-filed (see paragraph A in subsection 1 below) and the European Patent Office (EPO) access to any search results from the instant application (see paragraph B in subsection 1 below).

Should applicant choose not to provide an authorization identified in subsection 1 below, applicant **must opt-out** of the authorization by checking the corresponding box A or B or both in subsection 2 below.

NOTE: This section of the Application Data Sheet is **ONLY** reviewed and processed with the **INITIAL** filing of an application. After the initial filing of an application, an Application Data Sheet cannot be used to provide or rescind authorization for access by a foreign IP office(s). Instead, Form PTO/SB/39 or PTO/SB/69 must be used as appropriate.

1. Authorization to Permit Access by a Foreign Intellectual Property Office(s)

A. Priority Document Exchange (PDX) - Unless box A in subsection 2 (opt-out of authorization) is checked, the undersigned hereby **grants the USPTO authority** to provide the European Patent Office (EPO), the Japan Patent Office (JPO), the Korean Intellectual Property Office (KIPO), the State Intellectual Property Office of the People's Republic of China (SIPO), the World Intellectual Property Organization (WIPO), and any other foreign intellectual property office participating with the USPTO in a bilateral or multilateral priority document exchange agreement in which a foreign application claiming priority to the instant patent application is filed, access to: (1) the instant patent application-as-filed and its related bibliographic data, (2) any foreign or domestic application to which priority or benefit is claimed by the instant application and its related bibliographic data, and (3) the date of filing of this Authorization. See 37 CFR 1.14(h)(1).

B. Search Results from U.S. Application to EPO - Unless box B in subsection 2 (opt-out of authorization) is checked, the undersigned hereby **grants the USPTO authority** to provide the EPO access to the bibliographic data and search results from the instant patent application when a European patent application claiming priority to the instant patent application is filed. See 37 CFR 1.14(h)(2).

The applicant is reminded that the EPO's Rule 141(1) EPC (European Patent Convention) requires applicants to submit a copy of search results from the instant application without delay in a European patent application that claims priority to the instant application.

2. Opt-Out of Authorizations to Permit Access by a Foreign Intellectual Property Office(s)

☐ A. Applicant **DOES NOT** authorize the USPTO to permit a participating foreign IP office access to the instant application-as-filed. If this box is checked, the USPTO will not be providing a participating foreign IP office with any documents and information identified in subsection 1A above.

☐ B. Applicant **DOES NOT** authorize the USPTO to transmit to the EPO any search results from the instant patent application. If this box is checked, the USPTO will not be providing the EPO with search results from the instant application.

NOTE: Once the application has published or is otherwise publicly available, the USPTO may provide access to the application in accordance with 37 CFR 1.14.

CORRECTED ADS

PTO/AIA/14 (01-22)
Approved for use through 05/31/2024. OMB 0651-0032
U.S. Patent and Trademark Office; U.S. DEPARTMENT OF COMMERCE
Under the Paperwork Reduction Act of 1995, no persons are required to respond to a collection of information unless it contains a valid OMB control number.

Application Data Sheet 37 CFR 1.76	Attorney Docket Number	~~MLB-001/04US 34468/52~~ MLBS-001/C02US 344251-XXXX
	Application Number	**17/339,527**
Title of Invention	METHODS FOR MAINTAINING THE INTEGRITY AND IDENTIFICATION OF A NUCLEIC ACID TEMPLATE IN A MULTIPLEX SEQUENCING REACTION	

Applicant Information:

Providing assignment information in this section does not substitute for compliance with any requirement of part 3 of Title 37 of CFR to have an assignment recorded by the Office.

Applicant 1

If the applicant is the inventor (or the remaining joint inventor or inventors under 37 CFR 1.45), this section should not be completed. The information to be provided in this section is the name and address of the legal representative who is the applicant under 37 CFR 1.43; or the name and address of the assignee, person to whom the inventor is under an obligation to assign the invention, or person who otherwise shows sufficient proprietary interest in the matter who is the applicant under 37 CFR 1.46. If the applicant is an applicant under 37 CFR 1.46 (assignee, person to whom the inventor is obligated to assign, or person who otherwise shows sufficient proprietary interest) together with one or more joint inventors, then the joint inventor or inventors who are also the applicant should be identified in this section.

Clear

- (●) Assignee
- ( ) Legal Representative under 35 U.S.C. 117
- ( ) Joint Inventor
- ( ) Person to whom the inventor is obligated to assign.
- ( ) Person who shows sufficient proprietary interest

If applicant is the legal representative, indicate the authority to file the patent application, the inventor is:

Name of the Deceased or Legally Incapacitated Inventor:

If the Applicant is an Organization check here. ☒

Organization Name	~~Molecular Loop Biosolutions, Inc.~~ **Molecular Loop Biosciences, Inc.**		
Mailing Address Information For Applicant:			
Address 1	57 Reservoir Street **#1**		
Address 2			
City	Cambridge	**State/Province**	MA
Country	US	Postal Code	02138
Phone Number		Fax Number	
Email Address			

Additional Applicant Data may be generated within this form by selecting the Add button.

Assignee Information including Non-Applicant Assignee Information:

Providing assignment information in this section does not substitute for compliance with any requirement of part 3 of Title 37 of CFR to have an assignment recorded by the Office.

CORRECTED ADS

PTO/AIA/14 (01-22)
Approved for use through 05/31/2024. OMB 0651-0032
U.S. Patent and Trademark Office; U.S. DEPARTMENT OF COMMERCE
Under the Paperwork Reduction Act of 1995, no persons are required to respond to a collection of information unless it contains a valid OMB control number.

Application Data Sheet 37 CFR 1.76	Attorney Docket Number	~~MLB-001/04US 34468/52~~ MLBS-001/C02US 344251-XXXX
	Application Number	**17/339,527**
Title of Invention	METHODS FOR MAINTAINING THE INTEGRITY AND IDENTIFICATION OF A NUCLEIC ACID TEMPLATE IN A MULTIPLEX SEQUENCING REACTION	

Assignee 1

Complete this section if assignee information, including non-applicant assignee information, is desired to be included on the patent application publication. An assignee-applicant identified in the "Applicant Information" section will appear on the patent application publication as an applicant. For an assignee-applicant, complete this section only if identification as an assignee is also desired on the patent application publication.

If the Assignee or Non-Applicant Assignee is an Organization check here. ☐

Prefix	**Given Name**	Middle Name	**Family Name**	Suffix

Mailing Address Information For Assignee including Non-Applicant Assignee:

Address 1			
Address 2			
City		**State/Province**	
Country		Postal Code	
Phone Number		Fax Number	
Email Address			

Additional Assignee or Non-Applicant Assignee Data may be generated within this form by selecting the Add button.

Signature:

NOTE: This Application Data Sheet must be signed in accordance with 37 CFR 1.33(b). **However, if this Application Data Sheet is submitted with the INITIAL filing of the application and either box A or B is not checked in subsection 2 of the "Authorization or Opt-Out of Authorization to Permit Access" section, then this form must also be signed in accordance with 37 CFR 1.14(c).**

This Application Data Sheet **must** be signed by a patent practitioner if one or more of the applicants is a **juristic entity** (e.g., corporation or association). If the applicant is two or more joint inventors, this form must be signed by a patent practitioner, **all** joint inventors who are the applicant, or one or more joint inventor-applicants who have been given power of attorney (e.g., see USPTO Form PTO/AIA/81) on behalf of **all** joint inventor-applicants.

See 37 CFR 1.4(d) for the manner of making signatures and certifications.

Signature	/Cynthia Kozakiewicz/			Date (YYYY-MM-DD)	2022-06-13
First Name	Cynthia	Last Name	Kozakiewicz	Registration Number	42,764

Additional Signature may be generated within this form by selecting the Add button.

CORRECTED ADS

PTO/AIA/14 (01-22)
Approved for use through 05/31/2024. OMB 0651-0032
U.S. Patent and Trademark Office; U.S. DEPARTMENT OF COMMERCE
Under the Paperwork Reduction Act of 1995, no persons are required to respond to a collection of information unless it contains a valid OMB control number.

Application Data Sheet 37 CFR 1.76	Attorney Docket Number	~~MLB-001/04US 34468/52~~ MLBS-001/C02US 344251-XXXX
	Application Number	**17/339,527**
Title of Invention	METHODS FOR MAINTAINING THE INTEGRITY AND IDENTIFICATION OF A NUCLEIC ACID TEMPLATE IN A MULTIPLEX SEQUENCING REACTION	

This collection of information is required by 37 CFR 1.76. The information is required to obtain or retain a benefit by the public which is to file (and by the USPTO to process) an application. Confidentiality is governed by 35 U.S.C. 122 and 37 CFR 1.14. This collection is estimated to take 23 minutes to complete, including gathering, preparing, and submitting the completed application data sheet form to the USPTO. Time will vary depending upon the individual case. Any comments on the amount of time you require to complete this form and/or suggestions for reducing this burden, should be sent to the Chief Information Officer, U.S. Patent and Trademark Office, U.S. Department of Commerce, P.O. Box 1450, Alexandria, VA 22313-1450. DO NOT SEND FEES OR COMPLETED FORMS TO THIS ADDRESS. **SEND TO: Commissioner for Patents, P.O. Box 1450, Alexandria, VA 22313-1450.**

Privacy Act Statement

The Privacy Act of 1974 (P.L. 93-579) requires that you be given certain information in connection with your submission of the attached form related to a patent application or patent. Accordingly, pursuant to the requirements of the Act, please be advised that: (1) the general authority for the collection of this information is 35 U.S.C. 2(b)(2); (2) furnishing of the information solicited is voluntary; and (3) the principal purpose for which the information is used by the U.S. Patent and Trademark Office is to process and/or examine your submission related to a patent application or patent. If you do not furnish the requested information, the U.S. Patent and Trademark Office may not be able to process and/or examine your submission, which may result in termination of proceedings or abandonment of the application or expiration of the patent.

The information provided by you in this form will be subject to the following routine uses:

1 The information on this form will be treated confidentially to the extent allowed under the Freedom of Information Act (5 U.S.C. 552) and the Privacy Act (5 U.S.C. 552a). Records from this system of records may be disclosed to the Department of Justice to determine whether the Freedom of Information Act requires disclosure of these records.

2. A record from this system of records may be disclosed, as a routine use, in the course of presenting evidence to a court, magistrate, or administrative tribunal, including disclosures to opposing counsel in the course of settlement negotiations.

3 A record in this system of records may be disclosed, as a routine use, to a Member of Congress submitting a request involving an individual, to whom the record pertains, when the individual has requested assistance from the Member with respect to the subject matter of the record.

4. A record in this system of records may be disclosed, as a routine use, to a contractor of the Agency having need for the information in order to perform a contract. Recipients of information shall be required to comply with the requirements of the Privacy Act of 1974, as amended, pursuant to 5 U.S.C. 552a(m).

5. A record related to an International Application filed under the Patent Cooperation Treaty in this system of records may be disclosed, as a routine use, to the International Bureau of the World Intellectual Property Organization, pursuant to the Patent CooperationTreaty.

6. A record in this system of records may be disclosed, as a routine use, to another federal agency for purposes of National Security review (35 U.S.C. 181) and for review pursuant to the Atomic Energy Act (42 U.S.C. 218(c)).

7. A record from this system of records may be disclosed, as a routine use, to the Administrator, General Services, or his/her designee, during an inspection of records conducted by GSA as part of that agency's responsibility to recommend improvements in records management practices and programs, under authority of 44 U.S.C. 2904 and 2906. Such disclosure shall be made in accordance with the GSA regulations governing inspection of records for this purpose, and any other relevant (i.e., GSA or Commerce) directive. Such disclosure shall not be used to make determinations about individuals.

8. A record from this system of records may be disclosed, as a routine use, to the public after either publication of the application pursuant to 35 U.S.C. 122(b) or issuance of a patent pursuant to 35 U.S.C. 151. Further, a record may be disclosed, subject to the limitations of 37 CFR 1.14, as a routine use, to the public if the record was filed in an application which became abandoned or in which the proceedings were terminated and which application is referenced by either a published application, an application open to public inspections or an issued patent.

9. A record from this system of records may be disclosed, as a routine use, to a Federal, State, or local law enforcement agency, if the USPTO becomes aware of a violation or potential violation of law or regulation.

Electronic Acknowledgement Receipt

EFS ID:	45944003
Application Number:	17339527
International Application Number:	
Confirmation Number:	1852
Title of Invention:	METHODS FOR MAINTAINING THE INTEGRITY AND IDENTIFICATION OF A NUCLEIC ACID TEMPLATE IN A MULTIPLEX SEQUENCING REACTION
First Named Inventor/Applicant Name:	Gregory Porreca
Customer Number:	21710
Filer:	Edith Hang Yu Cheng/Donna Doyle
Filer Authorized By:	Edith Hang Yu Cheng
Attorney Docket Number:	MLB-001/04US 34468/52
Receipt Date:	13-JUN-2022
Filing Date:	04-JUN-2021
Time Stamp:	19:19:21
Application Type:	Utility under 35 USC 111(a)

Payment information:

Submitted with Payment	no

File Listing:

Document Number	Document Description	File Name	File Size(Bytes)/ Message Digest	Multi Part /.zip	Pages (if appl.)
1	Request under 37CFR1.46(c) to correct, update, change applicant	MLBS-001_C02US-Request_Corr_Appl.pdf	142868 6493cea90fa1854d0ff7ca49d5dd4a922282185a	no	1

Warnings:

Information:					
2		MLBS-001_C02US-PreliminaryAmendment.pdf	138883 11d6408ad4304e9d4ae5e3cb698479a7696262c3	yes	7
	Multipart Description/PDF files in .zip description				
	Document Description		**Start**	**End**	
	Preliminary Amendment		1	1	
	Claims		2	6	
	Applicant Arguments/Remarks Made in an Amendment		7	7	
Warnings:					
Information:					
3	Power of Attorney	MLBS-001_C02US-POA.pdf	68812 e7481e2cbd8362a36aa44c8cefd151e74f526023	no	1
Warnings:					
Information:					
4	Application Data Sheet	MLBS-001_C02US-Corr_ADS.pdf	510971 6823ace1ae0369a00a30350ef3347e057cab47f3	no	9
Warnings:					
Information:					
This is not an USPTO supplied ADS fillable form					
		Total Files Size (in bytes):	861534		

This Acknowledgement Receipt evidences receipt on the noted date by the USPTO of the indicated documents, characterized by the applicant, and including page counts, where applicable. It serves as evidence of receipt similar to a Post Card, as described in MPEP 503.

New Applications Under 35 U.S.C. 111
If a new application is being filed and the application includes the necessary components for a filing date (see 37 CFR 1.53(b)-(d) and MPEP 506), a Filing Receipt (37 CFR 1.54) will be issued in due course and the date shown on this Acknowledgement Receipt will establish the filing date of the application.
National Stage of an International Application under 35 U.S.C. 371
If a timely submission to enter the national stage of an international application is compliant with the conditions of 35 U.S.C. 371 and other applicable requirements a Form PCT/DO/EO/903 indicating acceptance of the application as a national stage submission under 35 U.S.C. 371 will be issued in addition to the Filing Receipt, in due course.
New International Application Filed with the USPTO as a Receiving Office
If a new international application is being filed and the international application includes the necessary components for an international filing date (see PCT Article 11 and MPEP 1810), a Notification of the International Application Number and of the International Filing Date (Form PCT/RO/105) will be issued in due course, subject to prescriptions concerning national security, and the date shown on this Acknowledgement Receipt will establish the international filing date of the application.

Doc Code: R46C.REQ
Document Description: Request under 37 CFR 1.46(c) to correct, update or change the applicant.

PTO/AIA/41 (04-15)
Approved for use through 11/30/2020. OMB 0651-0031
U.S. Patent and Trademark Office; U.S. DEPARTMENT OF COMMERCE
Under the Paperwork Reduction Act of 1995, no persons are required to respond to a collection of information unless it displays a valid OMB control number.

REQUEST TO CORRECT OR UPDATE THE NAME OF THE APPLICANT UNDER 37 CFR 1.46(c)(1), OR CHANGE THE APPLICANT UNDER 37 CFR 1.46(c)(2) (FOR USE ONLY IN APPLICATIONS FILED ON OR AFTER SEPTEMBER 16, 2012)		
	Application Number	17/339,527
	Filing Date	June 4, 2021
	First Named Inventor	Gregory PORRECA
	Art Unit	Not Yet Assigned
	Examiner Name	Not Yet Assigned
	Practitioner Docket Number	MLBS-001/C02US 344251-XXXX

To: Commissioner for Patents
P.O. Box 1450
Alexandria, VA 22313-1450

Applicant hereby **requests that the name of the applicant be corrected or updated under 37 CFR 1.46(c)(1), or that the applicant be changed under 37 CFR 1.46(c)(2),** in the above-identified application. **Requests under 37 CFR 1.46(c)(1) or (c)(2) cannot be submitted after payment of the issue fee or if the application has been patented.**

Please check the applicable box(es) below.

[x] 1.This request is to **correct or update the name of the applicant** (**under 37 CFR 1.46(c)(1)**) and includes:

[x] An application data sheet (ADS) in accordance with 37 CFR 1.76(c) with the corrected or updated information shown with markings (*e.g.*, underlining for insertions, strikethrough for deletions). A Corrected Web-based ADS may be used.

Note: Requests under 37 CFR 1.46(c)(1) may be filed to correct typographical errors in the name of the § 1.46 applicant, or for updating the name of the § 1.46 applicant (*i.e.,* where there is no change in the applicant itself but just in the applicant's name). See the Manual of Patent Examining Procedure (MPEP) section 605.01.

[ ] 2. This request is to **change the applicant** (**under 37 CFR 1.46(c)(2)**) and includes:

[ ] An application data sheet (ADS) in accordance with 37 CFR 1.76(c) that identifies the changes with proper markings (underlining for insertions and strikethrough for deletions). A Corrected Web-based ADS may be used.

[ ] A Statement Under 37 CFR 3.73(c) (Form PTO/AIA/96 or equivalent). See MPEP 325.

I am the

[ ] applicant* [ ] attorney or agent of record Registration number _____ [x] attorney or agent acting under 37 CFR 1.34 Registration number 42,764

Signature / Cynthia Kozakiewicz/
Typed or printed name Cynthia A. Kozakiewicz, Ph.D.
Date June 13, 2022

NOTE: This form must be signed in accordance with 37 CFR 1.33. See 37 CFR 1.4 for signature requirements and certifications. *Juristic entities must be represented by a patent practitioner (See 37 CFR 1.31, applicable to any paper filed on or after September 16, 2012 that is presented on behalf of a juristic entity, regardless of application filing date). Submit multiple forms if more than one signature is required, see below**.

[ ] ** Total of 1 forms are submitted.

UNITED STATES PATENT AND TRADEMARK OFFICE

UNITED STATES DEPARTMENT OF COMMERCE
United States Patent and Trademark Office
Address: COMMISSIONER FOR PATENTS
P.O. Box 1450
Alexandria, Virginia 22313-1450
www.uspto.gov

APPLICATION NUMBER	FILING OR 371(C) DATE	FIRST NAMED APPLICANT	ATTY. DOCKET NO./TITLE
17/339,527	06/04/2021	Gregory Porreca	MLB-001/04US 34468/52

CONFIRMATION NO. 1852

POA ACCEPTANCE LETTER

OC000000134528146

58249
COOLEY LLP
ATTN: IP Docketing Department
1299 Pennsylvania Avenue, NW
Suite 700
Washington, DC 20004

Date Mailed: 06/17/2022

NOTICE OF ACCEPTANCE OF POWER OF ATTORNEY

This is in response to the Power of Attorney filed 06/13/2022.

The Power of Attorney in this application is accepted. Correspondence in this application will be mailed to the above address as provided by 37 CFR 1.33.

Questions about the contents of this notice and the requirements it sets forth should be directed to the Office of Data Management, Application Assistance Unit, at **(571) 272-4000** or **(571) 272-4200** or **1-888-786-0101**.

/ytdemisse/

UNITED STATES PATENT AND TRADEMARK OFFICE

UNITED STATES DEPARTMENT OF COMMERCE
United States Patent and Trademark Office
Address: COMMISSIONER FOR PATENTS
P.O. Box 1450
Alexandria, Virginia 22313-1450
www.uspto.gov

APPLICATION NUMBER	FILING or 371(c) DATE	GRP ART UNIT	FIL FEE REC'D	ATTY.DOCKET.NO	TOT CLAIMS	IND CLAIMS
17/339,527	06/04/2021	OPAP	910	MLB-001/04US 34468/52	19	2

CONFIRMATION NO. 1852

CORRECTED FILING RECEIPT

58249
COOLEY LLP
ATTN: IP Docketing Department
1299 Pennsylvania Avenue, NW
Suite 700
Washington, DC 20004

Date Mailed: 06/17/2022

Receipt is acknowledged of this non-provisional utility patent application. The application will be taken up for examination in due course. Applicant will be notified as to the results of the examination. Any correspondence concerning the application must include the following identification information: the U.S. APPLICATION NUMBER, FILING DATE, NAME OF FIRST INVENTOR, and TITLE OF INVENTION. Fees transmitted by check or draft are subject to collection.

Please verify the accuracy of the data presented on this receipt. If an error is noted on this Filing Receipt, please submit a written request for a corrected Filing Receipt, including a properly marked-up ADS showing the changes with strike-through for deletions and underlining for additions. If you received a "Notice to File Missing Parts" or other Notice requiring a response for this application, please submit any request for correction to this Filing Receipt with your reply to the Notice. When the USPTO processes the reply to the Notice, the USPTO will generate another Filing Receipt incorporating the requested corrections provided that the request is grantable.

Inventor(s)

Gregory Porreca, Cambridge, MA;
Mark Umbarger, Brookline, MA;
George Church, Brookline, MA;

Applicant(s)

Molecular Loop Biosolutions, Inc., Cambridge, MA;

Power of Attorney: The patent practitioners associated with Customer Number 58249

Domestic Priority data as claimed by applicant

This application is a CON of 17/149,504 01/14/2021 PAT 11041852
which is a CON of 14/854,629 09/15/2015 PAT 11041851
which is a DIV of 13/081,660 04/07/2011 PAT 9163281
which claims benefit of 61/426,817 12/23/2010

Foreign Applications for which priority is claimed (You may be eligible to benefit from the **Patent Prosecution Highway** program at the USPTO. Please see http://www.uspto.gov for more information.) - None.
Foreign application information must be provided in an Application Data Sheet in order to constitute a claim to foreign priority. See 37 CFR 1.55 and 1.76.

Permission to Access Application via Priority Document Exchange: Yes

Permission to Access Search Results: Yes

Applicant may provide or rescind an authorization for access using Form PTO/SB/39 or Form PTO/SB/69 as appropriate.

If Required, Foreign Filing License Granted: 06/14/2021
The country code and number of your priority application, to be used for filing abroad under the Paris Convention, is **US 17/339,527**
Projected Publication Date: Not Applicable
Non-Publication Request: No
Early Publication Request: No
**** SMALL ENTITY ****
Title

METHODS FOR MAINTAINING THE INTEGRITY AND IDENTIFICATION OF A NUCLEIC ACID TEMPLATE IN A MULTIPLEX SEQUENCING REACTION

Preliminary Class

435

Statement under 37 CFR 1.55 or 1.78 for AIA (First Inventor to File) Transition Applications: No

PROTECTING YOUR INVENTION OUTSIDE THE UNITED STATES

Since the rights granted by a U.S. patent extend only throughout the territory of the United States and have no effect in a foreign country, an inventor who wishes patent protection in another country must apply for a patent in a specific country or in regional patent offices. Applicants may wish to consider the filing of an international application under the Patent Cooperation Treaty (PCT). An international (PCT) application generally has the same effect as a regular national patent application in each PCT-member country. The PCT process **simplifies** the filing of patent applications on the same invention in member countries, but **does not result** in a grant of "an international patent" and does not eliminate the need of applicants to file additional documents and fees in countries where patent protection is desired.

Almost every country has its own patent law, and a person desiring a patent in a particular country must make an application for patent in that country in accordance with its particular laws. Since the laws of many countries differ in various respects from the patent law of the United States, applicants are advised to seek guidance from specific foreign countries to ensure that patent rights are not lost prematurely.

Applicants also are advised that in the case of inventions made in the United States, the Director of the USPTO must issue a license before applicants can apply for a patent in a foreign country. The filing of a U.S. patent application serves as a request for a foreign filing license. The application's filing receipt contains further information and guidance as to the status of applicant's license for foreign filing.

Applicants may wish to consult the USPTO booklet, "General Information Concerning Patents" (specifically, the section entitled "Treaties and Foreign Patents") for more information on timeframes and deadlines for filing foreign patent applications. The guide is available either by contacting the USPTO Contact Center at 800-786-9199, or it can be viewed on the USPTO website at http://www.uspto.gov/web/offices/pac/doc/general/index.html.

For information on preventing theft of your intellectual property (patents, trademarks and copyrights), you may wish to consult the U.S. Government website, http://www.stopfakes.gov. Part of a Department of Commerce initiative, this website includes self-help "toolkits" giving innovators guidance on how to protect intellectual property in specific

countries such as China, Korea and Mexico. For questions regarding patent enforcement issues, applicants may call the U.S. Government hotline at 1-866-999-HALT (1-866-999-4258).

LICENSE FOR FOREIGN FILING UNDER

Title 35, United States Code, Section 184

Title 37, Code of Federal Regulations, 5.11 & 5.15

GRANTED

The applicant has been granted a license under 35 U.S.C. 184, if the phrase "IF REQUIRED, FOREIGN FILING LICENSE GRANTED" followed by a date appears on this form. Such licenses are issued in all applications where the conditions for issuance of a license have been met, regardless of whether or not a license may be required as set forth in 37 CFR 5.15. The scope and limitations of this license are set forth in 37 CFR 5.15(a) unless an earlier license has been issued under 37 CFR 5.15(b). The license is subject to revocation upon written notification. The date indicated is the effective date of the license, unless an earlier license of similar scope has been granted under 37 CFR 5.13 or 5.14.

This license is to be retained by the licensee and may be used at any time on or after the effective date thereof unless it is revoked. This license is automatically transferred to any related applications(s) filed under 37 CFR 1.53(d). This license is not retroactive.

The grant of a license does not in any way lessen the responsibility of a licensee for the security of the subject matter as imposed by any Government contract or the provisions of existing laws relating to espionage and the national security or the export of technical data. Licensees should apprise themselves of current regulations especially with respect to certain countries, of other agencies, particularly the Office of Defense Trade Controls, Department of State (with respect to Arms, Munitions and Implements of War (22 CFR 121-128)); the Bureau of Industry and Security, Department of Commerce (15 CFR parts 730-774); the Office of Foreign AssetsControl, Department of Treasury (31 CFR Parts 500+) and the Department of Energy.

NOT GRANTED

No license under 35 U.S.C. 184 has been granted at this time, if the phrase "IF REQUIRED, FOREIGN FILING LICENSE GRANTED" DOES NOT appear on this form. Applicant may still petition for a license under 37 CFR 5.12, if a license is desired before the expiration of 6 months from the filing date of the application. If 6 months has lapsed from the filing date of this application and the licensee has not received any indication of a secrecy order under 35 U.S.C. 181, the licensee may foreign file the application pursuant to 37 CFR 5.15(b).

SelectUSA

The United States represents the largest, most dynamic marketplace in the world and is an unparalleled location for business investment, innovation, and commercialization of new technologies. The U.S. offers tremendous resources and advantages for those who invest and manufacture goods here. Through SelectUSA, our nation works to promote and facilitate business investment. SelectUSA provides information assistance to the international investor community; serves as an ombudsman for existing and potential investors; advocates on behalf of U.S. cities, states, and regions competing for global investment; and counsels U.S. economic development organizations on investment attraction best practices. To learn more about why the United States is the best country in the world to develop

technology, manufacture products, deliver services, and grow your business, visit http://www.SelectUSA.gov or call +1-202-482-6800.

PTO/SB/06 (09-11)
Approved for use through 1/31/2014. OMB 0651-0032
U.S. Patent and Trademark Office; U.S. DEPARTMENT OF COMMERCE
Under the Paperwork Reduction Act of 1995, no persons are required to respond to a collection of information unless it displays a valid OMB control number.

PATENT APPLICATION FEE DETERMINATION RECORD Substitute for Form PTO-875	Application or Docket Number 17/339,527	Filing Date 06/04/2021	☐ To be Mailed

ENTITY: ☐ LARGE ☑ SMALL ☐ MICRO

APPLICATION AS FILED - PART I

FOR	(Column 1) NUMBER FILED	(Column 2) NUMBER EXTRA		RATE ($)	FEE ($)
☐ BASIC FEE (37 CFR 1.16(a), (b), or (c))	N/A	N/A		N/A	
☐ SEARCH FEE (37 CFR 1.16(k), (i), or (m))	N/A	N/A		N/A	
☐ EXAMINATION FEE (37 CFR 1.16(o), (p), or (q))	N/A	N/A		N/A	
TOTAL CLAIMS (37 CFR 1.16(i))	minus 20 =	*		x $ =	
INDEPENDENT CLAIMS (37 CFR 1.16(h))	minus 3 =	*		x $ =	
☐ APPLICATION SIZE FEE (37 CFR 1.16(s))	If the specification and drawings exceed 100 sheets of paper, the application size fee due is $310 ($155 for small entity) for each additional 50 sheets or fraction thereof. See 35 U.S.C. 41(a)(1)(G) and 37 CFR 1.16(s).				
☐ MULTIPLE DEPENDENT CLAIM PRESENT (37 CFR 1.16(j))					
* If the difference in column 1 is less than zero, enter "0" in column 2.				TOTAL	

APPLICATION AS AMENDED - PART II

AMENDMENT		(Column 1) CLAIMS REMAINING AFTER AMENDMENT		(Column 2) HIGHEST NUMBER PREVIOUSLY PAID FOR	(Column 3) PRESENT EXTRA		RATE ($)	ADDITIONAL FEE ($)
	Total (37 CFR 1.16(i))	*	Minus	**	=		x $ =	
	Independent (37 CFR 1.16(h))	*	Minus	***	=		x $ =	
	☐ Application Size Fee (37 CFR 1.16(s))							
	☐ FIRST PRESENTATION OF MULTIPLE DEPENDENT CLAIM (37 CFR 1.16(j))							
							TOTAL ADD'L FEE	

AMENDMENT		(Column 1) CLAIMS REMAINING AFTER AMENDMENT		(Column 2) HIGHEST NUMBER PREVIOUSLY PAID FOR	(Column 3) PRESENT EXTRA		RATE ($)	ADDITIONAL FEE ($)
	Total (37 CFR 1.16(i))	*	Minus	**	=		x $ =	
	Independent (37 CFR 1.16(h))	*	Minus	***	=		x $ =	
	☐ Application Size Fee (37 CFR 1.16(s))							
	☐ FIRST PRESENTATION OF MULTIPLE DEPENDENT CLAIM (37 CFR 1.16(j))							
							TOTAL ADD'L FEE	

* If the entry in column 1 is less than the entry in column 2, write "0" in column 3.	LIE
** If the "Highest Number Previously Paid For" IN THIS SPACE is less than 20, enter "20".	/BRENDA V HARRISON/
*** If the "Highest Number Previously Paid For" IN THIS SPACE is less than 3, enter "3".	
The "Highest Number Previously Paid For" (Total or Independent) is the highest number found in the appropriate box in column 1.	

This collection of information is required by 37 CFR 1.16. The information is required to obtain or retain a benefit by the public which is to file (and by the USPTO to process) an application. Confidentiality is governed by 35 U.S.C. 122 and 37 CFR 1.14. This collection is estimated to take 12 minutes to complete, including gathering, preparing, and submitting the completed application form to the USPTO. Time will vary depending upon the individual case. Any comments on the amount of time you require to complete this form and/or suggestions for reducing this burden, should be sent to the Chief Information Officer, U.S. Patent and Trademark Office, U.S. Department of Commerce, P.O. Box 1450, Alexandria, VA 22313-1450. DO NOT SEND FEES OR COMPLETED FORMS TO THIS ADDRESS. **SEND TO: Commissioner for Patents, P.O. Box 1450, Alexandria, VA 22313-1450.**

If you need assistance in completing the form, call 1-800-PTO-9199 and select option 2.

United States Patent and Trademark Office

Office of the Chief Financial Officer

Document Code:WFEE

User :Brenda Harrison

Sale Accounting Date:06/27/2022

Sale Item Reference Number	Effective Date
17339527	06/13/2022

Document Number	Fee Code	Fee Code Description	Amount Paid	Payment Method
I20226PB00013642	2202	CLAIMS IN EXCESS OF 20	$250.00	Deposit Account

UNITED STATES PATENT AND TRADEMARK OFFICE

UNITED STATES DEPARTMENT OF COMMERCE
United States Patent and Trademark Office
Address: COMMISSIONER FOR PATENTS
P.O. Box 1450
Alexandria, Virginia 22313-1450
www.uspto.gov

APPLICATION NUMBER	FILING or 371(c) DATE	GRP ART UNIT	FIL FEE REC'D	ATTY.DOCKET.NO	TOT CLAIMS	IND CLAIMS
17/339,527	06/04/2021	OPAP	1160	MLB-001/04US 34468/52	19	2

CONFIRMATION NO. 1852

CORRECTED FILING RECEIPT

58249
COOLEY LLP
ATTN: IP Docketing Department
1299 Pennsylvania Avenue, NW
Suite 700
Washington, DC 20004

Date Mailed: 07/20/2022

Receipt is acknowledged of this non-provisional utility patent application. The application will be taken up for examination in due course. Applicant will be notified as to the results of the examination. Any correspondence concerning the application must include the following identification information: the U.S. APPLICATION NUMBER, FILING DATE, NAME OF FIRST INVENTOR, and TITLE OF INVENTION. Fees transmitted by check or draft are subject to collection.

Please verify the accuracy of the data presented on this receipt. If an error is noted on this Filing Receipt, please submit a written request for a corrected Filing Receipt, including a properly marked-up ADS showing the changes with strike-through for deletions and underlining for additions. If you received a "Notice to File Missing Parts" or other Notice requiring a response for this application, please submit any request for correction to this Filing Receipt with your reply to the Notice. When the USPTO processes the reply to the Notice, the USPTO will generate another Filing Receipt incorporating the requested corrections provided that the request is grantable.

Inventor(s)

Gregory Porreca, Cambridge, MA;
Mark Umbarger, Brookline, MA;
George Church, Brookline, MA;

Applicant(s)

Molecular Loop Biosciences, Inc., Cambridge, MA;

Power of Attorney: The patent practitioners associated with Customer Number 58249

Domestic Priority data as claimed by applicant

This application is a CON of 17/149,504 01/14/2021 PAT 11041852
which is a CON of 14/854,629 09/15/2015 PAT 11041851
which is a DIV of 13/081,660 04/07/2011 PAT 9163281
which claims benefit of 61/426,817 12/23/2010

Foreign Applications for which priority is claimed (You may be eligible to benefit from the **Patent Prosecution Highway** program at the USPTO. Please see http://www.uspto.gov for more information.) - None.
Foreign application information must be provided in an Application Data Sheet in order to constitute a claim to foreign priority. See 37 CFR 1.55 and 1.76.

Permission to Access Application via Priority Document Exchange: Yes

Permission to Access Search Results: Yes

Applicant may provide or rescind an authorization for access using Form PTO/SB/39 or Form PTO/SB/69 as appropriate.

If Required, Foreign Filing License Granted: 06/14/2021
The country code and number of your priority application, to be used for filing abroad under the Paris Convention, is **US 17/339,527**
Projected Publication Date: Not Applicable
Non-Publication Request: No
Early Publication Request: No
**** SMALL ENTITY ****
Title

METHODS FOR MAINTAINING THE INTEGRITY AND IDENTIFICATION OF A NUCLEIC ACID TEMPLATE IN A MULTIPLEX SEQUENCING REACTION

Preliminary Class

435

Statement under 37 CFR 1.55 or 1.78 for AIA (First Inventor to File) Transition Applications: No

PROTECTING YOUR INVENTION OUTSIDE THE UNITED STATES

Since the rights granted by a U.S. patent extend only throughout the territory of the United States and have no effect in a foreign country, an inventor who wishes patent protection in another country must apply for a patent in a specific country or in regional patent offices. Applicants may wish to consider the filing of an international application under the Patent Cooperation Treaty (PCT). An international (PCT) application generally has the same effect as a regular national patent application in each PCT-member country. The PCT process **simplifies** the filing of patent applications on the same invention in member countries, but **does not result** in a grant of "an international patent" and does not eliminate the need of applicants to file additional documents and fees in countries where patent protection is desired.

Almost every country has its own patent law, and a person desiring a patent in a particular country must make an application for patent in that country in accordance with its particular laws. Since the laws of many countries differ in various respects from the patent law of the United States, applicants are advised to seek guidance from specific foreign countries to ensure that patent rights are not lost prematurely.

Applicants also are advised that in the case of inventions made in the United States, the Director of the USPTO must issue a license before applicants can apply for a patent in a foreign country. The filing of a U.S. patent application serves as a request for a foreign filing license. The application's filing receipt contains further information and guidance as to the status of applicant's license for foreign filing.

Applicants may wish to consult the USPTO booklet, "General Information Concerning Patents" (specifically, the section entitled "Treaties and Foreign Patents") for more information on timeframes and deadlines for filing foreign patent applications. The guide is available either by contacting the USPTO Contact Center at 800-786-9199, or it can be viewed on the USPTO website at http://www.uspto.gov/web/offices/pac/doc/general/index.html.

For information on preventing theft of your intellectual property (patents, trademarks and copyrights), you may wish to consult the U.S. Government website, http://www.stopfakes.gov. Part of a Department of Commerce initiative, this website includes self-help "toolkits" giving innovators guidance on how to protect intellectual property in specific

countries such as China, Korea and Mexico. For questions regarding patent enforcement issues, applicants may call the U.S. Government hotline at 1-866-999-HALT (1-866-999-4258).

LICENSE FOR FOREIGN FILING UNDER

Title 35, United States Code, Section 184

Title 37, Code of Federal Regulations, 5.11 & 5.15

GRANTED

The applicant has been granted a license under 35 U.S.C. 184, if the phrase "IF REQUIRED, FOREIGN FILING LICENSE GRANTED" followed by a date appears on this form. Such licenses are issued in all applications where the conditions for issuance of a license have been met, regardless of whether or not a license may be required as set forth in 37 CFR 5.15. The scope and limitations of this license are set forth in 37 CFR 5.15(a) unless an earlier license has been issued under 37 CFR 5.15(b). The license is subject to revocation upon written notification. The date indicated is the effective date of the license, unless an earlier license of similar scope has been granted under 37 CFR 5.13 or 5.14.

This license is to be retained by the licensee and may be used at any time on or after the effective date thereof unless it is revoked. This license is automatically transferred to any related applications(s) filed under 37 CFR 1.53(d). This license is not retroactive.

The grant of a license does not in any way lessen the responsibility of a licensee for the security of the subject matter as imposed by any Government contract or the provisions of existing laws relating to espionage and the national security or the export of technical data. Licensees should apprise themselves of current regulations especially with respect to certain countries, of other agencies, particularly the Office of Defense Trade Controls, Department of State (with respect to Arms, Munitions and Implements of War (22 CFR 121-128)); the Bureau of Industry and Security, Department of Commerce (15 CFR parts 730-774); the Office of Foreign AssetsControl, Department of Treasury (31 CFR Parts 500+) and the Department of Energy.

NOT GRANTED

No license under 35 U.S.C. 184 has been granted at this time, if the phrase "IF REQUIRED, FOREIGN FILING LICENSE GRANTED" DOES NOT appear on this form. Applicant may still petition for a license under 37 CFR 5.12, if a license is desired before the expiration of 6 months from the filing date of the application. If 6 months has lapsed from the filing date of this application and the licensee has not received any indication of a secrecy order under 35 U.S.C. 181, the licensee may foreign file the application pursuant to 37 CFR 5.15(b).

SelectUSA

The United States represents the largest, most dynamic marketplace in the world and is an unparalleled location for business investment, innovation, and commercialization of new technologies. The U.S. offers tremendous resources and advantages for those who invest and manufacture goods here. Through SelectUSA, our nation works to promote and facilitate business investment. SelectUSA provides information assistance to the international investor community; serves as an ombudsman for existing and potential investors; advocates on behalf of U.S. cities, states, and regions competing for global investment; and counsels U.S. economic development organizations on investment attraction best practices. To learn more about why the United States is the best country in the world to develop

technology, manufacture products, deliver services, and grow your business, visit http://www.SelectUSA.gov or call +1-202-482-6800.

UNITED STATES PATENT AND TRADEMARK OFFICE

UNITED STATES DEPARTMENT OF COMMERCE
United States Patent and Trademark Office
Address: COMMISSIONER FOR PATENTS
P.O. Box 1450
Alexandria, Virginia 22313-1450
www.uspto.gov

APPLICATION NO.	FILING DATE	FIRST NAMED INVENTOR	ATTORNEY DOCKET NO.	CONFIRMATION NO.
17/339,527	06/04/2021	Gregory Porreca	MLBS-001C02US 344521-2004	1852

58249 7590 04/05/2023
COOLEY LLP
ATTN: IP Docketing Department
1299 Pennsylvania Avenue, NW
Suite 700
Washington, DC 20004

EXAMINER
STRZELECKA, TERESA E

ART UNIT	PAPER NUMBER
1637	

NOTIFICATION DATE	DELIVERY MODE
04/05/2023	ELECTRONIC

Please find below and/or attached an Office communication concerning this application or proceeding.

The time period for reply, if any, is set in the attached communication.

Notice of the Office communication was sent electronically on above-indicated "Notification Date" to the following e-mail address(es):

zIPPatentDocketingMailboxUS@cooley.com

PTOL-90A (Rev. 04/07)

Office Action Summary	Application No. 17/339,527	Applicant(s) Porreca et al.	
	Examiner TERESA E STRZELECKA	Art Unit 1637	AIA (FITF) Status No

-- The MAILING DATE of this communication appears on the cover sheet with the correspondence address --

Period for Reply

A SHORTENED STATUTORY PERIOD FOR REPLY IS SET TO EXPIRE 2 MONTHS FROM THE MAILING DATE OF THIS COMMUNICATION.

- Extensions of time may be available under the provisions of 37 CFR 1.136(a). In no event, however, may a reply be timely filed after SIX (6) MONTHS from the mailing date of this communication.
- If NO period for reply is specified above, the maximum statutory period will apply and will expire SIX (6) MONTHS from the mailing date of this communication.
- Failure to reply within the set or extended period for reply will, by statute, cause the application to become ABANDONED (35 U.S.C. § 133). Any reply received by the Office later than three months after the mailing date of this communication, even if timely filed, may reduce any earned patent term adjustment. See 37 CFR 1.704(b).

Status

1)☐ Responsive to communication(s) filed on _____.

☐ A declaration(s)/affidavit(s) under **37 CFR 1.130(b)** was/were filed on _____.

2a)☐ This action is **FINAL.** 2b) ☐ This action is non-final.

3)☐ An election was made by the applicant in response to a restriction requirement set forth during the interview on _____; the restriction requirement and election have been incorporated into this action.

4)☐ Since this application is in condition for allowance except for formal matters, prosecution as to the merits is closed in accordance with the practice under *Ex parte Quayle*, 1935 C.D. 11, 453 O.G. 213.

Disposition of Claims*

5) ☑ Claim(s) 47-71 is/are pending in the application.

5a) Of the above claim(s) _____ is/are withdrawn from consideration.

6) ☐ Claim(s) _____ is/are allowed.

7) ☐ Claim(s) _____ is/are rejected.

8) ☐ Claim(s) _____ is/are objected to.

9) ☑ Claim(s) 47-71 are subject to restriction and/or election requirement

* If any claims have been determined allowable, you may be eligible to benefit from the **Patent Prosecution Highway** program at a participating intellectual property office for the corresponding application. For more information, please see http://www.uspto.gov/patents/init_events/pph/index.jsp or send an inquiry to **PPHfeedback@uspto.gov.**

Application Papers

10)☐ The specification is objected to by the Examiner.

11)☐ The drawing(s) filed on _____ is/are: a)☐ accepted or b)☐ objected to by the Examiner.

Applicant may not request that any objection to the drawing(s) be held in abeyance. See 37 CFR 1.85(a).

Replacement drawing sheet(s) including the correction is required if the drawing(s) is objected to. See 37 CFR 1.121(d).

Priority under 35 U.S.C. § 119

12)☐ Acknowledgment is made of a claim for foreign priority under 35 U.S.C. § 119(a)-(d) or (f).

Certified copies:

a)☐ All b)☐ Some** c)☐ None of the:

1.☐ Certified copies of the priority documents have been received.

2.☐ Certified copies of the priority documents have been received in Application No. _____.

3.☐ Copies of the certified copies of the priority documents have been received in this National Stage application from the International Bureau (PCT Rule 17.2(a)).

** See the attached detailed Office action for a list of the certified copies not received.

Attachment(s)

1) ☐ Notice of References Cited (PTO-892)

2) ☐ Information Disclosure Statement(s) (PTO/SB/08a and/or PTO/SB/08b) Paper No(s)/Mail Date _____.

3) ☐ Interview Summary (PTO-413) Paper No(s)/Mail Date _____.

4) ☐ Other: _____.

DETAILED ACTION

Notice of Pre-AIA or AIA Status

1. The present application is being examined under the pre-AIA first to invent provisions.

DETAILED ACTION

Election/Restriction

2. Restriction to one of the following inventions is required under 35 U.S.C. 121:

I. Claims 47-59, drawn to a method comprising:

incorporating a first identifier into a 5′ portion of a nucleic acid template and a second identifier into a 3′ portion of the nucleic acid template;

amplifying the nucleic acid template on the surface of a flow cell to form a cluster attached to the surface of the flow cell;

sequencing to produce sequence data from the cluster; and

discarding the sequence data when the sequence data include identifier sequences from only one of the first identifier and the second identifier, classified in C12Q 2563/179, for example.

II. Claims 60-65, drawn to a method for analyzing a nucleic acid, the method comprising:

attaching a pair of barcodes to a nucleic acid template from a sample;

pooling the template with other samples to form a pooled nucleic acid library in which each sample is tagged with a unique sample-specific pair of barcodes;

hybridizing the library to primers attached to discrete locations on a flow cell;

amplifying the library to form clusters of amplicons attached to the surface;

sequencing amplicons in the cluster to produce sequence data; and

detecting formation of a chimeric molecule among the clusters when the sequence data include a mismatched barcode pair, classified in C12Q 2525/179, for example.

Group III. Claims 66-71, drawn to a method for validating the sequence of a nucleic acid analyte of interest in a multiplex sequencing reaction, the method comprising:

i) detecting the presence of two or more identifier sequences that are uniquely associated with the nucleic acid analyte of interest,

wherein at least a first identifier sequence is incorporated into a 5' portion of the nucleic acid analyte of interest and wherein at least a second identifier sequence is incorporated into a 3' portion of the nucleic acid analyte of interest, and

wherein the first and second identifier sequences have four or more nucleotides and are different;

ii) sequencing the first identifier sequence, the nucleic acid analyte of interest and the second identifier sequence; and

iii) validating the sequence of the nucleic acid analyte of interest by analyzing both identifiers and excluding the sequences of those nucleic acid analytes of interest containing only one identifier or an incorrect pair of identifiers from sequence analysis of the multiplex sequencing reaction, classified in C12Q 1/6869, for example.

The inventions are independent or distinct, each from the other because:

3. Inventions I-III are unrelated. Inventions are unrelated if it can be shown that they are not disclosed as capable of use together and they have different designs, modes of operation, and

effects (MPEP § 802.01 and § 806.06). In the instant case, the different inventions are directed to methods with different method steps, materials and goals.

Therefore, each method is divergent in materials and steps. For these reasons the Inventions I-III are patentably distinct. Furthermore, the distinct steps and products require separate and distinct searches. The inventions of Groups I-III have a separate status in the art as shown by their different classifications. As such, it would be burdensome to search the inventions of Groups I-III together.

4. Restriction for examination purposes as indicated is proper because all the inventions listed in this action are independent or distinct for the reasons given above and there would be a serious search and/or examination burden if restriction were not required because one or more of the following reasons apply:

Because these inventions are distinct for the reasons given above, have acquired a separate status in the art as shown by their different classification, and the search required for each group is not required for the other groups because each group requires a different non-patent literature search due to each group comprising different products and/or method steps, restriction for examination purposes as indicated is proper.

Applicant is advised that the reply to this requirement to be complete must include (i) an election of an invention to be examined even though the requirement may be traversed (37 CFR 1.143) **and (ii) identification of the claims encompassing the elected invention**.

The election of an invention may be made with or without traverse. To reserve a right to petition, the election must be made with traverse. If the reply does not distinctly and specifically point out supposed errors in the restriction requirement, the election shall be treated as an election without traverse. Traversal must be presented at the time of election in order to be

considered timely. Failure to timely traverse the requirement will result in the loss of right to petition under 37 CFR 1.144. If claims are added after the election, applicant must indicate which of these claims are readable upon the elected invention.

Should applicant traverse on the ground that the inventions are not patentably distinct, applicant should submit evidence or identify such evidence now of record showing the inventions to be obvious variants or clearly admit on the record that this is the case. In either instance, if the examiner finds one of the inventions unpatentable over the prior art, the evidence or admission may be used in a rejection under 35 U.S.C. 103 or pre-AIA 35 U.S.C. 103(a) of the other invention.

5. This application contains claims directed to the following patentably distinct species:

Group I

Species of further method steps

A) further comprising pooling the template with other samples in which unique pairs of barcode sequences have been attached to nucleic acids (claim 48),

B) further comprising hybridizing the nucleic acids to primers at discrete locations on the flow cell (claim 49, 50),

C) wherein the sequencing step comprises: contacting the cluster with a primer, polymerase, and labeled nucleotides under conditions that permit the polymerase to add labeled nucleotides to the primer in a template-dependent manner; and detecting signals from the labeled nucleotide to thereby determines the sequence of nucleic acid in the cluster,

wherein the labeled nucleotides are modified nucleotides having 3′ blocks blocking their 3′-OH groups and the sequencing step further comprises: incorporating, with the polymerase, a modified nucleotide into a growing polynucleotide chain complementary to the region of the

template being sequenced; recording the identity of the incorporated modified nucleotide; and removing the 3′ block form the incorporated modified nucleotide (claim 54).

Species of identifiers

D) the first and second identifiers are the same (claim 51),

E) the first and second identifiers are different (claim 52),

F) the first and second identifiers are first and second barcode sequences that are attached to the template (claims 55, 56).

G) the barcodes are designed to have no homopolymeric regions (claim 59).

6. The species are independent or distinct because the claims to the different species recite the mutually exclusive characteristics of such specie. In addition, these species are not obvious variants of each other based on the current record.

Applicant is required under 35 U.S.C. 121 to elect a single disclosed species from each of the sets of species if Group I is elected, or a single grouping of patentably indistinct species, for prosecution on the merits to which the claims shall be restricted if no generic claim is finally held to be allowable. Currently, claim 47 is generic.

There is a search and/or examination burden for the patentably distinct species as set forth above because at least the following reason(s) apply:

The species require a different field of search (e.g., searching different classes/subclasses or electronic resources, or employing different search queries); and/or the prior art applicable to one species would not likely be applicable to another species; and/or the species are likely to raise different non-prior art issues under 35 U.S.C. 101 and/or 35 U.S.C. 112, first paragraph.

Applicant is advised that the reply to this requirement to be complete must include (i) an election of a species to be examined even though the requirement may be traversed (37

CFR 1.143) **and (ii) identification of the claims encompassing the elected species or grouping of patentably indistinct species**, including any claims subsequently added. An argument that a claim is allowable or that all claims are generic is considered nonresponsive unless accompanied by an election.

The election may be made with or without traverse. To preserve a right to petition, the election must be made with traverse. If the reply does not distinctly and specifically point out supposed errors in the election of species requirement, the election shall be treated as an election without traverse. Traversal must be presented at the time of election in order to be considered timely. Failure to timely traverse the requirement will result in the loss of right to petition under 37 CFR 1.144. If claims are added after the election, applicant must indicate which of these claims are readable on the elected species or grouping of patentably indistinct species.

Should applicant traverse on the ground that the species, or groupings of patentably indistinct species from which election is required, are not patentably distinct, applicant should submit evidence or identify such evidence now of record showing them to be obvious variants or clearly admit on the record that this is the case. In either instance, if the examiner finds one of the species unpatentable over the prior art, the evidence or admission may be used in a rejection under 35 U.S.C. 103 or pre-AIA 35 U.S.C. 103(a) of the other species.

Upon the allowance of a generic claim, applicant will be entitled to consideration of claims to additional species which depend from or otherwise require all the limitations of an allowable generic claim as provided by 37 CFR 1.141.

7. Applicant is reminded that upon the cancellation of claims to a non-elected invention, the inventorship must be corrected in compliance with 37 CFR 1.48(a) if one or more of the currently named inventors is no longer an inventor of at least one claim remaining in the

application. A request to correct inventorship under 37 CFR 1.48(a) must be accompanied by an application data sheet in accordance with 37 CFR 1.76 that identifies each inventor by his or her legal name and by the processing fee required under 37 CFR 1.17(i).

Conclusion

Any inquiry concerning this communication or earlier communications from the examiner should be directed to TERESA E STRZELECKA whose telephone number is (571)272-0789. The examiner can normally be reached M-F 9-7.

Examiner interviews are available via telephone, in-person, and video conferencing using a USPTO supplied web-based collaboration tool. To schedule an interview, applicant is encouraged to use the USPTO Automated Interview Request (AIR) at http://www.uspto.gov/interviewpractice.

If attempts to reach the examiner by telephone are unsuccessful, the examiner's supervisor, Gary Benzion can be reached on 571-272-0782. The fax phone number for the organization where this application or proceeding is assigned is 571-273-8300.

Information regarding the status of published or unpublished applications may be obtained from Patent Center. Unpublished application information in Patent Center is available to registered users. To file and manage patent submissions in Patent Center, visit: https://patentcenter.uspto.gov. Visit https://www.uspto.gov/patents/apply/patent-center for more information about Patent Center and https://www.uspto.gov/patents/docx for information about filing in DOCX format. For additional questions, contact the Electronic Business Center (EBC) at 866-217-9197 (toll-free). If you would like assistance from a USPTO Customer Service Representative, call 800-786-9199 (IN USA OR CANADA) or 571-272-1000.

/TERESA E STRZELECKA/
Primary Examiner, Art Unit 1637
March 31, 2023

Docket No.: MLBS-001/C02US 344251-2004
(PATENT)

IN THE UNITED STATES PATENT AND TRADEMARK OFFICE

First Inventor:	Gregory PORRECA	Confirmation No.:	1852
Application No.:	17/339,527	Group Art Unit:	1637
Filed:	June 4, 2021	Examiner:	Teresa E. STRZELECKA

For: METHODS FOR MAINTAINING THE INTEGRITY AND IDENTIFICATION OF A NUCLEIC ACID TEMPLATE IN A MULTIPLEX SEQUENCING REACTION

Commissioner for Patents
P.O. Box 1450
Alexandria, VA 22313-1450

RESPONSE TO RESTRICTION REQUIREMENT

In response to the Restriction Requirement dated April 5, 2023, to which the deadline for responding is June 5, 2023, Applicant hereby elects Group III drawn to a method for validating the sequence of a nucleic acid analyte of interest in a multiplex sequencing reaction without prejudice. Claims 66-71 read on the election.

The Director is hereby authorized to charge any appropriate fees under 37 C.F.R. §§1.16, 1.17, and 1.21 that may be required by this paper, and to credit any overpayment, to Deposit Account No. 50-1283 **referencing Docket No. MLBS-001/C02US 344251-2004.**

Dated: April 14, 2023

Respectfully submitted,
COOLEY LLP

Electronic signature: /Matthew Pavao/
Matthew Pavao
Registration No.: 50,572

USPTO CUSTOMER NO. 58249
COOLEY LLP
ATTN: IP Docketing Department
1299 Pennsylvania Avenue NW, Suite 700
Washington, DC 20004

Tel: (617) 937-2300
Fax: (202) 842-7899

Electronic Acknowledgement Receipt

EFS ID:	47845272
Application Number:	17339527
International Application Number:	
Confirmation Number:	1852
Title of Invention:	METHODS FOR MAINTAINING THE INTEGRITY AND IDENTIFICATION OF A NUCLEIC ACID TEMPLATE IN A MULTIPLEX SEQUENCING REACTION
First Named Inventor/Applicant Name:	Gregory Porreca
Customer Number:	58249
Filer:	Matthew Pavao/Jody Begley
Filer Authorized By:	Matthew Pavao
Attorney Docket Number:	MLBS-001C02US 344251-2004
Receipt Date:	14-APR-2023
Filing Date:	04-JUN-2021
Time Stamp:	14:27:37
Application Type:	Utility under 35 USC 111(a)

Payment information:

Submitted with Payment	no

File Listing:

Document Number	Document Description	File Name	File Size(Bytes)/ Message Digest	Multi Part /.zip	Pages (if appl.)
1	Response to Election / Restriction Filed	MLBS-001_C02US_Restriction_response.pdf	99620 f0b5b2dfd843693979371be34e7a7d2325807d94	no	1

Warnings:

Information:	
Total Files Size (in bytes):	99620

This Acknowledgement Receipt evidences receipt on the noted date by the USPTO of the indicated documents, characterized by the applicant, and including page counts, where applicable. It serves as evidence of receipt similar to a Post Card, as described in MPEP 503.

New Applications Under 35 U.S.C. 111
If a new application is being filed and the application includes the necessary components for a filing date (see 37 CFR 1.53(b)-(d) and MPEP 506), a Filing Receipt (37 CFR 1.54) will be issued in due course and the date shown on this Acknowledgement Receipt will establish the filing date of the application.
National Stage of an International Application under 35 U.S.C. 371
If a timely submission to enter the national stage of an international application is compliant with the conditions of 35 U.S.C. 371 and other applicable requirements a Form PCT/DO/EO/903 indicating acceptance of the application as a national stage submission under 35 U.S.C. 371 will be issued in addition to the Filing Receipt, in due course.
New International Application Filed with the USPTO as a Receiving Office
If a new international application is being filed and the international application includes the necessary components for an international filing date (see PCT Article 11 and MPEP 1810), a Notification of the International Application Number and of the International Filing Date (Form PCT/RO/105) will be issued in due course, subject to prescriptions concerning national security, and the date shown on this Acknowledgement Receipt will establish the international filing date of the application.

UNITED STATES PATENT AND TRADEMARK OFFICE

UNITED STATES DEPARTMENT OF COMMERCE
United States Patent and Trademark Office
Address: COMMISSIONER FOR PATENTS
P.O. Box 1450
Alexandria, Virginia 22313-1450
www.uspto.gov

APPLICATION NO.	FILING DATE	FIRST NAMED INVENTOR	ATTORNEY DOCKET NO.	CONFIRMATION NO.
17/339,527	06/04/2021	Gregory Porreca	MLBS-001C02US 344251-2004	1852

58249 7590 06/01/2023
COOLEY LLP
ATTN: IP Docketing Department
1299 Pennsylvania Avenue, NW
Suite 700
Washington, DC 20004

EXAMINER
STRZELECKA, TERESA E

ART UNIT	PAPER NUMBER
1637	

NOTIFICATION DATE	DELIVERY MODE
06/01/2023	ELECTRONIC

Please find below and/or attached an Office communication concerning this application or proceeding.

The time period for reply, if any, is set in the attached communication.

Notice of the Office communication was sent electronically on above-indicated "Notification Date" to the following e-mail address(es):

zIPPatentDocketingMailboxUS@cooley.com

PTOL-90A (Rev. 04/07)

Office Action Summary	Application No. 17/339,527	Applicant(s) Porreca et al.	
	Examiner TERESA E STRZELECKA	Art Unit 1637	AIA (FITF) Status No

-- The MAILING DATE of this communication appears on the cover sheet with the correspondence address --

Period for Reply

A SHORTENED STATUTORY PERIOD FOR REPLY IS SET TO EXPIRE 3 MONTHS FROM THE MAILING DATE OF THIS COMMUNICATION.

- Extensions of time may be available under the provisions of 37 CFR 1.136(a). In no event, however, may a reply be timely filed after SIX (6) MONTHS from the mailing date of this communication.
- If NO period for reply is specified above, the maximum statutory period will apply and will expire SIX (6) MONTHS from the mailing date of this communication.
- Failure to reply within the set or extended period for reply will, by statute, cause the application to become ABANDONED (35 U.S.C. § 133). Any reply received by the Office later than three months after the mailing date of this communication, even if timely filed, may reduce any earned patent term adjustment. See 37 CFR 1.704(b).

Status

1)☑ Responsive to communication(s) filed on 14 April 2023.

☐ A declaration(s)/affidavit(s) under **37 CFR 1.130(b)** was/were filed on _____.

2a)☐ This action is **FINAL.** 2b) ☑ This action is non-final.

3)☐ An election was made by the applicant in response to a restriction requirement set forth during the interview on _____; the restriction requirement and election have been incorporated into this action.

4)☐ Since this application is in condition for allowance except for formal matters, prosecution as to the merits is closed in accordance with the practice under *Ex parte Quayle*, 1935 C.D. 11, 453 O.G. 213.

Disposition of Claims*

5) ☑ Claim(s) 47-71 is/are pending in the application.

5a) Of the above claim(s) 47-65 is/are withdrawn from consideration.

6) ☐ Claim(s) _____ is/are allowed.

7) ☑ Claim(s) 66-71 is/are rejected.

8) ☐ Claim(s) _____ is/are objected to.

9) ☐ Claim(s) _____ are subject to restriction and/or election requirement

* If any claims have been determined allowable, you may be eligible to benefit from the **Patent Prosecution Highway** program at a participating intellectual property office for the corresponding application. For more information, please see http://www.uspto.gov/patents/init_events/pph/index.jsp or send an inquiry to **PPHfeedback@uspto.gov.**

Application Papers

10)☐ The specification is objected to by the Examiner.

11)☑ The drawing(s) filed on 06/04/2021 is/are: a)☑ accepted or b)☐ objected to by the Examiner.

Applicant may not request that any objection to the drawing(s) be held in abeyance. See 37 CFR 1.85(a).

Replacement drawing sheet(s) including the correction is required if the drawing(s) is objected to. See 37 CFR 1.121(d).

Priority under 35 U.S.C. § 119

12)☐ Acknowledgment is made of a claim for foreign priority under 35 U.S.C. § 119(a)-(d) or (f).

Certified copies:

a)☐ All b)☐ Some** c)☐ None of the:

1.☐ Certified copies of the priority documents have been received.

2.☐ Certified copies of the priority documents have been received in Application No. _____.

3.☐ Copies of the certified copies of the priority documents have been received in this National Stage application from the International Bureau (PCT Rule 17.2(a)).

** See the attached detailed Office action for a list of the certified copies not received.

Attachment(s)

1) ☐ Notice of References Cited (PTO-892)

2) ☑ Information Disclosure Statement(s) (PTO/SB/08a and/or PTO/SB/08b) Paper No(s)/Mail Date 9/02/21.

3) ☐ Interview Summary (PTO-413) Paper No(s)/Mail Date _____.

4) ☐ Other: _____.

DETAILED ACTION

Notice of Pre-AIA or AIA Status

1. The present application is being examined under the pre-AIA first to invent provisions.

Election/Restrictions

2. Applicant's election of Group III (claims 66-71) in the reply filed on April 14, 2023 is acknowledged. Because applicant did not distinctly and specifically point out the supposed errors in the restriction requirement, the election has been treated as an election without traverse (MPEP § 818.01(a)).

3. Claims 47-65 are withdrawn from further consideration pursuant to 37 CFR 1.142(b) as being drawn to nonelected inventions, there being no allowable generic or linking claim. Election was made **without** traverse in the reply filed on April 14, 2023.

4. Claims 66-71 are under consideration.

Information Disclosure Statement

5. The information disclosure statement (IDS) submitted on September 2, 2021 is in compliance with the provisions of 37 CFR 1.97. Accordingly, the information disclosure statement is being considered by the examiner.

Double Patenting

6. The nonstatutory double patenting rejection is based on a judicially created doctrine grounded in public policy (a policy reflected in the statute) so as to prevent the unjustified or improper timewise extension of the "right to exclude" granted by a patent and to prevent possible harassment by multiple assignees. A nonstatutory double patenting rejection is appropriate where the conflicting claims are not identical, but at least one examined application claim is not patentably distinct from the reference claim(s) because the examined application claim is either

anticipated by, or would have been obvious over, the reference claim(s). See, e.g., *In re Berg*, 140 F.3d 1428, 46 USPQ2d 1226 (Fed. Cir. 1998); *In re Goodman*, 11 F.3d 1046, 29 USPQ2d 2010 (Fed. Cir. 1993); *In re Longi*, 759 F.2d 887, 225 USPQ 645 (Fed. Cir. 1985); *In re Van Ornum*, 686 F.2d 937, 214 USPQ 761 (CCPA 1982); *In re Vogel*, 422 F.2d 438, 164 USPQ 619 (CCPA 1970); *In re Thorington*, 418 F.2d 528, 163 USPQ 644 (CCPA 1969).

A timely filed terminal disclaimer in compliance with 37 CFR 1.321(c) or 1.321(d) may be used to overcome an actual or provisional rejection based on nonstatutory double patenting provided the reference application or patent either is shown to be commonly owned with the examined application, or claims an invention made as a result of activities undertaken within the scope of a joint research agreement. See MPEP § 717.02 for applications subject to examination under the first inventor to file provisions of the AIA as explained in MPEP § 2159. See MPEP § 2146 *et seq.* for applications not subject to examination under the first inventor to file provisions of the AIA. A terminal disclaimer must be signed in compliance with 37 CFR 1.321(b).

The filing of a terminal disclaimer by itself is not a complete reply to a nonstatutory double patenting (NSDP) rejection. A complete reply requires that the terminal disclaimer be accompanied by a reply requesting reconsideration of the prior Office action. Even where the NSDP rejection is provisional the reply must be complete. See MPEP § 804, subsection I.B.1. For a reply to a non-final Office action, see 37 CFR 1.111(a). For a reply to final Office action, see 37 CFR 1.113(c). A request for reconsideration while not provided for in 37 CFR 1.113(c) may be filed after final for consideration. See MPEP §§ 706.07(e) and 714.13.

The USPTO Internet website contains terminal disclaimer forms which may be used. Please visit www.uspto.gov/patent/patents-forms. The actual filing date of the application in which the form is filed determines what form (e.g., PTO/SB/25, PTO/SB/26, PTO/AIA/25, or

PTO/AIA/26) should be used. A web-based eTerminal Disclaimer may be filled out completely online using web-screens. An eTerminal Disclaimer that meets all requirements is auto-processed and approved immediately upon submission. For more information about eTerminal Disclaimers, refer to www.uspto.gov/patents/apply/applying-online/eterminal-disclaimer.

7. Claims 66-71 are rejected on the ground of nonstatutory double patenting as being unpatentable over claims 1-4, 7 and 8 of U.S. Patent No. 11,041,852 in view of Parameswaran et al. (Nucl. Acids Res., vol. 35, e130, pp. 1-9, 2007; cited in the IDS).

Claim 66 of the instant application is drawn to a method for validating the sequence of a nucleic acid analyte of interest in a multiplex sequencing reaction, the method comprising:

i) detecting the presence of two or more identifier sequences that are uniquely associated with the nucleic acid analyte of interest,

wherein at least a first identifier sequence is incorporated into a 5' portion of the nucleic acid analyte of interest and wherein at least a second identifier sequence is incorporated into a 3' portion of the nucleic acid analyte of interest, and

wherein the first and second identifier sequences have four or more nucleotides and are different;

ii) sequencing the first identifier sequence, the nucleic acid analyte of interest and the second identifier sequence; and

iii) validating the sequence of the nucleic acid analyte of interest by analyzing both identifiers and excluding the sequences of those nucleic acid analytes of interest containing only one identifier or an incorrect pair of identifiers from sequence analysis of the multiplex sequencing reaction.

Claim 1 of the '852 patent is drawn to a method for reducing template cross-over error introduced during sequencing workflow, the method comprising the steps of

incorporating at least two members of a plurality of identifier sequences into template nucleic acids obtained from at least two different samples, wherein said two members constitute a distinct pair associated with said template;

combining said nucleic acid templates into a single sample;

amplifying said nucleic acid templates on a surface of a flow cell thereby to form clusters, at least one of which comprises a chimeric sequence comprising a combination of identifier sequences that are different than any of said distinct pairs;

sequencing amplicons obtained in said amplifying step; and

discarding sequence reads obtained in said sequencing step that contain said combination of identifier sequences that are different than any of said distinct pairs, thereby to reduce cross-over error

Claim 4 of the '852 patent is drawn to the method of claim 1, wherein a first identifier sequence is incorporated into a 5′ portion of the template, and a second identifier sequence is incorporated into a 3′ portion of the template.

Therefore claim 4 of the '852 patent teaches the limitations of instant claim 66 with the exception of the identifiers being at least 4 nucleotides long and being different.

Regarding claims 66, 69 and 70, Parameswaran et al. teach barcoding nucleic acid templates for multiplex sequencing of pooled samples by using two barcodes, one in the 5' portion and the other in the 3' portion of the target nucleic acid, the barcodes being 10 bp long, being different and without homopolymeric regions. Parameswaran et al. teach that sequencing

reads with mismatched barcodes are present in the final sequencing product. (Fig. 1; page 2, paragraphs 2 and 4; page 3-8; Table 2 on page 7).

It would have been *prima facie* obvious to one of ordinary skill in the art at the time of the invention to have used the barcodes of Parameswaran et al. in the method of the '852 patent. The motivation to do so is provided by Parameswaran et al. (Abstract):

"Multiplexed high-throughput pyrosequencing is currently limited in complexity (number of samples sequenced in parallel), and in capacity (number of sequences obtained per sample). Physical-space segregation of the sequencing platform into a fixed number of channels allows limited multiplexing, but obscures available sequencing space. To overcome these limitations, we have devised a novel barcoding approach to allow for pooling and sequencing of DNA from independent samples, and to facilitate subsequent segregation of sequencing capacity. Forty-eight forward–reverse barcode pairs are described: each forward and each reverse barcode unique with respect to at least 4 nt positions. With improved read lengths of pyrosequencers, combinations of forward and reverse barcodes may be used to sequence from as many as n2 independent libraries for each set of 'n' forward and 'n' reverse barcodes, for each defined set of cloning-linkers. In two pilot series of barcoded sequencing using the GS20 Sequencer (454/Roche), we found that over 99.8% of obtained sequences could be assigned to 25 independent, uniquely barcoded libraries based on the presence of either a perfect forward or a perfect reverse barcode. The false-discovery rate, as measured by the percentage of sequences with unexpected perfect pairings of unmatched forward and reverse barcodes, was estimated to be <0.005%."

Instant claims 67 and 68 are obvious over claims 2 and 3 of the '852 patent and Parameswaran et al., and instant claim 71 is obvious over claims 7 and 8 and Parameswaran et al.

8. No claims are allowed.

Conclusion

Any inquiry concerning this communication or earlier communications from the examiner should be directed to TERESA E STRZELECKA whose telephone number is (571)272-0789. The examiner can normally be reached M-F 9-7.

Examiner interviews are available via telephone, in-person, and video conferencing using a USPTO supplied web-based collaboration tool. To schedule an interview, applicant is encouraged to use the USPTO Automated Interview Request (AIR) at http://www.uspto.gov/interviewpractice.

If attempts to reach the examiner by telephone are unsuccessful, the examiner's supervisor, Gary Benzion can be reached on 571-272-0782. The fax phone number for the organization where this application or proceeding is assigned is 571-273-8300.

Information regarding the status of published or unpublished applications may be obtained from Patent Center. Unpublished application information in Patent Center is available to registered users. To file and manage patent submissions in Patent Center, visit: https://patentcenter.uspto.gov. Visit https://www.uspto.gov/patents/apply/patent-center for more information about Patent Center and https://www.uspto.gov/patents/docx for information about filing in DOCX format. For additional questions, contact the Electronic Business Center (EBC) at 866-217-9197 (toll-free). If you would like assistance from a USPTO Customer Service Representative, call 800-786-9199 (IN USA OR CANADA) or 571-272-1000.

/TERESA E STRZELECKA/
Primary Examiner, Art Unit 1637
May 25, 2023

Search Notes	Application/Control No.	Applicant(s)/Patent Under Reexamination
	17/339,527	Porreca et al.
	Examiner	**Art Unit**
	TERESA E STRZELECKA	1637

CPC - Searched*		
Symbol	**Date**	**Examiner**
C12Q1/6869 OR C12Q2525/179) plus text search	05/24/2023	/TS/

CPC Combination Sets - Searched*		
Symbol	**Date**	**Examiner**

US Classification - Searched*			
Class	**Subclass**	**Date**	**Examiner**

* See search history printout included with this form or the SEARCH NOTES box below to determine the scope of the search.

Search Notes		
Search Notes	**Date**	**Examiner**
Google	05/23/2023	/TS/
IDS (9/2/21)	05/23/2023	/TS/
Inventor name search	05/24/2023	/TS/
PE2E	05/24/2023	/TS/

Interference Search			
US Class/CPC Symbol	**US Subclass/CPC Group**	**Date**	**Examiner**
	C12Q1/6869 OR C12Q2525/179) plus text search	05/24/2023	/TS/

Index of Claims	Application/Control No.	Applicant(s)/Patent Under Reexamination
	17/339,527	Porreca et al.
	Examiner	**Art Unit**
	TERESA E STRZELECKA	1637

✓	Rejected	-	Cancelled	N	Non-Elected	A	Appeal
=	Allowed	÷	Restricted	I	Interference	O	Objected

CLAIMS

☐ Claims renumbered in the same order as presented by applicant ☐ CPA ☐ T.D. ☐ R.1.47

CLAIM		DATE								
Final	Original	05/25/2023								
	47	N								
	48	N								
	49	N								
	50	N								
	51	N								
	52	N								
	53	N								
	54	N								
	55	N								
	56	N								
	57	N								
	58	N								
	59	N								
	60	N								
	61	N								
	62	N								
	63	N								
	64	N								
	65	N								
	66	✓								
	67	✓								
	68	✓								
	69	✓								
	70	✓								
	71	✓								

PE2E SEARCH - Search History (Prior Art)

Ref #	Hits	Search Query	DBs	Default Operator	Plurals	British Equivalents	Time Stamp
L1	260	(barcod$6 OR index$5 OR tag$8) near3 (swap$8 OR hop$7 OR cross$8) AND (two OR double OR multiple) near3 (index$8 OR barcod$8 OR tag$7) AND ((C12Q1/6869 OR C12Q2525/179).cpc.)	(US-PGPUB; USPAT; DERWENT)	ADJ	ON	ON	2023/05/24 01:57 PM
L2	246	(barcod$6 OR index$5 OR tag$8 OR identif$7) near3 (swap$8 OR hop$7 OR cross$8) AND (two OR double OR multiple) near3 (index$8 OR barcod$8 OR tag$7 OR identif$7) AND (exclud$8 OR remov$8) near3 (read OR sequence) AND ((C12Q1/6869 OR C12Q2525/179).cpc.)	(US-PGPUB; USPAT; DERWENT)	ADJ	ON	ON	2023/05/24 02:01 PM
L3	22	(barcod$6 OR index$5 OR tag$8 OR identif$7) near3 (swap$8 OR hop$7 OR cross-over) AND (two OR double OR multiple) near3 (index$8 OR barcod$8 OR tag$7 OR identif$7) AND (exclud$8 OR remov$8) near3 (read OR sequence) AND ((C12Q1/6869 OR C12Q2525/179).cpc.)	(US-PGPUB; USPAT; DERWENT)	ADJ	ON	ON	2023/05/24 02:04 PM
L4	0	(barcod$6 OR index$5 OR tag$8 OR identif$7) near3 (swap$8 OR hop$7 OR cross-over) AND multiplex$7 near3 sequencingAND (exclud$8 OR remov$8) near3 (read OR sequence) AND ((C12Q1/6869 OR C12Q2525/179).cpc.)	(US-PGPUB; USPAT; DERWENT)	ADJ	ON	ON	2023/05/24 02:06 PM
L5	22	(barcod$6 OR index$5 OR tag$8 OR identif$7) near3 (swap$8 OR hop$7 OR cross-over) AND multiplex$7 near3 sequencing AND	(US-PGPUB; USPAT; DERWENT)	ADJ	ON	ON	2023/05/24 02:06 PM

		(exclud$8 OR remov$8) near3 (read OR sequence) AND ((C12Q1/6869 OR C12Q2525/179).cpc.)					
L6	52	(barcod$6 OR index$5 OR tag$8 OR identif$7) near3 (swap$8 OR hop$7 OR cross-over) AND multiplex$7 near3 sequencing AND (exclud$8 OR remov$8) near3 (read OR sequence) AND ((C12Q1/6869 OR C12Q2525/179).cpc.)	(FIT (AU, AP, AT, BE, BG, BR, BY, CA, CH, CN, CS, CU, CZ, DD, DE, DK, EA, EE, EP, ES, FI, FR, GB, HR, HU, ID, IE, IL, IS, IT, JP, KR, LT, LU, LV, MA, OA, RU, SU, WO, MC, MD, MY, NL, NO, NZ, PH, PL, PT, RO, RS, SE, SG, SI, SK, TH, TN, TR, TW, UA, VN); EPO; JPO)	ADJ	ON	ON	2023/05/24 02:07 PM
L7	58	(barcod$6 OR index$5 OR tag$8 OR identif$7) near3 (swap$8 OR hop$7 OR cross-over) AND multiplex$7 near3 sequencing AND (exclud$8 OR remov$8) near3 (read OR sequence)	(US-PGPUB; USPAT; DERWENT)	ADJ	ON	ON	2023/05/24 02:08 PM
L8	91	(barcod$6 OR index$5 OR tag$8 OR identif$7) near3 (swap$8 OR hop$7 OR cross-over) AND multiplex$7 near3 sequencing	(US-PGPUB; USPAT; DERWENT)	ADJ	ON	ON	2023/05/24 02:09 PM
L9	149	(barcod$6 OR index$5 OR tag$8 OR identif$7) near3 (swap$8 OR hop$7 OR cross-over) AND multiplex$7 near3 sequencing	(FIT (AP, AT, AU, BE, BG, BR, BY, CA, CH, CN, CS, CU, CZ, DD, DE, DK, EA, EE, EP, ES, FI, FR, GB, HR, HU, ID, IE, IL, IS, IT, JP, KR, LT, LU, LV, MA, MC, MD, MY, NL, NO, NZ, OA, PH, PL, PT, RO, RS, RU, SE, SG, SI, SK, SU, TH, TN, TR, TW, UA, VN, WO); EPO; JPO)	ADJ	ON	ON	2023/05/24 02:10 PM
L10	364	("10066259"|"10202637"|"10227635"|"10604799"|"10683533"|"20010007742"|"20010046673"|"20020001800"|"20020040216"|"20020042052"|"20020091666"|"20020164629"|"20020172954"|"20020182609"|"20020187496"|"200201906	(US-PGPUB; USPAT; USOCR)	ADJ	ON	ON	2023/05/24 02:12 PM

		63"|"20030166057"|"20 030175709"|"20030177 105"|"20030203370"|"2 0030208454"|"2003022 4384"|"20040029264"|" 20040053275"|"200401 06112"|"20040121373"| "20040142325"|"20040 152108"|"20040161773 "|"20040170965"|"2004 0171051"|"2004017571 9"|"20040197813"|"200 40209299"|"200500033 69"|"20050026204"|"20 050032095"|"20050048 505"|"20050059048"|"2 0050100900"|"2005011 2590"|"20050186589"|" 20050214811"|"200502 44879"|"20050250147"| "20050272065"|"20060 008824"|"20060019304 "|"20060024681"|"2006 0030536"|"2006007889 4"|"20060149047"|"200 60177837"|"200601831 32"|"20060192047"|"20 060195269"|"20060246 500"|"20060263789"|"2 0060281098"|"2006028 6577"|"20060292585"|" 20060292611"|"200700 09925"|"20070020640"| "20070042369"|"20070 092883"|"20070114362 "|"20070128624"|"2007 0161013"|"2007016298 3"|"20070166705"|"200 70212704"|"200702254 87"|"20070238122"|"20 070244675"|"20070264 653"|"20080003142"|"2 0080014589"|"2008007 6118"|"20080081330"|" 20080085836"|"200800 90239"|"20080125324"| "20080176209"|"20080 269068"|"20080280955 "|"20080293589"|"2009 0009904"|"2009001915 6"|"20090026082"|"200 90029385"|"200900357 77"|"20090042206"|"20 090098551"|"20090099 041"|"20090105081"|"2 0090119313"|"2009012 7589"|"20090129647"|" 20090156412"|"200901					

		63366"|"20090181389"| "20090191565"|"20090 192047"|"20090202984 "|"20090203014"|"2009 0220955"|"2009022697 5"|"20090233814"|"200 90298064"|"200903013 82"|"20090318310"|"20 100035243"|"20100035 252"|"20100063742"|"2 0100069263"|"2010007 6185"|"20100086914"|" 20100086926"|"201001 05107"|"20100137143"| "20100137163"|"20100 143908"|"20100159440 "|"20100188073"|"2010 0196911"|"2010019750 7"|"20100216151"|"201 00216153"|"201002273 29"|"20100248984"|"20 100282617"|"20100285 578"|"20100297626"|"2 0100300559"|"2010030 0895"|"20100301042"|" 20100301398"|"201003 04982"|"20100311061"| "20100330619"|"20110 004413"|"20110009278 "|"20110015863"|"2011 0021366"|"2011003434 2"|"20110092375"|"201 10098193"|"201101175 44"|"20110159499"|"20 110166029"|"20110224 105"|"20110230365"|"2 0110257889"|"2011028 8780"|"20110301042"|" 20120015050"|"201200 21930"|"20120046877"| "20120059594"|"20120 074925"|"20120079980 "|"20120115736"|"2012 0164630"|"2012016520 2"|"20120179384"|"201 20214678"|"201202161 51"|"20120236861"|"20 120245041"|"20120252 020"|"20120252684"|"2 0120258461"|"2012027 0212"|"20120270739"|" 20130129755"|"201301 30921"|"20130178378"| "20130183672"|"20130 222388"|"20130268206 "|"20130268474"|"2013 0274146"|"2013027510 3"|"20130288242"|"201					

		30323730"|"201303320 81"|"20130337447"|"20 130344096"|"20140129 201"|"20140136120"|"2 0140206552"|"2014022 2349"|"20140228226"|" 20140255931"|"201402 74741"|"20140308667"| "20140318274"|"20140 342354"|"20140361022 "|"20150051085"|"2015 0056613"|"2015011120 8"|"20150178445"|"201 50258170"|"201502997 67"|"20150310163"|"20 150354003"|"20160003 812"|"20160034638"|"2 0160068889"|"2016018 8793"|"20160210486"|" 20160251719"|"201700 44610"|"20170129964"| "20170183731"|"20170 275676"|"20180371533 "|"20190233881"|"2020 0181696"|"4683195"|"4 683202"|"4988617"|"50 60980"|"5210015"|"523 4809"|"5242794"|"5348 853"|"5434049"|"54593 07"|"5486686"|"549122 4"|"5494810"|"5567583" |"5583024"|"5604097"|" 5636400"|"5674713"|"5 695934"|"5700673"|"57 01256"|"5830064"|"584 6719"|"5863722"|"5866 337"|"5869252"|"58697 17"|"5871921"|"588878 8"|"5942391"|"5971921" |"5993611"|"5994056"|" 6020127"|"6033854"|"6 033872"|"6100099"|"61 38077"|"6150516"|"617 1785"|"6172214"|"6172 218"|"6197508"|"61975 74"|"6210891"|"622312 8"|"6235472"|"6235475" |"6235501"|"6235502"|" 6258568"|"6274320"|"6 306597"|"6352828"|"63 60235"|"6361940"|"640 3320"|"6462254"|"6489 105"|"6558928"|"65699 20"|"6582938"|"658593 8"|"6613516"|"6714874" |"6716580"|"6719449"|" 6818395"|"6828100"|"6 833246"|"6858412"|"69				

		11345"|"6913879"|"692 7024"|"6941317"|"6948 843"|"7034143"|"70414 81"|"7049077"|"705702 6"|"7071324"|"7074564" |"7074586"|"7115400"|" 7169560"|"7211390"|"7 232656"|"7244559"|"72 64929"|"7282337"|"729 7518"|"7320860"|"7323 305"|"7335762"|"73515 28"|"7393665"|"751082 9"|"7523117"|"7537889" |"7537897"|"7544473"|" 7582431"|"7598035"|"7 629151"|"7642056"|"76 66593"|"7700323"|"777 4962"|"7776616"|"7790 388"|"7809509"|"78358 71"|"7862999"|"786553 4"|"7883849"|"7957913" |"7960120"|"7985716"|" 7993880"|"8024128"|"8 114027"|"8165821"|"82 09130"|"8283116"|"846 2161"|"8463895"|"8474 228"|"8496166"|"85297 44"|"8738300"|"877860 9"|"8812422"|"8847799" |"8976049"|"9074244"|" 9115387"|"9228233"|"9 292527"|"9535920"|"95 67639"|"9677124"|"RE3 9793"|"RE41780").PN.					
L11	0	L10 AND (barcod$6 OR index$5 OR tag$8 OR identif$7) near3 (swap$8 OR hop$7 OR cross-over) AND multiplex$7 near3 sequencing	(US-PGPUB; USPAT)	ADJ	ON	ON	2023/05/24 02:12 PM
L12	0	L10 AND (barcod$6 OR index$5 OR tag$8 OR identif$7) near3 (swap$8 OR hop$7 OR cross-over)	(US-PGPUB; USPAT)	ADJ	ON	ON	2023/05/24 02:13 PM
L13	18	(Porreca.in. OR Umbarger.in. OR Church.in. OR Molecular Loop Biosciences.asn.) AND (barcod$8 OR index$8 OR tag$8 OR identif$7) near4 (swap$8 OR hop$8 OR cross-over OR crossover OR cross over)	(US-PGPUB; USPAT; USOCR)	ADJ	ON	ON	2023/05/24 02:16 PM

PE2E SEARCH - Search History (Interference)

Ref #	Hits	Search Query	DBs	Default Operator	Plurals	British Equivalents	Time Stamp
N1	22	(barcod$6 OR index$5 OR tag$8 OR identif$7) near3 (swap$8 OR hop$7 OR cross-over) AND multiplex$7 near3 sequencing AND (exclud$8 OR remov$8) near3 (read OR sequence) AND ((C12Q1/6869 OR C12Q2525/179).cpc.)	(US-PGPUB; USPAT)	ADJ	ON	ON	2023/05/24 02:07 PM

Doc code: IDS
Doc description: Information Disclosure Statement (IDS) Filed

PTO/SB/08a (02-18)
Approved for use through 11/30/2020. OMB 0651-0031
U.S. Patent and Trademark Office; U.S. DEPARTMENT OF COMMERCE
Under the Paperwork Reduction Act of 1995, no persons are required to respond to a collection of information unless it contains a valid OMB control number.

INFORMATION DISCLOSURE STATEMENT BY APPLICANT (**Not for submission under 37 CFR 1.99)**		
	Application Number	17339527
	Filing Date	2021-06-04
	First Named Inventor	Gregory Porreca
	Art Unit	N/A
	Examiner Name	Not Yet Assigned Teresa Strzelecka
	Attorney Docket Number	MLB-001/04US 34468/52

U.S.PATENTS Remove

Examiner Initial*	Cite No	Patent Number	Kind Code[1]	Issue Date	Name of Patentee or Applicant of cited Document	Pages,Columns,Lines where Relevant Passages or Relevant Figures Appear
	1					

If you wish to add additional U.S. Patent citation information please click the Add button. Add

U.S.PATENT APPLICATION PUBLICATIONS Remove

Examiner Initial*	Cite No	Publication Number	Kind Code[1]	Publication Date	Name of Patentee or Applicant of cited Document	Pages,Columns,Lines where Relevant Passages or Relevant Figures Appear
	1					

If you wish to add additional U.S. Published Application citation information please click the Add button. Add

FOREIGN PATENT DOCUMENTS Remove

Examiner Initial*	Cite No	Foreign Document Number[3]	Country Code[2] i	Kind Code[4]	Publication Date	Name of Patentee or Applicant of cited Document	Pages,Columns,Lines where Relevant Passages or Relevant Figures Appear	T[5]
	1							

If you wish to add additional Foreign Patent Document citation information please click the Add button Add

NON-PATENT LITERATURE DOCUMENTS Remove

Examiner Initials*	Cite No	Include name of the author (in CAPITAL LETTERS), title of the article (when appropriate), title of the item (book, magazine, journal, serial, symposium, catalog, etc), date, pages(s), volume-issue number(s), publisher, city and/or country where published.	T[5]

EFS Web 2.1.18

ALL REFERENCES CONSIDERED EXCEPT WHERE LINED THROUGH. /T.E.S/

INFORMATION DISCLOSURE STATEMENT BY APPLICANT (Not for submission under 37 CFR 1.99)		
	Application Number	17339527
	Filing Date	2021-06-04
	First Named Inventor	Gregory Porreca
	Art Unit	N/A
	Examiner Name	Not Yet Assigned Teresa Strzelecka
	Attorney Docket Number	MLB-001/04US 34468/52

	1	Zhao, 2009, PGA4genomics for comparative genome assembly based on genetic algorithm optimization, Genomics 94 (4):284-6	
	2	Zheng, 2011, iAssembler: a package for de novo assembly of Roche-454/Sanger transcriptome sequences, BMC Bioinformatics 12:453	
	3	Zhou, 2014, Bias from removing read duplication in ultra-deep sequencing experiments, Bioinformatics 30 (8):1073-1080	
	4	Zhulidov, 2004, Simple cDNA normalization using kamchatka crab duplex-specific nuclease, Nucl Acids Res 32(3): e37, 8 pages	
	5	Zimmerman, 2010, A novel custom resequencing array for dilated cardiomyopathy, Gen Med 12(5):268-78	
	6	Zimran, 1990, A glucocerebrosidase fusion gene in Gaucher disease, J Clin Invest 85:219-222	
	7	Zuckerman, 1987, Efficient methods for attachment of thiol specific probes to the 3'-ends of synthetic oligodeoxyribonucleotides, Nucl Acid Res 15(13):5305-5321	

If you wish to add additional non-patent literature document citation information please click the Add button Add

EXAMINER SIGNATURE

Examiner Signature	/TERESA E STRZELECKA/	Date Considered	05/23/2023

*EXAMINER: Initial if reference considered, whether or not citation is in conformance with MPEP 609. Draw line through a citation if not in conformance and not considered. Include copy of this form with next communication to applicant.

[1] See Kind Codes of USPTO Patent Documents at www.USPTO.GOV or MPEP 901.04. [2] Enter office that issued the document, by the two-letter code (WIPO Standard ST.3). [3] For Japanese patent documents, the indication of the year of the reign of the Emperor must precede the serial number of the patent document. [4] Kind of document by the appropriate symbols as indicated on the document under WIPO Standard ST.16 if possible. [5] Applicant is to place a check mark here if English language translation is attached.

ALL REFERENCES CONSIDERED EXCEPT WHERE LINED THROUGH. /T.E.S/

Doc code: IDS
Doc description: Information Disclosure Statement (IDS) Filed

PTO/SB/08a (02-18)
Approved for use through 11/30/2020. OMB 0651-0031
U.S. Patent and Trademark Office; U.S. DEPARTMENT OF COMMERCE
Under the Paperwork Reduction Act of 1995, no persons are required to respond to a collection of information unless it contains a valid OMB control number.

INFORMATION DISCLOSURE STATEMENT BY APPLICANT (**Not for submission under 37 CFR 1.99)**		
	Application Number	17339527
	Filing Date	2021-06-04
	First Named Inventor	Gregory Porreca
	Art Unit	N/A
	Examiner Name	Not Yet Assigned Teresa Strzelecka
	Attorney Docket Number	MLB-001/04US 34468/52

U.S.PATENTS Remove

Examiner Initial*	Cite No	Patent Number	Kind Code[1]	Issue Date	Name of Patentee or Applicant of cited Document	Pages,Columns,Lines where Relevant Passages or Relevant Figures Appear
	1					

If you wish to add additional U.S. Patent citation information please click the Add button. Add

U.S.PATENT APPLICATION PUBLICATIONS Remove

Examiner Initial*	Cite No	Publication Number	Kind Code[1]	Publication Date	Name of Patentee or Applicant of cited Document	Pages,Columns,Lines where Relevant Passages or Relevant Figures Appear
	1					

If you wish to add additional U.S. Published Application citation information please click the Add button. Add

FOREIGN PATENT DOCUMENTS Remove

Examiner Initial*	Cite No	Foreign Document Number[3]	Country Code[2] i	Kind Code[4]	Publication Date	Name of Patentee or Applicant of cited Document	Pages,Columns,Lines where Relevant Passages or Relevant Figures Appear	T[5]
	1							

If you wish to add additional Foreign Patent Document citation information please click the Add button Add

NON-PATENT LITERATURE DOCUMENTS Remove

Examiner Initials*	Cite No	Include name of the author (in CAPITAL LETTERS), title of the article (when appropriate), title of the item (book, magazine, journal, serial, symposium, catalog, etc), date, pages(s), volume-issue number(s), publisher, city and/or country where published.	T[5]

ALL REFERENCES CONSIDERED EXCEPT WHERE LINED THROUGH. /T.E.S/

INFORMATION DISCLOSURE STATEMENT BY APPLICANT (Not for submission under 37 CFR 1.99)	Application Number	17339527
	Filing Date	2021-06-04
	First Named Inventor	Gregory Porreca
	Art Unit	N/A
	Examiner Name	Not Yet Assigned Teresa Strzelecka
	Attorney Docket Number	MLB-001/04US 34468/52

	1	Sonnhammer, 2002, Orthology, paralogy and proposed classification for paralog subtypes, Trends in Genetics, 18 (12):619-620	
	2	Spanu, 2010, Genome expansion and gene loss in powdery mildew fungi reveal tradeoffs in extreme parasitism, Science 330(6010):1543-46	
	3	Sproat, 1987, The synthesis of protected 5'-mercapto-2',5'-dideoxyribonucleoside-3'-O-phosphoramidites; uses of 5'-mercapto-oligodeoxyribonucleotides, Nucl Acid Res 15:4837-4848	
	4	Streit, 2003, CFTR gene: molecular analysis in patients from South Brazil, Molecular Genetics and Metabolism 78:259-264	
	5	Strom, 2005, Mutation detection, interpretation, and applications in the clinical laboratory setting, Mutat Res 573:160-67	
	6	Summerer, 2009, Enabling technologies of genomic-scale sequence enrichment for targeted high-throughput sequencing, Genomics 94(6):363-8	
	7	Summerer, 2010, Targeted High Throughput Sequencing of a Cancer-Related Exome Subset by Specific Sequence Capture With a Fully Automated Microarray Platform, Genomics 95(4):241-246	
	8	Sunnucks, 1996, Microsatellite and chromosome evolution of parthenogenetic sitobion aphids in Australia, Genetics 144:747-756	
	9	Tan, 2014, Clinical outcome of preimplantation genetic diagnosis and screening using next generation sequencing, GigaScience 3(30):1-9.	
	10	Tarhini, 2018, Predictive and on-treatment monitoring biomarkers in advanced melanoma: Moving toward personalized medicine, Cancer Treatment Reviews, 71:8-18	
	11	Thauvin-Robinet, 2009, The very low penetrance of cystic fibrosis for the R117H mutation: a reappraisal for genetic counseling and newborn screening, J Med Genet 46:752-758	

EFS Web 2.1.18

ALL REFERENCES CONSIDERED EXCEPT WHERE LINED THROUGH. /T.E.S/

INFORMATION DISCLOSURE STATEMENT BY APPLICANT (Not for submission under 37 CFR 1.99)	Application Number	17339527
	Filing Date	2021-06-04
	First Named Inventor	Gregory Porreca
	Art Unit	N/A
	Examiner Name	Not Yet Assigned Teresa Strzelecka
	Attorney Docket Number	MLB-001/04US 34468/52

	12	Thiyagarajan, 2006, PathogenMIPer: a tool for the design of molecular inversion probes to detect multiple pathogens, BMC Bioinformatics 7:500, 10 pages	
	13	Thompson, 1994, Clustal W: improving the sensitivity of progressive mulitple sequence alignment through sequence weighting, position-specific gap penalties and weight matrix choice, Nuc Acids Res 22:4673-80	
	14	Thompson, 2011, The properties and applications of single-molecule DNA sequencing, Genome Biol 12(2):217, 10 pages	
	15	Thorstenson, 1998, An Automated Hydrodynamic Process for Controlled, Unbiased DNA Shearing, Genome Res 8(8): 848-855	
	16	Thorvaldsdottir, 2012, Integrative Genomics Viewer (IGV): high-performance genomics data visualization and exploration, Brief Bioinform 24(2):178-92	
	17	Tkachuk, 1990, Detection of bcr-abl Fusion in Chronic Myelogeneous Leukemia by in Situ Hybridization, Science 250:559-562	
	18	Tobler, 2005, The SNPlex Genotyping System: A Flexible and Scalable Platform for SNP Genotyping, J Biomol Tech 16(4):398-406	
	19	Tokino, 1996, Characterization of the human p57 KIP2 gene: alternative splicing, insertion/deletion polymorphisms in VNTR sequences in the coding region, and mutational analysis, Human Genetics 96:625-31.	
	20	Treangen, 2011, Repetitive DNA and next-generation sequencing: computational challenges and solutions, Nat Rev Gen 13(1):36-46	
	21	Turner, 2009, Massively parallel exon capture and library-free resequencing across 16 genomes, Nat Meth 6:315-316	
	22	Turner, 2009, Methods for genomic partitioning, Ann Rev Hum Gen 10:263-284	

ALL REFERENCES CONSIDERED EXCEPT WHERE LINED THROUGH. /T.E.S/

INFORMATION DISCLOSURE STATEMENT BY APPLICANT (Not for submission under 37 CFR 1.99)	Application Number	17339527
	Filing Date	2021-06-04
	First Named Inventor	Gregory Porreca
	Art Unit	N/A
	Examiner Name	Not Yet Assigned Teresa Strzelecka
	Attorney Docket Number	MLB-001/04US 34468/52

	23	Umbarger, 2013, Detecting contamination in Next Generation DNA sequencing libraries, American Society of Human Genetics 63rd Annual Meeting, Abstract, October 22, 2013, 2 pages	
	24	Umbarger, 2014, Next-generation carrier screening, Gen Med 16(2):132-140	
	25	Veeneman, 2012, Oculus: faster sequence alignment by streaming read compression, BMC Bioinformatics 13:297, 8 pages	
	26	Wahl, 1979, Efficient transfer of large DNA fragments from agarose gels to diazobenzyloxymethyl-paper and rapid hybridization by using dextran sulfate, PNAS 76:3683-3687	
	27	Wallace, 1979, Hybridization of synthetic oligodeoxyribonucteotides to dp x 174DNA:the effect of single base pair mismatch, Nucl Acids Res 6:3543-3557	
	28	Wallace, 1987, Oligonucleotide probes for the screening of recombinant DNA libraries, Meth Enz 152:432-442	
	29	Wang, 2005, Allele quantification using molecular inversion probes (MIP), Nucleic Acids Res 33(21):e183, 14 pages	
	30	Wang, 2007, Analysis of molecular inversion probe performance for allele copy number determination, Genome Biology, 8(11):R246.1 -R246.14	
	31	Warner, 1996, A general method for the detection of large CAG repeat expansions by fluorescent PCR, J Med Genet 33(12):1022-6	
	32	Warren, 2007, Assembling millions of short DNA sequences using SSAKE, Bioinformatics, 23:500-501	
	33	Waszak, 2010, Systematic inference of copy-number genotypes from personal genome sequencing data reveals extensive olfactory gene content diversity, PLoS Comp Biol 6(11):e1000988, 20 pages	

EFS Web 2.1.18

ALL REFERENCES CONSIDERED EXCEPT WHERE LINED THROUGH. /T.E.S/

INFORMATION DISCLOSURE STATEMENT BY APPLICANT (Not for submission under 37 CFR 1.99)	Application Number	17339527
	Filing Date	2021-06-04
	First Named Inventor	Gregory Porreca
	Art Unit	N/A
	Examiner Name	Not Yet Assigned Teresa Strzelecka
	Attorney Docket Number	MLB-001/04US 34468/52

	34	Watson, 2004, Cystic fibrosis population carrier screening: 2004 revision of American College of Medical Genetics mutation panel, Genetics in Medicine 6(5):387-391	
	35	Williams, 2003, Restriction endonucleases classification, properties, and applications, Mol Biotechnol 23(3):225-43	
	36	Wirth, 1999, Quantitative analysis of survival motor neuron copies, Am J Hum Genet 64:1340-1356	
	37	Wittung, 1997, Extended DNA-Recognition Repertoire of Peptide Nucleic Acid (PNA): PNA-dsDNA Triplex Formed with Cytosine-Rich Homopyrimidine PNA, Biochemistry 36:7973-7979	
	38	Wu, 1998, Sequencing regular and labeled oligonucleotides using enzymatic digestion and ionspray mass spectrometry, Anal Biochem 263:129-138	
	39	Wu, 2001, Improved oligonucleotide sequencing by alkaline phosphatase and exonuclease digestions with mass spectrometry, Anal Biochem 290:347-352	
	40	Xu, 2012, FastUniq: A fast de novo duplicates removal tool for paired short reads, PLoS One 7(12):e52249, 6 pages	
	41	Yau, 1996, Accurate diagnosis of carriers of deletions and duplications in Duchenne/Becker muscular dystrophy by fluorescent dosage analysis, J Med Gen 33(7):550-8	
	42	Ye, 2009, Pindel: a pattern growth approach to detect break points of large deletions and medium size insertions from paired-end short reads, Bioinformatics 25(21):2865-2871	
	43	Yershov, 1996, DNA analysis and diagnostics on oligonucleotide microchips, PNAS 93:4913-4918	
	44	Yoo, 2009, Applications of DNA microarray in disease diagnostics, J Microbiol Biotech19(7):635-46	

ALL REFERENCES CONSIDERED EXCEPT WHERE LINED THROUGH. /T.E.S/

INFORMATION DISCLOSURE STATEMENT BY APPLICANT (Not for submission under 37 CFR 1.99)		
	Application Number	17339527
	Filing Date	2021-06-04
	First Named Inventor	Gregory Porreca
	Art Unit	N/A
	Examiner Name	Not Yet Assigned Teresa Strzelecka
	Attorney Docket Number	MLB-001/04US 34468/52

	45	Yoon, 2014, MicroDuMIP: target-enrichment technique for microarray-based duplex molecular inversion probes, Nucl Ac Res 43(5):e28, 9 pages	
	46	Yoshida, 2004, Role of BRCA1 and BRCA2 as regulators of DNA repair, transcription, and cell cycle in response to DNA damage, Cancer Science 95(11)866-71	
	47	Yu, 2007, A novel set of DNA methylation markers in urine sediments for sensitive/specific detection of bladder cancer, Clin Cancer Res 13(24):7296-7304	
	48	Yuan, 1981, Structure and mechanism of multifunctional restriction endonucleases, Ann Rev Biochem 50:285–319	
	49	Zerbino, 2008, Velvet: Algorithms for de novo short read assembly using de Bruijn graphs, Genome Research 18 (5):821-829	
	50	Zhang, 2011, Is Mitochondrial tRNAphe Variant m.593T.Ca Synergistically Pathogenic Mutation in Chinese LHON Families with m.11778G.A? PLoS ONE 6(10):e26511, 8 pages	

If you wish to add additional non-patent literature document citation information please click the Add button Add

EXAMINER SIGNATURE

Examiner Signature	/TERESA E STRZELECKA/	Date Considered	05/23/2023

*EXAMINER: Initial if reference considered, whether or not citation is in conformance with MPEP 609. Draw line through a citation if not in conformance and not considered. Include copy of this form with next communication to applicant.

[1] See Kind Codes of USPTO Patent Documents at www.USPTO.GOV or MPEP 901.04. [2] Enter office that issued the document, by the two-letter code (WIPO Standard ST.3). [3] For Japanese patent documents, the indication of the year of the reign of the Emperor must precede the serial number of the patent document. [4] Kind of document by the appropriate symbols as indicated on the document under WIPO Standard ST.16 if possible. [5] Applicant is to place a check mark here if English language translation is attached.

ALL REFERENCES CONSIDERED EXCEPT WHERE LINED THROUGH. /T.E.S/

Doc code: IDS
Doc description: Information Disclosure Statement (IDS) Filed

PTO/SB/08a (02-18)
Approved for use through 11/30/2020. OMB 0651-0031
U.S. Patent and Trademark Office; U.S. DEPARTMENT OF COMMERCE
Under the Paperwork Reduction Act of 1995, no persons are required to respond to a collection of information unless it contains a valid OMB control number.

INFORMATION DISCLOSURE STATEMENT BY APPLICANT (**Not for submission under 37 CFR 1.99)**		
	Application Number	17339527
	Filing Date	2021-06-04
	First Named Inventor	Gregory Porreca
	Art Unit	N/A
	Examiner Name	Not Yet Assigned Teresa Strzelecka
	Attorney Docket Number	MLB-001/04US 34468/52

U.S.PATENTS Remove

Examiner Initial*	Cite No	Patent Number	Kind Code[1]	Issue Date	Name of Patentee or Applicant of cited Document	Pages,Columns,Lines where Relevant Passages or Relevant Figures Appear
	1					

If you wish to add additional U.S. Patent citation information please click the Add button. Add

U.S.PATENT APPLICATION PUBLICATIONS Remove

Examiner Initial*	Cite No	Publication Number	Kind Code[1]	Publication Date	Name of Patentee or Applicant of cited Document	Pages,Columns,Lines where Relevant Passages or Relevant Figures Appear
	1					

If you wish to add additional U.S. Published Application citation information please click the Add button. Add

FOREIGN PATENT DOCUMENTS Remove

Examiner Initial*	Cite No	Foreign Document Number[3]	Country Code[2] i	Kind Code[4]	Publication Date	Name of Patentee or Applicant of cited Document	Pages,Columns,Lines where Relevant Passages or Relevant Figures Appear	T[5]
	1							

If you wish to add additional Foreign Patent Document citation information please click the Add button Add

NON-PATENT LITERATURE DOCUMENTS Remove

Examiner Initials*	Cite No	Include name of the author (in CAPITAL LETTERS), title of the article (when appropriate), title of the item (book, magazine, journal, serial, symposium, catalog, etc), date, pages(s), volume-issue number(s), publisher, city and/or country where published.	T[5]

ALL REFERENCES CONSIDERED EXCEPT WHERE LINED THROUGH. /T.E.S/

INFORMATION DISCLOSURE STATEMENT BY APPLICANT (Not for submission under 37 CFR 1.99)	Application Number	17339527
	Filing Date	2021-06-04
	First Named Inventor	Gregory Porreca
	Art Unit	N/A
	Examiner Name	Not Yet Assigned Teresa Strzelecka
	Attorney Docket Number	MLB-001/04US 34468/52

	1	Lipman, 1985, Rapid and sensitive protein similarity searches, Science 227(4693):1435-41	
	2	Liu, 2012, Comparison of next-generation sequencing systems, J Biomed Biotech 2012:251364, 12 pages	
	3	Llopis, 1998, Measurement of cytosolic, mitochondrial, and Golgi pH in single living cells with green fluorescent proteins, PNAS 95(12):6803-08	
	4	Ma, 2006, Application of real-time polymerase chain reaction (RT-PCR), J Am Soc 1-15	
	5	MacArthur, 2014, Guidelines for investigating causality of sequence variants in human disease, Nature 508:469-76	
	6	Maddalena, 2005, Technical standards and guidelines: molecular genetic testing for ultra-rare disorders, Genet Med 7:571-83	
	7	Malewicz, 2010, Pregel: a system for large-scale graph processing, Proc. ACM SIGMOD Int Conf Mgmt Data 135-46	
	8	Mamanova, 2010, Target-enrichment strategies for next-generation sequencing, Nat Meth 7(2):111-118	
	9	Margulies, 2005, Genome sequencing in micro-fabricated high-density picotiter reactors, Nature, 437:376-380	
	10	Marras, 1999, Multiplex detection of single-nucleotide variations using molecular beacons, Genetic Analysis: Biomolecular Engineering 14:151, 6 pages	
	11	Maxam, 1977, A new method for sequencing DNA, PNAS, 74:560-564	

EFS Web 2.1.18

ALL REFERENCES CONSIDERED EXCEPT WHERE LINED THROUGH. /T.E.S/

INFORMATION DISCLOSURE STATEMENT BY APPLICANT (Not for submission under 37 CFR 1.99)	Application Number	17339527
	Filing Date	2021-06-04
	First Named Inventor	Gregory Porreca
	Art Unit	N/A
	Examiner Name	Not Yet Assigned Teresa Strzelecka
	Attorney Docket Number	MLB-001/04US 34468/52

	12	May, 1988, How Many Species Are There on Earth?, Science 241(4872):1441-9	
	13	McDonnell, 2007, Antisepsis, disinfection, and sterilization: types, action, and resistance, page 239	
	14	McKenna, 2010, The Genome Analysis Toolkit: A MapReduce framework for analyzing next-generation DNA sequencing data, Genome Research 20:1297-1303	
	15	Messiaen, 1999, Exon 10b of the NF1 gene represents a mutational hotspot and harbors a recurrent missense mutation Y489C associated with aberrant splicing, Genetics in Medicine, 1(6):248-253	
	16	Meyer, 2007, Targeted high-throughput sequencing of tagged nucleic acid samples, Nucleic Acids Research 35(15): e97, 5 pages	
	17	Meyer, 2008, Parallel tagged sequencing on the 454 platform, Nat Protocol 3(2):267-278	
	18	Meyer, 2008, Parallel tagged sequencing on the 454 platform, Nature Protocols, 3(2):267-278	
	19	Miesenbock, 1998, Visualizing secretion and synaptic transmission with pH-sensitive green fluorescent proteins, Nature 394(6689):192-95	
	20	Miller, 2010, Assembly algorithms for next-generation sequencing data, Genomics 95:315-327	
	21	Mills, 2010, Mapping copy number variation by population-scale genome sequencing, Nature 470(7332):59-65	
	22	Miner, 2004, Molecular barcodes detect redundancy and contamination in hairpin-bisulfite PCR, Nucl Acids Res 32 (17):e135, 4 pages	

EFS Web 2.1.18

ALL REFERENCES CONSIDERED EXCEPT WHERE LINED THROUGH. /T.E.S/

INFORMATION DISCLOSURE STATEMENT BY APPLICANT (Not for submission under 37 CFR 1.99)		
	Application Number	17339527
	Filing Date	2021-06-04
	First Named Inventor	Gregory Porreca
	Art Unit	N/A
	Examiner Name	Not Yet Assigned Teresa Strzelecka
	Attorney Docket Number	MLB-001/04US 34468/52

	23	Minton, 2011, Mutation Surveyor: software for DNA sequence analysis, Meth Mol Biol 688:143-53	
	24	Miyake, 2009, PIK3CA gene mutations and umplification in uterine cancers, Canc Lett 261:120-126	
	25	Miyazaki, 2009, Characterization of deletion breakpoints in patients with dystrophinopathy carrying a deletion of exons 45-55 of the Duchenne muscular dystrophy (DMD) gene, J Hum Gen 54:127-30	
	26	Mockler, 2005, Applications of DNA tiling arrays for whole-genome analysis, Genomics 85(1):1-15	
	27	Mohammed, 2012, DELIMINATE-a fast and efficient methods for loss-less compression of genomice sequences, Bioinformatics 28(19):2527-2529	
	28	Moudrianakis, 1965, Base Sequence Determination in Nucleic Acids with the Electron Microscope, III. Chemistry and Microscopy of Guanine-Labeled DNA, PNAS, 53:564-71	
	29	Mullan, 2002, Multiple sequence alignment-the gateway to further analysis, Brief Bioinform 3(3):303-5	
	30	Munne, 2012, Preimplantation genetic diagnosis for aneuploidy and translocations using array comparative genomic hybridization, Curr Genomics 13(6):463-470	
	31	Nan, 2006, A novel CFTR mutation found in a Chinese patient with cystic fibrosis, Chinese Med J 119(2):103-9	
	32	Narang, 1979, Improved phosphotriester method for the synthesis of gene fragments, Meth Enz 68:90-98	
	33	Nelson, 1989, Bifunctional oligonucleotide probes synthesized using a novel CPG support are able to detect single base pair mutations, Nucl Acids Res 17(18):7187-7194	

ALL REFERENCES CONSIDERED EXCEPT WHERE LINED THROUGH. /T.E.S/

INFORMATION DISCLOSURE STATEMENT BY APPLICANT (Not for submission under 37 CFR 1.99)		
	Application Number	17339527
	Filing Date	2021-06-04
	First Named Inventor	Gregory Porreca
	Art Unit	N/A
	Examiner Name	Not Yet Assigned Teresa Strzelecka
	Attorney Docket Number	MLB-001/04US 34468/52

	34	Ng, 2009, Targeted capture and massively parallel sequencing of 12 human exomes, Nature 461(7261):272-6	
	35	Nicholas, 2002, Strategies for multiple sequence alignment, Biotechniques 32:572-91	
	36	Nickerson, 1990, Automated DNA diagnostics using an ELISA-based oligonucleotide ligation assay, PNAS 87:8923-7	
	37	Nielsen, 1999, Peptide Nucleic Acids, Protocols and Applications (Norfolk: Horizon Scientific Press, 1-19)	
	38	Nilsson, 2006, Analyzing genes using closing and replicating circles, Trends in Biotechnology 24:83-8	
	39	Ning, 2001, SSAHA: a fast search method for large DNA databases, Genome Res 11(10):1725-9	
	40	Nordhoff, 1993, Ion stability of nucleic acids in infrared matrix-assisted laser desorption/ ionization mass spectrometry, Nucl Acid Res 21(15):3347-57	
	41	Nuttle, 2013, Rapid and accurate large-scale genotyping of duplicated genes and discovery of interlocus gene conversions, Nat Meth 10(9):903-909	
	42	Nuttle, 2014, Resolving genomic disorder-associated breakpoints within segmental DNA duplications using massively parallel sequencing, Nat Prot 9(6):1496-1513	
	43	O'Roak, 2012, Multiplex targeted sequencing identifies recurrently mutated genes in autism spectrum disorders, Science 338(6114):1619-1622	
	44	Oefner, 1996, Efficient random sub-cloning of DNA sheared in a recirculating point-sink flow system, Nucleic Acids Res 24(20):3879-3886	

ALL REFERENCES CONSIDERED EXCEPT WHERE LINED THROUGH. /T.E.S/

INFORMATION DISCLOSURE STATEMENT BY APPLICANT (Not for submission under 37 CFR 1.99)		
	Application Number	17339527
	Filing Date	2021-06-04
	First Named Inventor	Gregory Porreca
	Art Unit	N/A
	Examiner Name	Not Yet Assigned Teresa Strzelecka
	Attorney Docket Number	MLB-001/04US 34468/52

	45	Oka, 2006, Detection of loss of heterozygosity in the p53 gene in renal cell carcinoma and bladder cancer using the polymerase chain reaction, Mol Carcinogenesis 4(1):10-13	
	46	Okoniewski, 2013, Precise breakpoint localization of large genomic deletions using PacBio and Illumina next-generation sequencers, Biotechniques 54(2):98-100	
	47	Okou, 2007, Microarray-based genomic selection for high-throughput reseuqencing, Nat Meth 4(11):907-909	
	48	Oliphant, 2002, BeadArray technology: enabling an accurate, cost-effective approach to high-throughput genotyping, Biotechniques Suppl:56-8, 60-1	
	49	Ordahl, 1976, Sheared DNA fragment sizing: comparison of techniques, Nucleic Acids Res 3:2985-2999	
	50	Ostrer, 2001, A genetic profile of contemporary Jewish populations, Nat Rev Genet 2(11):891-8	

If you wish to add additional non-patent literature document citation information please click the Add button Add

EXAMINER SIGNATURE

Examiner Signature	/TERESA E STRZELECKA/	Date Considered	05/23/2023

*EXAMINER: Initial if reference considered, whether or not citation is in conformance with MPEP 609. Draw line through a citation if not in conformance and not considered. Include copy of this form with next communication to applicant.

[1] See Kind Codes of USPTO Patent Documents at www.USPTO.GOV or MPEP 901.04. [2] Enter office that issued the document, by the two-letter code (WIPO Standard ST.3). [3] For Japanese patent documents, the indication of the year of the reign of the Emperor must precede the serial number of the patent document. [4] Kind of document by the appropriate symbols as indicated on the document under WIPO Standard ST.16 if possible. [5] Applicant is to place a check mark here if English language translation is attached.

ALL REFERENCES CONSIDERED EXCEPT WHERE LINED THROUGH. /T.E.S/

Google multiplex sequencing cross-over barcodes remc

Images Shopping Videos News Books Maps Flights Finance All filters To

About 6,370,000 results (1.12 seconds)

Nature Journal
https://www.nature.com › nature communications › articles

Detection and removal of barcode swapping in single-cell ...
by JA Griffiths · 2018 · Cited by 171 — Barcode swapping results in the mislabelling of sequencing reads between multiplexed samples on patterned flow-cell Illumina sequencing ...

BioMed Central
https://bmcgenomics.biomedcentral.com › articles

Pair-barcode high-throughput sequencing for large-scale ...
by J Tu · 2012 · Cited by 88 — We have developed a method called pair-barcode sequencing (PBS) for the practical parallel analysis of large-scale multiplexed samples.

https://bmcgenomics.biomedcentral.com › articles

Reducing amplification artifacts in high multiplex amplicon ...
by Q Peng · 2015 · Cited by 128 — Those "mutant" barcodes will decrease our ability to remove amplification artifacts in the reads. One way to mitigate this is through barcode ...

Bioinformatics Workbook
https://bioinformaticsworkbook.org › Multiplexing

Multiplexing High Throughput Sequencing Samples
This is done by attaching 8-10 bases to the end of all sequences from the same library. These barcodes/indexes are unique between samples allowing for ...

National Institutes of Health (.gov)
https://www.ncbi.nlm.nih.gov › articles › PMC3196835

Barcoding bias in high-throughput multiplex sequencing of ...
by S Alon · 2011 · Cited by 145 — Here we report that barcodes introduced through adapter ligation confer significant bias on miRNA expression profiles. This bias is much higher ...

Illumina
https://www.illumina.com › ngs-library-prep › multipl...

Sample Multiplexing | Multiplex sequencing with indexes
With multiplex sequencing, individual "barcode" sequences are added to each DNA fragment during next-generation sequencing (NGS) library preparation so that ...
Missing: cross- | Must include: cross-

https://www.illumina.com › sequencing › multiplexing

Minimize index hopping in multiplexed runs
Index hopping is the incorrect assignment of libraries to a different index. It has a limited effect. Follow these best practices to minimize it.

Oregon State University
https://cqls.oregonstate.edu › core › illumina-hiseq-3000

Illumina Barcodes | Center for Quantitative Life Sciences
A recent manuscript [1] documented the "index switching" of multiplexed samples on the Illumina platforms. This issue is distinct from the "cross-talk"/"sample ...

People also ask

How barcoding can be used to multiplex samples for sequencing?

What is the purpose of indices barcodes in an NGS run?

What is the difference between barcode and adapter NGS?

What is NGS barcoding?

Feedback

Frontiers
https://www.frontiersin.org › fmicb.2021.669776 › full

An Economical and Flexible Dual Barcoding, Two-Step ...

by P Pjevac · 2021 · Cited by 26 — It allows the same level of sample multiplexing as the previously-published two-step PCR approach, but effectively eliminates residual read ...

Images for multiplex sequencing cross-over barcodes r...

pacbio sequencing | oxford nanopore | nanopore sequencing

Feedback

View all

Related searches

multiplex sequencing **barcode**

demultiplexing sequencing

what are pcr artifacts

barcode swapping illumina

barcode swapping reddit

Oxford University Press
https://academic.oup.com › symbio › article › yaz025

Highly multiplexed, fast and accurate nanopore sequencing ...

by A Currin · 2019 · Cited by 28 — Here a workflow for highly multiplexed sequencing is presented, capable of fast ... NGS employs an indexing system based on DNA 'barcodes'.

https://academic.oup.com › gigascience › article › giz104

Filling reference gaps via assembling DNA barcodes using ...

by S Liu · 2017 · Cited by 29 — The HIFI-Barcode pipeline successfully recovered barcodes from more than 78% of the polymerase chain reactions that didn't show clear bands as the ...

PLOS
https://journals.plos.org › ploscompbiol › article › jou...

Deepbinner: Demultiplexing barcoded Oxford Nanopore ...

by RR Wick · 2018 · Cited by 151 — Multiplexing, the simultaneous sequencing of multiple barcoded DNA samples on a single flow cell, has made Oxford Nanopore sequencing ...

bioRxiv
https://www.biorxiv.org › content

Estimating the rate of index hopping on the Illumina HiSeq ...

Mar 27, 2018 — In this study we rely on barcodes, short sequences that are directly ligated to both ends of the DNA insert, which allows us to quantify the ...

The Journal of Molecular Diagnostics
https://www.jmdjournal.org › article › pdf

An Effective Strategy to Eliminate Inherent Cross- ...

by C Yin · 2019 · Cited by 10 — barcode of one sample to DNA fragment of another sample, ... methods on cross-contamination level of mtDNA sequencing.

Roche
https://sequencing.roche.com › kapa-udi-adapters

Full-length Adapters

High-quality full length UDI adapters for multiplexed sequencing on 1- ... Sequencing-based QC testing of KAPA Adapters for barcode cross-contamination.

Springer
https://link.springer.com › article

Best Practices in Designing, Sequencing, and Identifying ...

by MS Johnson · 2023 · Cited by 5 — The choice of barcode length is dictated by a balance between several factors. On the one hand, barcodes cannot be too long because of current ...

ScienceDirect
https://www.sciencedirect.com › science › article › pii

An Effective Strategy to Eliminate Inherent Cross ...

by C Yin · 2019 · Cited by 10 — The results showed that when single barcode-based analysis strategy was used, cross-contamination level of 20 DNA samples ranged from 0.27% to 11.90...

seqWell
https://seqwell.com › News Old

Getting a Read on NGS Barcodes

Mar 15, 2023 — Illumina library barcoding involves designing and adding DNA sequences at specific positions on either end of each DNA fragment during library ...

DiVA portal
https://www.diva-portal.org › FULLTEXT01 PDF

Index hopping on the Illumina HiseqX platform and its ...

by T van der Valk · 2020 · Cited by 95 — Here, we rely on barcodes, short sequences that are ligated to both ends ... ancient DNA studies when multiplexing samples with different ...

Semantic Scholar
https://www.semanticscholar.org › paper › figure

Multiplex Illumina sequencing using DNA barcoding.

Figure 7.11.1 Outline for preparation of 5' barcoded DNA libraries for Illumina sequencing. DNA fragments ranging from 100 bp to 500 bp are first subjected ...

Google
https://patents.google.com › patent

Multiplex decoding of sequence tags in barcodes

Current sequencing by ligation "SBL" reactions on a polony bead array ... In other aspects, barcodes are members of a minimally cross-hybridizing set.

Integrated DNA Technologies
https://www.idtdna.com › xgen-ngs-library-preparation

xGen NGS Adapters & Indexing Primers | IDT

UMIs are short sequences that incorporate a unique barcode onto each molecule within a given sample library. UMIs are used to identify PCR duplicates. PCR ...

QC Fail Sequencing
https://sequencing.qcfail.com › articles

QC Fail Articles

This pool of samples and accompanying barcodes are then sequenced together ... and a tiny proportion of crossover occurs then since the overall distribution ...

American Chemical Society
https://pubs.acs.org › doi

Color-Changing Fluorescent Barcode Based on Strand ...

by K Makino · 2022 · Cited by 10 — DNA-barcoding techniques using DNA-conjugated antibodies have been used to achieve spatial multiplexed protein detection through iterated ...

Thermo Fisher Scientific
https://www.thermofisher.com › ... › DNA Sequencing

Ion AmpliSeq™ HD Dual Barcode Kit 1-24

Use of dual-barcodes has been shown to provide greater confidence in sample tracking and enhances the ability to detect any cross-barcode events. The barcodes ...
30-day returns

Artic Network
https://artic.network › quick-guide-to-tiling-amplicon-...

A quick guide to tiling amplicon sequencing and downstream

Feb 12, 2020 — Barcoding issues: small rates of barcode "cross-over" can result in the presence of sequences from other samples that confound the analysis. A ...

Roche Sequencing Store
https://rochesequencingstore.com › 2021/12 › S... PDF

Enrich

1The sets of 192 and 768 barcode sequences used in KAPA UDI Adapters and KAPA UDI ... misassignment during multiplexed sequencing on patterned flow cells.

LinkedIn
https://www.linkedin.com › pulse › multiplexing-ngs-bo...

Multiplexing in NGS: A Boon or Bane of Genomics?

Apr 26, 2017 — Those days it was called as cross contamination. Beyond the barcode switching, sample cross contamination can spoil the whole idea of low ...

Gale
https://go.gale.com › i.do

Using BEAN-counter to quantify genetic interactions from ...

by SW Simpkins · 2019 · Cited by 15 — Multiplexed sequencing of barcoded mutant collections enables ... and throughput over screens performed against arrays of individual mutants[4,19].

QIAGEN Digital Insights
https://resources.qiagenbioinformatics.com › manuals

Demultiplex reads

Based on their barcodes this can be done using the demultiplexing functionality of the CLC Genomics Workbench. Using this tool, sequences are associated ...

Lexogen
https://www.lexogen.com › rna-lexicon-indexing-strategi...

RNA Lexicon - Indexing Strategies and Solutions

Oct 20, 2021 — Learn about indices, multiplex (dual) indexing, index sequence ... to sample-barcoded 3' mRNA-Seq check out our RNA EXPERTise video on ...

Enseqlopedia
http://enseqlopedia.com › 2012/07 › dna-multiplexing...

DNA multiplexing for NGS by weighted pooling has some ...

Jul 19, 2012 — The number of samples being run in sequencing projects seems is ... Ideally we would get barcodes on immediately after DNA extraction but ...

GitHub
https://github.com › rrwick › Porechop

rrwick/Porechop: adapter trimmer for Oxford Nanopore reads

This option is also recommended if you are trimming reads from a demultiplexed barcoded sequencing run. This is because chimeric reads may contain two sequences ...

National Science Foundation (.gov)
https://par.nsf.gov › servlets › purl PDF

A Two-Step PCR Protocol Enabling Flexible Primer Choice ...

by KH Chen · 2021 · Cited by 17 — High Sequencing Yield for Illumina MiSeq Meta-Barcoding
... leftover primers from the previous PCR were removed using a bead clean-up ...

Cell
https://www.cell.com › biophysj › pdfExtended

Multiplex Single-Molecule DNA Barcoding Using an ...

by I Severins · 2018 · Cited by 11 — cross-linking. Free dye was removed through ethanol precipitation. FIGURE 1 DNA ... barcode sequences used) and 14 Weiss units/mL of T4 DNA...

University of California, Davis
https://dnalsch.genomecenter.ucdavis.edu › faqs › wh...

What data will I receive for Illumina sequencing ...

The demultiplexing is included in the service if you provide us the barcodes sequences on the submission form. The files will be available for download from ...

Technology Networks
https://cdn.technologynetworks.com › NGS PDF

the NuGEN Encore™ 384 Multiplex System

for multiplexing samples prior to sequencing. Here we introduce a commercial solution for deep multiplexing of. NGS samples that builds on our Encore™ NGS ...

PacBio
https://www.pacb.com › multiplexing

Decrease your cost-per-sample with multiplexing

Barcoding strategies for multiplexing on PacBio Sequel systems are application dependent. All workflows can include barcodes to uniquely identify samples but ...
Missing: cross- | Must include: cross-

YouTube
https://www.youtube.com › watch

Illumina Multiplexing 1 - Overview - YouTube

This video provides a brief description of using sequence barcodes to perform illumina multiplexing.

YouTube · David Coil · Jan 31, 2011

7 key moments in this video

Did you mean: multiplex sequencing ***crossover*** barcodes removal

PerkinElmer Applied Genomics
https://perkinelmer-appliedgenomics.com › 2020/09/30

Multiplexing with Indexes of Varying Lengths

Sep 30, 2020 — Sample multiplexing, also known as multiplex sequencing, allows libraries to be pooled and sequenced simultaneously during a single run on ...

10x Genomics
https://www.10xgenomics.com › analysis-guides › bio...

Bioinformatics Tools for Sample Demultiplexing

Sep 19, 2022 — The two main methods adopted for sample multiplexing are barcode-based and single nucleotide polymorphism (SNP)-based.

GitHub Pages
https://ucfabioinformaticshub.github.io › notes › filter...

Introduction to NGS Data | Course HomepageSeptember 2017

... we will take one sequencing through demultiplexing and adapter removal, ... use a barcode (or sometimes called "inline barcode"), to further multiplex ...

nehemiasz.pl
https://mq8th.nehemiasz.pl

Simran kaur app video

Kaur Simran is in PK mode on BIGO LIVE App. Follow meSimran Kaur Makeup ... the wedding sequence in the show and gives a glimpse of the fun in store.

x-mol.com
https://www.x-mol.com › journal · Translate this page

Analytica Chimica Actaｊ期刊最新论文, 化学/材料, 分析类期刊

A cathodic photoelectrochemical biosensor based on CRISPR/Cas12a ... A novel photoelectrochemical strategy for sequence-spot bispecific analysis of ...

google.com
https://books.google.com › books

Genetics and Molecular Breeding in Aquaculture Animals

Zexia Gao, Alexandre Wagner Silva Hilsdorf, Qiang Lin · 2022 · Science

For large yellow croaker, the estimates of heritability for body weight ... to remove adapter sequences and low-quality reads, and to de-multiplex the pool.

google.com
https://books.google.com › books

Environmental DNA: For Biodiversity Research and Monitoring

Pierre Taberlet, Aurélie Bonin, Lucie Zinger · 2018 · Biodiversity

Accurate multiplexing and filtering for high-throughput amplicon-sequencing. Nucleic Acids Research, 43,2513–2524. Ettema CH, Wardle dA (2002).

In order to show you the most relevant results, we have omitted some entries very similar to the 44 already displayed.
If you like, you can repeat the search with the omitted results included.

Washington DC (Hagerstown MD), Virginia - From your IP address - Update location

Help Send feedback Privacy Terms

Doc code: IDS
Doc description: Information Disclosure Statement (IDS) Filed

PTO/SB/08a (02-18)
Approved for use through 11/30/2020. OMB 0651-0031
U.S. Patent and Trademark Office; U.S. DEPARTMENT OF COMMERCE
Under the Paperwork Reduction Act of 1995, no persons are required to respond to a collection of information unless it contains a valid OMB control number.

INFORMATION DISCLOSURE STATEMENT BY APPLICANT (**Not for submission under 37 CFR 1.99)**		
	Application Number	17339527
	Filing Date	2021-06-04
	First Named Inventor	Gregory Porreca
	Art Unit	N/A
	Examiner Name	Not Yet Assigned Teresa Strzelecka
	Attorney Docket Number	MLB-001/04US 34468/52

U.S.PATENTS Remove

Examiner Initial*	Cite No	Patent Number	Kind Code[1]	Issue Date	Name of Patentee or Applicant of cited Document	Pages,Columns,Lines where Relevant Passages or Relevant Figures Appear
	1					

If you wish to add additional U.S. Patent citation information please click the Add button. Add

U.S.PATENT APPLICATION PUBLICATIONS Remove

Examiner Initial*	Cite No	Publication Number	Kind Code[1]	Publication Date	Name of Patentee or Applicant of cited Document	Pages,Columns,Lines where Relevant Passages or Relevant Figures Appear
	1					

If you wish to add additional U.S. Published Application citation information please click the Add button. Add

FOREIGN PATENT DOCUMENTS Remove

Examiner Initial*	Cite No	Foreign Document Number[3]	Country Code[2] i	Kind Code[4]	Publication Date	Name of Patentee or Applicant of cited Document	Pages,Columns,Lines where Relevant Passages or Relevant Figures Appear	T[5]
	1							

If you wish to add additional Foreign Patent Document citation information please click the Add button Add

NON-PATENT LITERATURE DOCUMENTS Remove

Examiner Initials*	Cite No	Include name of the author (in CAPITAL LETTERS), title of the article (when appropriate), title of the item (book, magazine, journal, serial, symposium, catalog, etc), date, pages(s), volume-issue number(s), publisher, city and/or country where published.	T[5]

ALL REFERENCES CONSIDERED EXCEPT WHERE LINED THROUGH. /T.E.S/

INFORMATION DISCLOSURE STATEMENT BY APPLICANT (Not for submission under 37 CFR 1.99)	Application Number	17339527
	Filing Date	2021-06-04
	First Named Inventor	Gregory Porreca
	Art Unit	N/A
	Examiner Name	Not Yet Assigned Teresa Strzelecka
	Attorney Docket Number	MLB-001/04US 34468/52

	1	Harris, 2008, Single-molecule DNA sequencing of a viral genome, Science 320(5872):106-9	
	2	Heger, 2006, Protonation of Cresol Red in Acidic Aqueous Solutions Caused by Freezing, J Phys Chem B 110 (3):1277-1287	
	3	Heid, 1996, Real time quantitative PCR, Genome Res 6:986-994	
	4	Hiatt, 2013, Single molecule molecular inversion probes for targeted, high-accuracy detection of low-frequency variation, Genome Res 23:843-54	
	5	Hodges, 2007, Genome-wide in situ exon capture for selective resequencing, Nat Genet 39(12):1522-7	
	6	Holland, 2008, BioJava: an open-source framework for bioinformatics, Bioinformatics 24(18):2096-2097	
	7	Homer, 2008, Resolving Individuals Contributing Trace Amounts of DNA to Highly Complex Mixtures Using High-Density SNP Genotyping Microarrays. PLoS One 4(8):e1000167, 9 pages	
	8	Homer, 2009, BFAST: An alignment tool for large scale genome resequencing, PLoS ONE 4(11):e7767, 12 pages	
	9	Housley, 2009, SNP discovery and haplotype analysis in the segmentally duplicated DRD5 coding region, Ann Hum Genet 73(3):274-282	
	10	Huang, 2008, Comparative analysis of common CFTR polymorphisms poly-T, TGrepeats and M470V in a healthy Chinese population, World J Gastroenterol 14(12):1925-30	
	11	Husemann, 2009, Phylogenetic Comparative Assembly, Algorithms in Bioinformatics: 9th International Workshop, Salzberg & Warnow, Eds. Springer-Verlag, Berlin, Heidelberg, pp. 145-156,	

ALL REFERENCES CONSIDERED EXCEPT WHERE LINED THROUGH. /T.E.S/

INFORMATION DISCLOSURE STATEMENT BY APPLICANT (Not for submission under 37 CFR 1.99)	Application Number	17339527
	Filing Date	2021-06-04
	First Named Inventor	Gregory Porreca
	Art Unit	N/A
	Examiner Name	Not Yet Assigned Teresa Strzelecka
	Attorney Docket Number	MLB-001/04US 34468/52

	12	Illumina, 2010, De Novo assembly using Illumina reads, Technical Note, 8 pages	
	13	International Human Genome Sequencing Consortium, 2004, Finishing the euchromatic sequence of the human genome, Nature 431:931-945	
	14	Iqbal, 2012, De novo assembly and genotyping of variants using colored de Bruijn graphs, Nature Genetics 44:226-232	
	15	Isosomppi, 2009, Disease-causing mutations in the CLRN1 gene alter normal CLRN1 protien trafficking to the plasma membrane, Mol Vis 15:1806-1818	
	16	Jaijo, 2010, Microarray-based mutation analysis of 183 Spanish families with Usher syndrome, Invest Ophthalmol Vis Sci 51(3):1311-7	
	17	Jensen, 2001, Orthologs and paralogs—we need to get it right, Genome Biol 2(8):1002-1002.3	
	18	Jones, 2008, Core signaling pathways in human pancreatic cancers revealed by global genomic analyses, Science 321(5897):1801-1806	
	19	Kambara, 1988, Optimization of Parameters in a DNA Sequenator Using Fluorescence Detection, Nature Biotechnology 6:816-821	
	20	Kennedy, 2013, Accessing more human genetic variation with short sequencing reads, American Society of Human Genetics 63rd Annual Meeting, Abstract, October 22, 2013, 2 pages	
	21	Kent, 2002, BLAT--The BLAST-like alignment tool, Genome Res 12(4): 656-664.	
	22	Kerem, 1989, Identification of the cystic fibrosis gene: genetic analysis, Science 245:1073-1080	

ALL REFERENCES CONSIDERED EXCEPT WHERE LINED THROUGH. /T.E.S/

INFORMATION DISCLOSURE STATEMENT BY APPLICANT (Not for submission under 37 CFR 1.99)	Application Number	17339527
	Filing Date	2021-06-04
	First Named Inventor	Gregory Porreca
	Art Unit	N/A
	Examiner Name	Not Yet Assigned Teresa Strzelecka
	Attorney Docket Number	MLB-001/04US 34468/52

	23	Kinde, 2012, FAST-SeqS: a simple an effective method for detection of aneuploidy by massively parallel sequencing, PLoS One 7(7):e41162, 8 pages	
	24	Kircher, 2010, High-througput DNA sequencing - concepts and limitations, Bioassays 32:524-36	
	25	Kirpekar, 1994, Matrix assisted laser desorption/ionization mass spectrometry of enzymatically synthesized RNA up to 150 kDa, Nucl Acids Res 22:3866-3870	
	26	Klein, 2011, LOCAS-A low coverage sequence assembly tool for re-sequencing projects, PLoS One 6(8):e23455, 10 pages	
	27	Kneen, 1998, Green fluorescent protein as a noninvasive intracellular pH indicator, Biophys J 74(3):1591-99	
	28	Koboldt, 2009, VarScan: variant detection in massively parallel sequencing of individual and pooled samples, Bioinformatics 25:2283-85	
	29	Krawitz, 2010, Microindel detection in short-read sequence data, Bioinformatics 26(6):722-729	
	30	Kreindler, 2010, Cystic fibrosis: exploiting its genetic basis in the hunt for new therapies, Pharmacol Ther 125 (2):219-229	
	31	Krishnakumar, 2008, A comprehensive assay for targeted multiplex amplification of human DNA sequences, PNAS 105:9296-301	
	32	Kumar, 2010, Comparing de novo assemblers for 454 transcriptome data, Genomics 11:571 (12 pages)	
	33	Kurtz, 2004, Versatile and open software for comparing large genomes, Genome Biol 5:R12, 9 pages	

EFS Web 2.1.18

ALL REFERENCES CONSIDERED EXCEPT WHERE LINED THROUGH. /T.E.S/

INFORMATION DISCLOSURE STATEMENT BY APPLICANT (Not for submission under 37 CFR 1.99)	Application Number	17339527
	Filing Date	2021-06-04
	First Named Inventor	Gregory Porreca
	Art Unit	N/A
	Examiner Name	Not Yet Assigned Teresa Strzelecka
	Attorney Docket Number	MLB-001/04US 34468/52

	34	Lam, 2008, Compressed indexing and local alignment of DNA, Bioinformatics 24(6):791-97	
	35	Langmead, 2009, Ultrafast and memory-efficient alignment of short DNA sequences to the human genome, Genome Biol 10:R25, 10 pages	
	36	Larkin, 2007, Clustal W and Clustal X version 2.0, Bioinformatics, 23(21):2947-2948	
	37	Lecompte, 2001, Multiple alignment of complete sequences (MACS) in the post-genomic era, Gene 270(1-2):17-30	
	38	Li, 2003, DNA binding and cleavage by the periplasmic nuclease Vvn: a novel structure with a known active site, EMBO J 22(15):4014-4025	
	39	Li, 2008, SOAP: short oligonucleotide alignment program, Bioinformatics 24(5):713-14	
	40	Li, 2009, Fast and accurate short read alignment with Burrows-Wheeler transform, Bioinformatics, 25 (14):1754-60	
	41	Li, 2009, SOAP2: an improved ultrafast tool for short read alignment, Bioinformatics 25(15):1966-67	
	42	Li, 2009, The Sequence Alignment/Map format and SAMtools, Bioinformatics 25(16):2078-9	
	43	Li, 2010, Fast and accurate long-read alignment with Burrows-Wheeler transform, Bioinformatics 26(5):589-95.	
	44	Li, 2011, Improving SNP discovery by base alignment quality, Bioinformatics 27:1157, 2 pages	

ALL REFERENCES CONSIDERED EXCEPT WHERE LINED THROUGH. /T.E.S/

INFORMATION DISCLOSURE STATEMENT BY APPLICANT (Not for submission under 37 CFR 1.99)		
	Application Number	17339527
	Filing Date	2021-06-04
	First Named Inventor	Gregory Porreca
	Art Unit	N/A
	Examiner Name	Not Yet Assigned Teresa Strzelecka
	Attorney Docket Number	MLB-001/04US 34468/52

	45	Li, 2011, Single nucleotide polymorphism genotyping and point mutation detection by ligation on microarrays, J Nanosci Nanotechnol 11(2):994-1003	
	46	Li, 2012, A new approach to detecting low-level mutations in next-generation sequence data, Genome Biol 13:1-15	
	47	Li, 2014, HUGO: Hierarchical mUlti-reference Genome cOmpression for aligned reads, JAMIA 21:363-373	
	48	Lin, 2008, ZOOM! Zillions Of Oligos Mapped, Bioinformatics 24:2431-2437	
	49	Lin, 2010, A molecular inversion prove assay for detecting alternative splicing, BMC Genomics 11(712):1-14	
	50	Lin, 2012, Development and evaluation of a reverse dot blot assay for the simultaneous detection of common alpha and beta thalassemia in Chinese, Blood Cells Molecules, and Diseases 48(2):86-90.	

If you wish to add additional non-patent literature document citation information please click the Add button Add

EXAMINER SIGNATURE

Examiner Signature	/TERESA E STRZELECKA/	Date Considered	05/23/2023

*EXAMINER: Initial if reference considered, whether or not citation is in conformance with MPEP 609. Draw line through a citation if not in conformance and not considered. Include copy of this form with next communication to applicant.

[1] See Kind Codes of USPTO Patent Documents at www.USPTO.GOV or MPEP 901.04. [2] Enter office that issued the document, by the two-letter code (WIPO Standard ST.3). [3] For Japanese patent documents, the indication of the year of the reign of the Emperor must precede the serial number of the patent document. [4] Kind of document by the appropriate symbols as indicated on the document under WIPO Standard ST.16 if possible. [5] Applicant is to place a check mark here if English language translation is attached.

ALL REFERENCES CONSIDERED EXCEPT WHERE LINED THROUGH. /T.E.S/

Doc code: IDS
Doc description: Information Disclosure Statement (IDS) Filed

PTO/SB/08a (02-18)
Approved for use through 11/30/2020. OMB 0651-0031
U.S. Patent and Trademark Office; U.S. DEPARTMENT OF COMMERCE
Under the Paperwork Reduction Act of 1995, no persons are required to respond to a collection of information unless it contains a valid OMB control number.

INFORMATION DISCLOSURE STATEMENT BY APPLICANT (Not for submission under 37 CFR 1.99)		
	Application Number	17339527
	Filing Date	2021-06-04
	First Named Inventor	Gregory Porreca
	Art Unit	N/A
	Examiner Name	Not Yet Assigned Teresa Strzelecka
	Attorney Docket Number	MLB-001/04US 34468/52

U.S.PATENTS Remove

Examiner Initial*	Cite No	Patent Number	Kind Code[1]	Issue Date	Name of Patentee or Applicant of cited Document	Pages,Columns,Lines where Relevant Passages or Relevant Figures Appear
	1	4683195		1987-07-28	Mullis et al.	
	2	4683202		1987-07-28	Mullis	
	3	4988617		1991-01-29	Landegren et al.	
	4	5060980		1991-10-29	Johnson et al.	
	5	5210015		1993-05-11	Gelfand et al.	
	6	5234809		1993-08-10	Boom et al.	
	7	5242794		1993-09-07	Whiteley et al.	
	8	5348853		1994-09-20	Wang et al.	

ALL REFERENCES CONSIDERED EXCEPT WHERE LINED THROUGH. /T.E.S/

INFORMATION DISCLOSURE STATEMENT BY APPLICANT (Not for submission under 37 CFR 1.99)		
	Application Number	17339527
	Filing Date	2021-06-04
	First Named Inventor	Gregory Porreca
	Art Unit	N/A
	Examiner Name	Not Yet Assigned Teresa Strzelecka
	Attorney Docket Number	MLB-001/04US 34468/52

	9	5434049	A	1995-07-18	Okano et al.	
	10	5459307		1995-10-17	Klotz, Jr.	
	11	5486686		1996-01-23	Zdybel, Jr. et al.	
	12	5491224	A	1996-02-13	Bittner et al.	
	13	5494810		1996-02-27	Barany et al.	
	14	5567583		1996-10-22	Wang et al.	
	15	5583024		1996-12-10	McElroy, deceased et al.	
	16	5604097		1997-02-18	Brenner	
	17	5636400		1997-06-10	Young	
	18	5674713		1997-10-07	McElroy, deceased et al.	
	19	5695934		1997-12-09	Brenner	

ALL REFERENCES CONSIDERED EXCEPT WHERE LINED THROUGH. /T.E.S/

INFORMATION DISCLOSURE STATEMENT BY APPLICANT (Not for submission under 37 CFR 1.99)		
	Application Number	17339527
	Filing Date	2021-06-04
	First Named Inventor	Gregory Porreca
	Art Unit	N/A
	Examiner Name	Not Yet Assigned Teresa Strzelecka
	Attorney Docket Number	MLB-001/04US 34468/52

	20	5700673		1997-12-23	McElroy, deceased et al.	
	21	5701256		1997-12-23	Marr et al.	
	22	5830064		1998-11-03	Bradish et al.	
	23	5846719		1998-12-08	Brenner et al.	
	24	5863722		1999-01-26	Brenner	
	25	5866337		1999-02-02	Schon	
	26	5869252		1999-02-09	Bouma et al.	
	27	5869717		1999-02-09	Frame et al.	
	28	5871921		1999-02-16	Landegren et al.	
	29	5888788		1999-03-30	De Miniac	
	30	5942391		1999-08-24	Zhang et al.	

ALL REFERENCES CONSIDERED EXCEPT WHERE LINED THROUGH. /T.E.S/

INFORMATION DISCLOSURE STATEMENT BY APPLICANT (Not for submission under 37 CFR 1.99)		
	Application Number	17339527
	Filing Date	2021-06-04
	First Named Inventor	Gregory Porreca
	Art Unit	N/A
	Examiner Name	Not Yet Assigned Teresa Strzelecka
	Attorney Docket Number	MLB-001/04US 34468/52

	31	5971921		1999-10-26	Timbel	
	32	5993611		1999-11-30	Moroney, III et al.	
	33	5994056		1999-11-30	Higuchi	
	34	6020127	A	2000-02-01	MacKenzie et al.	
	35	6033854		2000-03-07	Kumit et al.	
	36	6033872		2000-03-07	Bergsma et al.	
	37	6100099		2000-08-08	Gordon et al.	
	38	6138077		2000-10-24	Brenner	
	39	6150516		2000-11-21	Brenner et al.	
	40	6171785		2001-01-09	Higuchi	
	41	6172214		2001-01-09	Brenner	

ALL REFERENCES CONSIDERED EXCEPT WHERE LINED THROUGH. /T.E.S/

INFORMATION DISCLOSURE STATEMENT BY APPLICANT (Not for submission under 37 CFR 1.99)		
	Application Number	17339527
	Filing Date	2021-06-04
	First Named Inventor	Gregory Porreca
	Art Unit	N/A
	Examiner Name	Not Yet Assigned Teresa Strzelecka
	Attorney Docket Number	MLB-001/04US 34468/52

	42	6172218		2001-01-09	Brenner	
	43	6197508		2001-03-06	Stanley	
	44	6197574		2001-03-06	Miyamoto et al.	
	45	6210891		2001-04-03	Nyren et al.	
	46	6223128	B1	2001-04-24	Allex et al.	
	47	6235472		2001-05-22	Landegren et al.	
	48	6235475		2001-05-22	Brenner et al.	
	49	6235501		2001-05-22	Gautsch et al.	
	50	6235502		2001-05-22	Weissman et al.	
	51	6258568		2001-07-10	Nyren	
	52	6274320		2001-08-14	Rothberg et al.	

ALL REFERENCES CONSIDERED EXCEPT WHERE LINED THROUGH. /T.E.S/

INFORMATION DISCLOSURE STATEMENT BY APPLICANT (Not for submission under 37 CFR 1.99)		
	Application Number	17339527
	Filing Date	2021-06-04
	First Named Inventor	Gregory Porreca
	Art Unit	N/A
	Examiner Name	Not Yet Assigned Teresa Strzelecka
	Attorney Docket Number	MLB-001/04US 34468/52

	53	6306597		2001-10-23	Macevicz	
	54	6352828		2002-03-05	Brenner	
	55	6360235		2002-03-19	Tilt et al.	
	56	6361940		2002-03-26	Van Ness et al.	
	57	6403320		2002-06-11	Read et al.	
	58	6462254		2002-10-08	Vernachio et al.	
	59	6489105		2002-12-03	Matlashewski et al.	
	60	6558928		2003-05-06	Landegren	
	61	6569920		2003-05-27	Wen et al.	
	62	6582938		2003-06-24	Su et al.	
	63	6585938		2003-07-01	Machida et al.	

ALL REFERENCES CONSIDERED EXCEPT WHERE LINED THROUGH. /T.E.S/

INFORMATION DISCLOSURE STATEMENT BY APPLICANT (Not for submission under 37 CFR 1.99)		
	Application Number	17339527
	Filing Date	2021-06-04
	First Named Inventor	Gregory Porreca
	Art Unit	N/A
	Examiner Name	Not Yet Assigned Teresa Strzelecka
	Attorney Docket Number	MLB-001/04US 34468/52

	64	6613516		2003-09-02	Christians et al.	
	65	6714874		2004-03-30	Myers et al.	
	66	6716580		2004-04-06	Gold et al.	
	67	6719449		2004-04-13	Laugham, Jr. et al.	
	68	6818395	B1	2004-11-16	Quake et al.	
	69	6828100		2004-12-07	Ronaghi	
	70	6833246		2004-12-21	Balasubramanian	
	71	6858412		2005-02-22	Willis et al.	
	72	6911345		2005-06-28	Quake et al.	
	73	6913879		2005-07-05	TeleChem International Inc.	
	74	6927024		2005-08-09	Dodge et al.	

EFS Web 2.1.18

ALL REFERENCES CONSIDERED EXCEPT WHERE LINED THROUGH. /T.E.S/

INFORMATION DISCLOSURE STATEMENT BY APPLICANT (Not for submission under 37 CFR 1.99)		
	Application Number	17339527
	Filing Date	2021-06-04
	First Named Inventor	Gregory Porreca
	Art Unit	N/A
	Examiner Name	Not Yet Assigned Teresa Strzelecka
	Attorney Docket Number	MLB-001/04US 34468/52

	75	6941317		2005-09-06	Chamberlin et al.	
	76	6948843		2005-09-27	Laugham, Jr. et al.	
	77	7034143		2006-04-25	Preparata et al.	
	78	7041481		2006-05-09	Anderson et al.	
	79	7049077		2006-05-23	Yang	
	80	7057026		2006-06-06	Barnes et al.	
	81	7071324		2006-07-04	Preparata et al.	
	82	7074564		2006-07-11	Landegren	
	83	7074586		2006-07-11	Cheronis et al.	
	84	7115400		2006-10-03	Adessi et al.	
	85	7169560		2007-01-30	Lapidus et al.	

ALL REFERENCES CONSIDERED EXCEPT WHERE LINED THROUGH. /T.E.S/

INFORMATION DISCLOSURE STATEMENT BY APPLICANT (Not for submission under 37 CFR 1.99)		
	Application Number	17339527
	Filing Date	2021-06-04
	First Named Inventor	Gregory Porreca
	Art Unit	N/A
	Examiner Name	Not Yet Assigned Teresa Strzelecka
	Attorney Docket Number	MLB-001/04US 34468/52

	86	7211390		2007-05-01	Rothberg et al.	
	87	7232656		2007-06-19	Balasubramanian et al.	
	88	7244559		2007-07-17	Rothberg et al.	
	89	7264929		2007-09-04	Rothberg et al.	
	90	7282337		2007-10-16	Harris	
	91	7297518		2007-11-20	Quake et al.	
	92	7320860		2008-01-22	Landegren et al.	
	93	7323305		2008-01-29	Leamon et al.	
	94	7335762		2008-02-26	Rothberg et al.	
	95	7351528		2008-04-01	Landegren	
	96	7393665		2008-07-01	Brenner	

ALL REFERENCES CONSIDERED EXCEPT WHERE LINED THROUGH. /T.E.S/

INFORMATION DISCLOSURE STATEMENT BY APPLICANT (Not for submission under 37 CFR 1.99)		
	Application Number	17339527
	Filing Date	2021-06-04
	First Named Inventor	Gregory Porreca
	Art Unit	N/A
	Examiner Name	Not Yet Assigned Teresa Strzelecka
	Attorney Docket Number	MLB-001/04US 34468/52

	97	7510829		2009-03-31	Faham et al.	
	98	7523117		2009-04-21	Zhang et al.	
	99	7537889		2009-05-26	Sinha et al.	
	100	7537897		2009-05-26	Brenner et al.	
	101	7544473		2009-06-09	Brenner	
	102	7582431		2009-09-01	Drmanac et al.	
	103	7598035		2009-10-06	Macevicz	
	104	7629151		2009-12-08	Gold et al.	
	105	7642056		2010-01-05	Ahn et al.	
	106	7666593		2010-02-23	Lapidus	
	107	7700323		2010-04-20	Willis et al.	

ALL REFERENCES CONSIDERED EXCEPT WHERE LINED THROUGH. /T.E.S/

INFORMATION DISCLOSURE STATEMENT BY APPLICANT (Not for submission under 37 CFR 1.99)		
	Application Number	17339527
	Filing Date	2021-06-04
	First Named Inventor	Gregory Porreca
	Art Unit	N/A
	Examiner Name	Not Yet Assigned Teresa Strzelecka
	Attorney Docket Number	MLB-001/04US 34468/52

	108	7774962		2010-08-17	Ladd	
	109	7776616		2010-08-17	Heath et al.	
	110	7790388		2010-09-07	Landegren et al.	
	111	7809509		2010-10-05	Milosavljevic	
	112	7835871		2010-11-16	Kain et al.	
	113	7862999		2011-01-04	Zheng et al.	
	114	7865534		2011-01-04	Genstruct	
	115	7883849		2011-02-08	Dahl	
	116	7957913		2011-06-07	Chinitz et al.	
	117	7960120		2011-06-14	Rigatti et al.	
	118	7985716		2011-07-26	Yershov et al.	

ALL REFERENCES CONSIDERED EXCEPT WHERE LINED THROUGH. /T.E.S/

INFORMATION DISCLOSURE STATEMENT BY APPLICANT (Not for submission under 37 CFR 1.99)		
	Application Number	17339527
	Filing Date	2021-06-04
	First Named Inventor	Gregory Porreca
	Art Unit	N/A
	Examiner Name	Not Yet Assigned Teresa Strzelecka
	Attorney Docket Number	MLB-001/04US 34468/52

	119	7993880		2011-08-09	Willis et al.	
	120	8024128		2011-09-20	Rabinowitz et al.	
	121	8114027		2012-02-14	Triva	
	122	8165821		2012-04-24	Zhang	
	123	8209130		2012-06-26	Kennedy et al.	
	124	8283116		2012-10-09	Bhattacharyya et al.	
	125	8462161		2013-06-11	Barber	
	126	8463895		2013-06-11	Arora et al.	
	127	8474228		2013-07-02	Adair et al.	
	128	8496166		2013-07-30	Burns et al.	
	129	8529744		2013-09-10	Marziali et al.	

EFS Web 2.1.18

ALL REFERENCES CONSIDERED EXCEPT WHERE LINED THROUGH. /T.E.S/

INFORMATION DISCLOSURE STATEMENT BY APPLICANT (Not for submission under 37 CFR 1.99)		
	Application Number	17339527
	Filing Date	2021-06-04
	First Named Inventor	Gregory Porreca
	Art Unit	N/A
	Examiner Name	Not Yet Assigned Teresa Strzelecka
	Attorney Docket Number	MLB-001/04US 34468/52

	130	8738300		2014-05-27	Porreca et al.	
	131	8778609		2014-07-15	Umbarger	
	132	8812422		2014-08-19	Nizzari et al.	
	133	8847799		2014-09-30	Kennedy et al.	
	134	8976049		2015-03-10	Kennedy et al.	
	135	9074244		2015-07-07	Sparks et al.	
	136	9115387		2015-08-25	Umbarger	
	137	9228233		2016-01-05	Kennedy et al.	
	138	9292527		2016-03-22	Kennedy et al.	
	139	9535920		2017-01-03	Kennedy et al.	
	140	9567639		2017-02-14	Oliphant et al.	

ALL REFERENCES CONSIDERED EXCEPT WHERE LINED THROUGH. /T.E.S/

INFORMATION DISCLOSURE STATEMENT BY APPLICANT (Not for submission under 37 CFR 1.99)		
	Application Number	17339527
	Filing Date	2021-06-04
	First Named Inventor	Gregory Porreca
	Art Unit	N/A
	Examiner Name	Not Yet Assigned Teresa Strzelecka
	Attorney Docket Number	MLB-001/04US 34468/52

	141	9677124		2017-06-13	Umbarger	
	142	10066259	B2	2018-09-04	Gore et al.	
	143	10202637		2019-02-12	Umbarger	
	144	10227635		2019-03-12	Umbarger et al.	
	145	10604799		2020-03-31	Porreca et al.	
	146	10683533		2020-06-16	Umbarger et al.	
	147	RE39793		2007-08-21	Brenner	
	148	RE41780		2010-09-28	Anderson et al.	

If you wish to add additional U.S. Patent citation information please click the Add button. Add

U.S.PATENT APPLICATION PUBLICATIONS Remove

Examiner Initial*	Cite No	Publication Number	Kind Code[1]	Publication Date	Name of Patentee or Applicant of cited Document	Pages,Columns,Lines where Relevant Passages or Relevant Figures Appear
	1	20010007742	A1	2001-07-12	LANDERGREN	

EFS Web 2.1.18

ALL REFERENCES CONSIDERED EXCEPT WHERE LINED THROUGH. /T.E.S/

INFORMATION DISCLOSURE STATEMENT BY APPLICANT (Not for submission under 37 CFR 1.99)		
	Application Number	17339527
	Filing Date	2021-06-04
	First Named Inventor	Gregory Porreca
	Art Unit	N/A
	Examiner Name	Not Yet Assigned Teresa Strzelecka
	Attorney Docket Number	MLB-001/04US 34468/52

	2	20010046673	A1	2001-11-29	French et al.	
	3	20020001800	A1	2002-01-03	LAPIDUS	
	4	20020040216	A1	2002-04-04	Dumont et al.	
	5	20020042052	A1	2002-04-11	NILSEN et al.	
	6	20020091666	A1	2002-07-11	Rice et al.	
	7	20020164629	A1	2002-11-07	Quake et al.	
	8	20020172954	A1	2002-11-21	Mao et al.	
	9	20020182609	A1	2002-12-05	Arcot	
	10	20020187496	A1	2002-12-12	Andersson et al.	
	11	20020190663	A1	2002-12-19	Rasmussen	
	12	20030166057	A1	2003-09-04	Hildebrand et al.	

EFS Web 2.1.18

ALL REFERENCES CONSIDERED EXCEPT WHERE LINED THROUGH. /T.E.S/

INFORMATION DISCLOSURE STATEMENT BY APPLICANT (Not for submission under 37 CFR 1.99)		
	Application Number	17339527
	Filing Date	2021-06-04
	First Named Inventor	Gregory Porreca
	Art Unit	N/A
	Examiner Name	Not Yet Assigned Teresa Strzelecka
	Attorney Docket Number	MLB-001/04US 34468/52

	13	20030175709	A1	2003-09-18	Murphy et al.	
	14	20030177105	A1	2003-09-18	Xiao et al.	
	15	20030203370	A1	2003-10-30	Yakhini et al.	
	16	20030208454	A1	2003-11-06	Rienhoff et al.	
	17	20030224384	A1	2003-12-04	Sayood et al.	
	18	20040029264	A1	2004-02-12	Robbins	
	19	20040053275	A1	2004-03-18	Shafer	
	20	20040106112	A1	2004-06-03	Nilsson et al.	
	21	20040121373	A1	2004-06-24	Friedlander et al.	
	22	20040142325	A1	2004-07-22	Mintz et al.	
	23	20040152108	A1	2004-08-05	Keith et al.	

ALL REFERENCES CONSIDERED EXCEPT WHERE LINED THROUGH. /T.E.S/

INFORMATION DISCLOSURE STATEMENT BY APPLICANT (Not for submission under 37 CFR 1.99)		
	Application Number	17339527
	Filing Date	2021-06-04
	First Named Inventor	Gregory Porreca
	Art Unit	N/A
	Examiner Name	Not Yet Assigned Teresa Strzelecka
	Attorney Docket Number	MLB-001/04US 34468/52

	24	20040161773	A1	2004-08-19	Rogan et al.	
	25	20040170965	A1	2004-09-02	Scholl et al.	
	26	20040171051	A1	2004-09-02	Holloway	
	27	20040175719	A1	2004-09-09	Christians	
	28	20040197813	A1	2004-10-07	Hoffman et al.	
	29	20040209299	A1	2004-10-21	Pinter et al.	
	30	20050003369	A1	2005-01-06	Christians et al.	
	31	20050026204	A1	2005-02-03	Landegren	
	32	20050032095	A1	2005-02-10	Wigler et al.	
	33	20050048505	A1	2005-03-03	Fredrick et al.	
	34	20050059048	A1	2005-03-17	Gunderson et al.	

ALL REFERENCES CONSIDERED EXCEPT WHERE LINED THROUGH. /T.E.S/

INFORMATION DISCLOSURE STATEMENT BY APPLICANT (Not for submission under 37 CFR 1.99)		
	Application Number	17339527
	Filing Date	2021-06-04
	First Named Inventor	Gregory Porreca
	Art Unit	N/A
	Examiner Name	Not Yet Assigned Teresa Strzelecka
	Attorney Docket Number	MLB-001/04US 34468/52

	35	20050100900	A1	2005-05-12	Kawashima et al.	
	36	20050112590	A1	2005-05-26	Boom et al.	
	37	20050186589	A1	2005-08-25	Kowalik et al.	
	38	20050214811	A1	2005-09-29	Margulies et al.	
	39	20050244879	A1	2005-11-03	Schumm et al.	
	40	20050250147	A1	2005-11-10	Macevicz	
	41	20050272065	A1	2005-12-08	Lakey et al.	
	42	20060008824	A1	2006-01-12	Ronaghi et al.	
	43	20060019304	A1	2006-01-26	Hardenbol et al.	
	44	20060024681	A1	2006-02-02	Smith et al.	
	45	20060030536	A1	2006-02-09	Yu et al.	

EFS Web 2.1.18

ALL REFERENCES CONSIDERED EXCEPT WHERE LINED THROUGH. /T.E.S/

INFORMATION DISCLOSURE STATEMENT BY APPLICANT (Not for submission under 37 CFR 1.99)		
	Application Number	17339527
	Filing Date	2021-06-04
	First Named Inventor	Gregory Porreca
	Art Unit	N/A
	Examiner Name	Not Yet Assigned Teresa Strzelecka
	Attorney Docket Number	MLB-001/04US 34468/52

	46	20060078894	A1	2006-04-13	Winkler et al.	
	47	20060149047	A1	2006-07-06	Nanduri et al.	
	48	20060177837	A1	2006-08-10	Borozan et al.	
	49	20060183132	A1	2006-08-17	Fu et al.	
	50	20060192047	A1	2006-08-31	Goossen	
	51	20060195269	A1	2006-08-31	Yeatman et al.	
	52	20060246500	A1	2006-11-02	Browne	
	53	20060263789	A1	2006-11-23	Kincaid	
	54	20060281098	A1	2006-12-14	Miao et al.	
	55	20060286577	A1	2006-12-21	Jia	
	56	20060292585	A1	2006-12-28	Nautiyal et al.	

ALL REFERENCES CONSIDERED EXCEPT WHERE LINED THROUGH. /T.E.S/

INFORMATION DISCLOSURE STATEMENT BY APPLICANT (Not for submission under 37 CFR 1.99)		
	Application Number	17339527
	Filing Date	2021-06-04
	First Named Inventor	Gregory Porreca
	Art Unit	N/A
	Examiner Name	Not Yet Assigned Teresa Strzelecka
	Attorney Docket Number	MLB-001/04US 34468/52

	57	20060292611	A1	2006-12-28	Berka et al.	
	58	20070009925	A1	2007-01-11	Fang et al.	
	59	20070020640	A1	2007-01-25	McCloskey et al.	
	60	20070042369	A1	2007-02-22	Reese et al.	
	61	20070092883	A1	2007-04-26	Schouten et al.	
	62	20070114362	A1	2007-05-24	Feng et al.	
	63	20070128624	A1	2007-06-07	Gormley et al.	
	64	20070161013	A1	2007-07-12	Hantash	
	65	20070162983	A1	2007-07-12	Hesterkamp et al.	
	66	20070166705	A1	2007-07-19	Milton et al.	
	67	20070212704	A1	2007-09-13	Dong et al.	

ALL REFERENCES CONSIDERED EXCEPT WHERE LINED THROUGH. /T.E.S/

INFORMATION DISCLOSURE STATEMENT BY APPLICANT (Not for submission under 37 CFR 1.99)		
	Application Number	17339527
	Filing Date	2021-06-04
	First Named Inventor	Gregory Porreca
	Art Unit	N/A
	Examiner Name	Not Yet Assigned Teresa Strzelecka
	Attorney Docket Number	MLB-001/04US 34468/52

	68	20070225487	A1	2007-09-27	Nilsson et al.	
	69	20070238122	A1	2007-10-11	Allbritton et al.	
	70	20070244675	A1	2007-10-18	Shai et al.	
	71	20070264653	A1	2007-11-15	Berlin et al.	
	72	20080003142	A1	2008-01-03	Link et al.	
	73	20080014589	A1	2008-01-17	Link et al.	
	74	20080076118	A1	2008-03-27	Tooke et al.	
	75	20080081330	A1	2008-04-03	Kahvejian	
	76	20080085836	A1	2008-04-10	Kearns et al.	
	77	20080090239	A1	2008-04-17	SHOEMAKER et al.	
	78	20080125324	A1	2008-05-29	Petersdorf et al.	

ALL REFERENCES CONSIDERED EXCEPT WHERE LINED THROUGH. /T.E.S/

INFORMATION DISCLOSURE STATEMENT BY APPLICANT (Not for submission under 37 CFR 1.99)		
	Application Number	17339527
	Filing Date	2021-06-04
	First Named Inventor	Gregory Porreca
	Art Unit	N/A
	Examiner Name	Not Yet Assigned Teresa Strzelecka
	Attorney Docket Number	MLB-001/04US 34468/52

	79	20080176209	A1	2008-07-24	Muller et al.	
	80	20080269068	A1	2008-10-30	CHURCH et al.	
	81	20080280955	A1	2008-11-13	McCamish	
	82	20080293589	A1	2008-11-27	Shapero	
	83	20090009904	A1	2009-01-08	Yasuna et al.	
	84	20090019156	A1	2009-01-15	Mo et al.	
	85	20090026082	A1	2009-01-29	Rothberg et al.	
	86	20090029385	A1	2009-01-29	Christians et al.	
	87	20090035777	A1	2009-02-05	Kokoris et al.	
	88	20090042206	A1	2009-02-12	Schneider et al.	
	89	20090098551	A1	2009-04-16	Landers et al.	

ALL REFERENCES CONSIDERED EXCEPT WHERE LINED THROUGH. /T.E.S/

INFORMATION DISCLOSURE STATEMENT BY APPLICANT (Not for submission under 37 CFR 1.99)		
	Application Number	17339527
	Filing Date	2021-06-04
	First Named Inventor	Gregory Porreca
	Art Unit	N/A
	Examiner Name	Not Yet Assigned Teresa Strzelecka
	Attorney Docket Number	MLB-001/04US 34468/52

	90	20090099041	A1	2009-04-16	CHURCH et al.	
	91	20090105081	A1	2009-04-23	Rodesch et al.	
	92	20090119313	A1	2009-05-07	Pearce	
	93	20090127589	A1	2009-05-21	Rothberg et al.	
	94	20090129647	A1	2009-05-21	Dimitrova et al.	
	95	20090156412	A1	2009-06-18	Boyce, IV et al.	
	96	20090163366	A1	2009-06-25	Nickerson et al.	
	97	20090181389	A1	2009-07-16	Li et al.	
	98	20090191565	A1	2009-07-30	Lapidus et al.	
	99	20090192047	A1	2009-07-30	Parr et al.	
	100	20090202984	A1	2009-08-13	Cantor	

ALL REFERENCES CONSIDERED EXCEPT WHERE LINED THROUGH. /T.E.S/

INFORMATION DISCLOSURE STATEMENT BY APPLICANT (Not for submission under 37 CFR 1.99)		
	Application Number	17339527
	Filing Date	2021-06-04
	First Named Inventor	Gregory Porreca
	Art Unit	N/A
	Examiner Name	Not Yet Assigned Teresa Strzelecka
	Attorney Docket Number	MLB-001/04US 34468/52

	101	20090203014	A1	2009-08-13	WU et al.	
	102	20090220955	A1	2009-09-03	Verrant	
	103	20090226975	A1	2009-09-10	Sabot et al.	
	104	20090233814	A1	2009-09-17	Bashkirov et al.	
	105	20090298064	A1	2009-12-03	Batzoglou et al.	
	106	20090301382	A1	2009-12-10	Patel	
	107	20090318310	A1	2009-12-24	Liu et al.	
	108	20100035243	A1	2010-02-11	Muller et al.	
	109	20100035252	A1	2010-02-11	Rothberg et al.	
	110	20100063742	A1	2010-03-11	Hart et al.	
	111	20100069263	A1	2010-03-18	Shendure et al.	

ALL REFERENCES CONSIDERED EXCEPT WHERE LINED THROUGH. /T.E.S/

INFORMATION DISCLOSURE STATEMENT BY APPLICANT (Not for submission under 37 CFR 1.99)		
	Application Number	17339527
	Filing Date	2021-06-04
	First Named Inventor	Gregory Porreca
	Art Unit	N/A
	Examiner Name	Not Yet Assigned Teresa Strzelecka
	Attorney Docket Number	MLB-001/04US 34468/52

	112	20100076185	A1	2010-03-25	Adey et al.	
	113	20100086914	A1	2010-04-08	BENTLEY et al.	
	114	20100086926	A1	2010-04-08	Craig et al.	
	115	20100105107	A1	2010-04-29	Hildebrand et al.	
	116	20100137143	A1	2010-06-03	Rothberg et al.	
	117	20100137163	A1	2010-06-03	Link et al.	
	118	20100143908	A1	2010-06-10	Gillevet	
	119	20100159440	A1	2010-06-24	Messier et al.	
	120	20100188073	A1	2010-07-29	Rothberg et al.	
	121	20100196911	A1	2010-08-05	Hoffman et al.	
	122	20100197507	A1	2010-08-05	Rothberg et al.	

ALL REFERENCES CONSIDERED EXCEPT WHERE LINED THROUGH. /T.E.S/

INFORMATION DISCLOSURE STATEMENT BY APPLICANT (Not for submission under 37 CFR 1.99)		
	Application Number	17339527
	Filing Date	2021-06-04
	First Named Inventor	Gregory Porreca
	Art Unit	N/A
	Examiner Name	Not Yet Assigned Teresa Strzelecka
	Attorney Docket Number	MLB-001/04US 34468/52

	123	20100216151	A1	2010-08-26	LAPIDUS et al.	
	124	20100216153	A1	2010-08-26	LAPIDUS et al.	
	125	20100227329	A1	2010-09-09	CUPPENS	
	126	20100248984	A1	2010-09-30	Shaffer et al.	
	127	20100282617	A1	2010-11-11	Rothberg et al.	
	128	20100285578	A1	2010-11-11	Selden et al.	
	129	20100297626	A1	2010-11-25	MCKERNAN et al.	
	130	20100300559	A1	2010-12-02	Schultz et al.	
	131	20100300895	A1	2010-12-02	Nobile et al.	
	132	20100301042	A1	2010-12-02	Kahlert	
	133	20100301398	A1	2010-12-02	Rothberg et al.	

ALL REFERENCES CONSIDERED EXCEPT WHERE LINED THROUGH. /T.E.S/

INFORMATION DISCLOSURE STATEMENT BY APPLICANT (Not for submission under 37 CFR 1.99)		
	Application Number	17339527
	Filing Date	2021-06-04
	First Named Inventor	Gregory Porreca
	Art Unit	N/A
	Examiner Name	Not Yet Assigned Teresa Strzelecka
	Attorney Docket Number	MLB-001/04US 34468/52

	134	20100304982	A1	2010-12-02	Hinz et al.	
	135	20100311061	A1	2010-12-09	KORLACH et al.	
	136	20100330619	A1	2010-12-30	Willis et al.	
	137	20110004413	A1	2011-01-06	Carnevali et al.	
	138	20110009278	A1	2011-01-13	Kain et al.	
	139	20110015863	A1	2011-01-20	Pevzner et al.	
	140	20110021366	A1	2011-01-27	Chinitz et al.	
	141	20110034342	A1	2011-02-10	Fox	
	142	20110092375	A1	2011-04-21	Zamore et al.	
	143	20110098193	A1	2011-04-28	Kingsmore et al.	
	144	20110117544	A1	2011-05-19	Lexow	

ALL REFERENCES CONSIDERED EXCEPT WHERE LINED THROUGH. /T.E.S/

INFORMATION DISCLOSURE STATEMENT BY APPLICANT (Not for submission under 37 CFR 1.99)		
	Application Number	17339527
	Filing Date	2021-06-04
	First Named Inventor	Gregory Porreca
	Art Unit	N/A
	Examiner Name	Not Yet Assigned Teresa Strzelecka
	Attorney Docket Number	MLB-001/04US 34468/52

	145	20110159499	A1	2011-06-30	HINDSON et al.	
	146	20110166029	A1	2011-07-07	Margulies et al.	
	147	20110224105	A1	2011-09-15	Kum et al.	
	148	20110230365	A1	2011-09-22	Rohlfs et al.	
	149	20110257889	A1	2011-10-20	Klammer et al.	
	150	20110288780	A1	2011-11-24	Rabinowitz et al.	
	151	20110301042	A1	2011-12-08	Steinmann et al.	
	152	20120015050	A1	2012-01-19	Abkevich et al.	

If you wish to add additional U.S. Published Application citation information please click the Add button. Add

FOREIGN PATENT DOCUMENTS Remove

Examiner Initial*	Cite No	Foreign Document Number[3]	Country Code[2] i	Kind Code[4]	Publication Date	Name of Patentee or Applicant of cited Document	Pages,Columns,Lines where Relevant Passages or Relevant Figures Appear	T[5]
	1	1 321 477	EP	A1	2003-06-25	Grawunder, Ulf		

EFS Web 2.1.18

ALL REFERENCES CONSIDERED EXCEPT WHERE LINED THROUGH. /T.E.S/

INFORMATION DISCLOSURE STATEMENT BY APPLICANT (Not for submission under 37 CFR 1.99)		
	Application Number	17339527
	Filing Date	2021-06-04
	First Named Inventor	Gregory Porreca
	Art Unit	N/A
	Examiner Name	Not Yet Assigned Teresa Strzelecka
	Attorney Docket Number	MLB-001/04US 34468/52

	2	1 564 306	EP	A2	2005-08-17	Affymetrix, Inc		
	3	2 437 191	EP	A2	2012-04-04	Gene Security Network Llc		
	4	2425240	EP	A2	2012-03-07	Good Start Genetics, Inc		
	5	2716766	EP	A1	2014-04-09	Berry Genomics Co., Ltd		
	6	00/018957	WO	A1	2000-04-06	Applied Research Systems		
	7	02/093453	WO	A2	2002-11-21	X-mine, Inc		
	8	1996/019586	WO	A1	1996-06-27	Visible Genetics Inc		
	9	2004/018497	WO	A2	2004-03-04	Solexa Ltd		
	10	2004/083819	WO	A2	2004-09-30	Trace Genetics, Inc		
	11	2005/003304	WO	A2	2005-01-13	Illumina, Inc		
	12	2006/084132	WO	A2	2006-08-10	Agencourt Bioscience Corp		

ALL REFERENCES CONSIDERED EXCEPT WHERE LINED THROUGH. /T.E.S/

INFORMATION DISCLOSURE STATEMENT BY APPLICANT (Not for submission under 37 CFR 1.99)		
	Application Number	17339527
	Filing Date	2021-06-04
	First Named Inventor	Gregory Porreca
	Art Unit	N/A
	Examiner Name	Not Yet Assigned Teresa Strzelecka
	Attorney Docket Number	MLB-001/04US 34468/52

	13	2007/010251	WO	A2	2007-01-25	Solexa Ltd		
	14	2007/061284	WO	A1	2007-05-31	Plant Res Int BV		
	15	2007/107717	WO	A1	2007-09-27	Ucl Business Plc		
	16	2007/123744	WO	A2	2007-11-01	Solexa, Inc		
	17	2007/135368	WO	A2	2007-11-29	Solexa Ltd		
	18	2008067551	WO	A2	2008-06-05	Navigenics Inc		
	19	2009/036525	WO	A2	2009-03-26	Univ Leuven Kath		
	20	2009/076238	WO	A2	2009-06-18	Complete Genomics, Inc		
	21	2010/024894	WO	A1	2010-03-04	23andme, Inc		
	22	2010/115154	WO	A1	2010-10-07	Fluidigm Corp		
	23	2010/126614	WO	A2	2010-11-04	Good Start Genetics, Inc		

ALL REFERENCES CONSIDERED EXCEPT WHERE LINED THROUGH. /T.E.S/

INFORMATION DISCLOSURE STATEMENT BY APPLICANT (Not for submission under 37 CFR 1.99)		
	Application Number	17339527
	Filing Date	2021-06-04
	First Named Inventor	Gregory Porreca
	Art Unit	N/A
	Examiner Name	Not Yet Assigned Teresa Strzelecka
	Attorney Docket Number	MLB-001/04US 34468/52

	24	2011/006020	WO	A1	2011-01-13	Qualcomm Inc		
	25	2011/102998	WO	A2	2011-08-25	Helicos Biosciences Corp		
	26	2011/155833	WO	A2	2011-12-15	Keygene Nv		
	27	2011066476	WO	A1	2011-06-03	Quantalife, Inc		
	28	2011067378	WO	A1	2011-06-09	Olink Genomics Ab		
	29	2012/006291	WO	A2	2012-01-12	Life Technologies Corp		
	30	2012/040387	WO	A1	2012-03-29	Univ Leland Stanford Junior		
	31	2012/051208	WO	A2	2012-04-19	Complete Genomics, Inc		
	32	2012/087736	WO	A1	2012-06-28	Good Start Genetics, Inc		
	33	2012/109500	WO	A2	2012-08-16	Bio-rad Laboratories, Inc		
	34	2012/134884	WO	A1	2012-10-04	Good Start Genetics, Inc		

ALL REFERENCES CONSIDERED EXCEPT WHERE LINED THROUGH. /T.E.S/

INFORMATION DISCLOSURE STATEMENT BY APPLICANT (Not for submission under 37 CFR 1.99)		
	Application Number	17339527
	Filing Date	2021-06-04
	First Named Inventor	Gregory Porreca
	Art Unit	N/A
	Examiner Name	Not Yet Assigned Teresa Strzelecka
	Attorney Docket Number	MLB-001/04US 34468/52

	35	2012/149171	WO	A1	2012-11-01	Univ California		
	36	2012/170725	WO	A2	2012-12-13	Sinai School Medicine		
	37	2013/058907	WO	A1	2013-04-25	Good Start Genetics, Inc		
	38	2013/148496	WO	A1	2013-10-03	Univ Johns Hopkins		
	39	2013/177086	WO	A1	2013-11-28	Sequenom, Inc		
	40	2013/191775	WO	A2	2013-12-27	Nugen Technologies, Inc		
	41	2014/052909	WO	A2	2014-04-03	Childrens Mercy Hospital		
	42	2014/074246	WO	A1	2014-05-15	Good Start Genetics, Inc		
	43	2015/119941	WO	A2	2015-08-13	Igenomx Internat Genomics Corp		
	44	95/011995	WO	A1	1995-05-04	Affymax Tech Nv		
	45	98/014275	WO	A1	1998-04-09	Intronn Llc		

ALL REFERENCES CONSIDERED EXCEPT WHERE LINED THROUGH. /T.E.S/

INFORMATION DISCLOSURE STATEMENT BY APPLICANT (Not for submission under 37 CFR 1.99)		
	Application Number	17339527
	Filing Date	2021-06-04
	First Named Inventor	Gregory Porreca
	Art Unit	N/A
	Examiner Name	Not Yet Assigned Teresa Strzelecka
	Attorney Docket Number	MLB-001/04US 34468/52

	46	98/044151	WO	A1	1998-10-08	Glaxo Group Ltd		

If you wish to add additional Foreign Patent Document citation information please click the Add button Add

NON-PATENT LITERATURE DOCUMENTS Remove

Examiner Initials*	Cite No	Include name of the author (in CAPITAL LETTERS), title of the article (when appropriate), title of the item (book, magazine, journal, serial, symposium, catalog, etc), date, pages(s), volume-issue number(s), publisher, city and/or country where published.	T5
	1	Abravaya, 1995, Detection of point mutations with a modified ligase chain reaction (Gap-LCR), Nucleic Acids Research, 23(4): 675-682	
	2	Adey, 2010, Rapid, low-input, low-bias construction of shotgun fragment libraries by high-density in vitro transposition, Genome Biol 11:R119, 17 pages	
	3	Ageno, 1969, The alkaline denaturation of DNA, Biophys J 9(11):1281-1311	
	4	Agrawal, 1990, Site-specific functionalization of oligodeoxynucleotides for non-radioactive labelling, Tetrahedron Let 31:1543-1546	
	5	Akhras, 2007, Connector inversion probe technology: A powerful one-primer multiplex DNA amplification system for numerous scientific applications, PLoSOne 2(9):e915	
	6	Akhras, 2007, PathogenMip Assay: a multiplex pathogen detection assay, PLOS One 2:e2230	
	7	Alazard, 2002, Sequencing of production-scale synthetic oligonucleotides by enriching for coupling failures using matrix-assisted laser desorption/ ionization time-of-flight mass spectrometry, Anal Biochem 301:57-64	
	8	Alazard, 2006, Sequencing oligonucleotides by enrichment of coupling failures using matrix-assisted laser desorption/ ionization time-of-flight mass spectrometry, Curr Protoc Nucleic Acid Chem, Chapter 10, Unit 10:1-7	

ALL REFERENCES CONSIDERED EXCEPT WHERE LINED THROUGH. /T.E.S/

INFORMATION DISCLOSURE STATEMENT BY APPLICANT (Not for submission under 37 CFR 1.99)	Application Number	17339527
	Filing Date	2021-06-04
	First Named Inventor	Gregory Porreca
	Art Unit	N/A
	Examiner Name	Not Yet Assigned Teresa Strzelecka
	Attorney Docket Number	MLB-001/04US 34468/52

	9	Albert, 2007, Direct selection of human genomic loci by microarray hybridization, Nature Methods 4(11):903-5	
	10	Aljanabi, 1997, Universal and rapid salt-extraction of high quality genomic DNA for PCR-based techniques, Nucl. Acids Res 25:4692-4693	
	11	Antonarakis and the Nomenclature Working Group, 1998, Recommendations for a nomenclature system for human gene mutations, Human Mutation 11:1-3	
	12	Archer, 2014, Selective and flexible depletion of problematic sequences from RNA-seq libraries at the cDNA stage, BMC Genomics 15(1):401, 9 pages	
	13	Ball, 2009, Targeted and genome-scale strategies reveal gene-body methylation signatures in human cells, Nat Biotech 27:361-8	
	14	Balzer, 2013, Filtering duplicate reads from 454 pyrosequencing data, Bioinformatics 29(7):830-836	
	15	Barany, 1991, Genetic disease detection and DNA amplification using cloned thermostable ligase, PNAS 88:189-193	
	16	Barany, 1991, The Ligase Chain Reaction in a PCR World, Genome Research 1:5-16	
	17	Bau, 2008, Targeted next-generation sequencing by specific capture of multiple genomic loci using low-volume microfluidic DNA arrays, Analytical and Bioanal Chem 393(1):171-5	
	18	Beer, 1962, Determination of base sequence in nucleic acids with the electron microscope: visibility of a marker, PNAS 48(3):409-416	
	19	Bell, 2011, Carrier testing for severe childhood recessive diseases by next-generation sequencing, Sci Trans Med 3 (65ra4), 15 pages	

ALL REFERENCES CONSIDERED EXCEPT WHERE LINED THROUGH. /T.E.S/

INFORMATION DISCLOSURE STATEMENT BY APPLICANT (Not for submission under 37 CFR 1.99)	Application Number	17339527
	Filing Date	2021-06-04
	First Named Inventor	Gregory Porreca
	Art Unit	N/A
	Examiner Name	Not Yet Assigned Teresa Strzelecka
	Attorney Docket Number	MLB-001/04US 34468/52

	20	Benner, 2001, Evolution, language and analogy in functional genomics, Trends Genet 17:414-8	
	21	Bentzley, 1996, Oligonucleotide sequence and composition determined by matrix-assisted laser desorption/ionization, Anal Chem 68:2141-2146	
	22	Bentzley, 1998, Base specificity of oligonucleotide digestion by calf spleen phosphodiesterase with matrix-assisted laser desorption ionization analysis, Anal Biochem 258:31-37	
	23	Bhangale, 2006, Automating resequencing-based detection of insertion-deletion polymorphisms, Nature Genetics 38:1457-1462	
	24	Bickle, 1993, Biology of DNA Restriction, Microbiol Rev 57(2):434-50	
	25	Blasczyk, 1996, Sequence analysis of the 2nd intron revealed common sequence motifs providing the means for a unique sequencing based typing protocol of the HLA-A locus, Tissue Antigens, 47:102-110	
	26	Bonfield, 2013, Compression of FASTQ and SAM format sequencing data, PLoS One 8(3):e59190, 10 pages	
	27	Bose, 2012, BIND-An algorithm for loss-less compression of nucleotide sequence data, J Biosci 37(4):785-789	
	28	Boyden, 2013, High-throughput screening for SMN1 copy number loss by next-generation sequencing, American Society of Human Genetics 63rd Annual Meeting, Abstract, October 22, 2013, 2 pages	
	29	Boyer, 1971, DNA restriction and modification mechanisms in bacteria, Ann Rev Microbiol 25:153–76	
	30	Braasch, 2001, Locked nucleic acid (LNA): fine-tuning the recognition of DNA and RNA, Chemistry & Biology 8(1):1-7	

ALL REFERENCES CONSIDERED EXCEPT WHERE LINED THROUGH. /T.E.S/

INFORMATION DISCLOSURE STATEMENT BY APPLICANT (Not for submission under 37 CFR 1.99)	Application Number	17339527
	Filing Date	2021-06-04
	First Named Inventor	Gregory Porreca
	Art Unit	N/A
	Examiner Name	Not Yet Assigned Teresa Strzelecka
	Attorney Docket Number	MLB-001/04US 34468/52

	31	Braslavsky, 2003, Sequence information can be obtained from single DNA molecules, PNAS 100:3960-4.	
	32	Brinkman, 2004, Splice Variants as Cancer Biomarkers, Clin Biochem 37:584-594	
	33	Brison, 1982, General method for cloning amplified DNA by differential screening, Mol Cell Biol 2(5):578-587	
	34	Brown, 1979, Chemical synthesis and cloning of a tyrosine tRNA gene, Methods Enzymol, 68:109-51	
	35	Browne, 2002, Metal ion-catalyzed nucleic Acid alkylation and fragmentation, J Am Chem Soc 124(27):7950-7962	
	36	Brownstein, 2014, An international effort towards developing standards for best practices in analysis, interpretation and reporting of clinical genome sequencing results in the CLARITY Challenge, Genome Biol 15:R53, 8 pages	
	37	Bunyan, 2004, Dosage analysis of cancer predisposition genes by multiplex ligation-dependent probe amplification, British Journal of Cancer, 91(6):1155-59.	
	38	Burrow, 1994, A block-sorting lossless data compression algorithm, Technical Report 124, Digital Equipment Corporation, CA., 24 pages	
	39	Carpenter, 2013, Pulling out the 1%: whole-genome capture for the targeted enrichment of ancient DNA sequencing libraries, Am J Hum Genet 93(5):852-864	
	40	Caruthers, 1985, Gene synthesis machines: DNA chemistry and its uses, Science 230:281-285	
	41	Castellani, 2008, Consenses on the use of and interpretation of cystic fibrosis mutation analysis in clinical practice, J Cyst Fib 7:179-196	

ALL REFERENCES CONSIDERED EXCEPT WHERE LINED THROUGH. /T.E.S/

INFORMATION DISCLOSURE STATEMENT BY APPLICANT (Not for submission under 37 CFR 1.99)		
	Application Number	17339527
	Filing Date	2021-06-04
	First Named Inventor	Gregory Porreca
	Art Unit	N/A
	Examiner Name	Not Yet Assigned Teresa Strzelecka
	Attorney Docket Number	MLB-001/04US 34468/52

	42	Challis, 2012, An integrative variant analysis suite for whole exome next-generation sequencing data, BMC Informatics 13(8):1-12	
	43	Chan, 2011, Natural and engineered nicking endonucleases-from cleavage mechanism to engineering of strand-specificity, Nucl Acids Res 39(1):1-18	
	44	Chen, 2010, Identification of racehorse and sample contamination by novel 24-plex STR system, Forensic Sci Int: Genetics 4:158-167	
	45	Chennagiri, 2013, A generalized scalable database model for storing and exploring genetic variations detected using sequencing data, American Society of Human Genetics 63rd Annual Meeting, Abstract, October 22, 2013, 2 pages	
	46	Chevreux, 1999, Genome sequence assembly using trace signals and additional sequence information, Proc GCB 99:45-56	
	47	Chirgwin, 1979, Isolation of biologically active ribonucleic acid from sources enriched in ribonuclease, Biochemistry, 18:5294-99.	
	48	Choe, 2010, Novel CFTR Mutations in a Korean Infant with Cystic Fibrosis and Pancreatic Insufficiency, J Korean Med Sci 25:163-5.	
	49	Chou, 2010, DNA Sequence Capture and Enrichment by Microarray Followed by Next-Generation Sequencing for Targeted Resequencing: Neurofibromatosis Type 1 Gene as a Model, Clinical Chemistry, 56(1):62-72	
	50	Ciotti, 2004, Triplet repeat prmied PCR (TP PCR) in molecular diagnostic testing for Friedrich ataxia, J Mol Diag 6 (4):285-9	

If you wish to add additional non-patent literature document citation information please click the Add button Add

EXAMINER SIGNATURE

Examiner Signature	/TERESA E STRZELECKA/	Date Considered	05/23/2023

*EXAMINER: Initial if reference considered, whether or not citation is in conformance with MPEP 609. Draw line through a citation if not in conformance and not considered. Include copy of this form with next communication to applicant.

EFS Web 2.1.18

ALL REFERENCES CONSIDERED EXCEPT WHERE LINED THROUGH. /T.E.S/

Doc code: IDS
Doc description: Information Disclosure Statement (IDS) Filed

PTO/SB/08a (02-18)
Approved for use through 11/30/2020. OMB 0651-0031
U.S. Patent and Trademark Office; U.S. DEPARTMENT OF COMMERCE
Under the Paperwork Reduction Act of 1995, no persons are required to respond to a collection of information unless it contains a valid OMB control number.

INFORMATION DISCLOSURE STATEMENT BY APPLICANT (**Not for submission under 37 CFR 1.99)**		
	Application Number	17339527
	Filing Date	2021-06-04
	First Named Inventor	Gregory Porreca
	Art Unit	N/A
	Examiner Name	Not Yet Assigned Teresa Strzelecka
	Attorney Docket Number	MLB-001/04US 34468/52

U.S.PATENTS Remove

Examiner Initial*	Cite No	Patent Number	Kind Code[1]	Issue Date	Name of Patentee or Applicant of cited Document	Pages,Columns,Lines where Relevant Passages or Relevant Figures Appear
	1					

If you wish to add additional U.S. Patent citation information please click the Add button. Add

U.S.PATENT APPLICATION PUBLICATIONS Remove

Examiner Initial*	Cite No	Publication Number	Kind Code[1]	Publication Date	Name of Patentee or Applicant of cited Document	Pages,Columns,Lines where Relevant Passages or Relevant Figures Appear
	1	20120021930	A1	2012-01-26	Schoen et al.	
	2	20120046877	A1	2012-02-23	HYLAND et al.	
	3	20120059594	A1	2012-03-08	Hatchwell et al.	
	4	20120074925	A1	2012-03-29	Oliver	
	5	20120079980	A1	2012-04-05	TAYLOR et al.	

ALL REFERENCES CONSIDERED EXCEPT WHERE LINED THROUGH. /T.E.S/

INFORMATION DISCLOSURE STATEMENT BY APPLICANT (Not for submission under 37 CFR 1.99)		
	Application Number	17339527
	Filing Date	2021-06-04
	First Named Inventor	Gregory Porreca
	Art Unit	N/A
	Examiner Name	Not Yet Assigned Teresa Strzelecka
	Attorney Docket Number	MLB-001/04US 34468/52

	6	20120115736	A1	2012-05-10	Bjornson et al.	
	7	20120164630	A1	2012-06-28	Porreca et al.	
	8	20120165202	A1	2012-06-28	Porreca et al.	
	9	20120179384	A1	2012-07-12	Kuramitsu et al.	
	10	20120214678	A1	2012-08-23	RAVA et al.	
	11	20120216151	A1	2012-08-23	Sarkar et al.	
	12	20120236861	A1	2012-09-20	Ganeshalingam et al.	
	13	20120245041	A1	2012-09-27	Brenner et al.	
	14	20120252020	A1	2012-10-04	Shuber	
	15	20120252684	A1	2012-10-04	Selifonov et al.	
	16	20120258461	A1	2012-10-11	Weisbart	

ALL REFERENCES CONSIDERED EXCEPT WHERE LINED THROUGH. /T.E.S/

INFORMATION DISCLOSURE STATEMENT BY APPLICANT (Not for submission under 37 CFR 1.99)		
	Application Number	17339527
	Filing Date	2021-06-04
	First Named Inventor	Gregory Porreca
	Art Unit	N/A
	Examiner Name	Not Yet Assigned Teresa Strzelecka
	Attorney Docket Number	MLB-001/04US 34468/52

	17	20120270212	A1	2012-10-25	RABINOWITZ et al.	
	18	20120270739	A1	2012-10-25	RAVA et al.	
	19	20130129755	A1	2013-05-23	Song	
	20	20130130921	A1	2013-05-23	Gao et al.	
	21	20130178378	A1	2013-07-11	HATCH et al.	
	22	20130183672	A1	2013-07-18	de Laat et al.	
	23	20130222388	A1	2013-08-29	McDonald	
	24	20130268206	A1	2013-10-10	Porreca et al.	
	25	20130268474	A1	2013-10-10	Nizzari et al.	
	26	20130274146	A1	2013-10-17	Umbarger et al.	
	27	20130275103	A1	2013-10-17	Struble et al.	

ALL REFERENCES CONSIDERED EXCEPT WHERE LINED THROUGH. /T.E.S/

INFORMATION DISCLOSURE STATEMENT BY APPLICANT (Not for submission under 37 CFR 1.99)		
	Application Number	17339527
	Filing Date	2021-06-04
	First Named Inventor	Gregory Porreca
	Art Unit	N/A
	Examiner Name	Not Yet Assigned Teresa Strzelecka
	Attorney Docket Number	MLB-001/04US 34468/52

	28	20130288242	A1	2013-10-31	Stoughton et al.	
	29	20130323730	A1	2013-12-05	CURRY et al.	
	30	20130332081	A1	2013-12-12	Reese et al.	
	31	20130337447	A1	2013-12-19	Porreca et al.	
	32	20130344096	A1	2013-12-26	Chiang et al.	
	33	20140129201	A1	2014-05-08	Kennedy et al.	
	34	20140136120	A1	2014-05-15	COLWELL et al.	
	35	20140206552	A1	2014-07-24	Rabinowitz et al.	
	36	20140222349	A1	2014-08-07	Higgins et al.	
	37	20140228226	A1	2014-08-14	Yin et al.	
	38	20140255931	A1	2014-09-11	Porreca et al.	

ALL REFERENCES CONSIDERED EXCEPT WHERE LINED THROUGH. /T.E.S/

INFORMATION DISCLOSURE STATEMENT BY APPLICANT (Not for submission under 37 CFR 1.99)		
	Application Number	17339527
	Filing Date	2021-06-04
	First Named Inventor	Gregory Porreca
	Art Unit	N/A
	Examiner Name	Not Yet Assigned Teresa Strzelecka
	Attorney Docket Number	MLB-001/04US 34468/52

	39	20140274741	A1	2014-09-18	Hunter et al.	
	40	20140308667	A1	2014-10-16	Umbarger	
	41	20140318274	A1	2014-10-30	Zimmerman et al.	
	42	20140342354	A1	2014-11-20	Evans et al.	
	43	20140361022	A1	2014-12-11	Finneran	
	44	20150051085	A1	2015-02-19	Vogelstein et al.	
	45	20150056613	A1	2015-02-26	Kural	
	46	20150111208	A1	2015-04-23	Umbarger et al.	
	47	20150178445	A1	2015-06-25	CIBULSKIS et al.	
	48	20150258170	A1	2015-09-17	McCabe et al.	
	49	20150299767	A1	2015-10-22	Armour et al.	

ALL REFERENCES CONSIDERED EXCEPT WHERE LINED THROUGH. /T.E.S/

INFORMATION DISCLOSURE STATEMENT BY APPLICANT (Not for submission under 37 CFR 1.99)		
	Application Number	17339527
	Filing Date	2021-06-04
	First Named Inventor	Gregory Porreca
	Art Unit	N/A
	Examiner Name	Not Yet Assigned Teresa Strzelecka
	Attorney Docket Number	MLB-001/04US 34468/52

	50	20150310163	A1	2015-10-29	Kingsmore et al.	
	51	20150354003	A1	2015-12-10	Umbarger	
	52	20160003812	A1	2016-01-07	Porreca et al.	
	53	20160034638	A1	2016-02-04	Spence et al.	
	54	20160068889	A1	2016-03-10	Gole et al.	
	55	20160188793	A1	2016-06-30	MUZZEY et al.	
	56	20160210486	A1	2016-07-21	Porreca et al.	
	57	20160251719	A1	2016-09-01	Umbarger	
	58	20170044610	A1	2017-02-16	Johnson	
	59	20170129964	A1	2017-05-11	CHEUNG	
	60	20170183731	A1	2017-06-29	Mann et al.	

ALL REFERENCES CONSIDERED EXCEPT WHERE LINED THROUGH. /T.E.S/

INFORMATION DISCLOSURE STATEMENT BY APPLICANT (Not for submission under 37 CFR 1.99)		
	Application Number	17339527
	Filing Date	2021-06-04
	First Named Inventor	Gregory Porreca
	Art Unit	N/A
	Examiner Name	Not Yet Assigned Teresa Strzelecka
	Attorney Docket Number	MLB-001/04US 34468/52

	61	20170275676	A1	2017-09-28	Umbarger	
	62	20180371533	A1	2018-12-27	Gore et al.	
	63	20190233881	A1	2019-08-01	Umbarger et al.	
	64	20200181696	A1	2020-06-11	Porreca et al.	

If you wish to add additional U.S. Published Application citation information please click the Add button. Add

FOREIGN PATENT DOCUMENTS Remove

Examiner Initial*	Cite No	Foreign Document Number[3]	Country Code[2] i	Kind Code[4]	Publication Date	Name of Patentee or Applicant of cited Document	Pages,Columns,Lines where Relevant Passages or Relevant Figures Appear	T[5]
	1							

If you wish to add additional Foreign Patent Document citation information please click the Add button Add

NON-PATENT LITERATURE DOCUMENTS Remove

Examiner Initials*	Cite No	Include name of the author (in CAPITAL LETTERS), title of the article (when appropriate), title of the item (book, magazine, journal, serial, symposium, catalog, etc), date, pages(s), volume-issue number(s), publisher, city and/or country where published.	T[5]
	1	Cock, 2010, The Sanger FASTQ file format for sequences with quality scores, and the Solexa/Illumina FASTQ variants, Nucleic Acids Res 38(6):1767-1771	
	2	Collins, 2004, Finishing the euchromatic sequence of the human genome, Nature 431(7011):931-45	

EFS Web 2.1.18

ALL REFERENCES CONSIDERED EXCEPT WHERE LINED THROUGH. /T.E.S/

INFORMATION DISCLOSURE STATEMENT BY APPLICANT (Not for submission under 37 CFR 1.99)	Application Number	17339527
	Filing Date	2021-06-04
	First Named Inventor	Gregory Porreca
	Art Unit	N/A
	Examiner Name	Not Yet Assigned Teresa Strzelecka
	Attorney Docket Number	MLB-001/04US 34468/52

	3	Craig, 1997, Removal of repetitive sequences from FISH probes, Hum Genet 100:472	
	4	Cremers, 1998, Autosomal Recessive Retinitis Pigmentosa and Cone-Rod Dystrophy Caused by Splice Site Mutations in the Stargardt's Disease Gene ABCR, Hum Mol Gen 7(3):355-362	
	5	Cronin, 1996, Cystic Fibrosis Mutation Detection by Hybridization to Light-Generated DNA Probe Arrays" Human Mutation 7:244-255	
	6	Dahl, 2005, Multiplex amplification enabled by selective circularization of large sets of genomic DNA fragments, Nucleic Acids Res 33(8):e71, 7 pages	
	7	Daly, 2007, Multiplex Assay for Comprehensive Genotyping of Genes Involved in Drug Metabolism, Excretion, and Transport, Clinical Chemistry, 53:7:1222-1230	
	8	Danecek, 2011, The variant call format and VCFtools, Bioinformatics 27(15):2156-2158	
	9	de la Bastide, 2007, Assembling genome DNA sequences with PHRAP, Current Protocols in Bioinformatics 17:11.4.1-11.4.15, 15 pages	
	10	Delcher, 1999, Alignment of whole genomes, Nuc Acids Res 27(11):2369-2376	
	11	den Dunnen, 2003, Mutation Nomenclature, Curr Prot Hum Genet 7.13.1-7.13.8, 8 pages	
	12	Deng, 2009, targeted bisulfite sequencing reveals changes in DNA methylation, Nat Biotech 27(4):353-360	
	13	Deng, 2012, Supplementary Material, Nature Biotechnology, S1-1 - S1-1 1, Retrieved from the Internet on 2012-10-24, 12 pages	

ALL REFERENCES CONSIDERED EXCEPT WHERE LINED THROUGH. /T.E.S/

INFORMATION DISCLOSURE STATEMENT BY APPLICANT (Not for submission under 37 CFR 1.99)	Application Number	17339527
	Filing Date	2021-06-04
	First Named Inventor	Gregory Porreca
	Art Unit	N/A
	Examiner Name	Not Yet Assigned Teresa Strzelecka
	Attorney Docket Number	MLB-001/04US 34468/52

	14	Deorowicz, 2013, Data compression for sequencing data, Alg for Mole Bio 8:25, 13 pages	
	15	Diep, 2012, Library-free methylation sequencing with bisulfite padlock probes, Nature Methods 9:270-272 (and supplemental information)	
	16	DiGuistini, 2009, De novo sequence assembly of a filamentous fungus using Sanger, 454 and Illumina sequence data, Genome Biology, 10:R94, 12 pages	
	17	Dolinsek, 2013, Depletion of unwanted nucleic acid templates by selection cleavage: LNAzymes, catalytically active oligonucleotides containing locked nucleic acids, open a new window for detecting rare microbial community members, App Env Microbiol 79(5):1534-1544	
	18	Dong, 2011, Mutation surveyor: An in silico tool for sequencing analysis, Methods Mol Biol 760:223-37	
	19	Dou, 2012, Reference-free SNP calling: improved accuracy by preventing incorrect calls from repetitive genomic regions, Biology Direct 7:17	
	20	Drmanac, 1992, Sequencing by hybridization: towards an automated sequencing of one million M13 clones arrayed on membranes, Elctrophoresis 13:566-573	
	21	Dudley, 2009, A quick guide for developing effective bioinformatics programming skills, PLoS Comp Biol 5(12): e1000589, 7 pages	
	22	Ericsson, 2008, A dual-tag microarray platform for high-performance nucleic acid and protein analyses, Nucl Acids Res 36:e45, 9 pages	
	23	Fares, 2008, Carrier frequency of autosomal-recessive disorders in the Ashkenazi Jewish population: should the rationale for mutation choice for screening be reevaluated?, Prenatal Diagnosis 28:236-41.	
	24	Faulstich, 1997, A sequencing method for RNA oligonucleotides based on mass spectrometry, Anal Chem 69:4349-4353	

ALL REFERENCES CONSIDERED EXCEPT WHERE LINED THROUGH. /T.E.S/

INFORMATION DISCLOSURE STATEMENT BY APPLICANT (Not for submission under 37 CFR 1.99)		
	Application Number	17339527
	Filing Date	2021-06-04
	First Named Inventor	Gregory Porreca
	Art Unit	N/A
	Examiner Name	Not Yet Assigned Teresa Strzelecka
	Attorney Docket Number	MLB-001/04US 34468/52

	25	Faust, 2014, SAMBLASTER: fast duplicate marking and structural variant read extraction, Bioinformatics published online May 7, 2014, 2 pages	
	26	Fitch, 1970, Distinguishing homologs from analogous proteins, Syst Biol 19(2):99-113	
	27	Flaschker, 2007, Description of the mutations in 15 subjects with variant forms of maple syrup urine disease, J Inherit Metab Dis 30:903-909	
	28	Frey, 2006, Statistics Hacks 108-115.	
	29	Friedenson, 2005, BRCA1 and BRCA2 Pathways and the Risk of Cancers Other Than Breast or Ovarian, Medscape General Medicine 7(2):60, 28 pages	
	30	Fu, 2010, Repeat subtraction-mediated sequence capture from a complex genome, The Plant Journal, 62:898-909	
	31	Furtado, 2011, Characterization of large genomic deletions in the FBN1 gene using multiplex ligation-dependent probe amplification, BMC Med Gen 12:119-125	
	32	Garber, 2008, Fixing the front end, Nat Biotech 26(10):1101-1104	
	33	Gemayel, 2010, Variable tandem repeats accelerate evolution of coding and regulatory sequences, Ann Rev Genet 44:445-77	
	34	Giusti, 1993, Synthesis and Characterization of f'-Fluorescent-dye-labeled Oligonucleotides, PCR Meth Appl 2:223-227	
	35	Glover, 1995, Sequencing of oligonucleotides using high performance liquid chromatography and electrospray mass spectrometry, Rapid Com Mass Spec 9:897-901	

EFS Web 2.1.18

ALL REFERENCES CONSIDERED EXCEPT WHERE LINED THROUGH. /T.E.S/

INFORMATION DISCLOSURE STATEMENT BY APPLICANT (Not for submission under 37 CFR 1.99)	Application Number	17339527
	Filing Date	2021-06-04
	First Named Inventor	Gregory Porreca
	Art Unit	N/A
	Examiner Name	Not Yet Assigned Teresa Strzelecka
	Attorney Docket Number	MLB-001/04US 34468/52

	36	Gnirke, 2009, Solution hybrid selection with ultra-long oligonucleotides for massively parallel targeted sequencing, nature biotechnology 27:182-9.	
	37	Goto, 1994, A Study on Development of a Deductive Object-Oriented Database and Its Application to Genome Analysis, PhD Thesis, Kyushu University, Kyushu, Japan, 106 pages	
	38	Goto, 2010, BioRuby: bioinformatics software for the Ruby programming language, Bioinformatics 26(20):2617-2619	
	39	Green, 2005, Suicide polymerase endonuclease restriction, a novel technique for enhancing PCR amplification of minor DNA template, Appl Env Microbiol 71(8):4721-4727	
	40	Guerrero-Fernandez, 2013, FQbin: a compatible and optimize dformat for storing and managing sequence data, IWBBIO Proceedings, Granada 337-344	
	41	Gupta, 1991, A general method for the synthesis of 3'-sulfhydryl and phosphate group containing oligonucleotides, Nucl Acids Res 19(11):3019-3025	
	42	Gupta, 2014, Expanding the genetic toolkit: ZFNs, TALENs, and CRISPR-Cas9, J Clin Invest 124(10):4154-4161	
	43	Gustincich, 1991, A fast method for high-quality genomic DNA extraction from whole human blood, BioTechniques 11 (3):298-302	
	44	Gut, 1995, A procedure for selective DNA alkylation and detection by mass spectrometry, Nucl Acids Res 23 (8):1367-1373	
	45	Hallam, 2014, Validation for Clinical Use of, and Initial Clinical Experience with, a Novel Approach to Population-Based Carrier Screening using High-Throughput Next-Generation DNA Sequencing, J Mol Diagn 16:180-9	
	46	Hammond, 1996, Extraction of DNA from preserved animal specimens for use in randomly amplified polymorphic DNA analysis, Anal Biochem 240:298-300	

ALL REFERENCES CONSIDERED EXCEPT WHERE LINED THROUGH. /T.E.S/

INFORMATION DISCLOSURE STATEMENT BY APPLICANT (Not for submission under 37 CFR 1.99)		
	Application Number	17339527
	Filing Date	2021-06-04
	First Named Inventor	Gregory Porreca
	Art Unit	N/A
	Examiner Name	Not Yet Assigned Teresa Strzelecka
	Attorney Docket Number	MLB-001/04US 34468/52

	47	Hardenbol, 2003, Multiplexed genotyping with sequence-tagged molecular inversion probes, Nat Biotech 21:673-8.	
	48	Hardenbol, 2005, Highly multiplexed molecular inversion probe genotyping: over 10,000 targeted SNPs genotyped in a single tube assay, Genome Res 15:269-75	
	49	Harris, 2006, Defects can increase the melting temperature of DNA-nanoparticle assemblies, J Phys Chem B 110 (33):16393-6	
	50	Harris, 2008, Helicos True Single Molecule Sequencing (tSMS) Science 320:106-109	

If you wish to add additional non-patent literature document citation information please click the Add button Add

EXAMINER SIGNATURE

Examiner Signature	/TERESA E STRZELECKA/	Date Considered	05/23/2023

*EXAMINER: Initial if reference considered, whether or not citation is in conformance with MPEP 609. Draw line through a citation if not in conformance and not considered. Include copy of this form with next communication to applicant.

[1] See Kind Codes of USPTO Patent Documents at www.USPTO.GOV or MPEP 901.04. [2] Enter office that issued the document, by the two-letter code (WIPO Standard ST.3). [3] For Japanese patent documents, the indication of the year of the reign of the Emperor must precede the serial number of the patent document. [4] Kind of document by the appropriate symbols as indicated on the document under WIPO Standard ST.16 if possible. [5] Applicant is to place a check mark here if English language translation is attached.

ALL REFERENCES CONSIDERED EXCEPT WHERE LINED THROUGH. /T.E.S/

Bibliographic Data

Application No: 17/339,527

Foreign Priority claimed: ○ Yes ◉ No

35 USC 119 (a-d) conditions met: ☐ Yes ☐ No ☐ Met After Allowance

Verified and Acknowledged: /TERESA E STRZELECKA/ (Examiner's Signature) | Initials

Title: METHODS FOR MAINTAINING THE INTEGRITY AND IDENTIFICATION OF A NUCLEIC ACID TEMPLATE IN A MULTIPLEX SEQUENCING REACTION

FILING or 371(c) DATE	CLASS	GROUP ART UNIT	ATTORNEY DOCKET NO.
06/04/2021 **RULE**	435	1637	MLBS-001C02US 344251-2004

APPLICANTS

Molecular Loop Biosciences, Inc., Cambridge, MA,

INVENTORS

Gregory Porreca, Cambridge, MA, UNITED STATES

Mark Umbarger, Brookline, MA, UNITED STATES

George Church, Brookline, MA, UNITED STATES

CONTINUING DATA

This application is a CON of 17149504 01/14/2021 PAT 11041852

17149504 is a CON of 14854629 09/15/2015 PAT 11041851

14854629 is a DIV of 13081660 04/07/2011 PAT 9163281

13081660 has PRO of 61426817 12/23/2010

FOREIGN APPLICATIONS

IF REQUIRED, FOREIGN LICENSE GRANTED**

06/14/2021

**** SMALL ENTITY ****

STATE OR COUNTRY

UNITED STATES

ADDRESS

COOLEY LLP
ATTN: IP Docketing Department
1299 Pennsylvania Avenue, NW
Suite 700
Washington, DC 20004

UNITED STATES

FILING FEE RECEIVED

$910

Doc code: IDS
Doc description: Information Disclosure Statement (IDS) Filed

PTO/SB/08a (02-18)
Approved for use through 11/30/2020. OMB 0651-0031
U.S. Patent and Trademark Office; U.S. DEPARTMENT OF COMMERCE
Under the Paperwork Reduction Act of 1995, no persons are required to respond to a collection of information unless it contains a valid OMB control number.

INFORMATION DISCLOSURE STATEMENT BY APPLICANT (**Not for submission under 37 CFR 1.99)**		
	Application Number	17339527
	Filing Date	2021-06-04
	First Named Inventor	Gregory Porreca
	Art Unit	N/A
	Examiner Name	Not Yet Assigned Teresa Strzelecka
	Attorney Docket Number	MLB-001/04US 34468/52

U.S.PATENTS Remove

Examiner Initial*	Cite No	Patent Number	Kind Code[1]	Issue Date	Name of Patentee or Applicant of cited Document	Pages,Columns,Lines where Relevant Passages or Relevant Figures Appear
	1					

If you wish to add additional U.S. Patent citation information please click the Add button. Add

U.S.PATENT APPLICATION PUBLICATIONS Remove

Examiner Initial*	Cite No	Publication Number	Kind Code[1]	Publication Date	Name of Patentee or Applicant of cited Document	Pages,Columns,Lines where Relevant Passages or Relevant Figures Appear
	1					

If you wish to add additional U.S. Published Application citation information please click the Add button. Add

FOREIGN PATENT DOCUMENTS Remove

Examiner Initial*	Cite No	Foreign Document Number[3]	Country Code[2] i	Kind Code[4]	Publication Date	Name of Patentee or Applicant of cited Document	Pages,Columns,Lines where Relevant Passages or Relevant Figures Appear	T[5]
	1							

If you wish to add additional Foreign Patent Document citation information please click the Add button Add

NON-PATENT LITERATURE DOCUMENTS Remove

Examiner Initials*	Cite No	Include name of the author (in CAPITAL LETTERS), title of the article (when appropriate), title of the item (book, magazine, journal, serial, symposium, catalog, etc), date, pages(s), volume-issue number(s), publisher, city and/or country where published.	T[5]

ALL REFERENCES CONSIDERED EXCEPT WHERE LINED THROUGH. /T.E.S/

INFORMATION DISCLOSURE STATEMENT BY APPLICANT (Not for submission under 37 CFR 1.99)	Application Number	17339527
	Filing Date	2021-06-04
	First Named Inventor	Gregory Porreca
	Art Unit	N/A
	Examiner Name	Not Yet Assigned Teresa Strzelecka
	Attorney Docket Number	MLB-001/04US 34468/52

	1	Owens, 1998, Aspects of oligonucleotide and peptide sequencing with MALDI and electrospray mass spectrometry, Bioorg Med Chem 6:1547-1554	
	2	Parameswaran, 2007, A pyrosequencing-tailored nucleotide barcode design unveils opportunities for large-scale sample multiplexing, Nucl Acids Rese 35:e130, 27 pages	
	3	Parkinson, 2012, Preparation of high-quality next-generation sequencing libraries from picogram quantities of target DNA, Genome Res 22:125-133	
	4	Pastor, 2010, Conceptual modeling of human genome mutations: a dichotomy between what we have and what we shoudl have, 2010 Proc BIOSTEC Bioinformatics, pp: 160-166	
	5	Paton, 2000, Conceptual modelling of genomic information, Bioinformatics 16(6):548-57	
	6	Pearson, 1988, Improved tools for biological sequence comparison, PNAS 85(8):2444-8	
	7	Pertea, 2003, TIGR gene indices clustering tools (TGICL), Bioinformatics 19(5):651-52	
	8	Pieles, 1993, Matrix-assisted laser desorption ionization time-of-flight mass spectrometry: A powerful tool for the mass and sequence analysis of natural and modified oligonucleotides, Nucleic Acids Res 21:3191-3196	
	9	Pinho, 2013, MFCompress: a compression tool for FASTA and multi-FASTA data, Bioinformatics 30(1):117-8	
	10	Porreca, 2007, Multiplex amplificaiton of large sets of human exons, Nat Meth 4(11):931-936	
	11	Porreca, 2013, Analytical performance of a Next-Generation DNA sequencing-based clinical workflow for genetic carrier screening, American Society of Human Genetics 63rd Annual Meeting, Abstract, October 22, 2013, 2 pages	

ALL REFERENCES CONSIDERED EXCEPT WHERE LINED THROUGH. /T.E.S/

INFORMATION DISCLOSURE STATEMENT BY APPLICANT (Not for submission under 37 CFR 1.99)		
	Application Number	17339527
	Filing Date	2021-06-04
	First Named Inventor	Gregory Porreca
	Art Unit	N/A
	Examiner Name	Not Yet Assigned Teresa Strzelecka
	Attorney Docket Number	MLB-001/04US 34468/52

	12	Pourmand, 2006, PathgoenMIPer: a tool for the design of molecular inversion probes, BMC informatics 7:500, 10 pages	
	13	Procter, 2006, Molecular diagnosis of Prader-Willi and Angelman syndromes by methylation-specific melting analysis and methylation-specific multiplex ligation-dependent probe amplification, Clin Chem 52(7):1276-83	
	14	Qiagen, 2011, Gentra Puregene handbook, 3d Ed., 72 pages	
	15	Quail, 2010, DNA: Mechanical Breakage, In Encyclopedia of Life Sciences, John Wiley & Sons Ltd, Chicester (5 pages)	
	16	Rambaut, 1997, Seq-Gen:an application for the Monte Carlo simulation of DNA sequence evolution along phylogenetic trees, Bioinformatics 13:235-38	
	17	Richards, 2008 ACMG recommendations for standards for interpretation and reporting of sequence variations: Revisions, Genet Med 10(4):294-300	
	18	Richter, 2008, MetaSim-A Sequencing Simulator for Genomics and Metagenomics, PLoS ONE 3:e3373, 12 pages	
	19	Roberts, 1980, Restriction and modification enzymes and their recognition sequences, Nucleic Acids Res 8(1):r63–r80	
	20	Rodriguez, 2010, Constructions from Dots and Lines, Bull Am Soc Inf Sci Tech 36(6):35-41	
	21	Rosendahl, 2013, CFTR, SPINK1, CTRC and PRSS1 variants in chronic pancreatitis: is the role of mutated CFTR overestimated?, Gut 62:582-592	
	22	Rothberg, 2011, An integrated semiconductor device enabling non-optical genome sequencing, Nature 475:348-352	

ALL REFERENCES CONSIDERED EXCEPT WHERE LINED THROUGH. /T.E.S/

INFORMATION DISCLOSURE STATEMENT BY APPLICANT (Not for submission under 37 CFR 1.99)		
	Application Number	17339527
	Filing Date	2021-06-04
	First Named Inventor	Gregory Porreca
	Art Unit	N/A
	Examiner Name	Not Yet Assigned Teresa Strzelecka
	Attorney Docket Number	MLB-001/04US 34468/52

	23	Rowntree, 2003, The phenotypic consequences of CFTR mutations, Ann Hum Gen 67:471-485	
	24	Saihan, 2009, Update on Usher syndrome, Curr Op Neurology 22(1):19-24	
	25	Sanger, 1977, DNA Sequencing with chain-terminating inhibitors, PNAS 74(12):5463-5467	
	26	Santa Lucia, 1998, A unified view of polymer, dumbbell, and oligonucleotide DNA nearest-neighbor thermodynamics, PNAS 95(4):1460-5	
	27	Sargent, 1987, Isolation of differentially expressed genes, Meth Enzym 152:423-432	
	28	Sauro, 2004, How Do You Calculate a Z-Score/ Sigma Level?, https://www.measuringusability.com/zcalc.htm (online publication), 3 pages	
	29	Sauro, 2004, What's a Z-score and Why Use It in Usability Testing?, https://www.measuringusability.com/z.htm (online publication), 4 pages	
	30	Schadt, 2010, A window into third-generation sequencing, Human Mol Genet 19(R2):R227-40	
	31	Schatz, 2010, Assembly of large genomes using second-generation sequencing, Genome Res., 20:1165-1173	
	32	Schiffman, 2007, Adapting molecular inversion probe (MIP) technology for allele quantification in childhood leukemia, Journal of Clinical Oncology, 25, p530, 5 pages	
	33	Schiffman, 2009, Molecular inversion probes reveal patterns of 9p21 deletion and copy number aberrations in childhood leukemia, Cancer Genetics and Cytogenetics 193:9-18.	

EFS Web 2.1.18

ALL REFERENCES CONSIDERED EXCEPT WHERE LINED THROUGH. /T.E.S/

INFORMATION DISCLOSURE STATEMENT BY APPLICANT (Not for submission under 37 CFR 1.99)	Application Number	17339527
	Filing Date	2021-06-04
	First Named Inventor	Gregory Porreca
	Art Unit	N/A
	Examiner Name	Not Yet Assigned Teresa Strzelecka
	Attorney Docket Number	MLB-001/04US 34468/52

	34	Schneeberger, 2011, Reference-guided assembly of four diverse Arabidopsis thaliana genomes, PNAS 108 (25):10249-10254	
	35	Schouten, 2002, Relative Quantification of 40 Nucleic Acid Sequences by Multiplex Ligation-Dependent Probe Amplification, Nucle Acids Res 30 (12):257, 13 pages	
	36	Schrijver, 2005, Diagnostic testing by CFTR gene mutation analysis in a large group of Hispanics, J Mol Diag 7 (2):289-299	
	37	Schuette, 1995, Sequence analysis of phosphorothioate oligonucleotides via matrix-assisted laser desorption ionization time-of-flight mass spectrometry, J Pharm Biomed Anal 13:1195-1203	
	38	Schwartz, 2009, Identification of cystic fibrosis variants by polymerase chain reaction/oligonucleotide ligation assay, J Mol Diag 11(3):211-15	
	39	Schwartz, 2011, Clinical utility of single nucleotide polymorphism arrays, Clin Lab Med 31(4):581-94	
	40	Sequeira, 1997, Implementing generic, object-oriented models in biology, Ecological Modeling 94.1:17-31	
	41	Shagin, 2002, A novel method for SNP detection, Genome Res 12:1935-1942	
	42	Shen, 2011, High quality DNA sequence capture of 524 disease candidate genes, PNAS 108(16):6549-6554	
	43	Shen, 2013, Multiplex capture with double-stranded DNA probes, Genome Medicine 5(50):1-8	
	44	Sievers, 2011, Fast, scalable generation of high-quality protein multiple sequence alignments using Clustal Omega, Mol Syst Biol 7:539, 6 pages	

ALL REFERENCES CONSIDERED EXCEPT WHERE LINED THROUGH. /T.E.S/

INFORMATION DISCLOSURE STATEMENT BY APPLICANT (Not for submission under 37 CFR 1.99)		
	Application Number	17339527
	Filing Date	2021-06-04
	First Named Inventor	Gregory Porreca
	Art Unit	N/A
	Examiner Name	Not Yet Assigned Teresa Strzelecka
	Attorney Docket Number	MLB-001/04US 34468/52

	45	Simpson, 2009, ABySS: A parallel assembler for short read sequence data, Genome Res., 19(6):1117-23	
	46	Slater, 2005, Automated generation of heuristics for biological sequence comparison, BMC Bioinformatics 6:31, 11 pages	
	47	Smirnov, 1996, Sequencing oligonucleotides by exonuclease digestion and delayed extraction matrix-assisted laser desorption ionization time-of-flight mass spectrometry, Anal Biochem 238:19-25	
	48	Smith, 1985, The synthesis of oligonucleotides containing an aliphatic amino group at the 5' terminus: synthesis of fluorescent DNA primers for use in DNA sequence analysis, Nucl Acid Res 13:2399-2412	
	49	Smith, 2010, Highly-multiplexed barcode sequencing: an efficient method for parallel analysis of pooled samples, Nucleic Acids Research 38(13):e142, 8 pages	
	50	Soni, 2007, Progress toward ultrafast DNA sequencing using solid-state nanopores, Clin Chem 53(11):1996-2001	

If you wish to add additional non-patent literature document citation information please click the Add button Add

EXAMINER SIGNATURE

Examiner Signature	/TERESA E STRZELECKA/	Date Considered	05/23/2023

*EXAMINER: Initial if reference considered, whether or not citation is in conformance with MPEP 609. Draw line through a citation if not in conformance and not considered. Include copy of this form with next communication to applicant.

[1] See Kind Codes of USPTO Patent Documents at www.USPTO.GOV or MPEP 901.04. [2] Enter office that issued the document, by the two-letter code (WIPO Standard ST.3). [3] For Japanese patent documents, the indication of the year of the reign of the Emperor must precede the serial number of the patent document. [4] Kind of document by the appropriate symbols as indicated on the document under WIPO Standard ST.16 if possible. [5] Applicant is to place a check mark here if English language translation is attached.

ALL REFERENCES CONSIDERED EXCEPT WHERE LINED THROUGH. /T.E.S/

PTO/SB/06 (09-11)
Approved for use through 1/31/2014. OMB 0651-0032
U.S. Patent and Trademark Office; U.S. DEPARTMENT OF COMMERCE
Under the Paperwork Reduction Act of 1995, no persons are required to respond to a collection of information unless it displays a valid OMB control number.

PATENT APPLICATION FEE DETERMINATION RECORD Substitute for Form PTO-875	Application or Docket Number 17/339,527	Filing Date 06/04/2021	☐ To be Mailed

ENTITY: ☐ LARGE ☑ SMALL ☐ MICRO

APPLICATION AS FILED - PART I

FOR	(Column 1) NUMBER FILED	(Column 2) NUMBER EXTRA		RATE ($)	FEE ($)
☐ BASIC FEE (37 CFR 1.16(a), (b), or (c))	N/A	N/A		N/A	
☐ SEARCH FEE (37 CFR 1.16(k), (i), or (m))	N/A	N/A		N/A	
☐ EXAMINATION FEE (37 CFR 1.16(o), (p), or (q))	N/A	N/A		N/A	
TOTAL CLAIMS (37 CFR 1.16(i))	minus 20 =	*		x $50 =	
INDEPENDENT CLAIMS (37 CFR 1.16(h))	minus 3 =	*		x $240 =	
☐ APPLICATION SIZE FEE (37 CFR 1.16(s))	If the specification and drawings exceed 100 sheets of paper, the application size fee due is $310 ($155 for small entity) for each additional 50 sheets or fraction thereof. See 35 U.S.C. 41(a)(1)(G) and 37 CFR 1.16(s).				
☐ MULTIPLE DEPENDENT CLAIM PRESENT (37 CFR 1.16(j))					
* If the difference in column 1 is less than zero, enter "0" in column 2.				TOTAL	

APPLICATION AS AMENDED - PART II

AMENDMENT	06/14/2023	(Column 1) CLAIMS REMAINING AFTER AMENDMENT		(Column 2) HIGHEST NUMBER PREVIOUSLY PAID FOR	(Column 3) PRESENT EXTRA		RATE ($)	ADDITIONAL FEE ($)
	Total (37 CFR 1.16(i))	* 6	Minus	** 25	= 0		x $40 =	0
	Independent (37 CFR 1.16(h))	* 1	Minus	*** 3	= 0		x $192 =	0
	☐ Application Size Fee (37 CFR 1.16(s))							
	☐ FIRST PRESENTATION OF MULTIPLE DEPENDENT CLAIM (37 CFR 1.16(j))							
							TOTAL ADD'L FEE	0

AMENDMENT		(Column 1) CLAIMS REMAINING AFTER AMENDMENT		(Column 2) HIGHEST NUMBER PREVIOUSLY PAID FOR	(Column 3) PRESENT EXTRA		RATE ($)	ADDITIONAL FEE ($)
	Total (37 CFR 1.16(i))	*	Minus	**	=		x $0 =	
	Independent (37 CFR 1.16(h))	*	Minus	***	=		x $0 =	
	☐ Application Size Fee (37 CFR 1.16(s))							
	☐ FIRST PRESENTATION OF MULTIPLE DEPENDENT CLAIM (37 CFR 1.16(j))							
							TOTAL ADD'L FEE	

* If the entry in column 1 is less than the entry in column 2, write "0" in column 3.	SLIE
** If the "Highest Number Previously Paid For" IN THIS SPACE is less than 20, enter "20".	/NICHELE D PETERSON/
*** If the "Highest Number Previously Paid For" IN THIS SPACE is less than 3, enter "3".	
The "Highest Number Previously Paid For" (Total or Independent) is the highest number found in the appropriate box in column 1.	

This collection of information is required by 37 CFR 1.16. The information is required to obtain or retain a benefit by the public which is to file (and by the USPTO to process) an application. Confidentiality is governed by 35 U.S.C. 122 and 37 CFR 1.14. This collection is estimated to take 12 minutes to complete, including gathering, preparing, and submitting the completed application form to the USPTO. Time will vary depending upon the individual case. Any comments on the amount of time you require to complete this form and/or suggestions for reducing this burden, should be sent to the Chief Information Officer, U.S. Patent and Trademark Office, U.S. Department of Commerce, P.O. Box 1450, Alexandria, VA 22313-1450. DO NOT SEND FEES OR COMPLETED FORMS TO THIS ADDRESS. **SEND TO: Commissioner for Patents, P.O. Box 1450, Alexandria, VA 22313-1450.**

If you need assistance in completing the form, call 1-800-PTO-9199 and select option 2.

Doc Code: DIST.E.FILE Document Description: Electronic Terminal Disclaimer - Filed	PTO/SB/26 U.S. Patent and Trademark Office Department of Commerce

Electronic Petition Request	**TERMINAL DISCLAIMER TO OBVIATE A DOUBLE PATENTING REJECTION OVER A "PRIOR" PATENT**
Application Number	17339527
Filing Date	04-Jun-2021
First Named Inventor	Gregory Porreca
Attorney Docket Number	MLBS-001C02US 344251-2004
Title of Invention	METHODS FOR MAINTAINING THE INTEGRITY AND IDENTIFICATION OF A NUCLEIC ACID TEMPLATE IN A MULTIPLEX SEQUENCING REACTION

☒ Filing of terminal disclaimer does not obviate requirement for response under 37 CFR 1.111 to outstanding Office Action

☒ This electronic Terminal Disclaimer is not being used for a Joint Research Agreement.

Owner	Percent Interest
Molecular Loop Biosciences, Inc.	100%

The owner(s) with percent interest listed above in the instant application hereby disclaims, except as provided below, the terminal part of the statutory term of any patent granted on the instant application which would extend beyond the expiration date of the full statutory term of prior patent number(s)

11041852

as the term of said prior patent is presently shortened by any terminal disclaimer. The owner hereby agrees that any patent so granted on the instant application shall be enforceable only for and during such period that it and the prior patent are commonly owned. This agreement runs with any patent granted on the instant application and is binding upon the grantee, its successors or assigns.

In making the above disclaimer, the owner does not disclaim the terminal part of the term of any patent granted on the instant application that would extend to the expiration date of the full statutory term of the prior patent, "as the term of said prior patent is presently shortened by any terminal disclaimer," in the event that said prior patent later:
- expires for failure to pay a maintenance fee;
- is held unenforceable;
- is found invalid by a court of competent jurisdiction;
- is statutorily disclaimed in whole or terminally disclaimed under 37 CFR 1.321;
- has all claims canceled by a reexamination certificate;
- is reissued; or
- is in any manner terminated prior to the expiration of its full statutory term as presently shortened by any terminal disclaimer.

◉ Terminal disclaimer fee under 37 CFR 1.20(d) is included with Electronic Terminal Disclaimer request.

○	I certify, in accordance with 37 CFR 1.4(d)(4), that the terminal disclaimer fee under 37 CFR 1.20(d) required for this terminal disclaimer has already been paid in the above-identified application.

Applicant claims the following fee status:

◉ Small Entity

○ Micro Entity

○ Regular Undiscounted

I hereby declare that all statements made herein of my own knowledge are true and that all statements made on information and belief are believed to be true; and further that these statements were made with the knowledge that willful false statements and the like so made are punishable by fine or imprisonment, or both, under Section 1001 of Title 18 of the United States Code and that such willful false statements may jeopardize the validity of the application or any patent issued thereon.

THIS PORTION MUST BE COMPLETED BY THE SIGNATORY OR SIGNATORIES

I certify, in accordance with 37 CFR 1.4(d)(4) that I am:

◉ An attorney or agent registered to practice before the Patent and Trademark Office who is of record in this application

Registration Number 42764

○ A sole inventor

○ A joint inventor; I certify that I am authorized to sign this submission on behalf of all of the inventors as evidenced by the power of attorney in the application

○ A joint inventor; all of whom are signing this request

Signature	/Cynthia Kozakiewicz/
Name	Cynthia A. Kozakiewicz

*Statement under 37 CFR 3.73(b) is required if terminal disclaimer is signed by the assignee (owner).
Form PTO/SB/96 may be used for making this certification. See MPEP § 324.

Electronic Patent Application Fee Transmittal

Application Number:	17339527
Filing Date:	04-Jun-2021
Title of Invention:	METHODS FOR MAINTAINING THE INTEGRITY AND IDENTIFICATION OF A NUCLEIC ACID TEMPLATE IN A MULTIPLEX SEQUENCING REACTION
First Named Inventor/Applicant Name:	Gregory Porreca
Filer:	Cynthia A. Kozakiewicz/Johanna Vecchia
Attorney Docket Number:	MLBS-001C02US 344251-2004

Filed as Small Entity

Filing Fees for Utility under 35 USC 111(a)

Description	Fee Code	Quantity	Amount	Sub-Total in USD($)
Basic Filing:				
STATUTORY OR TERMINAL DISCLAIMER	2814	1	170	170
Pages:				
Claims:				
Miscellaneous-Filing:				
Petition:				
Patent-Appeals-and-Interference:				
Post-Allowance-and-Post-Issuance:				

Description	Fee Code	Quantity	Amount	Sub-Total in USD($)
Extension-of-Time:				
Miscellaneous:				
		Total in USD ($)		**170**

Doc Code: DISQ.E.FILE
Document Description: Electronic Terminal Disclaimer – Approved

Application No.: 17339527

Filing Date: 04-Jun-2021

Applicant/Patent under Reexamination: Porreca

Electronic Terminal Disclaimer filed on June 14, 2023

☒ APPROVED

This patent is subject to a terminal disclaimer

☐ DISAPPROVED

Approved/Disapproved by: Electronic Terminal Disclaimer automatically approved by EFS-Web

U.S. Patent and Trademark Office

Electronic Acknowledgement Receipt	
EFS ID:	48154670
Application Number:	17339527
International Application Number:	
Confirmation Number:	1852
Title of Invention:	METHODS FOR MAINTAINING THE INTEGRITY AND IDENTIFICATION OF A NUCLEIC ACID TEMPLATE IN A MULTIPLEX SEQUENCING REACTION
First Named Inventor/Applicant Name:	Gregory Porreca
Customer Number:	58249
Filer:	Cynthia A. Kozakiewicz/Johanna Vecchia
Filer Authorized By:	Cynthia A. Kozakiewicz
Attorney Docket Number:	MLBS-001C02US 344251-2004
Receipt Date:	14-JUN-2023
Filing Date:	04-JUN-2021
Time Stamp:	19:01:30
Application Type:	Utility under 35 USC 111(a)

Payment information:

Submitted with Payment	yes
Payment Type	DA
Payment was successfully received in RAM	$170
RAM confirmation Number	E20236DJ01297110
Deposit Account	
Authorized User	
The Director of the USPTO is hereby authorized to charge indicated fees and credit any overpayment as follows:	

File Listing:

Document Number	Document Description	File Name	File Size(Bytes)/ Message Digest	Multi Part /.zip	Pages (if appl.)
1	Terminal Disclaimer-Filed (Electronic)	eTerminal-Disclaimer.pdf	41434 346061cc73a2d959a44fec34ac2aa72e74108c42	no	2
Warnings:					
Information:					
2	Fee Worksheet (SB06)	fee-info.pdf	38477 e86bb3851453ce984391b0c94f422f5dc220585f	no	2
Warnings:					
Information:					
		Total Files Size (in bytes):	79911		

This Acknowledgement Receipt evidences receipt on the noted date by the USPTO of the indicated documents, characterized by the applicant, and including page counts, where applicable. It serves as evidence of receipt similar to a Post Card, as described in MPEP 503.

New Applications Under 35 U.S.C. 111
If a new application is being filed and the application includes the necessary components for a filing date (see 37 CFR 1.53(b)-(d) and MPEP 506), a Filing Receipt (37 CFR 1.54) will be issued in due course and the date shown on this Acknowledgement Receipt will establish the filing date of the application.
National Stage of an International Application under 35 U.S.C. 371
If a timely submission to enter the national stage of an international application is compliant with the conditions of 35 U.S.C. 371 and other applicable requirements a Form PCT/DO/EO/903 indicating acceptance of the application as a national stage submission under 35 U.S.C. 371 will be issued in addition to the Filing Receipt, in due course.
New International Application Filed with the USPTO as a Receiving Office
If a new international application is being filed and the international application includes the necessary components for an international filing date (see PCT Article 11 and MPEP 1810), a Notification of the International Application Number and of the International Filing Date (Form PCT/RO/105) will be issued in due course, subject to prescriptions concerning national security, and the date shown on this Acknowledgement Receipt will establish the international filing date of the application.

Docket No.: MLBS-001/C02US 344251-2004
(PATENT)

IN THE UNITED STATES PATENT AND TRADEMARK OFFICE

First Inventor:	Gregory PORRECA	Confirmation No.:	1852
Application No.:	17/339,527	Group Art Unit:	1637
Filed:	June 4, 2021	Examiner:	T. E. Strzelecka

For: METHODS FOR MAINTAINING THE INTEGRITY AND IDENTIFICATION OF A NUCLEIC ACID TEMPLATE IN A MULTIPLEX SEQUENCING REACTION

Commissioner for Patents
P.O. Box 1450
Alexandria, VA 22313-1450

RESPONSE TO NON-FINAL OFFICE ACTION

In response to the non-final Office Action dated June 1, 2023, to which the deadline for responding is September 1, 2023. Applicant submits the following Amendments and/or Remarks, and respectfully requests reconsideration of the application in view thereof.

Any extensions of time necessary to prevent abandonment of this application are hereby petitioned for under 37 C.F.R. §1.136(a), and any additional fees required (including fees for net addition of claims) are hereby authorized to be charged to our Deposit Account No. 50-1283.

Amendments to the Claims begin on page **2** of this paper.

Remarks/Arguments begin on page **4** of this paper.

287459187

IN THE CLAIMS:

Set forth below in ascending order, with status identifiers, is a complete listing of all claims currently under examination. Changes to any amended claims are indicated by [[double brackets]], ~~strikethrough~~ and/or underlining. This listing also reflects any cancellation and/or addition of claims.

1-65. (Cancelled)

66. (Previously Presented) A method for validating the sequence of a nucleic acid analyte of interest in a multiplex sequencing reaction, the method comprising:

i) detecting the presence of two or more identifier sequences that are uniquely associated with the nucleic acid analyte of interest,

wherein at least a first identifier sequence is incorporated into a 5' portion of the nucleic acid analyte of interest and wherein at least a second identifier sequence is incorporated into a 3' portion of the nucleic acid analyte of interest, and

wherein the first and second identifier sequences have four or more nucleotides and are different;

ii) sequencing the first identifier sequence, the nucleic acid analyte of interest and the second identifier sequence; and

iii) validating the sequence of the nucleic acid analyte of interest by analyzing both identifiers and excluding the sequences of those nucleic acid analytes of interest containing only one identifier or an incorrect pair of identifiers from sequence analysis of the multiplex sequencing reaction.

67. (Previously Presented) The method of claim 66, wherein the identifier sequences are nucleic acid sequence tags.

68. (Previously Presented) The method of claim 67, wherein the identifier sequences are barcode sequences.

69. (Previously Presented) The method of claim 68, wherein the barcode sequences are from 4 to 20 nucleotides.

70. (Previously Presented) The method of claim 69, wherein the barcode sequences are designed to have no homopolymer regions.

71. (Previously Presented) The method of claim 66, wherein the nucleic acid analyte of interest is on the surface of a flow cell.

REMARKS

Upon entry to these amendments, claims 66-71 are pending in the present application. Claims 1-46 were previously cancelled, without prejudice or disclaimer. In this response, claims 47-65 have been cancelled, without prejudice or disclaimer. Support for the claim amendments can be found throughout the application as originally filed. No new matter is added.

Amendment and cancellation of certain claims is not to be construed as a dedication to the public of any of the subject matter of the claims as previously presented.

Double Patenting

Claims 66-71 stand rejected on the ground of non-statutory double patenting as allegedly being unpatentable over claims 1-4, 7 and 8 of U.S. Patent No. 11,041,852, in view of Parameswaran *et. al.* (Nucl. Acids Res., vol. 35, e130, pp. 1-9, 2007; cited in the IDS).

Without acquiescing to the Office's position, and solely to expedite prosecution, Applicant files herewith an e-Terminal Disclaimer along with the required fee. Accordingly, reconsideration and withdrawal of the instant rejection are respectfully requested.

CONCLUSION

In view of the foregoing, Applicant respectfully submits that no further impediments exist to the allowance of this application and, therefore, requests an indication of allowability. However, the Examiner is requested to call the undersigned if any questions or comments arise.

The Director is hereby authorized to charge any appropriate fees under 37 C.F.R. §§1.16, 1.17, and 1.21 that may be required by this paper, and to credit any overpayment, to Deposit Account No. 50-1283 referencing Docket No. MLBS-001/C02US 344251-2004.

Dated: June 14, 2023

Respectfully submitted,
COOLEY LLP

USPTO CUSTOMER NO. 58249

COOLEY LLP
ATTN: IP Docketing Department
1299 Pennsylvania Avenue NW, Suite 700
Washington, DC 20004

Tel: (617) 937-2300
Fax: (202) 842-7899

Electronic signature: /Cynthia Kozakiewicz/
Edith Hang Yu Cheng
Limited Recognition No.: L1258
Cynthia A. Kozakiewicz
Reg. No. 42,764
Ivor R. Elrifi
Reg. No. 39,529

Electronic Patent Application Fee Transmittal

Application Number:	17339527
Filing Date:	04-Jun-2021
Title of Invention:	METHODS FOR MAINTAINING THE INTEGRITY AND IDENTIFICATION OF A NUCLEIC ACID TEMPLATE IN A MULTIPLEX SEQUENCING REACTION
First Named Inventor/Applicant Name:	Gregory Porreca
Filer:	Edith Hang Yu Cheng/Johanna Vecchia
Attorney Docket Number:	MLBS-001C02US 344251-2004

Filed as Small Entity

Filing Fees for Utility under 35 USC 111(a)

Description	Fee Code	Quantity	Amount	Sub-Total in USD($)
Basic Filing:				
Pages:				
Claims:				
Miscellaneous-Filing:				
Petition:				
Patent-Appeals-and-Interference:				
Post-Allowance-and-Post-Issuance:				
Extension-of-Time:				

Description	Fee Code	Quantity	Amount	Sub-Total in USD($)
Miscellaneous:				
SUBMISSION- INFORMATION DISCLOSURE STMT	2806	1	104	104
		Total in USD ($)		**104**

Electronic Acknowledgement Receipt	
EFS ID:	48142557
Application Number:	17339527
International Application Number:	
Confirmation Number:	1852
Title of Invention:	METHODS FOR MAINTAINING THE INTEGRITY AND IDENTIFICATION OF A NUCLEIC ACID TEMPLATE IN A MULTIPLEX SEQUENCING REACTION
First Named Inventor/Applicant Name:	Gregory Porreca
Customer Number:	58249
Filer:	Edith Hang Yu Cheng/Johanna Vecchia
Filer Authorized By:	Edith Hang Yu Cheng
Attorney Docket Number:	MLBS-001C02US 344251-2004
Receipt Date:	14-JUN-2023
Filing Date:	04-JUN-2021
Time Stamp:	19:03:40
Application Type:	Utility under 35 USC 111(a)

Payment information:

Submitted with Payment	yes
Payment Type	DA
Payment was successfully received in RAM	$104
RAM confirmation Number	E20236DJ04277406
Deposit Account	
Authorized User	
The Director of the USPTO is hereby authorized to charge indicated fees and credit any overpayment as follows:	

File Listing:

Document Number	Document Description	File Name	File Size(Bytes)/ Message Digest	Multi Part /.zip	Pages (if appl.)
1	Information Disclosure Statement (IDS) Form (SB08)	MLBS-001_C02US_344251-2004_IDS_SB08_20230609125353.pdf	107624 c71db09002ab22abd35d069c8d9dc56db61dc91e	no	2
Warnings:					
Information:					
This is not an USPTO supplied IDS fillable form					
2	Foreign Reference	JP2008528040A_EFS.pdf	8474098 7509bb8748dd49f2029e4b89aef820bacb54e571	no	155
Warnings:					
Information:					
3	Foreign Reference	JPH11318478A_EFS.pdf	778951 70351d75d500bb8e2a2d0a58a6a98dacace3fde3	no	15
Warnings:					
Information:					
4	Non Patent Literature	BINLADEN_Use_Coded_2007_9Pgs_EFS.pdf	5216611 bae4be7f2c2cd3939db2c3dac98bcf0ece84e2a9	no	9
Warnings:					
Information:					
5	Non Patent Literature	LANK-2010_pp1011-1017.pdf	15385949 8f623fdc37a0da66f2d25bf3418685aec2f6097b	no	19
Warnings:					
Information:					
6	Transmittal Letter	MLBS-001_C02US_IDS_Transmittal.pdf	114549 7cb4837430b0ad2341f536a1e25ebb2e3a6e9837	no	5
Warnings:					

Information:					
7		Response_MLBS_001_C02US.pdf	122796 d651c823ad727fc8b3a8be7d50d49bf2a81e4e01	yes	5
	Multipart Description/PDF files in .zip description				
	Document Description		**Start**	**End**	
	Amendment/Request for Reconsideration-After Non-Final Rejection		1	1	
	Claims		2	3	
	Applicant Arguments/Remarks Made in an Amendment		4	5	
Warnings:					
Information:					
8	Fee Worksheet (SB06)	fee-info.pdf	38306 49972c9badf276cf44611415dc68cb14af84a6c8	no	2
Warnings:					
Information:					
		Total Files Size (in bytes):	30238884		

This Acknowledgement Receipt evidences receipt on the noted date by the USPTO of the indicated documents, characterized by the applicant, and including page counts, where applicable. It serves as evidence of receipt similar to a Post Card, as described in MPEP 503.

<u>New Applications Under 35 U.S.C. 111</u>
If a new application is being filed and the application includes the necessary components for a filing date (see 37 CFR 1.53(b)-(d) and MPEP 506), a Filing Receipt (37 CFR 1.54) will be issued in due course and the date shown on this Acknowledgement Receipt will establish the filing date of the application.
<u>National Stage of an International Application under 35 U.S.C. 371</u>
If a timely submission to enter the national stage of an international application is compliant with the conditions of 35 U.S.C. 371 and other applicable requirements a Form PCT/DO/EO/903 indicating acceptance of the application as a national stage submission under 35 U.S.C. 371 will be issued in addition to the Filing Receipt, in due course.
<u>New International Application Filed with the USPTO as a Receiving Office</u>
If a new international application is being filed and the international application includes the necessary components for an international filing date (see PCT Article 11 and MPEP 1810), a Notification of the International Application Number and of the International Filing Date (Form PCT/RO/105) will be issued in due course, subject to prescriptions concerning national security, and the date shown on this Acknowledgement Receipt will establish the international filing date of the application.

Form used in lieu of PTO/SB/08a/b (07-09)
Approved for use through 05/31/2024. OMB 0651-0031
U.S. Patent and Trademark Office; U.S. DEPARTMENT OF COMMERCE
Under the Paperwork Reduction Act of 1995, no persons are required to respond to a collection of information unless it contains a valid OMB control number.

Substitute for form 1449/PTO

INFORMATION DISCLOSURE STATEMENT BY APPLICANT

(Use as many sheets as necessary)

Sheet	1	of	2

Complete if Known	
Application Number	17/339,527
Filing Date	06-04-2021
First Named Inventor	PORRECA; Gregory
Art Unit	1637
Examiner Name	STRZELECKA, TERESA E
Attorney Docket Number	MLBS-001/C02US 344251-2004

U. S. PATENT DOCUMENTS

Examiner Initials*		Cite No.[1]	Document Number Number-Kind Code[2] (if known)	Publication Date MM-DD-YYYY	Name of Patentee or Applicant of Cited Document	Pages, Columns, Lines, Where Relevant Passages or Relevant Figures Appear
		001	US-9163281	10-20-2015	PORRECA; Gregory et al.	
		002	US-11041851	06-22-2021	PORRECA; Gregory et al.	
		003	US-11041852	06-22-2021	PORRECA; Gregory et al.	

FOREIGN PATENT DOCUMENTS

Examiner Initials*		Cite No.[1]	Foreign Patent Document Country Code[3]Number[4]Kind Code[5] (if known)	Publication Date MM-DD-YYYY	Name of Patentee or Applicant of Cited Document	Pages, Columns, Lines, Where Relevant Passages Or Relevant Figures Appear	T[6]
		004	JP-2008528040-A	07-31-2008	AGENCOURT BIOSCIENCE CORP.		☒
		005	JP-H11318478-A	11-24-1999	MEGABIOS CORP., et al.		☒

Examiner Signature		Date Considered	

*EXAMINER: Initial if reference considered, whether or not citation is in conformance with MPEP 609. Draw line through citation if not in conformance and not considered. Include copy of this form with next communication to applicant. [1] Applicant's unique citation designation number (optional). [2] See Kinds Codes of USPTO Patent Documents at www.uspto.gov or MPEP 901.04. [3] Enter Office that issued the document, by the two-letter code (WIPO Standard ST.3). [4] For Japanese patent documents, the indication of the year of the reign of the Emperor must precede the serial number of the patent document. [5] Kind of document by the appropriate symbols as indicated on the document under WIPO Standard ST.16 if possible. [6] Applicant is to place a check mark here if English language Translation is attached.

Form used in lieu of PTO/SB/08a/b (07-09)
Approved for use through 05/31/2024. OMB 0651-0031
U.S. Patent and Trademark Office; U.S. DEPARTMENT OF COMMERCE
Under the Paperwork Reduction Act of 1995, no persons are required to respond to a collection of information unless it contains a valid OMB control number.

Substitute for form 1449/PTO

INFORMATION DISCLOSURE STATEMENT BY APPLICANT

(Use as many sheets as necessary)

Sheet	2	of	2

Complete if Known	
Application Number	17/339,527
Filing Date	06-04-2021
First Named Inventor	PORRECA; Gregory
Art Unit	1637
Examiner Name	STRZELECKA, TERESA E
Attorney Docket Number	MLBS-001/C02US 344251-2004

NON-PATENT LITERATURE DOCUMENTS

Examiner Initials*		Cite No.[1]	Include name of the author (in CAPITAL LETTERS), title of the article (when appropriate), title of the item (book, magazine, journal, serial, symposium, catalog, etc.), date, page(s), volume-issue number(s), publisher, city and/or country where published.	T[2]
		006	BINLADEN J., et al., "The Use of Coded PCR Primers Enables High-throughput Sequencing of Multiple Homolog Amplification Products By 454 Parallel Sequencing," PLOS ONE, February 2007, Vol. 2 (2), Article No. e197, 9 Pages, XP002482385.	☐
		007	LANK S.M., et al., "A Novel Single cDNA Amplicon Pyrosequencing Method for High-Throughput, Cost-Effective Sequence-Based HLA class I Genotyping. Supplemental Tables 1-7," Human Immunology, 30 July 2010, pp. 1011-1017, XP055206965, 19 total pages.	☐

Examiner Signature		Date Considered	

*EXAMINER: Initial if reference considered, whether or not citation is in conformance with MPEP 609. Draw line through citation if not in conformance and not considered. Include copy of this form with next communication to applicant. [1] Applicant's unique citation designation number (optional). [2] Applicant is to place a check mark here if English language Translation is attached.

Docket No.: MLBS-001/C02US 344251-2004
(PATENT)

IN THE UNITED STATES PATENT AND TRADEMARK OFFICE

First Inventor:	Gregory PORRECA	Confirmation No.:	1852
Application No.:	17/339,527	Group Art Unit:	1637
Filed:	June 4, 2021	Examiner:	T. E. STRZELECKA

For: METHODS FOR MAINTAINING THE INTEGRITY AND IDENTIFICATION OF A NUCLEIC ACID TEMPLATE IN A MULTIPLEX SEQUENCING REACTION

Commissioner for Patents
P.O. Box 1450
Alexandria, VA 22313-1450

INFORMATION DISCLOSURE STATEMENT
UNDER 37 C.F.R. §§ 1.56, 1.97, AND 1.98

In accordance with the duty of disclosure set forth in 37 C.F.R. §1.56, Applicant hereby submits the following information in conformance with 37 C.F.R. §§1.97 and 1.98. It is respectfully requested that the information be expressly considered during the prosecution of this application, and the references be made of record therein and appear among the "References Cited" on any patent to issue therefrom.

[X] Pursuant to 37 C.F.R. §1.98, a copy of each non-US patent document cited on the attached Form used in lieu of PTO/SB/08 is enclosed.

[] No copies of the foreign patent, foreign patent application, or non-patent literature publications listed on the attached Form used in lieu of PTO/SB/08 are being provided pursuant to 37 C.F.R. §1.98(d) because the publications were previously cited by or submitted to the Office in prior Application No(s). ____ to which the above-identified application claims priority under 35 U.S.C. §120.

[X] No copies of any U.S. patents or U.S. patent application publications listed on the attached Form used in lieu of PTO/SB/08 are being provided pursuant to 37 C.F.R. §1.98.

[] Publication(s) listed on the attached Form used in lieu of PTO/SB/08 were cited in a foreign search or examination report corresponding to Application No. and mailed on .

[] Enclosed is a copy of a non-English publication(s) _____ Pursuant to §609 of the M.P.E.P., Applicant submits the attached foreign search or examination report, which cites such non-English language publication(s).

[] Enclosed is a copy of a non-English publication(s) _____ English language publication _____ (copy enclosed) claims priority from this non-English publication.

[] Enclosed is an explanation of non-English publication(s) _____ for which an English translation is not available.

[] Enclosed is an English translation of non-English publication(s) _____ cited on the attached Form used in lieu of PTO/SB/08.

[X] Enclosed is an English language Abstract of non-English publications Cite Nos. 004 and 005, cited on the attached Form used in lieu of PTO/SB/08.

[] A copy of pending patent Application No. _____, at cite no. _____, is not submitted pursuant to the Waiver of the Copy Requirement in 37 CFR 1.98 for Cited Pending U.S. Patent Applications, issued October 19, 2004.

[] In accordance with **37 C.F.R. §1.97(b)**, no additional fee for submission of this Information Disclosure Statement is required, as it is filed within any one of the following time periods:

[] within three months from the filing date of this national application other than a CPA under 37 C.F.R. § 1.53(d);

[] within three months from the date of entry of the national stage as set forth in 37 C.F.R. §1.491 in this international application;

[] before the mailing date of a first Office action on the merits; or

[] before the mailing of a first Office action after the filing of a request for continued examination under 37 C.F.R. § 1.114.

[x] In accordance with **37 C.F.R. §1.97(c)**, this Information Disclosure Statement is filed after the period specified in 37 C.F.R. § 1.97(b), but before the mailing of any of the following: a final action under 37 C.F.R. §1.113; a notice of allowance under 37 C.F.R. §1.311; or an action that otherwise closes prosecution in this application.

In accordance with 37 C.F.R. §1.97(c) also enclosed is:

[] Fee under 37 C.F.R. §1.17(p) in the amount of $260.00;

[x] Fee under 37 C.F.R. §1.17(p) in the amount of $104.00;

[] Fee under 37 C.F.R. §1.17(p) in the amount of $52.00; or

[] Statement as specified in 37 C.F.R. §1.97(e):

[] Each item of information contained in the Information Disclosure Statement cited herein was first cited in any communication from a foreign patent office in a counterpart foreign application not more than three months prior to the filing date of the Information Disclosure Statement; or

[] No item of information contained in the Information Disclosure Statement submitted herewith was cited in any communication from a foreign patent office in a counterpart foreign application, and, to the knowledge of the undersigned, having made a reasonable inquiry, no item of information contained in the Information Disclosure Statement was known to any individual designated in 37 C.F.R. §1.56(c) more than three months prior to the filing date of the Information Disclosure Statement.

[] This Information Disclosure Statement is filed after payment of the issue fee, but before issuance of the patent under the Quick Path Information Disclosure Statement pilot program.

In accordance with the Quick Path Information Disclosure Statement pilot program also enclosed is:

[] Fee under 37 C.F.R. §1.17(p) in the amount of $260.00;

[] Fee under 37 C.F.R. §1.17(p) in the amount of $104.00;

[] Fee under 37 C.F.R. §1.17(p) in the amount of $52.00;

and

[] Statement as specified in 37 C.F.R. §1.97(e):

[] Each item of information contained in the Information Disclosure Statement cited herein was first cited in any communication from a foreign patent office in a counterpart foreign application not more than three months prior to the filing date of the Information Disclosure Statement; or

[] No item of information contained in the Information Disclosure Statement submitted herewith was cited in any communication from a foreign patent office in a counterpart foreign application, and, to the knowledge of the undersigned, having made a reasonable inquiry, no item of information contained in the Information Disclosure Statement was known to any individual designated in 37 C.F.R. §1.56(c) more than three months prior to the filing date of the Information Disclosure Statement.

[] In accordance with **37 C.F.R. §1.97(d)**, this Information Disclosure Statement is filed after the period specified in 37 C.F.R. § 1.97(c), but with or before the payment of the issue fee.

In accordance with 37 C.F.R. §1.97(d) also enclosed is:

[] Fee under 37 C.F.R. §1.17(p) in the amount of $260.00;

[] Fee under 37 C.F.R. §1.17(p) in the amount of $104.00; or

[] Fee under 37 C.F.R. §1.17(p) in the amount of $52.00;

and

[] Statement as specified in 37 C.F.R. §1.97(e):

[] Each item of information contained in the Information Disclosure Statement cited herein was first cited in any communication from a foreign patent office in a counterpart foreign application not more than three months prior to the filing date of the Information Disclosure Statement; or

[] No item of information contained in the Information Disclosure Statement submitted herewith was cited in any communication from a foreign patent office in a counterpart foreign application, and, to the knowledge of the undersigned, having made a reasonable inquiry, no item of information contained in the Information Disclosure Statement was known to any individual designated in 37 C.F.R. §1.56(c) more than three months prior to the filing date of the Information Disclosure Statement.

[] In accordance with **37 C.F.R. § 1.704(d)**, Applicant notes that to our knowledge each item of information contained in the information disclosure statement:

[] was first cited in any communication from a patent office in a counterpart foreign or international application or from the Office, and this communication was not received by any individual designated in § **1.56(c)** more than thirty days prior to the filing of the information disclosure statement.

[] is a communication that was issued by a patent office in a counterpart foreign or international application or by the Office, and this communication was not received by any individual designated in § **1.56(c)** more than thirty days prior to the filing of the information disclosure statement.

In accordance with 37 C.F.R. § 1.97(g), this Information Disclosure Statement shall not be construed as to mean that a search has been made.

In accordance with 37 C.F.R. § 1.97(h), the filing of this Information Disclosure Statement shall not be construed to be an admission that the information cited in the statement is, or is considered to be material to patentability as defined by 37 C.F.R § 1.56(b).

Remarks

It is respectfully requested that the Examiner consider the above-noted information and return an initialed copy of the attached Form used in lieu of PTO/SB/08 to the undersigned.

The Examiner is invited to contact the undersigned by telephone if it is felt that a telephone interview would advance the prosecution of the present application.

The Director is hereby authorized to charge any appropriate fees under 37 C.F.R. §1.17(p) that may be required by this paper, and to credit any overpayment, to Deposit Account No. 50-1283, referencing Docket No. MLBS-001/C02US 344251-2004. However, the Director is not authorized to charge the cost of the issue fee to the Deposit Account.

Dated: June 14, 2023

Respectfully submitted,
COOLEY LLP

Electronic signature: /Edith Hang Yu Cheng/
Edith Hang Yu Cheng
Limited Recognition No.: L1258

USPTO CUSTOMER NO. 58249

COOLEY LLP
ATTN: IP Docketing Department
1299 Pennsylvania Avenue NW, Suite 700
Washington, DC 20004

Tel: (617) 937-2300
Fax: (202) 842-7899

UNITED STATES PATENT AND TRADEMARK OFFICE

UNITED STATES DEPARTMENT OF COMMERCE
United States Patent and Trademark Office
Address: COMMISSIONER FOR PATENTS
P.O. Box 1450
Alexandria, Virginia 22313-1450
www.uspto.gov

NOTICE OF ALLOWANCE AND FEE(S) DUE

58249 7590 07/27/2023
COOLEY LLP
ATTN: IP Docketing Department
1299 Pennsylvania Avenue, NW
Suite 700
Washington, DC 20004

EXAMINER
STRZELECKA, TERESA E

ART UNIT	PAPER NUMBER
1637	

DATE MAILED: 07/27/2023

APPLICATION NO.	FILING DATE	FIRST NAMED INVENTOR	ATTORNEY DOCKET NO.	CONFIRMATION NO.
17/339,527	06/04/2021	Gregory Porreca	MLBS-001C02US 344251-2004	1852

TITLE OF INVENTION: METHODS FOR MAINTAINING THE INTEGRITY AND IDENTIFICATION OF A NUCLEIC ACID TEMPLATE IN A MULTIPLEX SEQUENCING REACTION

APPLN. TYPE	ENTITY STATUS	ISSUE FEE DUE	PUBLICATION FEE DUE	PREV. PAID ISSUE FEE	TOTAL FEE(S) DUE	DATE DUE
nonprovisional	SMALL	$480	$0.00	$0.00	$480	10/27/2023

THE APPLICATION IDENTIFIED ABOVE HAS BEEN EXAMINED AND IS ALLOWED FOR ISSUANCE AS A PATENT. PROSECUTION ON THE MERITS IS CLOSED. THIS NOTICE OF ALLOWANCE IS NOT A GRANT OF PATENT RIGHTS. THIS APPLICATION IS SUBJECT TO WITHDRAWAL FROM ISSUE AT THE INITIATIVE OF THE OFFICE OR UPON PETITION BY THE APPLICANT. SEE 37 CFR 1.313 AND MPEP 1308.

THE ISSUE FEE AND PUBLICATION FEE (IF REQUIRED) MUST BE PAID WITHIN THREE MONTHS FROM THE MAILING DATE OF THIS NOTICE OR THIS APPLICATION SHALL BE REGARDED AS ABANDONED. THIS STATUTORY PERIOD CANNOT BE EXTENDED. SEE 35 U.S.C. 151. THE ISSUE FEE DUE INDICATED ABOVE DOES NOT REFLECT A CREDIT FOR ANY PREVIOUSLY PAID ISSUE FEE IN THIS APPLICATION. IF AN ISSUE FEE HAS PREVIOUSLY BEEN PAID IN THIS APPLICATION (AS SHOWN ABOVE), THE RETURN OF PART B OF THIS FORM WILL BE CONSIDERED A REQUEST TO REAPPLY THE PREVIOUSLY PAID ISSUE FEE TOWARD THE ISSUE FEE NOW DUE.

HOW TO REPLY TO THIS NOTICE:

I. Review the ENTITY STATUS shown above. If the ENTITY STATUS is shown as SMALL or MICRO, verify whether entitlement to that entity status still applies.

If the ENTITY STATUS is the same as shown above, pay the TOTAL FEE(S) DUE shown above.

If the ENTITY STATUS is changed from that shown above, on PART B - FEE(S) TRANSMITTAL, complete section number 5 titled "Change in Entity Status (from status indicated above)".

For purposes of this notice, small entity fees are 40% the amount of undiscounted fees, and micro entity fees are 20% the amount of undiscounted fees.

II. PART B - FEE(S) TRANSMITTAL, or its equivalent, must be completed and returned to the United States Patent and Trademark Office (USPTO) with your ISSUE FEE and PUBLICATION FEE (if required). If you are charging the fee(s) to your deposit account, section "4b" of Part B - Fee(s) Transmittal should be completed. If an equivalent of Part B is filed, a request to reapply a previously paid issue fee must be clearly made, and delays in processing may occur due to the difficulty in recognizing the paper as an equivalent of Part B.

III. All communications regarding this application must give the application number. Please direct all communications prior to issuance to Mail Stop ISSUE FEE unless advised to the contrary.

IMPORTANT REMINDER: Maintenance fees are due in utility patents issuing on applications filed on or after Dec. 12, 1980. It is patentee's responsibility to ensure timely payment of maintenance fees when due. More information is available at www.uspto.gov/PatentMaintenanceFees.

PTOL-85 (Rev. 02/11)

PART B - FEE(S) TRANSMITTAL

Complete and send this form, together with applicable fee(s), by mail or fax, or via EFS-Web.

By mail, send to: Mail Stop ISSUE FEE
Commissioner for Patents
P.O. Box 1450
Alexandria, Virginia 22313-1450

By fax, send to: (571)-273-2885

INSTRUCTIONS: This form should be used for transmitting the ISSUE FEE and PUBLICATION FEE (if required). Blocks 1 through 5 should be completed where appropriate. All further correspondence will be mailed to the current correspondence address as indicated unless corrected below or directed otherwise in Block 1, by (a) specifying a new correspondence address; and/or (b) indicating a separate "FEE ADDRESS" for maintenance fee notifications. **Because electronic patent issuance may occur shortly after issue fee payment, any desired continuing application should preferably be filed prior to payment of this issue fee in order not to jeopardize copendency.**

CURRENT CORRESPONDENCE ADDRESS (Note: Use Block 1 for any change of address)

58249 7590 07/27/2023
COOLEY LLP
ATTN: IP Docketing Department
1299 Pennsylvania Avenue, NW
Suite 700
Washington, DC 20004

Note: A certificate of mailing can only be used for domestic mailings of the Fee(s) Transmittal. This certificate cannot be used for any other accompanying papers. Each additional paper, such as an assignment or formal drawing, must have its own certificate of mailing or transmission.

Certificate of Mailing or Transmission

I hereby certify that this Fee(s) Transmittal is being deposited with the United States Postal Service with sufficient postage for first class mail in an envelope addressed to the Mail Stop ISSUE FEE address above, or being transmitted to the USPTO via EFS-Web or by facsimile to (571) 273-2885, on the date below.

(Typed or printed name)

(Signature)

(Date)

APPLICATION NO.	FILING DATE	FIRST NAMED INVENTOR	ATTORNEY DOCKET NO.	CONFIRMATION NO.
17/339,527	06/04/2021	Gregory Porreca	MLBS-001C02US 344251-2004	1852

TITLE OF INVENTION: METHODS FOR MAINTAINING THE INTEGRITY AND IDENTIFICATION OF A NUCLEIC ACID TEMPLATE IN A MULTIPLEX SEQUENCING REACTION

APPLN. TYPE	ENTITY STATUS	ISSUE FEE DUE	PUBLICATION FEE DUE	PREV. PAID ISSUE FEE	TOTAL FEE(S) DUE	DATE DUE
nonprovisional	SMALL	$480	$0.00	$0.00	$480	10/27/2023

EXAMINER	ART UNIT	CLASS-SUBCLASS
STRZELECKA, TERESA E	1637	435-006100

1. Change of correspondence address or indication of "Fee Address" (37 CFR 1.363).

❑ Change of correspondence address (or Change of Correspondence Address form PTO/AIA/122 or PTO/SB/122) attached.

❑ "Fee Address" indication (or "Fee Address" Indication form PTO/AIA/47 or PTO/SB/47; Rev 03-02 or more recent) attached. **Use of a Customer Number is required.**

2. For printing on the patent front page, list
(1) The names of up to 3 registered patent attorneys or agents OR, alternatively,
(2) The name of a single firm (having as a member a registered attorney or agent) and the names of up to 2 registered patent attorneys or agents. If no name is listed, no name will be printed.

1_____
2_____
3_____

3. ASSIGNEE NAME AND RESIDENCE DATA TO BE PRINTED ON THE PATENT (print or type)

PLEASE NOTE: Unless an assignee is identified below, no assignee data will appear on the patent. If an assignee is identified below, the document must have been previously recorded, or filed for recordation, as set forth in 37 CFR 3.11 and 37 CFR 3.81(a). Completion of this form is NOT a substitute for filing an assignment.

(A) NAME OF ASSIGNEE (B) RESIDENCE: (CITY and STATE OR COUNTRY)

Please check the appropriate assignee category or categories (will not be printed on the patent) : ❑ Individual ❑ Corporation or other private group entity ❑ Government

4a. Fees submitted: ❑Issue Fee ❑Publication Fee (if required)

4b. Method of Payment: *(Please first reapply any previously paid fee shown above)*

❑ Electronic Payment via Patent Center or EFS-Web ❑ Enclosed check ❑ Non-electronic payment by credit card (Attach form PTO-2038)

❑ The Director is hereby authorized to charge the required fee(s), any deficiency, or credit any overpayment to Deposit Account No. _____

5. **Change in Entity Status** (from status indicated above)

❑ Applicant certifying micro entity status. See 37 CFR 1.29

NOTE: Absent a valid certification of Micro Entity Status (see forms PTO/SB/15A and 15B), issue fee payment in the micro entity amount will not be accepted at the risk of application abandonment.

❑ Applicant asserting small entity status. See 37 CFR 1.27

NOTE: If the application was previously under micro entity status, checking this box will be taken to be a notification of loss of entitlement to micro entity status.

❑ Applicant changing to regular undiscounted fee status.

NOTE: Checking this box will be taken to be a notification of loss of entitlement to small or micro entity status, as applicable.

NOTE: This form must be signed in accordance with 37 CFR 1.31 and 1.33. See 37 CFR 1.4 for signature requirements and certifications.

Authorized Signature _____ Date _____

Typed or printed name _____ Registration No. _____

UNITED STATES PATENT AND TRADEMARK OFFICE

UNITED STATES DEPARTMENT OF COMMERCE
United States Patent and Trademark Office
Address: COMMISSIONER FOR PATENTS
P.O. Box 1450
Alexandria, Virginia 22313-1450
www.uspto.gov

APPLICATION NO.	FILING DATE	FIRST NAMED INVENTOR	ATTORNEY DOCKET NO.	CONFIRMATION NO.
17/339,527	06/04/2021	Gregory Porreca	MLBS-001C02US 344251.2004	1852

EXAMINER
STRZELECKA, TERESA E

ART UNIT	PAPER NUMBER
1637	

DATE MAILED: 07/27/2023

58249 7590 07/27/2023
COOLEY LLP
ATTN: IP Docketing Department
1299 Pennsylvania Avenue, NW
Suite 700
Washington, DC 20004

Determination of Patent Term Adjustment under 35 U.S.C. 154 (b)
(Applications filed on or after May 29, 2000)

The Office has discontinued providing a Patent Term Adjustment (PTA) calculation with the Notice of Allowance.

Section 1(h)(2) of the AIA Technical Corrections Act amended 35 U.S.C. 154(b)(3)(B)(i) to eliminate the requirement that the Office provide a patent term adjustment determination with the notice of allowance. See Revisions to Patent Term Adjustment, 78 Fed. Reg. 19416, 19417 (Apr. 1, 2013). Therefore, the Office is no longer providing an initial patent term adjustment determination with the notice of allowance. The Office will continue to provide a patent term adjustment determination with the Issue Notification Letter that is mailed to applicant approximately three weeks prior to the issue date of the patent, and will include the patent term adjustment on the patent. Any request for reconsideration of the patent term adjustment determination (or reinstatement of patent term adjustment) should follow the process outlined in 37 CFR 1.705.

Any questions regarding the Patent Term Extension or Adjustment determination should be directed to the Office of Patent Legal Administration at (571)-272-7702. Questions relating to issue and publication fee payments should be directed to the Customer Service Center of the Office of Patent Publication at 1-(888)-786-0101 or (571)-272-4200.

PTOL-85 (Rev. 02/11)

OMB Clearance and PRA Burden Statement for PTOL-85 Part B

The Paperwork Reduction Act (PRA) of 1995 requires Federal agencies to obtain Office of Management and Budget approval before requesting most types of information from the public. When OMB approves an agency request to collect information from the public, OMB (i) provides a valid OMB Control Number and expiration date for the agency to display on the instrument that will be used to collect the information and (ii) requires the agency to inform the public about the OMB Control Number's legal significance in accordance with 5 CFR 1320.5(b).

The information collected by PTOL-85 Part B is required by 37 CFR 1.311. The information is required to obtain or retain a benefit by the public which is to file (and by the USPTO to process) an application. Confidentiality is governed by 35 U.S.C. 122 and 37 CFR 1.14. This collection is estimated to take 30 minutes to complete, including gathering, preparing, and submitting the completed application form to the USPTO. Time will vary depending upon the individual case. Any comments on the amount of time you require to complete this form and/or suggestions for reducing this burden, should be sent to the Chief Information Officer, U.S. Patent and Trademark Office, U.S. Department of Commerce, P.O. Box 1450, Alexandria, Virginia 22313-1450. DO NOT SEND FEES OR COMPLETED FORMS TO THIS ADDRESS. SEND TO: Commissioner for Patents, P.O. Box 1450, Alexandria, Virginia 22313-1450. Under the Paperwork Reduction Act of 1995, no persons are required to respond to a collection of information unless it displays a valid OMB control number.

Privacy Act Statement

The Privacy Act of 1974 (P.L. 93-579) requires that you be given certain information in connection with your submission of the attached form related to a patent application or patent. Accordingly, pursuant to the requirements of the Act, please be advised that: (1) the general authority for the collection of this information is 35 U.S.C. 2(b)(2); (2) furnishing of the information solicited is voluntary; and (3) the principal purpose for which the information is used by the U.S. Patent and Trademark Office is to process and/or examine your submission related to a patent application or patent. If you do not furnish the requested information, the U.S. Patent and Trademark Office may not be able to process and/or examine your submission, which may result in termination of proceedings or abandonment of the application or expiration of the patent.

The information provided by you in this form will be subject to the following routine uses:

1. The information on this form will be treated confidentially to the extent allowed under the Freedom of Information Act (5 U.S.C. 552) and the Privacy Act (5 U.S.C 552a). Records from this system of records may be disclosed to the Department of Justice to determine whether disclosure of these records is required by the Freedom of Information Act.
2. A record from this system of records may be disclosed, as a routine use, in the course of presenting evidence to a court, magistrate, or administrative tribunal, including disclosures to opposing counsel in the course of settlement negotiations.
3. A record in this system of records may be disclosed, as a routine use, to a Member of Congress submitting a request involving an individual, to whom the record pertains, when the individual has requested assistance from the Member with respect to the subject matter of the record.
4. A record in this system of records may be disclosed, as a routine use, to a contractor of the Agency having need for the information in order to perform a contract. Recipients of information shall be required to comply with the requirements of the Privacy Act of 1974, as amended, pursuant to 5 U.S.C. 552a(m).
5. A record related to an International Application filed under the Patent Cooperation Treaty in this system of records may be disclosed, as a routine use, to the International Bureau of the World Intellectual Property Organization, pursuant to the Patent Cooperation Treaty.
6. A record in this system of records may be disclosed, as a routine use, to another federal agency for purposes of National Security review (35 U.S.C. 181) and for review pursuant to the Atomic Energy Act (42 U.S.C. 218(c)).
7. A record from this system of records may be disclosed, as a routine use, to the Administrator, General Services, or his/her designee, during an inspection of records conducted by GSA as part of that agency's responsibility to recommend improvements in records management practices and programs, under authority of 44 U.S.C. 2904 and 2906. Such disclosure shall be made in accordance with the GSA regulations governing inspection of records for this purpose, and any other relevant (i.e., GSA or Commerce) directive. Such disclosure shall not be used to make determinations about individuals.
8. A record from this system of records may be disclosed, as a routine use, to the public after either publication of the application pursuant to 35 U.S.C. 122(b) or issuance of a patent pursuant to 35 U.S.C. 151. Further, a record may be disclosed, subject to the limitations of 37 CFR 1.14, as a routine use, to the public if the record was filed in an application which became abandoned or in which the proceedings were terminated and which application is referenced by either a published application, an application open to public inspection or an issued patent.
9. A record from this system of records may be disclosed, as a routine use, to a Federal, State, or local law enforcement agency, if the USPTO becomes aware of a violation or potential violation of law or regulation.

Notice of Allowability	Application No. 17/339,527	Applicant(s) Porreca et al.	
	Examiner TERESA E STRZELECKA	Art Unit 1637	AIA (FITF) Status No

-- The MAILING DATE of this communication appears on the cover sheet with the correspondence address--

All claims being allowable, PROSECUTION ON THE MERITS IS (OR REMAINS) CLOSED in this application. If not included herewith (or previously mailed), a Notice of Allowance (PTOL-85) or other appropriate communication will be mailed in due course. **THIS NOTICE OF ALLOWABILITY IS NOT A GRANT OF PATENT RIGHTS.** This application is subject to withdrawal from issue at the initiative of the Office or upon petition by the applicant. See 37 CFR 1.313 and MPEP 1308.

1. ☑ This communication is responsive to amendment filed 14 June 2023.
   ☐ A declaration(s)/affidavit(s) under **37 CFR 1.130(b)** was/were filed on _____.

2. ☐ An election was made by the applicant in response to a restriction requirement set forth during the interview on _____; the restriction requirement and election have been incorporated into this action.

3. ☑ The allowed claim(s) is/are 66-71 . As a result of the allowed claim(s), you may be eligible to benefit from the **Patent Prosecution Highway** program at a participating intellectual property office for the corresponding application. For more information, please see **http://www.uspto.gov/patents/init_events/pph/index.jsp** or send an inquiry to **PPHfeedback@uspto.gov.**

4. ☐ Acknowledgment is made of a claim for foreign priority under 35 U.S.C. § 119(a)-(d) or (f).

   Certified copies:

   a) ☐ All b) ☐ Some* c) ☐ None of the:

   1. ☐ Certified copies of the priority documents have been received.
   2. ☐ Certified copies of the priority documents have been received in Application No. _____ .
   3. ☐ Copies of the certified copies of the priority documents have been received in this national stage application from the International Bureau (PCT Rule 17.2(a)).

   * Certified copies not received: _____ .

Applicant has THREE MONTHS FROM THE "MAILING DATE" of this communication to file a reply complying with the requirements noted below. Failure to timely comply will result in ABANDONMENT of this application.
THIS THREE-MONTH PERIOD IS NOT EXTENDABLE.

5. ☐ CORRECTED DRAWINGS (as "replacement sheets") must be submitted.
   ☐ including changes required by the attached Examiner's Amendment / Comment or in the Office action of Paper No./Mail Date _____ .

   Identifying indicia such as the application number (see 37 CFR 1.84(c)) should be written on the drawings in the front (not the back) of each sheet. Replacement sheet(s) should be labeled as such in the header according to 37 CFR 1.121(d).

6. ☐ DEPOSIT OF and/or INFORMATION about the deposit of BIOLOGICAL MATERIAL must be submitted. Note the attached Examiner's comment regarding REQUIREMENT FOR THE DEPOSIT OF BIOLOGICAL MATERIAL.

Attachment(s)

1. ☐ Notice of References Cited (PTO-892)
2. ☑ Information Disclosure Statements (PTO/SB/08), Paper No./Mail Date 6/14/23.
3. ☐ Examiner's Comment Regarding Requirement for Deposit of Biological Material _____.
4. ☐ Interview Summary (PTO-413), Paper No./Mail Date. _____.
5. ☐ Examiner's Amendment/Comment
6. ☑ Examiner's Statement of Reasons for Allowance
7. ☐ Other _____.

/TERESA E STRZELECKA/
Primary Examiner, Art Unit 1637

DETAILED ACTION

Notice of Pre-AIA or AIA Status

1. The present application is being examined under the pre-AIA first to invent provisions.

2. This office action is in response to an amendment filed June 14, 2023. Claims 47-71 were previously pending, with claims 47-65 withdrawn from consideration. Applicant cancelled claims 47-65. Claims 66-71 are under consideration.

Information Disclosure Statement

3. The information disclosure statement (IDS) submitted on June 14, 2023 was filed after the mailing date of the Non-Final Rejection on June 1, 2023. The submission is in compliance with the provisions of 37 CFR 1.97. Accordingly, the information disclosure statement is being considered by the examiner.

Reasons for Allowance

4. Submission and acceptance of the terminal disclaimer obviated the previously presented non-statutory double patenting rejection. Since no references were found teaching or suggesting claims 66-71, they are allowed.

Conclusion

5. Any inquiry concerning this communication or earlier communications from the examiner should be directed to TERESA E STRZELECKA whose telephone number is (571)272-0789. The examiner can normally be reached M-F 9-7.

Examiner interviews are available via telephone, in-person, and video conferencing using a USPTO supplied web-based collaboration tool. To schedule an interview, applicant is encouraged to use the USPTO Automated Interview Request (AIR) at http://www.uspto.gov/interviewpractice.

If attempts to reach the examiner by telephone are unsuccessful, the examiner's supervisor, Gary Benzion can be reached on 571-272-0782. The fax phone number for the organization where this application or proceeding is assigned is 571-273-8300.

Information regarding the status of published or unpublished applications may be obtained from Patent Center. Unpublished application information in Patent Center is available to registered users. To file and manage patent submissions in Patent Center, visit: https://patentcenter.uspto.gov. Visit https://www.uspto.gov/patents/apply/patent-center for more information about Patent Center and https://www.uspto.gov/patents/docx for information about filing in DOCX format. For additional questions, contact the Electronic Business Center (EBC) at 866-217-9197 (toll-free). If you would like assistance from a USPTO Customer Service Representative, call 800-786-9199 (IN USA OR CANADA) or 571-272-1000.

/TERESA E STRZELECKA/
Primary Examiner, Art Unit 1637
July 25, 2023

Index of Claims	Application/Control No.	Applicant(s)/Patent Under Reexamination
	17/339,527	Porreca et al.
	Examiner	**Art Unit**
	TERESA E STRZELECKA	1637

✓	Rejected	-	Cancelled	N	Non-Elected	A	Appeal
=	Allowed	÷	Restricted	I	Interference	O	Objected

CLAIMS

☑ Claims renumbered in the same order as presented by applicant ☐ CPA ☑ T.D. ☐ R.1.47

CLAIM		DATE								
Final	Original	05/25/2023	07/21/2023							
	47	N	-							
	48	N	-							
	49	N	-							
	50	N	-							
	51	N	-							
	52	N	-							
	53	N	-							
	54	N	-							
	55	N	-							
	56	N	-							
	57	N	-							
	58	N	-							
	59	N	-							
	60	N	-							
	61	N	-							
	62	N	-							
	63	N	-							
	64	N	-							
	65	N	-							
	66	✓	=							
	67	✓	=							
	68	✓	=							
	69	✓	=							
	70	✓	=							
	71	✓	=							

Search Notes	Application/Control No.	Applicant(s)/Patent Under Reexamination
	17/339,527	Porreca et al.
	Examiner	**Art Unit**
	TERESA E STRZELECKA	1637

CPC - Searched*		
Symbol	**Date**	**Examiner**
C12Q1/6869 OR C12Q2525/179) plus text search	05/24/2023	/TS/
C12Q1/6869 OR C12Q2525/179) plus text search	07/21/2023	/TS/

CPC Combination Sets - Searched*		
Symbol	**Date**	**Examiner**

US Classification - Searched*			
Class	**Subclass**	**Date**	**Examiner**

* See search history printout included with this form or the SEARCH NOTES box below to determine the scope of the search.

Search Notes		
Search Notes	**Date**	**Examiner**
Google	05/23/2023	/TS/
IDS (9/2/21)	05/23/2023	/TS/
Inventor name search	05/24/2023	/TS/
PE2E	05/24/2023	/TS/
IDS (6/14/23)	07/21/2023	/TS/
PE2E search	07/21/2023	/TS/

Search Notes	Application/Control No.	Applicant(s)/Patent Under Reexamination
	17/339,527	Porreca et al.
	Examiner	**Art Unit**
	TERESA E STRZELECKA	1637

Interference Search			
US Class/CPC Symbol	**US Subclass/CPC Group**	**Date**	**Examiner**
	C12Q1/6869 OR C12Q2525/179) plus text search	05/24/2023	/TS/
	C12Q1/6869 OR C12Q2525/179) plus text search	07/21/2023	/TS/

Issue Classification	Application/Control No.	Applicant(s)/Patent Under Reexamination
	17/339,527	Porreca et al.
	Examiner	**Art Unit**
	TERESA E STRZELECKA	1637

CPC

Symbol					Type	Version
G01N	/	33	/	543	F	2013-01-01
C12Q	/	1	/	6869	I	2013-01-01
C12Q	/	2525	/	191	A	2013-01-01
C12Q	/	2525	/	155	A	2013-01-01
C12Q	/	2525	/	179	A	2013-01-01
G01N	/	2458	/	10	A	2013-01-01

CPC Combination Sets

Symbol					Type	Set	Ranking	Version
C12Q	/	1	/	6869	I	1	1	2013-01-01
C12Q	/	2537	/	143	I	1	2	2013-01-01
C12Q	/	2563	/	185	I	1	3	2013-01-01

NONE (Assistant Examiner)	(Date)	Total Claims Allowed: 6	
/TERESA E STRZELECKA/ Primary Examiner, Art Unit 1637 (Primary Examiner)	21 July 2023 (Date)	O.G. Print Claim(s) 66	O.G. Print Figure None

U.S. Patent and Trademark Office

Part of Paper No.: 20230721

Issue Classification	Application/Control No.	Applicant(s)/Patent Under Reexamination
	17/339,527	Porreca et al.
	Examiner	**Art Unit**
	TERESA E STRZELECKA	1637

INTERNATIONAL CLASSIFICATION				
CLAIMED				
C12Q1/6869	/	1	/	6869

NON-CLAIMED				
G01N33/543	/	33	/	543

US ORIGINAL CLASSIFICATION	
CLASS	**SUBCLASS**

CROSS REFERENCES(S)						
CLASS	**SUBCLASS (ONE SUBCLASS PER BLOCK)**					

NONE (Assistant Examiner)	(Date)	**Total Claims Allowed:** 6	
/TERESA E STRZELECKA/ Primary Examiner, Art Unit 1637 (Primary Examiner)	21 July 2023 (Date)	O.G. Print Claim(s) 66	O.G. Print Figure None

U.S. Patent and Trademark Office

Part of Paper No.: 20230721

Issue Classification	Application/Control No.	Applicant(s)/Patent Under Reexamination
	17/339,527	Porreca et al.
	Examiner	**Art Unit**
	TERESA E STRZELECKA	1637

☑ Claims renumbered in the same order as presented by applicant ☐ CPA ☑ T.D. ☐ R.1.47

CLAIMS

Final	Original	Final	Original	Final	Original	Final	Original	Final	Original	Final	Original	Final	Original	Final	Original

NONE (Assistant Examiner)	(Date)	**Total Claims Allowed:** 6	
/TERESA E STRZELECKA/ Primary Examiner, Art Unit 1637 (Primary Examiner)	21 July 2023 (Date)	O.G. Print Claim(s) 66	O.G. Print Figure None

U.S. Patent and Trademark Office Part of Paper No.: 20230721

PE2E SEARCH - Search History (Prior Art)

Ref #	Hits	Search Query	DBs	Default Operator	Plurals	British Equivalents	Time Stamp
L20	23	(barcod$6 OR index$5 OR tag$8 OR identif$7) near3 (swap$8 OR hop$7 OR cross-over) AND multiplex$7 near3 sequencing AND (exclud$8 OR remov$8) near3 (read OR sequence) AND ((C12Q1/6869 OR C12Q2525/179).cpc.)	(US-PGPUB; USPAT)	ADJ	ON	ON	2023/07/21 10:11 AM
L21	52	(barcod$6 OR index$5 OR tag$8 OR identif$7) near3 (swap$8 OR hop$7 OR cross-over) AND multiplex$7 near3 sequencing AND (exclud$8 OR remov$8) near3 (read OR sequence) AND ((C12Q1/6869 OR C12Q2525/179).cpc.)	(FIT (AP, AT, AU, BE, BG, BR, BY, CA, CH, CN, CS, CU, CZ, DD, DE, DK, EA, EE, EP, ES, FI, FR, GB, HR, HU, ID, IE, IL, IS, IT, JP, KR, LT, LU, LV, MA, MC, MD, MY, NL, NO, NZ, OA, PH, PL, PT, RO, RS, RU, SE, SG, SI, SK, SU, TH, TN, TR, TW, UA, VN, WO); EPO; JPO; DERWENT)	ADJ	ON	ON	2023/07/21 10:11 AM

PE2E SEARCH - Search History (Interference)

Ref #	Hits	Search Query	DBs	Default Operator	Plurals	British Equivalents	Time Stamp
N2	23	(barcod$6 OR index$5 OR tag$8 OR identif$7) near3 (swap$8 OR hop$7 OR cross-over) AND multiplex$7 near3 sequencing AND (exclud$8 OR remov$8) near3 (read OR sequence) AND ((C12Q1/6869 OR C12Q2525/179).cpc.)	(US-PGPUB; USPAT)	ADJ	ON	ON	2023/07/21 10:11 AM

Form used in lieu of PTO/SB/08a/b (07-09)
Approved for use through 05/31/2024. OMB 0651-0031
U.S. Patent and Trademark Office; U.S. DEPARTMENT OF COMMERCE
Under the Paperwork Reduction Act of 1995, no persons are required to respond to a collection of information unless it contains a valid OMB control number.

Substitute for form 1449/PTO

INFORMATION DISCLOSURE STATEMENT BY APPLICANT

(Use as many sheets as necessary)

Sheet	1	of	2

Complete if Known	
Application Number	17/339,527
Filing Date	06-04-2021
First Named Inventor	PORRECA; Gregory
Art Unit	1637
Examiner Name	STRZELECKA, TERESA E
Attorney Docket Number	MLBS-001/C02US 344251-2004

U. S. PATENT DOCUMENTS

Examiner Initials*		Cite No.[1]	Document Number Number-Kind Code[2] (if known)	Publication Date MM-DD-YYYY	Name of Patentee or Applicant of Cited Document	Pages, Columns, Lines, Where Relevant Passages or Relevant Figures Appear
		001	US-9163281	10-20-2015	PORRECA; Gregory et al.	
		002	US-11041851	06-22-2021	PORRECA; Gregory et al.	
		003	US-11041852	06-22-2021	PORRECA; Gregory et al.	

FOREIGN PATENT DOCUMENTS

Examiner Initials*		Cite No.[1]	Foreign Patent Document Country Code[3]Number[4]Kind Code[5] (if known)	Publication Date MM-DD-YYYY	Name of Patentee or Applicant of Cited Document	Pages, Columns, Lines, Where Relevant Passages Or Relevant Figures Appear	T[6]
		004	JP-2008528040-A	07-31-2008	AGENCOURT BIOSCIENCE CORP.		☒
		005	JP-H11318478-A	11-24-1999	MEGABIOS CORP., et al.		☒

Examiner Signature	/TERESA E STRZELECKA/	Date Considered	07/21/2023

*EXAMINER: Initial if reference considered, whether or not citation is in conformance with MPEP 609. Draw line through citation if not in conformance and not considered. Include copy of this form with next communication to applicant. [1] Applicant's unique citation designation number (optional). [2] See Kinds Codes of USPTO Patent Documents at www.uspto.gov or MPEP 901.04. [3] Enter Office that issued the document, by the two-letter code (WIPO Standard ST.3). [4] For Japanese patent documents, the indication of the year of the reign of the Emperor must precede the serial number of the patent document. [5] Kind of document by the appropriate symbols as indicated on the document under WIPO Standard ST.16 if possible. [6] Applicant is to place a check mark here if English language Translation is attached.

ALL REFERENCES CONSIDERED EXCEPT WHERE LINED THROUGH. /T.E.S/

Form used in lieu of PTO/SB/08a/b (07-09)
Approved for use through 05/31/2024. OMB 0651-0031
U.S. Patent and Trademark Office; U.S. DEPARTMENT OF COMMERCE
Under the Paperwork Reduction Act of 1995, no persons are required to respond to a collection of information unless it contains a valid OMB control number.

Substitute for form 1449/PTO

INFORMATION DISCLOSURE STATEMENT BY APPLICANT

(Use as many sheets as necessary)

Sheet	2	of	2

Complete if Known	
Application Number	17/339,527
Filing Date	06-04-2021
First Named Inventor	PORRECA; Gregory
Art Unit	1637
Examiner Name	STRZELECKA, TERESA E
Attorney Docket Number	MLBS-001/C02US 344251-2004

NON-PATENT LITERATURE DOCUMENTS				
Examiner Initials*		Cite No.[1]	Include name of the author (in CAPITAL LETTERS), title of the article (when appropriate), title of the item (book, magazine, journal, serial, symposium, catalog, etc.), date, page(s), volume-issue number(s), publisher, city and/or country where published.	T[2]
		006	BINLADEN J., et al., "The Use of Coded PCR Primers Enables High-throughput Sequencing of Multiple Homolog Amplification Products By 454 Parallel Sequencing," PLOS ONE, February 2007, Vol. 2 (2), Article No. e197, 9 Pages, XP002482385.	☐
		007	LANK S.M., et al., "A Novel Single cDNA Amplicon Pyrosequencing Method for High-Throughput, Cost-Effective Sequence-Based HLA class I Genotyping. Supplemental Tables 1-7," Human Immunology, 30 July 2010, pp. 1011-1017, XP055206965, 19 total pages.	☐

Examiner Signature	/TERESA E STRZELECKA/	Date Considered	07/21/2023

*EXAMINER: Initial if reference considered, whether or not citation is in conformance with MPEP 609. Draw line through citation if not in conformance and not considered. Include copy of this form with next communication to applicant. [1] Applicant's unique citation designation number (optional). [2] Applicant is to place a check mark here if English language Translation is attached.

ALL REFERENCES CONSIDERED EXCEPT WHERE LINED THROUGH. /T.E.S/

UNITED STATES
PATENT AND TRADEMARK OFFICE

P.O. Box 1450
Alexandria, VA 22313 - 1450
www.uspto.gov

ELECTRONIC ACKNOWLEDGEMENT RECEIPT

APPLICATION #	RECEIPT DATE / TIME	ATTORNEY DOCKET #
17/339,527	**08/10/2023 04:26:25 PM ET**	**MLBS-001C02US 344251-2004**

Title of Invention

METHODS FOR MAINTAINING THE INTEGRITY AND IDENTIFICATION OF A NUCLEIC ACID TEMPLATE IN A MULTIPLEX SEQUENCING REACTION

Application Information

APPLICATION TYPE	Utility - Nonprovisional Application under 35 USC 111(a)	PATENT #	-
CONFIRMATION #	1852	FILED BY	Johanna Vecchia
PATENT CENTER #	62595787	FILING DATE	06/04/2021
CUSTOMER #	58249	FIRST NAMED INVENTOR	Gregory Porreca
CORRESPONDENCE ADDRESS	-	AUTHORIZED BY	Edith Cheng

Documents

TOTAL DOCUMENTS: 1

DOCUMENT	PAGES	DESCRIPTION	SIZE (KB)
MLBS_001_C02US_Issue_Fee_Trans.pdf	1	Issue Fee Payment (PTO-85B)	142 KB

Digest

DOCUMENT	MESSAGE DIGEST(SHA-512)
MLBS_001_C02US_Issue_Fee_Trans.pdf	E52FA060784AD2FC6C9D1C19741721CB1B25DFE0F5D227E0CBA220DE076691B8D12F38EAD7BD5E5946765CABA6187DA8E7F325AD33B5FA31C0908EC7BAEEC29F

This Acknowledgement Receipt evidences receipt on the noted date by the USPTO of the indicated documents, characterized by the applicant, and including page counts, where applicable. It serves as evidence of receipt similar to a Post Card, as described in MPEP 503.

New Applications Under 35 U.S.C. 111

If a new application is being filed and the application includes the necessary components for filing date (see 37 CFR 1.53(b)-(d) and MPEP 506), a Filing Receipt (37 CFR 1.54) will be issued in due course and the date shown on this Acknowledgement Receipt will establish the filing date of the application

National Stage of an International Application under 35 U.S.C. 371

If a timely submission to enter the national stage of an international application is compliant with the conditions of 35 U.S.C. 371 and other applicable requirements a Form PCT/DO/EO/903 indicating acceptance of the application as a national stage submission under 35 U.S.C. 371 will be issued in addition to the Filing Receipt, in due course.

New International Application Filed with the USPTO as a Receiving Office

If a new international application is being filed and the international application includes the necessary components for an international filing date (see PCT Article 11 and MPEP 1810), a Notification of the International Application Number and of the International Filing Date (Form PCT/RO/105) will be issued in due course, subject to prescriptions concerning national security, and the date shown on this Acknowledgement Receipt will establish the international filing date of the application.

UNITED STATES
PATENT AND TRADEMARK OFFICE

P.O. Box 1450
Alexandria, VA 22313 - 1450
www.uspto.gov

ELECTRONIC PAYMENT RECEIPT

APPLICATION #	RECEIPT DATE / TIME	ATTORNEY DOCKET #
17/339,527	**08/10/2023 04:26:25 PM ET**	**MLBS-001C02US 344251-2004**

Title of Invention

METHODS FOR MAINTAINING THE INTEGRITY AND IDENTIFICATION OF A NUCLEIC ACID TEMPLATE IN A MULTIPLEX SEQUENCING REACTION

Application Information

APPLICATION TYPE	Utility - Nonprovisional Application under 35 USC 111(a)	PATENT #	-
CONFIRMATION #	1852	FILED BY	Johanna Vecchia
PATENT CENTER #	62595787	AUTHORIZED BY	Edith Cheng
CUSTOMER #	58249	FILING DATE	06/04/2021
CORRESPONDENCE ADDRESS	-	FIRST NAMED INVENTOR	Gregory Porreca

Payment Information

PAYMENT METHOD	PAYMENT TRANSACTION ID	PAYMENT AUTHORIZED BY
DA / 501283	**E202380G27369560**	**Johanna Vecchia**

FEE CODE	DESCRIPTION	ITEM PRICE($)	QUANTITY	ITEM TOTAL($)
2501	UTILITY ISSUE FEE	480.00	1	480.00
			TOTAL AMOUNT:	**$480.00**

This Acknowledgement Receipt evidences receipt on the noted date by the USPTO of the indicated documents, characterized by the applicant, and including page counts, where applicable. It serves as evidence of receipt similar to a Post Card, as described in MPEP 503.

New Applications Under 35 U.S.C. 111

If a new application is being filed and the application includes the necessary components for filing date (see 37 CFR 1.53(b)-(d) and MPEP 506), a Filing Receipt (37 CFR 1.54) will be issued in due course and the date shown on this Acknowledgement Receipt will establish the filing date of the application

National Stage of an International Application under 35 U.S.C. 371

If a timely submission to enter the national stage of an international application is compliant with the conditions of 35 U.S.C.

371 and other applicable requirements a Form PCT/DO/EO/903 indicating acceptance of the application as a national stage submission under 35 U.S.C. 371 will be issued in addition to the Filing Receipt, in due course.

New International Application Filed with the USPTO as a Receiving Office

If a new international application is being filed and the international application includes the necessary components for an international filing date (see PCT Article 11 and MPEP 1810), a Notification of the International Application Number and of the International Filing Date (Form PCT/RO/105) will be issued in due course, subject to prescriptions concerning national security, and the date shown on this Acknowledgement Receipt will establish the international filing date of the application.

PART B–FEE(S) TRANSMITTAL

Complete and send this form, together with the applicable fee(s), by mail or fax, or via EFS-Web.

By mail, send to: Mail Stop ISSUE FEE
Commissioner for Patents
P.O. Box 1450
Alexandria, VA 22313-1450

By fax, send to: (571) 273-2885

INSTRUCTIONS: This form should be used for transmitting the ISSUE FEE and PUBLICATION FEE (if required). Blocks 1 through 5 should be completed where appropriate. All further correspondence will be mailed to the current correspondence address as indicated unless corrected below or directed otherwise in Block 1, by (a) specifying a new correspondence address; and/or (b) indicating a separate "FEE ADDRESS" for maintenance fee notifications. **Because electronic patent issuance may occur shortly after issue fee payment, any desired continuing application should preferably be filed prior to payment of this issue fee in order not to jeopardize copendency.**

CURRENT CORRESPONDENCE ADDRESS (Note: Use Block 1 for any change of address)

58249 7590 07/27/2023

COOLEY LLP
ATTN: IP Docketing Department
1299 Pennsylvania Avenue, NW
Suite 700
Washington, DC 20004

Note: A certificate of mailing can only be used for domestic mailings of the Fee(s) Transmittal. This certificate cannot be used for any other accompanying papers. Each additional paper, such as an assignment or formal drawing, must have its own certificate of mailing or transmission.

Certificate of Mailing or Transmission

I hereby certify that this Fee(s) Transmittal is being deposited with the United States Postal Service with sufficient postage for first class mail in an envelope addressed to the Mail Stop ISSUE FEE address above, or being transmitted to the USPTO via EFS-Web or by facsimile to (571) 273-2885, on the date below.

(Typed or printed name)
(Signature)
(Date)

APPLICATION NO	FILING DATE	FIRST NAMED INVENTOR	ATTORNEY DOCKET NO	CONFIRMATION NO
17/339,527	06/04/2021	Gregory PORRECA	MLBS-001/C02US 344251-2004	1852

TITLE OF INVENTION: METHODS FOR MAINTAINING THE INTEGRITY AND IDENTIFICATION OF A NUCLEIC ACID TEMPLATE IN A MULTIPLEX SEQUENCING REACTION

APPLN: TYPE	ENTITY STATUS	ISSUE FEE DUE	PUBLICATION FEE DUE	PREV. PAID ISSUE FEE	TOTAL FEE(S) DUE	DATE DUE
nonprovisional	SMALL	$480.00	$0	$0	$480.00	10/27/2023

EXAMINER	ART UNIT	CLASS-SUBCLASS
T. E. Strzelecka	1637	435-006100

1. Change of correspondence address or indication of "Fee Address" (37 CFR 1.363)

☐ Change of correspondence address (or Change of Correspondence Address form PTO/SB/122) attached.

☐ "Fee Address" indication (or "Fee Address" Indication form PTO/AIA/47 or PTO/SB/47; Rev 03-09 or more recent) attached. **Use of a Customer Number is required.**

2. For printing on the patent front page, list

(1) The names of up to 3 registered patent attorneys or agents OR, alternatively,

(2) The name of a single firm (having as a member a registered attorney or agent) and the names of up to 2 registered patent attorneys or agents. If no name is listed, no name will be printed.

1. COOLEY LLP
2. Ivor R. Elrifi, Ph.D.
3. Edith Hang Yu Cheng, Ph.D.

3. ASSIGNEE NAME AND RESIDENCE DATA TO BE PRINTED ON THE PATENT (print or type)

PLEASE NOTE: Unless an assignee is identified below, no assignee data will appear on the patent. If an assignee is identified below, the document must have been previously recorded, or filed for recordation, as set forth in 37 CFR 3.11 and 37 CFR 3.81(a). Completion of this form is NOT a substitute for filing an assignment.

(A) NAME OF ASSIGNEE: Molecular Loop Biosciences, Inc.

(B) RESIDENCE: (CITY and STATE or COUNTRY): Cambridge, Massachusetts

Please check the appropriate assignee category or categories (will not be printed on the patent): ☐ Individual ☒ Corporation or other private group entity ☐ Government

4a. Fees Submitted: ☒ Issue Fee ☐ Publication Fee (if required)

4b. Method of Payment (*Please first reapply any previously paid fee shown above*):

☒ Electronic Payment via Patent Center or EFS-Web ☐ Enclosed check ☐ Non-electronic payment by credit card (Attach form PTO-2038)

☒ The Director is hereby authorized to charge the required fee(s), any deficiency, or credit any overpayment to Deposit Account No. 50-1283

5. Change of Entity Status (from status indicated above)

☐ Applicant certifying micro entity status. See 37 CFR 1.29. NOTE: Absent a valid Certification of Micro Entity Status (see forms PTO/SB/15A and 15B), issue fee payment in the micro entity amount will not be accepted at the risk of application abandonment.

☐ Applicant asserting small entity status. See 37 CFR 1.27. NOTE: If the application was previously under micro entity status, checking this box will be taken as a notification of loss of entitlement to micro entity status.

☐ Applicant changing to regular undiscounted fee status. NOTE: Checking this box will be taken as a notification of loss of entitlement to small or micro entity status, as applicable.

NOTE: This form must be signed in accordance with 37 CFR 1.31 and 1.33. See 37 CFR 1.4 for signature requirements and certifications.

Authorized Signature: /Edith Hang Yu Cheng/ Date: August 10, 2023

Typed or printed name: Edith Hang Yu Cheng Registration No. L1258

INFORMATION DISCLOSURE STATEMENT BY APPLICANT (Not for submission under 37 CFR 1.99)		
	Application Number	17339527
	Filing Date	2021-06-04
	First Named Inventor	Gregory Porreca
	Art Unit	N/A
	Examiner Name	Not Yet Assigned Teresa Strzelecka
	Attorney Docket Number	MLB-001/04US 34468/52

	64	6613516		2003-09-02	Christians et al.	
	65	6714874		2004-03-30	Myers et al.	
	66	6716580		2004-04-06	Gold et al.	
	67	6719449		2004-04-13	Laugham, Jr. et al.	
	68	6818395	B1	2004-11-16	Quake et al.	
	69	6828100		2004-12-07	Ronaghi	
	70	6833246		2004-12-21	Balasubramanian	
	71	6858412		2005-02-22	Willis et al.	
	72	6911345		2005-06-28	Quake et al.	
	73	6913879		2005-07-05	~~TeleChem International Inc.~~ Schena	
	74	6927024		2005-08-09	Dodge et al.	

Change(s) applied to document. /S.D./ 8/14/2023

EFS Web 2.1.18

ALL REFERENCES CONSIDERED EXCEPT WHERE LINED THROUGH. /T.E.S/

UNITED STATES PATENT AND TRADEMARK OFFICE

UNITED STATES DEPARTMENT OF COMMERCE
United States Patent and Trademark Office
Address: COMMISSIONER FOR PATENTS
P.O. Box 1450
Alexandria, Virginia 22313-1450
www.uspto.gov

APPLICATION NO.	ISSUE DATE	PATENT NO.	ATTORNEY DOCKET NO.	CONFIRMATION NO.
17/339,527	09/26/2023	11768200	MLBS-001C02US 344251-2004	1852

58249 7590 09/06/2023

COOLEY LLP
ATTN: IP Docketing Department
1299 Pennsylvania Avenue, NW
Suite 700
Washington, DC 20004

ISSUE NOTIFICATION

The projected patent number and issue date are specified above. The patent will issue electronically. The electronically issued patent is the official patent grant pursuant to 35 U.S.C. § 153. The patent may be accessed on or after the issue date through Patent Center at https://patentcenter.uspto.gov/. The patent will be available in both the public and the private sides of Patent Center. Further assistance in electronically accessing the patent, or about Patent Center, is available by calling the Patent Electronic Business Center at 1-888-217-9197.

The USPTO is implementing electronic patent issuance with a transition period, during which period the USPTO will mail a ceremonial paper copy of the electronic patent grant to the correspondence address of record. Additional copies of the patent (i.e., certified and presentation copies) may be ordered for a fee from the USPTO's Certified Copy Center at https://certifiedcopycenter.uspto.gov/index.html. The Certified Copy Center may be reached at (800)972-6382.

Determination of Patent Term Adjustment under 35 U.S.C. 154 (b)
(application filed on or after May 29, 2000)

The Patent Term Adjustment is 244 day(s). Any patent to issue from the above-identified application will include an indication of the adjustment on the front page.

If a Continued Prosecution Application (CPA) was filed in the above-identified application, the filing date that determines Patent Term Adjustment is the filing date of the most recent CPA.

Applicant will be able to obtain more detailed information by accessing the Patent Center (https://patentcenter.uspto.gov).

Any questions regarding the Patent Term Extension or Adjustment determination should be directed to the Office of Patent Legal Administration at (571)-272-7702. Questions relating to issue and publication fee payments should be directed to the Application Assistance Unit (AAU) of the Office of Patents Stakeholder Experience (OPSE), Stakeholder Support Division (SSD) at (571)-272-4200.

INVENTOR(s) (Please see PATENT CENTER site https://patentcenter.uspto.gov for additional inventors):

Gregory Porreca, Cambridge, MA;
Mark Umbarger, Brookline, MA;
George Church, Brookline, MA;

APPLICANT(s) (Please see PATENT CENTER site https://patentcenter.uspto.gov for additional applicants):

Molecular Loop Biosciences, Inc., Cambridge, MA;

The United States represents the largest, most dynamic marketplace in the world and is an unparalleled location for business investment, innovation, and commercialization of new technologies. The USA offers tremendous resources and advantages for those who invest and manufacture goods here. Through SelectUSA, our nation works to encourage and facilitate business investment. To learn more about why the USA is the best country in the world to develop technology, manufacture products, and grow your business, visit SelectUSA.gov.

UNITED STATES PATENT AND TRADEMARK OFFICE

UNITED STATES DEPARTMENT OF COMMERCE
United States Patent and Trademark Office
Address: COMMISSIONER FOR PATENTS
P.O. Box 1450
Alexandria, Virginia 22313-1450
www.uspto.gov

APPLICATION NO.	FILING DATE	FIRST NAMED INVENTOR	ATTORNEY DOCKET NO.	CONFIRMATION NO.
17/339,527	06/04/2021	Gregory Porreca	MLBS-001C02US 344251-2004	1852

58249 7590 09/26/2023
COOLEY LLP
ATTN: IP Docketing Department
1299 Pennsylvania Avenue, NW
Suite 700
Washington, DC 20004

EXAMINER
STRZELECKA, TERESA E

ART UNIT	PAPER NUMBER
1637	

NOTIFICATION DATE	DELIVERY MODE
09/26/2023	ELECTRONIC

Please find below and/or attached an Office communication concerning this application or proceeding.

The time period for reply, if any, is set in the attached communication.

Notice of the Office communication was sent electronically on above-indicated "Notification Date" to the following e-mail address(es):

zIPPatentDocketingMailboxUS@cooley.com

PTOL-90A (Rev. 04/07)

UNITED STATES PATENT AND TRADEMARK OFFICE

UNITED STATES DEPARTMENT OF COMMERCE
United States Patent and Trademark Office
Address: COMMISSIONER FOR PATENTS
P.O. Box 1450
Alexandria, Virginia 22313-1450
www.uspto.gov

APPLICATION NO.	ISSUE DATE	PATENT NO.
17/339,527	26-Sep-2023	11768200

COOLEY LLP
ATTN: IP Docketing Department
1299 Pennsylvania Avenue, NW
Washington, DC 20004

EGRANT NOTIFICATION

Your electronic patent grant (eGrant) is now available, which can be accessed via Patent Center at https://patentcenter.uspto.gov

The electronic patent grant is the official patent grant under 35 U.S.C. 153. For more information, please visit https://www.uspto.gov/electronicgrants