Federal Court

Showing **77,546** federal district court cases; in C.D.Cal.; pending between 2019-09-01 and 2024-09-19.; sorted by most recent docket activity.

Summary

Case Filings

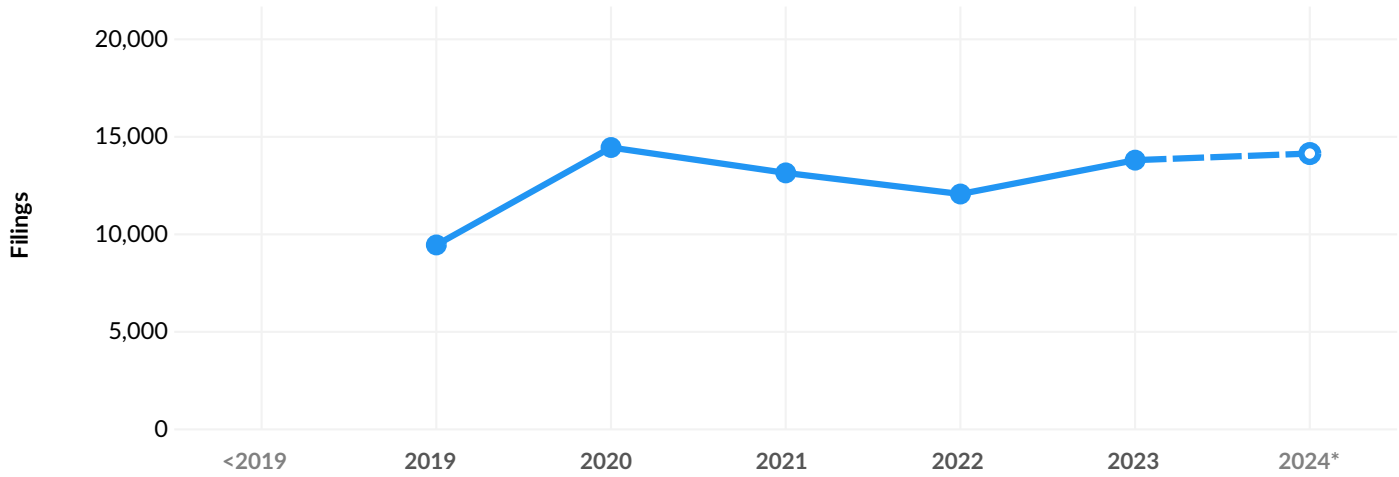

	<2019	2019	2020	2021	2022	2023	2024*
Total	4,169	9,457	14,453	13,151	12,068	13,805	10,443

* 2024 numbers are year-to-date. Open dots are full-year estimates.

Cases by Type

Case Types	Cases
Patent	1,524
Trademark	2,561
Antitrust	157
Copyright	3,930
Securities	710
Bankruptcy	674
Contracts	4,182
Employment	6,977
Product Liability	5,578
Trade Secret	433
Insurance	2,590
ERISA	1,476
Environmental	271
Tax	177
Consumer Protection	6,683
Torts	3,258
Civil Rights	19,972
False Claims	212
Surety Bond	111

Courts

C.D.Cal.	77,546	100%

District Judges

Andre Birotte Jr. (C.D.Cal.)	4,541	6%
Christina A. Snyder (C.D.Cal.)	3,742	5%
Otis D. Wright II (C.D.Cal.)	3,509	5%
Jesus Gilberto Bernal (C.D.Cal.)	3,498	5%
Michael Walter Fitzgerald (C.D.Cal.)	3,448	4%
51 Other Judges		

IPR2024-01071
E-Vision Optics, LLC EX-2007

Case Types	Cases
Internet	676
Real Property	2,158
Class Action	5,728
Remaining Federal	17,482

Case Status



Open: 9,311 (12%) Terminated: 68,235 (88%)

Timing

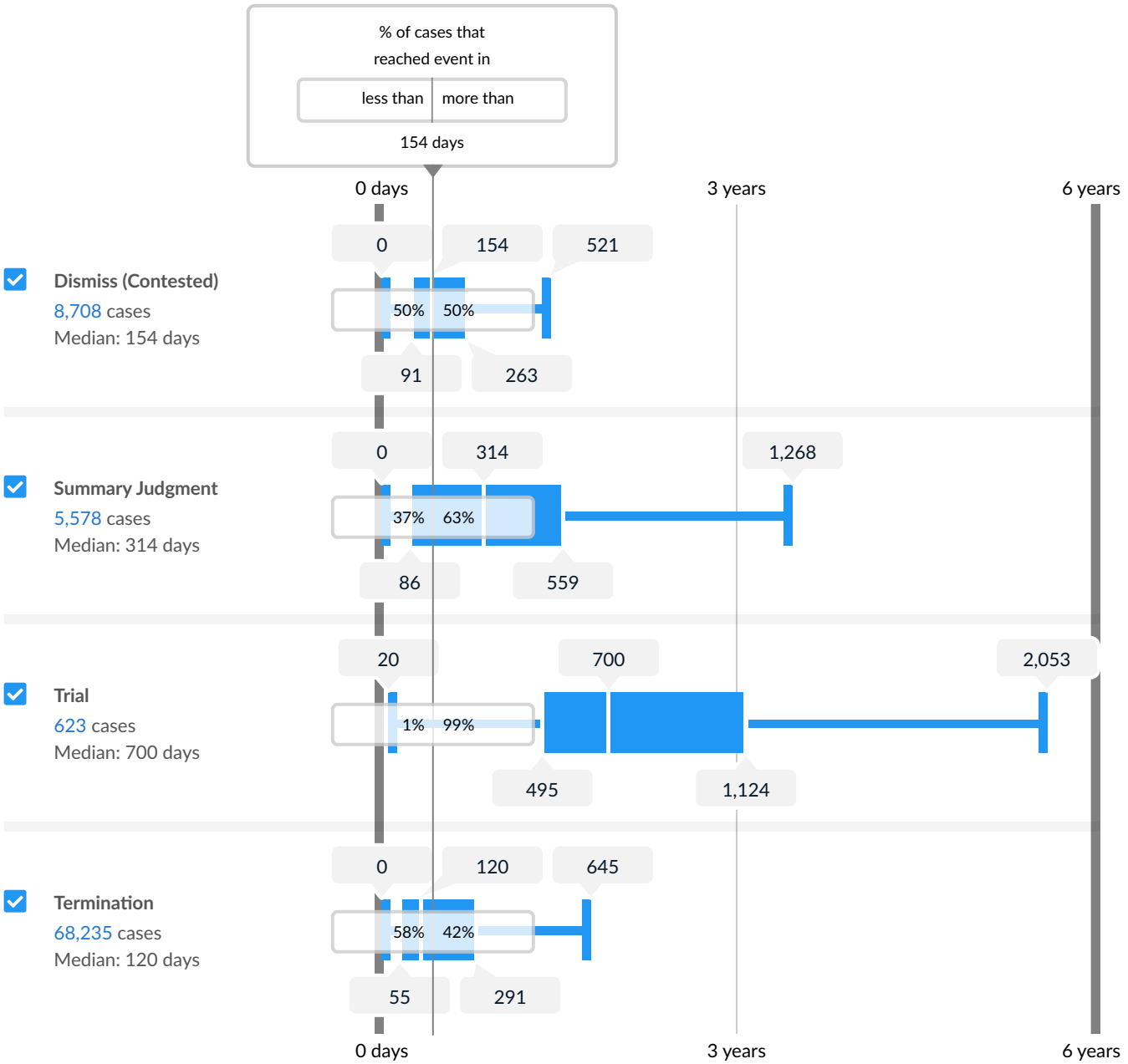

Case Resolutions

Event	Cases Reaching Event	Median Days from Case Filing to Order
Temporary Restraining Order (Grant) *(Remaining Federal cases are not included)*	183	7
Temporary Restraining Order (Deny) *(Remaining Federal cases are not included)*	322	13
Preliminary Injunction (Grant) *(Remaining Federal cases are not included)*	231	54
Preliminary Injunction (Deny) *(Remaining Federal cases are not included)*	213	100
Permanent Injunction (Grant) *(Remaining Federal cases are not included)*	896	237
Permanent Injunction (Deny) *(Remaining Federal cases are not included)*	25	520
FLSA Conditional Certification *(Remaining Federal cases are not included)*	70	466
Class Certification *(Remaining Federal cases are not included)*	489	649
Claim Construction Hearing *(Remaining Federal cases are not included)*	119	367
Class Action Settlement *(Remaining Federal cases are not included)*	347	893

Claimant Win	**2,526**	**3%**
Default Judgment	1,256	2%
Consent Judgment	674	1%
Judgment on the Pleadings	71	0%
Summary Judgment	268	0%
Trial	221	0%
Judgment as a Matter of Law	6	0%
Decision on Bankruptcy Appeal	30	0%
Claim Defendant Win	**1,929**	**2%**
Default Judgment	37	0%
Consent Judgment	15	0%
Judgment on the Pleadings	727	1%
Summary Judgment	842	1%
Trial	158	0%
Judgment as a Matter of Law	15	0%
Decision on Bankruptcy Appeal	135	0%

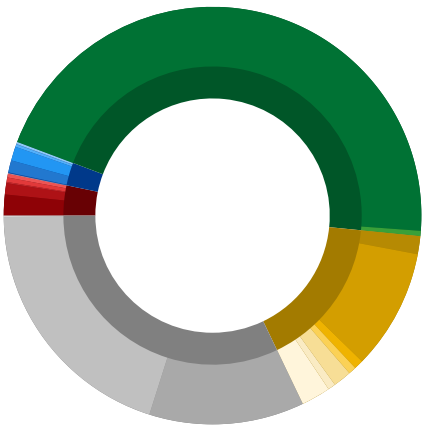

Likely Settlement	**35,536**	**46%**
Likely Settlement	35,222	45%
Class Action Settlement	314	0%
Procedural Resolution	**12,653**	**16%**
Contested Dismissal	1,085	1%
Dismissal	7,241	9%
Consolidation	556	1%
Severance	2	0%
Interdistrict Transfer	459	1%
Intradistrict Transfer	1,097	1%
Stay	456	1%
Multidistrict Litigation	1,757	2%
No Case Resolution	**24,902**	**32%**
Open Cases	9,311	12%
Remaining Federal	15,505	20%
Other	86	0%