US009767195B2

(12) **United States Patent**
Strober

(10) **Patent No.: US 9,767,195 B2**
(45) **Date of Patent: Sep. 19, 2017**

(54) **VIRTUALIZED HOSTING AND DISPLAYING OF CONTENT USING A SWAPPABLE MEDIA PLAYER**

(75) Inventor: **David Strober**, Rye, NY (US)

(73) Assignee: **TOUCHSTREAM TECHNOLOGIES, INC.**, New York, NY (US)

(*) Notice: Subject to any disclaimer, the term of this patent is extended or adjusted under 35 U.S.C. 154(b) by 602 days.

(21) Appl. No.: **13/532,546**

(22) Filed: **Jun. 25, 2012**

(65) **Prior Publication Data**

US 2013/0031478 A1 Jan. 31, 2013

Related U.S. Application Data

(63) Continuation-in-part of application No. 13/157,821, filed on Jun. 10, 2011, now Pat. No. 8,904,289.
(Continued)

(51) **Int. Cl.**
G06F 3/01 (2006.01)
G06F 17/30 (2006.01)
G06F 9/44 (2006.01)

(52) **U.S. Cl.**
CPC ***G06F 17/30846*** (2013.01); ***G06F 9/4445*** (2013.01); ***G06F 17/30864*** (2013.01)

(58) **Field of Classification Search**
CPC G06F 3/01
(Continued)

(56) **References Cited**

U.S. PATENT DOCUMENTS

7,058,356 B2 6/2006 Slotznick
7,330,875 B1 2/2008 Parasnis et al.
(Continued)

FOREIGN PATENT DOCUMENTS

CN 101534449 9/2009
CN 10 1577650 11/2009
(Continued)

OTHER PUBLICATIONS

Hachman, M., "Snapstick's Media Streaming App/Box: Hands on," www.pcmag.com/article2/0,2817,2375455,00.asp, 2 pages, (Jan. 8, 2011).

(Continued)

Primary Examiner — Tadeese Hailu
Assistant Examiner — Darrin Hope
(74) *Attorney, Agent, or Firm* — Shook, Hardy & Bacon L.L.P.

(57) **ABSTRACT**

A system for presenting content includes a display device storing a virtual client. A display host is operable to execute multiple instances of a browser each of which operates as a swappable media player that is operable to retrieve and load any of a plurality of different media players needed to play specified content. The display host is operable to perform operations including receiving from a switchboard server system a message indicating that a specified media player is to be used to play particular content using a first instance of a swappable media player, retrieving and loading the specified media player from a content provider using the first instance of the swappable media player, playing the particular content in a first session using the specified media player, and causing a presentation of the content to be mirrored onto the virtual client residing on the display device.

20 Claims, 4 Drawing Sheets

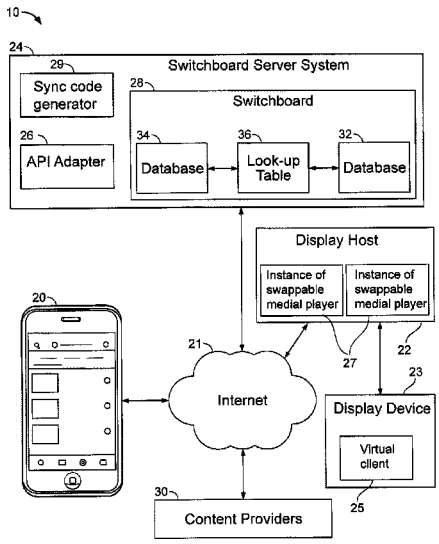

Charter Ex. 1173

Related U.S. Application Data

(60) Provisional application No. 61/477,998, filed on Apr. 21, 2011.

(58) **Field of Classification Search**
USPC 715/716
See application file for complete search history.

(56) **References Cited**

U.S. PATENT DOCUMENTS

7,424,718	B2	9/2008	Dutton	
7,440,972	B2	10/2008	Oetzel	
7,769,827	B2	8/2010	Girouard et al.	
7,835,505	B2	11/2010	Toyama et al.	
7,849,485	B2	12/2010	Paik et al.	
8,402,494	B1 *	3/2013	Hu	H04N 5/268 709/230
2002/0075332	A1	6/2002	Geilfuss et al.	
2002/0120666	A1	8/2002	Landsman et al.	
2002/0129102	A1	9/2002	Landsman et al.	
2002/0133518	A1	9/2002	Landsman et al.	
2002/0198778	A1	12/2002	Landsman et al.	
2003/0004804	A1	1/2003	Landsman et al.	
2003/0005000	A1	1/2003	Landsman et al.	
2003/0018885	A1	1/2003	Landsman et al.	
2003/0023488	A1	1/2003	Landsman et al.	
2003/0028565	A1	2/2003	Landsman et al.	
2003/0193520	A1	10/2003	Oetzel	
2004/0088728	A1	5/2004	Shimizu	
2005/0034151	A1	2/2005	Abramson	
2005/0144305	A1	6/2005	Fegan et al.	
2006/0083194	A1	4/2006	Dhrimaj et al.	
2006/0098624	A1	5/2006	Morgan et al.	
2006/0101098	A1	5/2006	Morgan et al.	
2006/0203758	A1	9/2006	Tee et al.	
2007/0094408	A1	4/2007	Gundla et al.	
2007/0155506	A1 *	7/2007	Malik	463/42
2007/0202923	A1	8/2007	Jung et al.	
2007/0288715	A1	12/2007	Boswell et al.	
2008/0008439	A1	1/2008	Liu et al.	
2008/0028037	A1	1/2008	Moyer et al.	
2008/0077526	A1	3/2008	Arumugam	
2008/0126943	A1	5/2008	Parasnis et al.	
2008/0155600	A1	6/2008	Klappert et al.	
2008/0267369	A1	10/2008	Parlamas et al.	
2008/0270881	A1	10/2008	Meyer et al.	
2009/0108057	A1	4/2009	Mu et al.	
2009/0172780	A1	7/2009	Sukeda et al.	
2009/0228919	A1	9/2009	Zott et al.	
2009/0248802	A1 *	10/2009	Mahajan	G06F 9/4445 709/204
2010/0027974	A1	2/2010	Ansari	
2010/0137028	A1	6/2010	Farris et al.	
2010/0205628	A1	8/2010	Davis et al.	
2010/0265939	A1	10/2010	Parlamas et al.	
2010/0281042	A1	11/2010	Windes et al.	
2011/0030020	A1	2/2011	Halttunen	
2011/0060998	A1	3/2011	Schwartz et al.	
2011/0090898	A1	4/2011	Patel et al.	
2011/0107227	A1	5/2011	Rempell et al.	
2011/0131607	A1	6/2011	Thomas et al.	
2011/0138354	A1	6/2011	Hertenstein et al.	
2011/0214148	A1	9/2011	Gossweiler et al.	
2011/0231265	A1	9/2011	Brown et al.	
2011/0231566	A1	9/2011	Gelter et al.	
2011/0296465	A1	12/2011	Krishnan et al.	
2012/0054616	A1 *	3/2012	Mittal	G06F 17/30899 715/722
2012/0059875	A1	3/2012	Clark	
2012/0102209	A1 *	4/2012	Fok Ah Chuen et al.	709/228

FOREIGN PATENT DOCUMENTS

CN	101778198		7/2010
CN	101815073		8/2010
EP	2175607	A1	4/2010
JP	2004-356695	A	12/2004
JP	2006-525771	A	11/2006
WO	2004100500	A2	11/2004

OTHER PUBLICATIONS

Dolcourt, J., CES: Snapstick takes on Apple TV, Google TV, http://news.cnet.com/8301-17938_105-20025100-1.html, 3 pages, (Dec. 9, 2010).

Shaivitz, M., "The Web to Your TV, With a Flick of a Wrist? Slapstick Says Yes," http://techcocktail.com/the-web-to-our-tv-with-a-flick-of-a-wrist-slapstick-says-yes-2010-12, 2 pages, (Dec. 10, 2010).

Snapstick—Home, "Snapstick," http://www.snapstick.com/, 2 pages, printed on Mar. 2, 2011.

Paul, I., Hands on: YouTube Leanback, PCWorld, http://www.pcworld.com/article/200769/hands_on_youtube_leanback.html, 3 pages, (Jul. 9, 2010).

Using AirPlay, Article HT4437, http://support.apple.com/kb/HT4437, 3 pages, (Apr. 18, 2011).

Cheng, J., "Stream AirPlay video to regular TV? Apple might make it happen," http://arstechnica.com/apple/news/2011/03/stream-airplay-video-to-a-regular-tv-apple-migh . . . , 1 page, printed on Jun. 7, 2011.

"Using the Play to feature to stream media," http://windows.microsoft.com/en-US/windows7/using-the-play-to-feature-to-stream-media, 3 pages, printed on Jun. 7, 2011.

"YouTube—Leanback," http://www.youtube.com/t/leanback, 1 page, printed on Jun. 7, 2011.

"Yahoo!7 TV Guide for iPhone, iPod touch and iPad on the iTunes App Store," http://itunes.apple.com/au/app/yahoo-7-ty-guide/id42471992?mt=8, 2 pages, printed on Jun. 7, 2011.

Hu, C., et al., "Mobile Media Content Sharing in UPnP-Based Home Network Environment," Journal of Information Science and Engineering 24, 1753-1769. (2008).

Fallakhair, S., et al., "Dual Device User interface Design for Ubiquitous Language Learning: Mobile Phone and Interactive Television (iTV)," Proceedings of the 2005 IEEE Int'l Workshop on Wireless an Mobile Technologies in Education, 8 pages, 2005.

Ask Search Internet Search, session identifier random, printed on Nov. 19, 2011.

Webopedia computer dictionary, session cookie, printed on Nov. 19, 2011.

Webopedia computer dictionary, web identifier, printed on Nov. 19, 2011.

Webopedia computer dictionary, user session, printed on Nov. 19, 2011.

www.vbulletin.com, Best way to generate Random, Unique ID's, printed on Nov. 19, 2011.

www.vbulletin.com, Best way to generate Random, Unique ID's, Internet Archive Wayback Machine, Jan. 16, 2009.

Official communication from the USPTO in U.S. Appl. No. 13/245,001, dated Dec. 8, 2011.

U.S. Appl. No. 13/245,001, filed Sep. 26, 2011.

Japanese Patent Office, Examination Report for JP Patent App. No. 2014-506460, dated Jun. 28, 2016 (6 pages) (and English Translation).

* cited by examiner

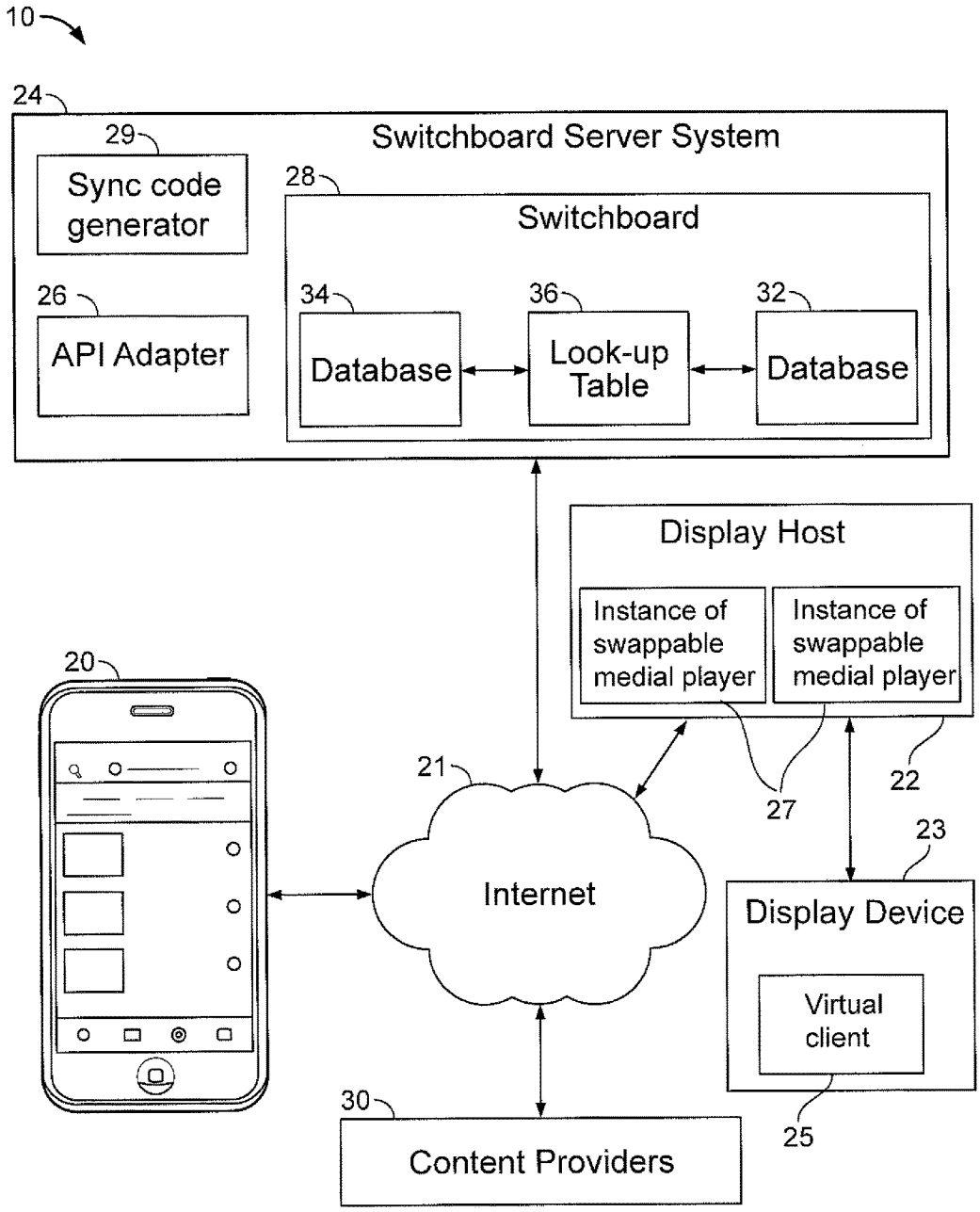
10
24
Switchboard Server System
29
Sync code generator
28
Switchboard
26
API Adapter
34
Database
36
Look-up Table
32
Database
Display Host
Instance of swappable medial player
Instance of swappable medial player
20
21
Internet
27
22
23
Display Device
Virtual client
25
30
Content Providers

FIG. 1

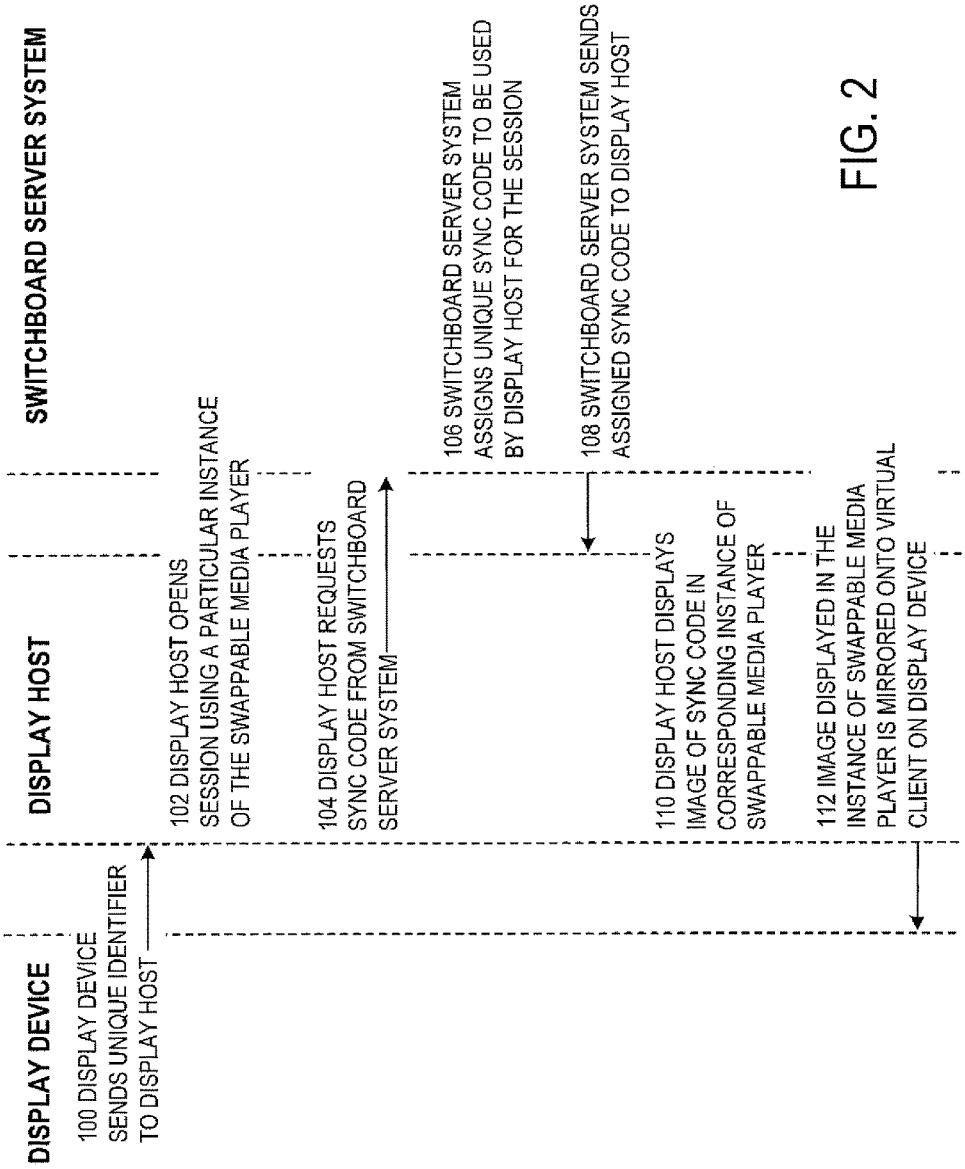
DISPLAY DEVICE
DISPLAY HOST
SWITCHBOARD SERVER SYSTEM
100 DISPLAY DEVICE SENDS UNIQUE IDENTIFIER TO DISPLAY HOST
102 DISPLAY HOST OPENS SESSION USING A PARTICULAR INSTANCE OF THE SWAPPABLE MEDIA PLAYER
104 DISPLAY HOST REQUESTS SYNC CODE FROM SWITCHBOARD SERVER SYSTEM
106 SWITCHBOARD SERVER SYSTEM ASSIGNS UNIQUE SYNC CODE TO BE USED BY DISPLAY HOST FOR THE SESSION
108 SWITCHBOARD SERVER SYSTEM SENDS ASSIGNED SYNC CODE TO DISPLAY HOST
110 DISPLAY HOST DISPLAYS IMAGE OF SYNC CODE IN CORRESPONDING INSTANCE OF SWAPPABLE MEDIA PLAYER
112 IMAGE DISPLAYED IN THE INSTANCE OF SWAPPABLE MEDIA PLAYER IS MIRRORED ONTO VIRTUAL CLIENT ON DISPLAY DEVICE

FIG. 2

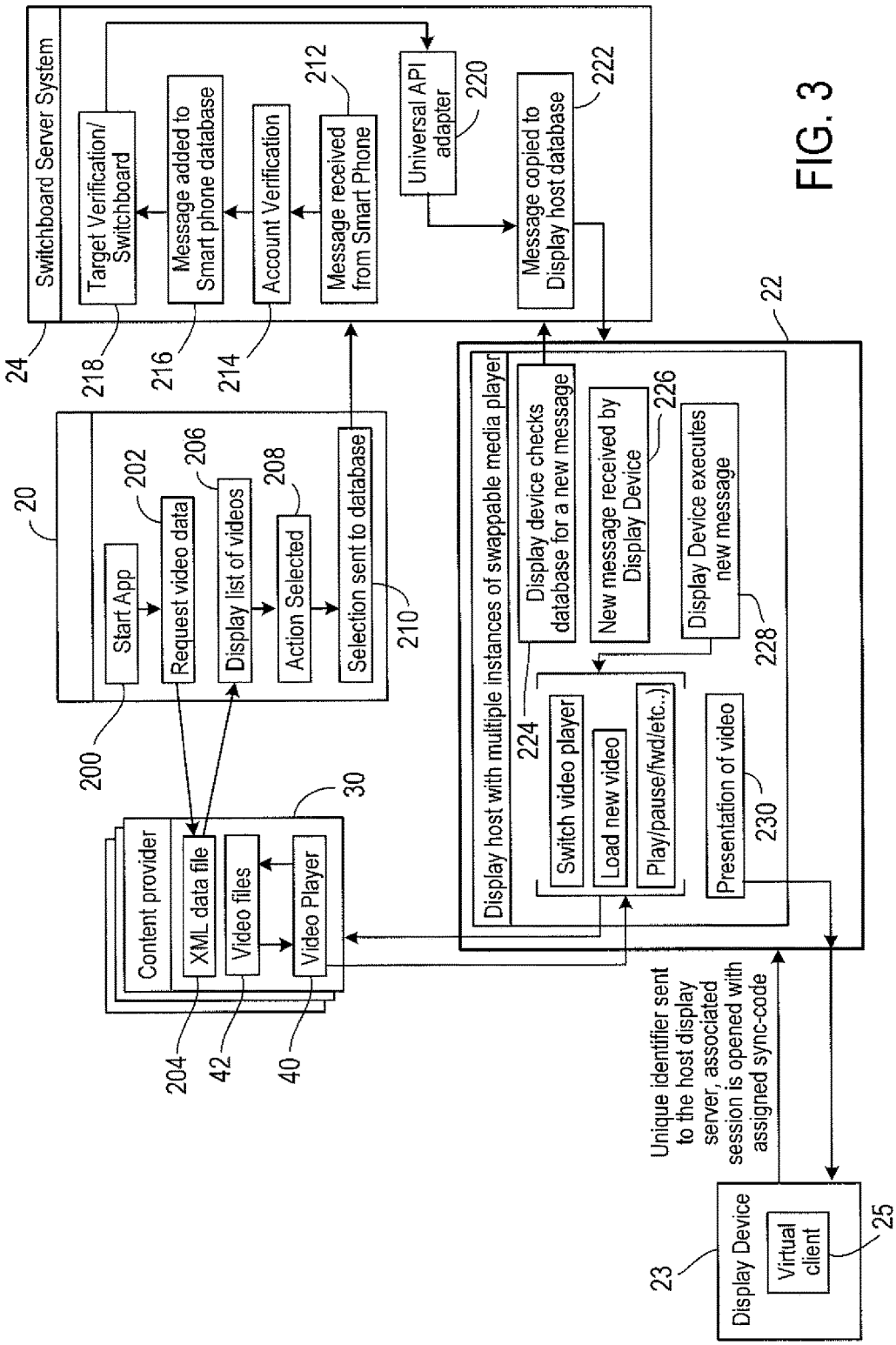
Switchboard Server System
Target Verification/ Switchboard
Message added to Smart phone database
Account Verification
Message received from Smart Phone
Universal API adapter
Message copied to Display host database
24
218
216
214
212
220
222
22
20
Start App
Request video data
Display list of videos
Action Selected
Selection sent to database
200
202
206
208
210
Display host with multiple instances of swappable media player
Display device checks database for a new message
New message received by Display Device
Display Device executes new message
Switch video player
Load new video
Play/pause/fwd/etc..)
Presentation of video
224
226
228
230
Content provider
XML data file
Video files
Video Player
30
204
42
40
Unique identifier sent to the host display server, associated session is opened with assigned sync-code
Display Device
Virtual client
23
25

FIG. 3

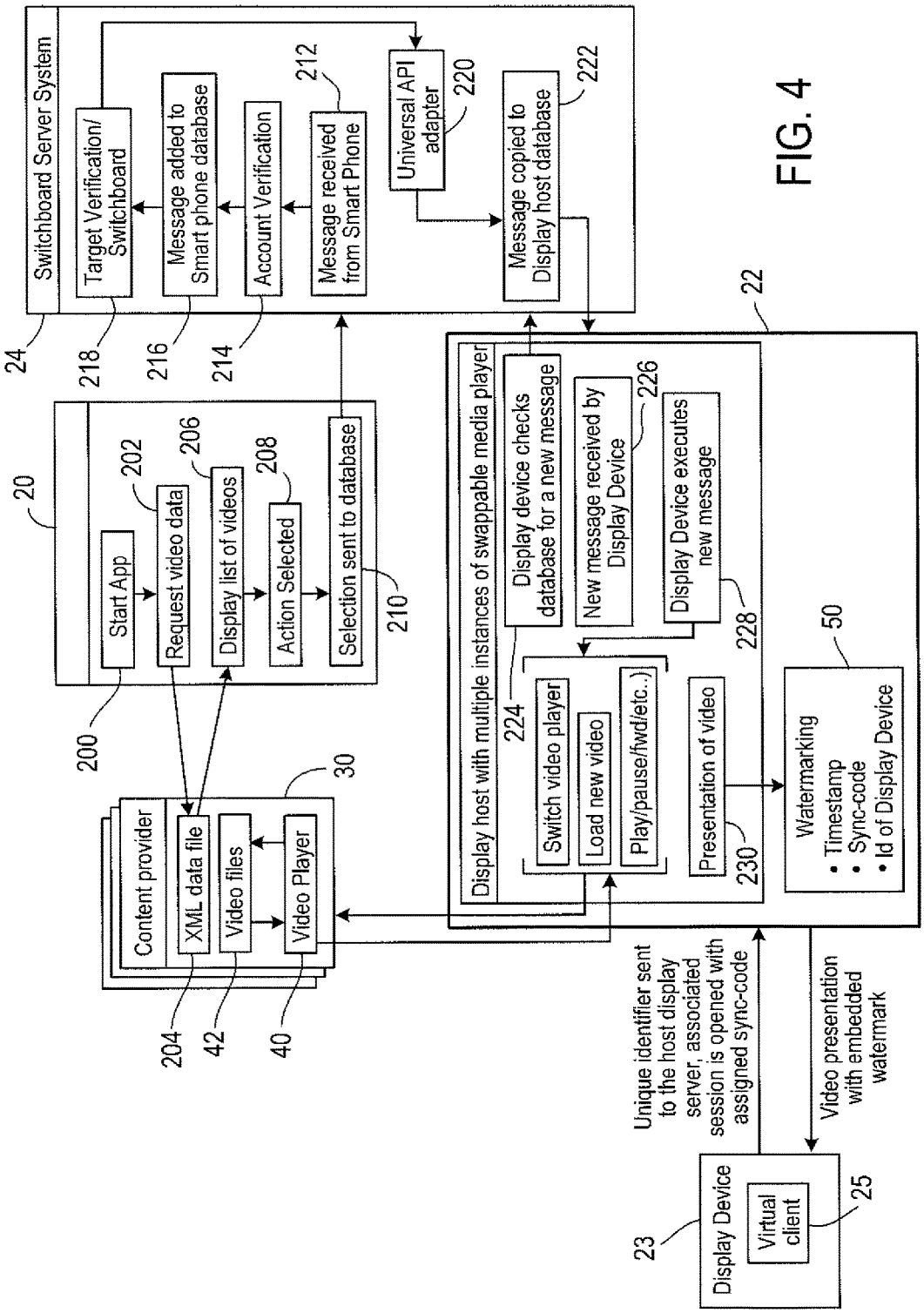
Switchboard Server System
Target Verification/ Switchboard
Message added to Smart phone database
Account Verification
Message received from Smart Phone
Universal API adapter
Message copied to Display host database
24
218
216
214
212
220
222
20
Start App
Request video data
Display list of videos
Action Selected
Selection sent to database
200
202
206
208
210
Content provider
XML data file
Video files
Video Player
204
42
40
30
Display host with multiple instances of swappable media player
Display device checks database for a new message
New message received by Display Device
Display Device executes new message
Switch video player
Load new video
Play/pause/fwd/etc..)
Presentation of video
224
226
228
230
22
Watermarking
• Timestamp
• Sync-code
• Id of Display Device
50
Unique identifier sent to the host display server, associated session is opened with assigned sync-code
Video presentation with embedded watermark
Display Device
Virtual client
23
25

FIG. 4

VIRTUALIZED HOSTING AND DISPLAYING OF CONTENT USING A SWAPPABLE MEDIA PLAYER

RELATED APPLICATION(S)

The present application is a continuation-in-part of U.S. application Ser. No. 13/157,821, filed on Jun. 10, 2011, which in turn claims the benefit of priority of U.S. Provisional Patent Application No. 61/477,998, filed on Apr. 21, 2011. The contents of the earlier applications are incorporated herein by reference.

BACKGROUND

Techniques are known to facilitate operating a display device remotely from a personal computing device, such as a mobile phone, in order to view a video file or other content on the display device. For example, U.S. patent application Ser. No. 13/157,821 describes a system in which a server system acts as a single interface that can be used to control any one of multiple media players (i.e., computer software applications for playing video or other content) that may be needed to play different video or other files on a display device such as a television screen. As an example, the display device may receive from the server system a message, based on input from a mobile phone, that instructs the display device to access a content provider, load a specific media player, load specific content (e.g., a video) to be played on the display device, and play the content on the display device using the media player.

Recently, various types of display devices have become popular and their use has become widespread. For example, some applications can be run on a gaming console, a tablet computer, a television set, or a set-top box, where the display device serves as a platform for audio-visual media such as books, movies, music, games or web content. However, some of these display devices have somewhat limited processing power and, therefore, may not be sufficiently powerful to run a swappable media player such as described in the foregoing patent application. Thus, using the techniques described in the foregoing patent application to control the display of content on such display devices presents a challenge.

SUMMARY

The present disclosure describes techniques to facilitate controlling the content that is displayed on various display devices, using a personal computing device such as a mobile phone. The techniques make use of a display host that acts, in part, as a swappable media player so that a wide range of video or other content can be played on the display device regardless of the particular media player that may he needed to play the video or other file.

In one aspect, for example, a machine-implemented method of presenting content on a display device includes receiving, in a display host, a communication from a display device. The display host is operable to execute multiple instances of a browser each of which operates as a swappable media player, wherein each instance of the swappable media player is operable to retrieve and load any of a plurality of different media players needed to play specified content. The method includes opening a first session using a first instance of the swappable media player, and requesting assignment of a unique identifier for the first session from a switchboard server system. A unique identifier for the first

session is received from the switchboard server system. The method includes displaying the unique identifier in the first session, and causing the display of the unique identifier to be mirrored onto a virtual client residing on the display device.

The foregoing method can be used, for example, to establish a link between a particular instance of the swappable media player and a particular display device. The unique identifier displayed on the virtual client residing on the display device then can be entered into a computing device (e.g., a mobile phone) that is to be used to select and control the playing of content on the display device.

According to another aspect, the method includes receiving in the display host a message indicating that particular content is to be played in a first session using a specified media player. The specified media player can be retrieved and loaded, and the particular content can be played in the first session using the specified media player. The method can include causing a presentation of the content to be mirrored onto the virtual client residing on the display device. In some implementations, the method includes receiving in the display host a second message indicating that particular second content is to be played in the first session using a specified second media player. The specified second media player can be retrieved and loaded, and the particular second content can be played in the first session using the specified second media player. The method can include causing a presentation of the second content to be mirrored onto the virtual client residing on the display device.

Systems for presenting content are described as well. For example, in some implementations, a system for presenting content includes a display device storing a virtual client. The system includes a display host operable to execute multiple instances of a browser each of which operates as a swappable media player, wherein each instance of the swappable media player is operable to retrieve and load any of a plurality of different media players needed to play specified content. The system also includes a switchboard server system. The display host is operable to perform operations including receiving from the switchboard server system a message indicating that a specified media player is to be used to play particular content using a first instance of a swappable media player, retrieving and loading the specified media player from a content provider using the first instance of the swappable media player, playing the particular content in a first session using the specified media player, and causing a presentation of the content to be mirrored onto the virtual client residing on the display device. In some implementations, the message indicating that a specified media player is to be used to play particular content using a first instance of a swappable media player includes a unique identifier for the first session. Also, in some implementations, the display host is further operable to incorporate a watermark into the content before the content is mirrored onto the virtual client, wherein the watermark includes the unique identifier.

Various implementations include one or more of the following advantages. For example, the techniques described here can be used even if the display device has somewhat limited processing power and would not be sufficiently powerful to run the swappable media player. Furthermore, the techniques can facilitate centralized processing of the swappable media player for multiple display devices (e.g., television sets located in multiple guest rooms in a hotel).

Other aspects, features and advantages will be apparent from the following detailed description, the accompanying drawings, and the claims.

BRIEF DESCRIPTION OF THE DRAWINGS

FIG. **1** is a block diagram illustrating an example of a system according to the invention.

FIG. **2** illustrates a method for establishing a session for playing content on a user-selected display device using a swappable media player.

FIG. **3** illustrates an example for playing user-selected content on a user-selected display device.

FIG. **4** illustrates another example for playing user-selected content on a user-selected display device.

DETAILED DESCRIPTION

As shown in FIG. **1**, a system **10** synchronizes a connection between a control device **20** and a display device **23** to facilitate the playing of content on the display device **23**. For example, a user of the first device **20** can select content and control the content displayed on the display device **23**. For purposes of illustration, in the following discussion, it is assumed that first device **20** is a personal computing device such as a mobile phone that includes a display, an internal microprocessor or other processing circuitry, a keypad, keyboard, touchscreen, mouse, trackball, or other device to receive user selections and other input, and a transceiver to establish communications to the Internet **21**. More generally, however, the first device **20** can be any type of handheld or other Internet-enabled personal computing device, including personal computers, e-books, kiosks, tablets, smart phones and media players. In some cases, input from the user can be received in forms other than tactile input (e.g., acoustic or speech). Examples of the display device **23** include a gaming console, tablet computer, set-top box, television set, personal computer or laptop computer with a display screen. In some implementations, the display device **23** may have limited processing power. Although FIG. **1** shows only a single display device **23** coupled to the display host **22**, there may be multiple display devices coupled to the display host **23** at the same time. Furthermore, the display devices may be of different types.

In the illustrated example, the mobile phone **20** is operable to display an application or web site that contains information and links to content providers **30** on a computer network such as the Internet **21**. A display host **22**, which may be implemented, for example, as a server system or other computing device (e.g., a personal home computer), is coupled to the Internet and is operable to link back to a switchboard server system **24** from which the display host **22** receives messages regarding the playing of specified content.

The display host **22** is operable to execute multiple sessions of a browser each of which operates as a swappable media player. Each session operates as a virtual display device that includes a unique instance **27** of the swappable media player and is assigned a unique synchronization code ("sync code"), which serves as an identifier for the session. Each session is associated with a specified display device such as the display device **23**. The display device **23** may be connected to the display host, for example, through a wireless connection, a wired connection (e.g., a co-axial cable), or through the Internet **21** or other network.

The various instances **27** of the swappable media player run on the display host **22** are independent of one another. Thus, each instance **27** of the swappable media player can play content (e.g., a video) during a particular session that differs from the content being played by other instances **27**. Furthermore, the different instances **27** of the swappable media player running on the display host **22** may use different media players (i.e., software applications to play the content) from one another depending on the particular content being played by each instance. In addition, as discussed in greater detail below, each particular instance **27** of the swappable media player can retrieve the appropriate media player needed to play the specified content.

In the illustrated example, the display device **23** includes a thin, virtual client **25** that can display content (e.g., a video) being played by a specific instance **27** of the swappable media player on the display host **22**. The virtual client **25** relies on the display host **22** to perform the data processing required for displaying the selected content. The display device **23** may be a dedicated thin client terminal or a computing device with thin client software that sends user input to the display host **22** and receives screen output in return. Although the virtual client **25** processes the user interface, it need not process data.

As explained in greater detail below, the virtual client **25** can have a unique identifier associated with it. In some cases, the unique identifier may be assigned when the software program is downloaded to the display device **23**. When the display device **23** connects to the display host **22**, the unique identifier associated with the virtual client **25** on the display device **23** is paired with a unique assigned sync code, which, in turn, is associated with a particular instance **27** of the swappable media player so that the appropriate session is paired with the correct virtual client and display device (e.g., virtual client **25** on display device **23**).

The following paragraphs describe how a connection can be established between the mobile phone **20** and the display device **23** so that the mobile phone can be used to control the display and playing of content on the display device **23**. As indicated by FIG. **2**, when the display device **23** initially connects to the display host **22**, the display device **23** sends the unique identifier associated with the virtual client **25** to the display host **22** (see **100** in FIG. **2**). In the event there is no such unique identifier provided by the display device **23**, the display host **22** automatically can assign a unique identifier to the display device **23**. The display host **22** opens a session using a particular instance **27** of the swappable media player (see **102** in FIG. **2**). The session is associated uniquely with the identifier for the virtual client **25**/display device **23**. The display host **22**, which stores (e.g., in a database) the one-to-one correspondence between the session and the display device **23**, also requests a sync code from the switchboard server system **24** (see **104** in FIG. **2**). The switchboard server system **24** assigns a unique sync code to be used by the display host **23** for the session (see **106** in FIG. **2**), and stores the correspondence between the sync code and the display host session in a database for future reference. The switchboard server system **24** includes a sync code generator **29** to generate the sync codes and can use, for example, the display host's browser cookie as an identifier for the display host **23**. The switchboard server system **24** then sends the assigned sync code to the display host **22** (see **108** in FIG. **2**). Upon receiving the sync code assigned to the particular session, the display host **22** stores (e.g., in a database) the association between the sync code and the particular session, and displays an image of the sync code in the corresponding instance **27** of the swappable media player (see **110** in FIG. **2**). The image displayed in the instance **27** is mirrored onto the virtual client **25** on the

display device **23** using, for example, a virtual network connection (VMC) or other virtualization technology (see **112** in FIG. **2**). The sync code may be displayed, for example, as text or as a QR code.

Once the sync code appears on the display device **23**, the user of the mobile phone **20** can enter the sync code into the mobile phone, for example, manually (e.g., using a keyboard) or by scanning the displayed sync code into the mobile phone (see **114** in FIG. **2**). The code can be scanned, for example, using optical scanning or RFID techniques. The mobile phone **20** then sends a message containing the sync code to the switchboard server system **24** (see **116** in FIG. **2**), which associates the received sync code with the matching sync code already stored in its database (see **118** in FIG. **2**). The switchboard server system **24** includes a look-up table **36** that, based on the sync code, stores the correspondence between the mobile phone **20** and the session of the swappable media player on the display host **22**. Thus, once the sync code is entered into, or captured by, the mobile phone **20**, it is sent from the mobile phone **20** to the switchboard server system **24**, which stores the information in the look-up table **36** so as to establish a connection, through the switchboard server system **24**, between the mobile phone **20** and the particular session of the swappable media player on the display device **23**. As there is a one-to-one correspondence between the sync code, the particular session on the display host **22** and the display device **23**, the mobile phone **20** effectively can be paired with, and thus connected to, the virtual client **25** operating on the display device **23** by way of the switchboard server system **24** and the unique session of the swappable media player running on the display host **22**.

Next, the switchboard server system **24** sends a message to the display host **22** indicating that the swappable media player on the display host **22** and the mobile device **20** are connected (see **120** in FIG. **2**). The particular instance **27** of the swappable media player can display an indication (e.g., a message or other indicator) that it is connected to the mobile device **20** (see **122** in FIG. **2**). This indication is mirrored onto the display device **23** (see **124** in FIG. **2**), allowing the user of the mobile phone **20** to confirm that the phone can be used to control the playing of content on the display device **23**, as explained below.

The following paragraphs describe how a user of the mobile phone **20** can select content and cause the content to be displayed on the display device **23**. When a user makes a selection using the mobile phone **20** for particular content to be displayed on the display device **23**, a message is sent through the Internet **21** to the switchboard server system **24**. The message may, for example, identify particular content to be played and a media player needed to play the content, and also may contain the sync code. A corresponding message then is passed along to the display host **22**, which acts on a transmission code contained within the signal and performs specified actions based on the transmission code. For example, in some scenarios, the message from the switchboard server system **24** instructs the particular instance **27** of the swappable media player on the display host **22** to access a content provider **30** through the Internet **21**, load a specific media player, load the media player-specific content and play the content. The particular instance **27** of the swappable media player on the display host **22** plays the specified content using the session of the swappable media player associated with the display device **23**. The contents of the session are mirrored automatically onto the display device **23** via the virtual client **25**, thereby allowing the user of the mobile phone **20** to view the content on the display device **23**. The mobile phone **20** also can be used to issue playback commands (e.g., play, pause, fast-forward, rewind, stop, etc.) to control the session.

Although in some examples the content is a video to be played on the display **23**, the system **10** can be used for other types of content as well. Thus, depending on the implementation, the content may include one or more of the following: video, audio, interactive video game, streaming media, multimedia, images, slides (e.g., a PowerPoint presentation) or other types of dynamic content.

FIG. **3** illustrates further details of the flow of information and signals according to some implementations. The mobile phone **20** is operable to display an application or web site that contains information and links to content providers **30** on the Internet **21**. The user operates the mobile phone **20** so as to start the application or access the web site (block **200**). In some implementations, a logo appears on the mobile phone's display. By selecting the logo, the user causes a menu to expand and present various options. The options can include, for example: (i) add new content to a playlist, (ii) play a listed item on a secondary device, (iii) play a listed item on the mobile phone **20**. If the user selects to add new content to the playlist, the user is presented with a screen that allows him to enter user-defined search parameters or to select predefined search parameters to request video data. The search parameters are sent from the mobile phone **20** as part of a request for video data that satisfy the search parameters (block **202**). The request is transmitted via the Internet **21** to the appropriate content provider web site. In response, the content provider **30** provides metadata (e.g., titles, links to the videos) for one or more video files that satisfy the search parameters. The metadata can be provided to the mobile phone **20**, for example, in the form of an XML data file **204**. Upon receiving the data file, the mobile phone **20** displays a list of one or more videos based on the information received from the content provider **30** (block **206**).

If desired, the user can take one of several actions, including selecting one of the videos from the displayed list to be played or initiating a command with respect to a video that already has been loaded to the display host **22** (blocks **208**). The mobile phone **20** then formats and transmits a message to the switchboard server system **24** (block **210**). The message from the mobile phone **20** contains a transmission code that includes data regarding the user information (e.g., user identification or account number), the location and name of the media player for the selected video, a playback command (e.g., play, pause, rewind, fast-forward, etc.), and the video file to be acted upon. The message also includes the sync code previously acquired from the display device **23**.

The message from the mobile phone **20** is transmitted over the Internet or other network **21** and is received by the switchboard server system **24** (block **212**). Based on information in the message from the mobile phone **20**, the switchboard server system **24** can verify that the user has an account (block **214**), and the contents of the message, as well as the date and time of receipt of the message, can be added to a personal computing device database **32** (block **216**) which forms part of a switchboard **28** (see FIG. **1**). In general, all messages from a particular user's personal computing device **20** can be stored in the database **32** corresponding to an account for the particular user. Thus, the database **32** stores a record of all messages received from a user's personal computing device **20**, as well as the user's identification, an indication of the host display **22**, an identification of the media player that is required for the

selected video, and an identification of the selected video. The switchboard server system **24** also can perform a target verification (block **218**), which can include checking whether a connection to the display host **22** already is established for the mobile phone **20**. Signals sent from the mobile device **20** to its associated database **32** are copied to a database **34** associated with the session of the swappable media player on the display host **22** based on the sync code.

In the illustrated implementation, the playback control command in the message from the mobile phone **20** contains a JavaScript reference to control the media player needed to play the selected video. Various types of video players may use different JavaScript commands to control their respective playback. Therefore, in the illustrated implementation, a universal adapter **26** is provided to interpret and convert a standard or universal command (e.g., play, pause, etc.) into the specific command recognized by the media player. Each time a signal is received from the mobile device **20**, the API adapter **26** checks and identifies the specific media player that is being requested. Based on this information, the system loads the appropriate set of protocols or application programming interfaces (APIs) from its library and converts the incoming commands from the mobile device **20** into the correct JavaScript (or other programming) code used by the target device **22** to control the specific media player (block **220**). The switchboard server system **24** then copies the converted version of the message to the database **34** associated with the display host **22**, as indicated above in connection with block **222**.

The universal adapter **26** can be implemented, for example, as a look-up table. For example, for a universal command "New Video," the universal adapter **26** provides the corresponding command for each of several specific media players (e.g., "yt_loadVideo" for YouTube). Similarly, for a universal command "Pause," the universal adapter **26** provides the corresponding command for each of several specific media players (e.g., "pauseVideo" for Ted-.com). Other universal commands and the corresponding command(s) for one of more media players (i.e., software applications to play the content) also can be stored by the universal adapter **26**.

The display host **22** periodically checks the entries in the database **34** to determine if there are any new messages for it (block **224**). For example, in some implementations, the display host **22** polls the associated database **34** at some predetermined time interval (e.g., every half second). In some implementations, instead of the display host **22** periodically checking whether there are any messages for it in the database **34**, the server system **24** can push the messages to the display host **22**. In any event, the system is arranged so that the display host **22** receives the messages intended for it.

When the display host **22** receives a message from the switchboard server system **24** (block **226**), the display host executes the message (block **228**). In some cases, the media player required to play the video indicated in the message is not presently loaded in the display host **22**. For example, the received command may be to "play" a particular video. If the media player needed to play the video is not already loaded in the display host **22**, the display host **22** requests and obtains a copy of the appropriate media player **40** as well as a copy of the video file **42** from a content provider **30**, loads the media player and then plays the video in the particular session of the swappable media player indicated by the sync code (block **230**). Likewise, if the appropriate media player already is loaded in the display device, but the particular video is not, then the display host **22** requests and obtains a copy of the video file **42** from the content provider **30** and proceeds to play the video in the particular session based on the sync code.

As the session of the swappable media player on the display host **22** plays the video, each frame is captured and transmitted to the display device **23** using for example, appropriate virtualization technology (e.g., a virtual network connection). Thus, the video playing in the particular session associated with the display device **23** is mirrored onto the virtual client **25** running on the display device **23** in substantially real time, thereby allowing the user to view the video on the display device **23**.

Once the video is playing on the display device **22**, the user of the mobile phone **20** can control the playing of the video by entering appropriate commands (e.g., pause, fast forward, rewind, stop, play, etc.) through the mobile phone. Each command is incorporated into a message that is transmitted to the switchboard server system **24**, which copies the message into database entries associated with the particular display host **22** (i.e., after performing any conversion of the command by the API adapter **26**). Once the message is retrieved by or sent to the display host **22**, the display host proceeds to execute the command.

The user of the mobile phone **20** may subsequently select other content to be played on the display device **23**. If a different media player is needed to play this other content, the particular instance **27** of the swappable media player that is associated with the sync code retrieves the appropriate media player from a content provider **30**. Thus, the same session of the swappable media player on the display host **22** can be used to play the other content regardless of whether the same or a different media player is needed.

In some implementations it may be desirable to provide a form of digital rights security with respect to the content that is being provided to the display device **23**. For example, as shown in FIG. **4**, before providing the requested content to the display device **23**, a watermarking module **50** in the display host **22** can provide a watermark that incorporates, for example, a time stamp, the sync code, and the unique identifier associated with the virtual client **25** and the display device **23**. The watermark can be inserted, for example, into the content (e.g., the video) using known techniques in a manner that is detectable by software, but that is not discernable by the human eye. In some cases, the video signal that is transmitted to the virtual client **25** can be encrypted by the display host **22** and then decrypted on the client side.

As mentioned above, the system and methods described above also can be used with various types of content other than video. In that case, different types of user-initiated commands may be available to control playing or display of the content. For example, for interactive video games, the user-initiated commands may include control commands appropriate for the particular game.

Although in many scenarios there will be a one-to-one correspondence between a computing device **20** that controls the content on a display device **23**, the techniques described here also can be incorporated into co-viewing situations, for example, where multiple computing devices (e.g., mobile phones) interact with a single display device **23**, a single computing device **20** controls communications with multiple displays **23**, or multiple computing devices **20** control communications with multiple displays **23**.

For example, a single computing device **20** may be used to control multiple display devices **23** so that the same content is displayed on each of the display devices at the same time (e.g., multiple televisions sets in a bar). In that

case, a different sync code may be associated with each of the display devices **23**, with each display device **23** associated with a different session of the swappable media player on the display host **22**. Each message from the computing device **20** may include a series of sync codes so that all of the display devices are controlled using the same message from the computing device **20**. In other implementations, each message from the computing device **20** may include a group identifier, which is associated at the switchboard server system **24** with multiple sync codes, each of which corresponds to a different session of the swappable media player on the display host **22**.

The techniques described in this document can be applied in a wide range of contexts. For example, a hotel can have a central server that operates as the display host **22** and each television in the guest rooms can serve as a virtual client **25**. The techniques also can be applied beyond a single location. For example, a cable operator can host the display host **22** and a set-top box in each subscriber's home can serve as a virtual client **25**. In addition, a personal home computer can serve as the host display **22**, with one or more display devices **23** connected to it.

Implementations of the subject matter and the operations described in this specification can include digital electronic circuitry, or in computer software, firmware, or hardware, including the structures disclosed in this specification and their structural equivalents, or in combinations of one or more of them. Implementations of the subject matter described in this specification can include one or more computer programs, i.e., one or more modules of computer program instructions, encoded on computer storage medium for execution by, or to control the operation of, data processing apparatus. Alternatively or in addition, the program instructions can be encoded on an artificially-generated propagated signal, e.g., a machine-generated electrical, optical, or electromagnetic signal that is generated to encode information for transmission to suitable receiver apparatus for execution by a data processing apparatus. A computer storage medium can be, or can be included in, a computer-readable storage device, a computer-readable storage substrate, a random or serial access memory array or device, or a combination of one or more of them. Moreover, while a computer storage medium is not a propagated signal, a computer storage medium can be a source or destination of computer program instructions encoded in an artificially-generated propagated signal. The computer storage medium can also be, or be included in, one or more separate physical components or media (e.g., multiple CDs, disks, or other storage devices).

The operations described in this specification can include operations performed by a data processing apparatus on data stored on one or more computer-readable storage devices or received from other sources. The term " data processing apparatus" encompasses all kinds of apparatus, devices, and machines for processing data, including by way of example a programmable processor, a computer, a system on a chip, or multiple ones, or combinations, of the foregoing. The apparatus and execution environment can realize various different computing model infrastructures, such as web services, distributed computing and grid computing infrastructures.

A computer program (also known as a program, software, software application, script, or code) can be written in any form of programming language, including compiled or interpreted languages, declarative or procedural languages, and it can be deployed in any form, including as a stand-alone program or as a module, component, subroutine, object, or other unit suitable for use in a computing environment. A computer program may, but need not, correspond to a file in a file system. A program can be stored in a portion of a file that holds other programs or data (e.g., one or more scripts stored in a markup language document), in a single file dedicated to the program in question, or in multiple coordinated files (e.g., files that store one or more modules, sub-programs, or portions of code). A computer program can be deployed to be executed on one computer or on multiple computers that are located at one site or distributed across multiple sites and interconnected by a communication network.

Processors suitable for the execution of a computer program include, by way of example, both general and special purpose microprocessors, and any one or more processors of any kind of digital computer. Generally, a processor will receive instructions and data from a read-only memory or a random access memory or both. Elements of a computer include a processor for performing actions in accordance with instructions and one or more memory devices for storing instructions and data.

Generally, a computer will also include, or be operatively coupled to receive data from or transfer data to, or both, one or more mass storage devices for storing data, e.g., magnetic, magneto-optical disks, or optical disks. However, a computer need not have such devices. Moreover, a computer can be embedded in another device, e.g., a mobile telephone, a personal digital assistant (PDA), a mobile, audio or video player, a game console, a Global Positioning System (GPS) receiver, or a portable storage device (e.g., a universal serial bus (USB) flash drive), to name just a few. Devices suitable for storing computer program instructions and data include all forms of non-volatile memory, media and memory devices, including by way of example semiconductor memory devices, e.g., EPROM, EEPROM, and flash memory devices; magnetic disks, e.g., internal hard disks or removable disks; magneto-optical disks; and CD-ROM and DVD-ROM disks. The processor and the memory can be supplemented by, or incorporated in, special purpose logic circuitry.

Although this specification contains many specific implementation details, these should not be construed as limitations on the scope of any inventions or of what may be claimed, but rather as descriptions of features specific to particular implementations of particular inventions. Certain features that are described in this specification in the context of separate implementations can also be implemented in combination in a single implementation. Conversely, various features that are described in the context of a single implementation can also be implemented in multiple implementations separately or in any suitable subcombination. Moreover, although features may be described above as acting in certain combinations and even initially claimed as such, one or more features from a claimed combination can in some cases be excised from the combination, and the claimed combination may be directed to a subcombination or variation of a subcombination.

Similarly, while operations are depicted in the drawings in a particular order, this should not be understood as requiring that such operations be performed in the particular order shown or in sequential order, or that all illustrated operations be performed, to achieve desirable results. In certain circumstances, multitasking and parallel processing may be advantageous. Moreover, the separation of various system components in the implementations described herein and the attachments hereto should not be understood as requiring such separation in all implementations, and it should be

understood that the described program components and systems can generally be integrated together in a single software product or packaged into multiple software products.

Thus, although particular implementations have been described, other implementations are within the scope of the claims.

What is claimed is:

1. A system for presenting content comprising:

a display host operable to execute multiple instances of a browser each of which operates as a swappable media player, wherein each instance of the swappable media player is operable to retrieve and load any of a plurality of different media players needed to play specified content; and

a switchboard server system,

wherein the switchboard server system is operable to perform operations including:

receiving a first message originating from a handheld Internet-enabled personal computing device distinct from the display host and the switchboard server system, wherein the first message comprises a unique identifier associated with a display device and a first session opened using a first instance of the swappable media player, and a first universal command instructing that first content be played in the first session using a specified first media player of the media players;

converting the first universal command into a corresponding first converted code specific to the specified first media player to control playing of the first content on the specified first media player; and

transmitting the first converted code and the unique identifier to the display host; and

wherein the display host is operable to perform operations including:

receiving the first converted code and the unique identifier from the display host;

in response to receiving the first message and the unique identifier, retrieving and loading the specified first media player using the first instance of the swappable media player;

playing the first content in the first session using the specified first media player by executing the first converted code; and

causing a presentation of the first content to be mirrored onto a virtual client residing on the display device;

wherein the switchboard server system is further operable to perform operations including:

receiving a second message originating from the handheld Internet-enabled personal computing device, wherein the second message comprises the unique identifier and a second universal command identifying a particular play control to be performed with respect to the first content being played in the first session, wherein the second universal command is different than the first universal command;

converting the second universal command into a corresponding second converted code specific to the specified first media player to perform the particular play control; and

transmitting the second converted code and the unique identifier to the display host; and

wherein the display host is further operable to perform operations including

receiving the second converted code and the unique identifier from the display host from the switchboard server; and

executing the second converted code to perform the particular play control with respect to the first content being played in the first session that is mirrored onto the virtual client residing on the display device.

2. The system of claim **1**,

wherein the switchboard server system is further operable to perform operations including:

receiving a third message originating from the handheld Internet-enabled personal computing device, wherein the third message comprises the unique identifier and the first universal command instructing that second content be played in the first session in the first session using a specified second media player of the media players;

converting, using the switchboard server system, the first universal command into a corresponding third converted code specific to the specified second media player to control playing of the second content on the specified second media player; and

transmitting the third converted code and the unique identifier to the display host; and

wherein the display host is further operable to perform operations including:

receiving the third converted code and the unique identifier from the switchboard server system;

in response to receiving the third converted code and the unique identifier, retrieving the second media player from a content provider and loading the second media player using the first instance of the swappable media player;

playing the second content in the first session using the specified second media player by executing the third converted code; and

causing a presentation of the second content to be mirrored onto the virtual client residing on the display device.

3. The system of claim **2**, wherein the system further includes a second display device,

wherein the switchboard server system is further operable to perform operations including:

receiving, a fourth message, wherein the fourth message comprises a second unique identifier associated with a second display device and a second session opened using a second instance of the swappable media player, and the first universal command instructing that third content be played in the second session using a specified third media player of the media players;

converting the first universal command into a corresponding fourth converted code specific to the specified third media player to control playing of the third content on the specified third media player; and

transmitting the fourth converted code and the second unique identifier to the display host; and

wherein the display host is further operable to perform operations including:

receiving the fourth converted code and the second unique identifier from the switchboard server system;

in response to the fourth converted code and the second unique identifier, retrieving the specified third media player from a content provider and loading the third media player using the second instance of the swappable media player;

playing the third content in the second session using the specified second media player by executing the fourth converted code; and

causing a presentation of the third content to be mirrored onto a virtual client residing on the second display device.

4. A machine-implemented method of presenting content on a display device, the method comprising:

establishing a first communications link between a display host and a switchboard server system, and a second communications link between the display host and a display device, wherein the display host is operable to execute multiple instances of a browser each of which operates as a swappable media player, wherein each instance of the swappable media player is operable to retrieve and load any of a plurality of different media players needed to play specified content;

receiving, at the switchboard server system, a first message originating from a handheld Internet-enabled personal computing device distinct from the display host and the switchboard server system, wherein the first message comprises a unique identifier associated with the display device and a first session opened using a first instance of the swappable media player, and a first universal command instructing that first content be played in the first session using a specified first media player of the media players,

converting, using the switchboard server system, the first universal command into a corresponding first converted code specific to the specified first media player to control playing of the first content on the specified first media player;

receiving, at the display host, the first converted code and the unique identifier from the switchboard server system;

in response to receiving the first converted code and the unique identifier, retrieving and loading, by the display host, the specified first media player using the first instance of the swappable media player;

playing, at the display host, the first content in the first session using the specified first media player by executing the first converted code;

causing, by the display host, a presentation of the first content to be mirrored onto the virtual client residing on the display device;

receiving, at the switchboard server system, a second message originating from the handheld Internet-enabled personal computing device, wherein the second message comprises the unique identifier and a second universal command identifying a particular play control to be performed with respect to the first content being played in the first session, wherein the second universal command is different than the first universal command;

converting, using the switchboard server system, the second universal command into a corresponding second converted code specific to the specified first media player to perform the particular play control;

receiving, at the display host, the second converted code and the unique identifier from the switchboard server system;

executing, by the display host, the second converted code to perform the particular play control with respect to the first content being played in the first session that is mirrored onto the virtual client residing on the display device.

5. The method of claim **4**, wherein the unique identifier comprises a QR code.

6. The method of claim **4**, further including:

receiving, at the switchboard server system, a third message originating from the handheld Internet-enabled personal computing device, wherein the third message comprises the unique identifier and the first universal command instructing that second content be played in the first session in the first session using a specified second media player of the media players;

converting, using the switchboard server system, the first universal command into a corresponding third converted code specific to the specified second media player to control playing of the second content on the specified second media player;

receiving, at the display host, the third converted code and the unique identifier from the switchboard server system;

in response to receiving the third converted code and the unique identifier, retrieving and loading, by the display host, the specified second media player using the first instance of the swappable media player;

playing, at the display host, the second content in the first session using the specified second media player by executing the third converted code; and

causing, by the display host, a presentation of the second content to be mirrored onto the virtual client residing on the display device.

7. The method of claim **6**, further including:

establishing a third communications link between the display host and a second display device;

receiving, at the display host, a fourth message, wherein the fourth message comprises a second unique identifier associated with the second display device and a second session opened using a second instance of the swappable media player, and the first universal command instructing that third content be played in the second session using a specified third media player of the media players;

converting, using the switchboard server system, the first universal command into a corresponding fourth converted code specific to the specified third media player to control playing of the third content on the specified third media player;

receiving, at the display host, the fourth converted code and the second unique identifier from the switchboard server system;

in response to the fourth converted code and the second unique identifier, retrieving and loading, by the display host, the specified third media player using the second instance of the swappable media player;

playing, at the display host, the third content in the second session using the specified second media player by executing the fourth converted code; and

causing, by the display host, a presentation of the third content to be mirrored onto a virtual client residing on the second display device.

8. The method of claim **7** wherein the first and second sessions at least partially overlap in time with one another.

9. The method of claim **4** wherein the first content comprises video.

10. The method of claim **4** wherein the first content comprises streaming media.

11. The method of claim **4** wherein the first content comprises visual content.

12. The method of claim **4**, further including contacting the switchboard server system using the display host to

check whether there is a message for the first session, wherein the first session is identified to the switchboard session using the unique identifier.

13. The method of claim **4**, wherein the display host retrieves the specified first media player from a content provider via the Internet.

14. The method of claim **4**, wherein converting the first universal command into the corresponding first converted code comprises selecting the corresponding first converted code from among a plurality of specific codes, each of which represents a corresponding playback control command for a respective media player.

15. The method of claim **4**, wherein converting the first universal command into the corresponding first converted code comprises:

determining an identity of the specified first media player;

loading an appropriate set of protocols or application programming interfaces from a library based on the identity of the specified first media player; and

converting the first universal command into the corresponding first converted code based on the set of protocols or application programming interfaces.

16. The method of claim **4**, wherein the first universal command and the second universal command are not specific to the first media player.

17. A method of presenting content, the method comprising:

executing, at a display host, a plurality of instances of a browser, wherein each instance of the browser is configured to retrieve and load any of a plurality of different media players to play specified content;

associating, at a switchboard server system, a first instance of the browser with a first handheld Internet-enabled personal computing device and a first display device;

receiving, at the switchboard server system from the first personal computing device, a first message comprising a unique identifier associated with the first instance of the browser and the first display device, and a universal command instructing that first content be played in the first instance of the browser using a first media player;

converting, using the switchboard server system, the universal command to a first portion of code specific to the first media player to control playing of the first content on the first media player;

transmitting, from the switchboard server system, the first portion of code and the unique identifier to the display host;

retrieving and loading, by the display host, the first media player using the first instance of the browser;

executing, at the display host, the first portion of code to play the first content in the first instance of the browser using the first media player; and

causing, by the display host, a presentation of the first content to be mirrored onto a virtual client residing on the first display device.

18. The method of claim **17**, further comprising:

receiving, at the switchboard server system from the first Internet-enabled personal computing device, a second message comprising the unique identifier and the universal command instructing that second content be played in the first instance of the browser using a second media player;

converting, using the switchboard server system, the universal command to a second portion of code specific to the second media player to control playing of the second content on the second media player;

transmitting, from the switchboard server system, the second portion of code and the unique identifier to the display host;

retrieving and loading, by the display host, the second media player using the first instance of the browser;

executing, at the display host, the second portion of code to play the second content in the first instance of the browser using the second media player; and

causing, by the display host, a presentation of the second content to be mirrored onto the virtual client residing on the first display device.

19. The method of claim **18**, further comprising:

associating, at a switchboard server system, a second instance of the browser with a second handheld Internet-enabled personal computing device and a second display device;

receiving, at the switchboard server system from the second personal computing device, a third message comprising a second unique identifier associated with the second display device and the second instance of the browser, and the universal command instructing that third content be played in the second instance of the browser using a third media player;

converting, using the switchboard server system, the universal command to a third portion of code specific to the third media player to control playing of the third content on the third media player;

transmitting, from the switchboard server system, the third portion of code and the second unique identifier to the display host;

retrieving and loading, by the display host, the third media player using the second instance of the browser;

executing, at the display host, the third portion of code to play the third content in the second instance of the browser using the third media player;

causing, by the display host, a presentation of the third content to be mirrored onto a virtual client residing on the second display device.

20. The method of claim **19**, wherein the universal command is not specific to the first, second, or third media players.

* * * * *