US 20040267899A1

(19) United States

(12) Patent Application Publication

(10) Pub. No.: US 2004/0267899 A1

(43) Pub. Date: Dec. 30, 2004

Rahman et al.

(54) INCORPORATING INTERACTIVE MEDIA INTO A PLAYLIST

(75) Inventors: **Shafiq Ur Rahman**, Redmond, WA (US); **Sohail Baig Mohammed**, Redmond, WA (US); **Khurshed Mazhar**, Kirkland, WA (US); **Kevin P. Larkin**, Mercer Island, WA (US); **Patrick N. Nelson**, Seattle, WA (US); **Bret P. O'Rourke**, Kirkland, WA (US)

Correspondence Address:
LEE & HAYES PLLC
421 W RIVERSIDE AVENUE SUITE 500
SPOKANE, WA 99201

(73) Assignee: **MICROSOFT CORPORATION**, REDMOND, WA (US)

(21) Appl. No.: **10/608,648**

(22) Filed: **Jun. 27, 2003**

Publication Classification

(51) **Int. Cl.**[7] **G06F 15/16**

(52) **U.S. Cl.** **709/217**; 709/234

(57) **ABSTRACT**

An exemplary system includes a media control operable to begin playing a media segment automatically after buffering the media segment, and a host application operable to receive a reference to the media segment, initialize the media control with the media segment, and cause the media control to postpone playing of the media segment after the media segment is buffered. An exemplary method includes receiving a playlist referencing a first media segment and a second media segment, the second media segment operable to play automatically without a prompt after being loaded, presenting the first media segment, and prerolling the second media segment.

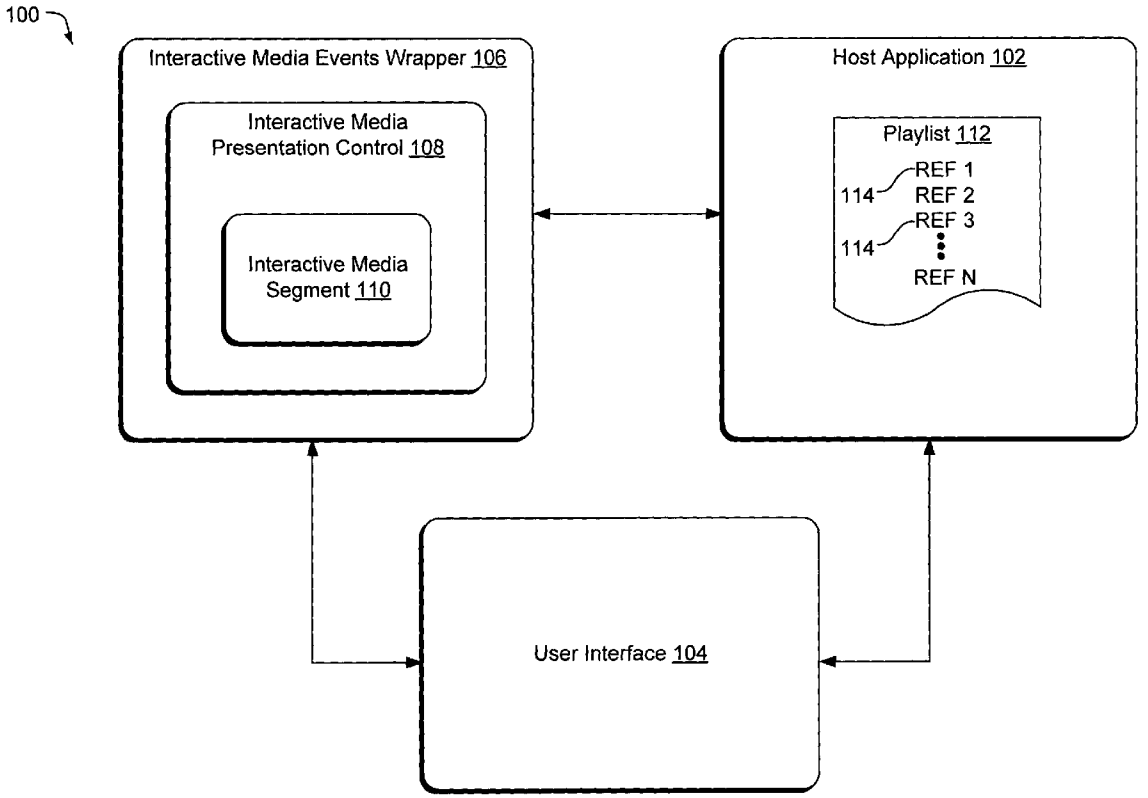

Charter Ex. 1133

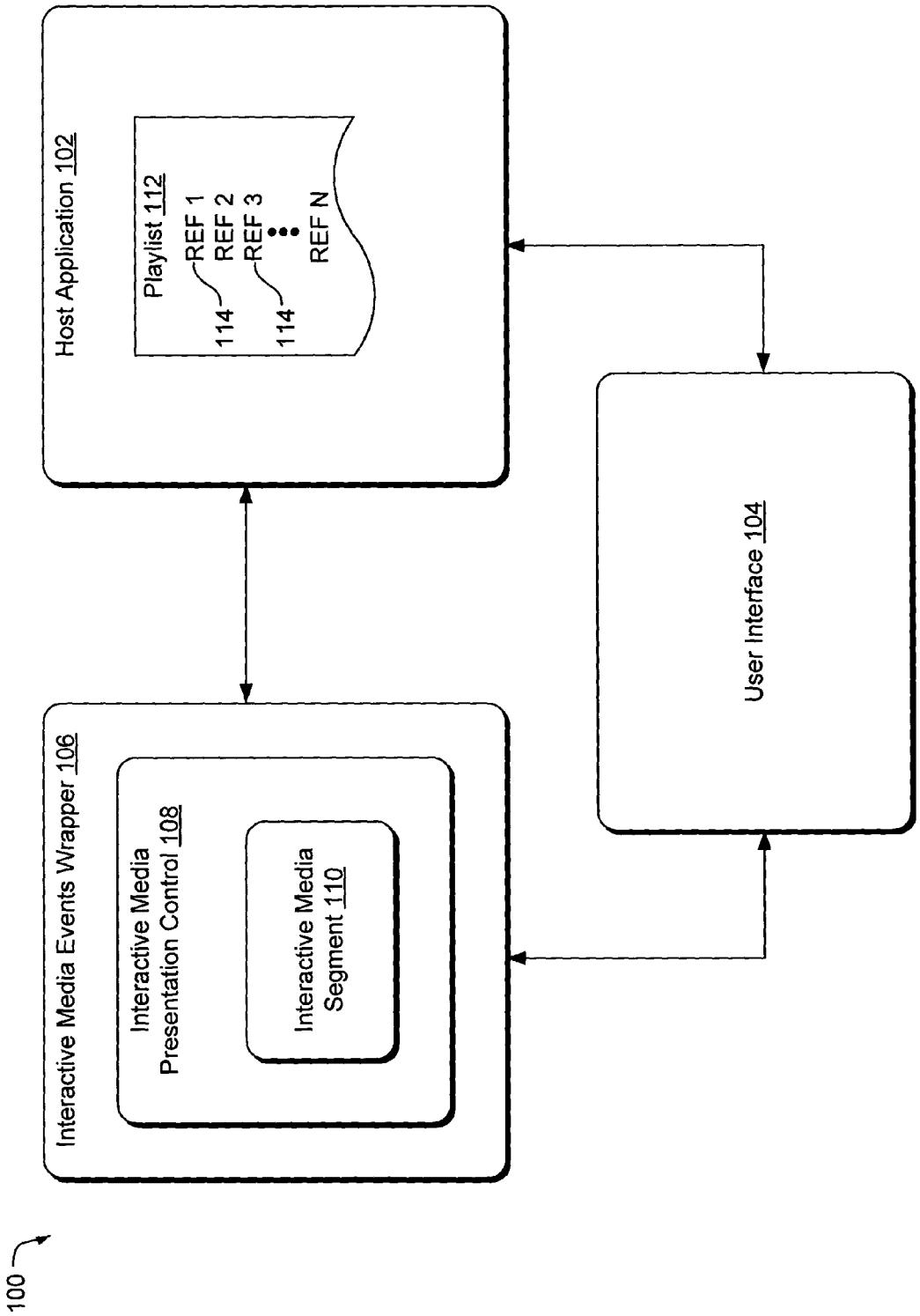
Host Application 102
Playlist 112
REF 1
REF 2
REF 3
REF N
114
114
User Interface 104
Interactive Media Events Wrapper 106
Interactive Media Presentation Control 108
Interactive Media Segment 110
100

FIG. 1

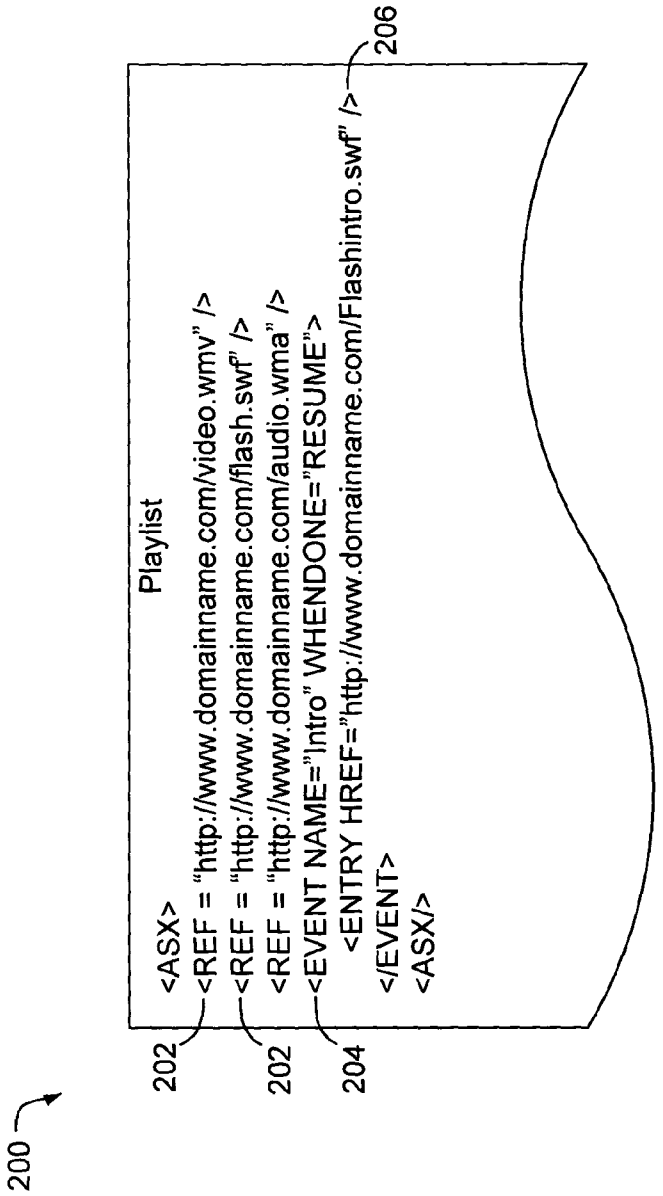
200
Playlist
<ASX>
<REF = "http://www.domainname.com/video.wmv" />
<REF = "http://www.domainname.com/flash.swf" />
<REF = "http://www.domainname.com/audio.wma" />
<EVENT NAME="Intro" WHENDONE="RESUME">
<ENTRY HREF="http://www.domainname.com/Flashintro.swf" />
</EVENT>
<ASX/>
202
202
204
206

FIG. 2

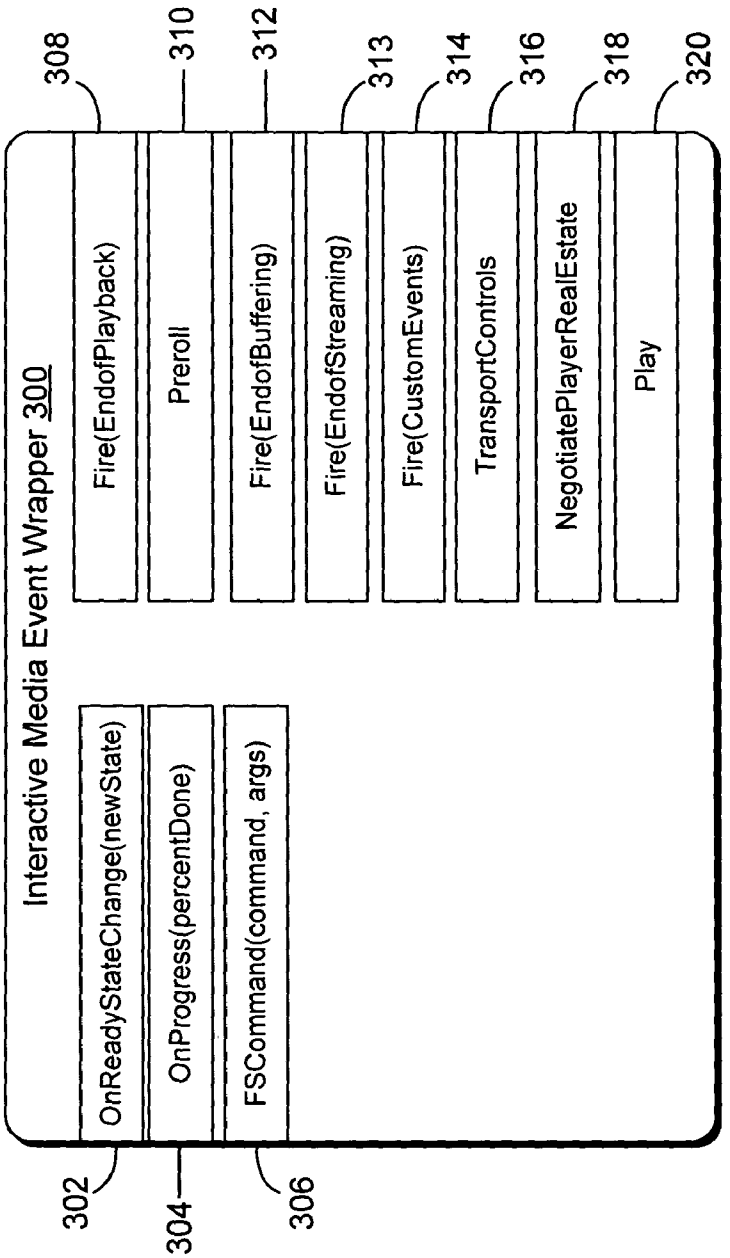
Interactive Media Event Wrapper 300
OnReadyStateChange(newState)
OnProgress(percentDone)
FSCommand(command, args)
Fire(EndofPlayback)
Preroll
Fire(EndofBuffering)
Fire(EndofStreaming)
Fire(CustomEvents)
TransportControls
NegotiatePlayerRealEstate
Play
302
304
306
308
310
312
313
314
316
318
320

FIG. 3

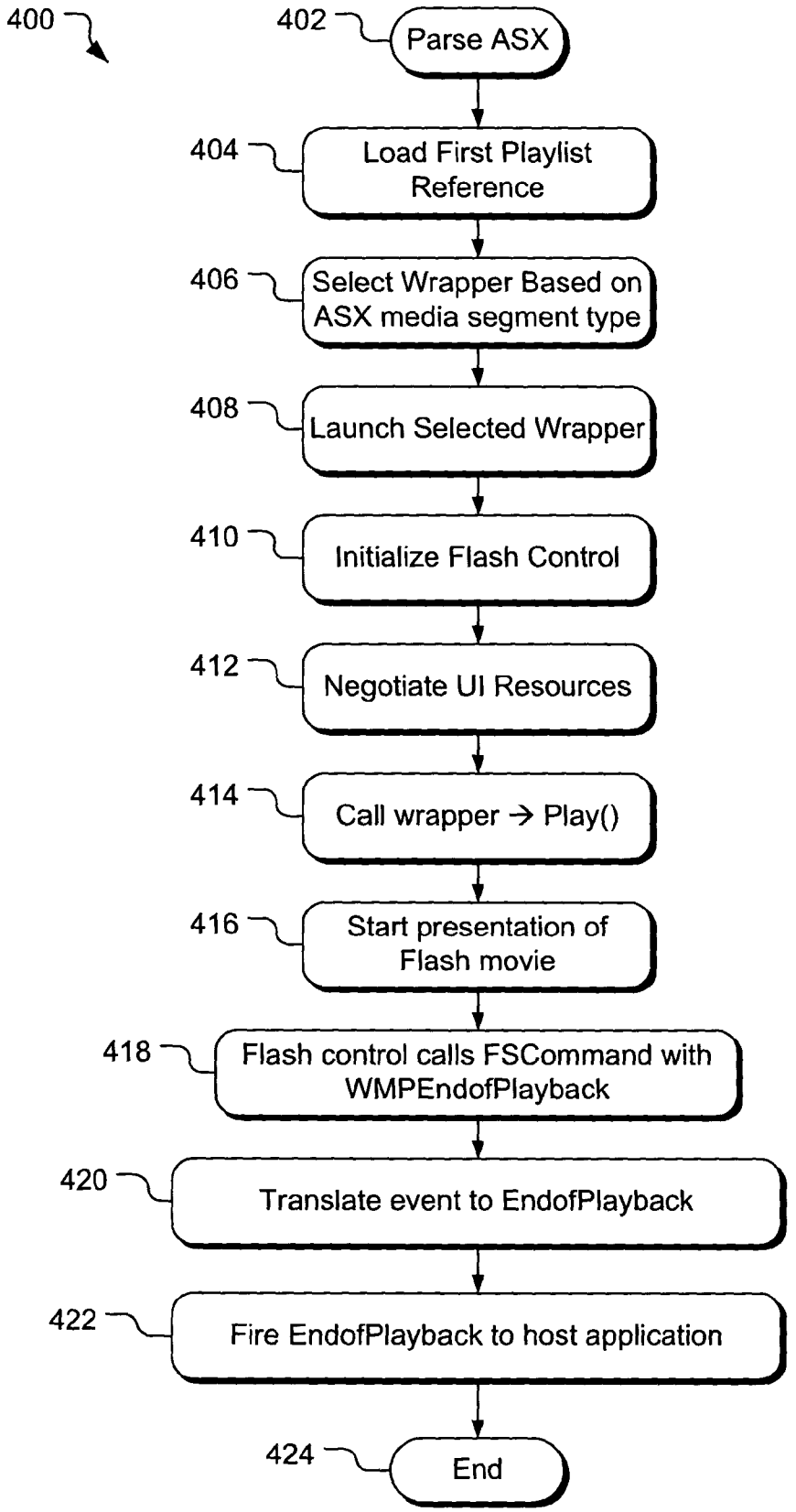
400
402
Parse ASX
404
Load First Playlist Reference
406
Select Wrapper Based on ASX media segment type
408
Launch Selected Wrapper
410
Initialize Flash Control
412
Negotiate UI Resources
414
Call wrapper → Play()
416
Start presentation of Flash movie
418
Flash control calls FSCommand with WMPEndofPlayback
420
Translate event to EndofPlayback
422
Fire EndofPlayback to host application
424
End

FIG. 4

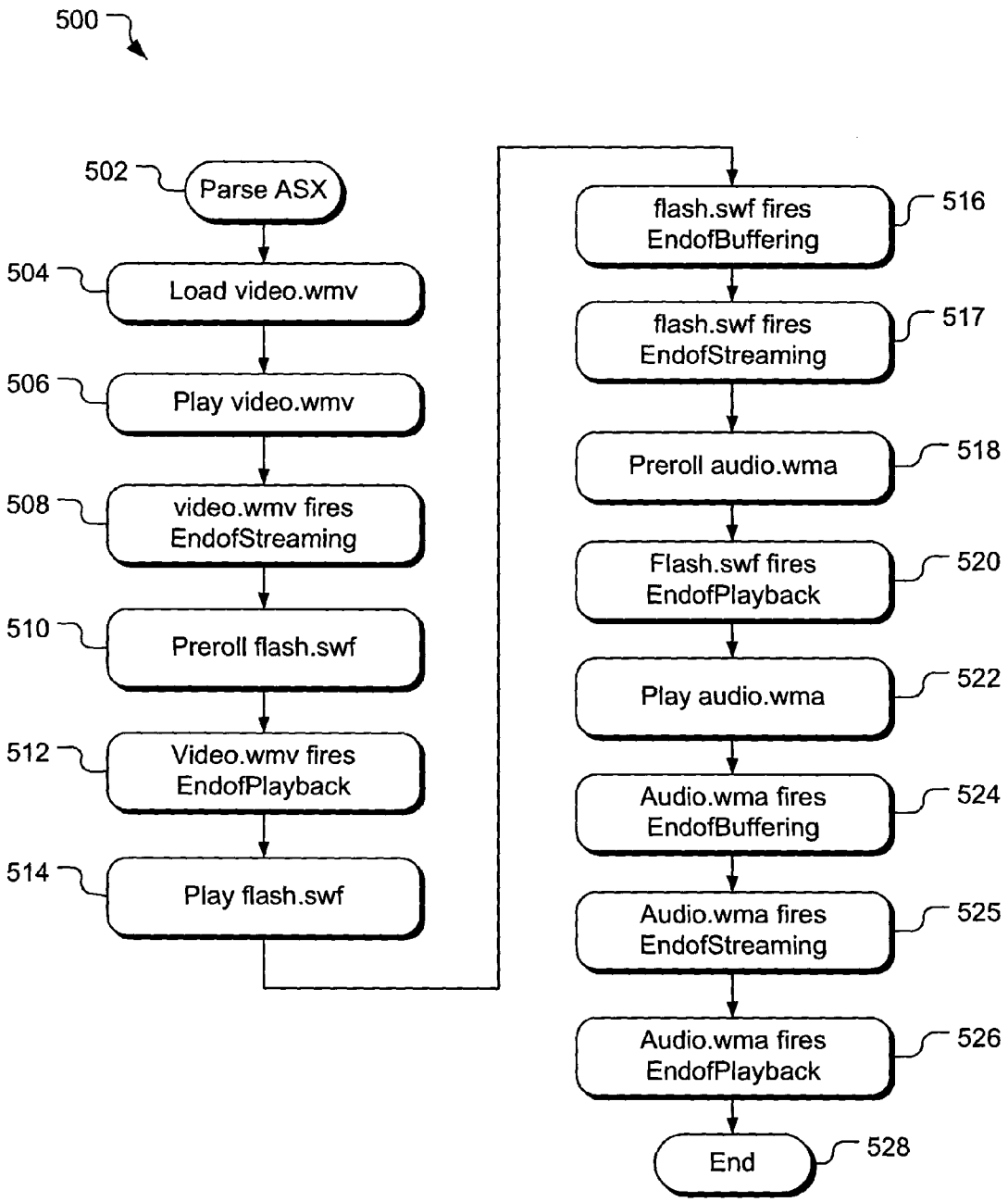
500
502
Parse ASX
504
Load video.wmv
506
Play video.wmv
508
video.wmv fires EndofStreaming
510
Preroll flash.swf
512
Video.wmv fires EndofPlayback
514
Play flash.swf
flash.swf fires EndofBuffering
516
flash.swf fires EndofStreaming
517
Preroll audio.wma
518
Flash.swf fires EndofPlayback
520
Play audio.wma
522
Audio.wma fires EndofBuffering
524
Audio.wma fires EndofStreaming
525
Audio.wma fires EndofPlayback
526
End
528

FIG. 5

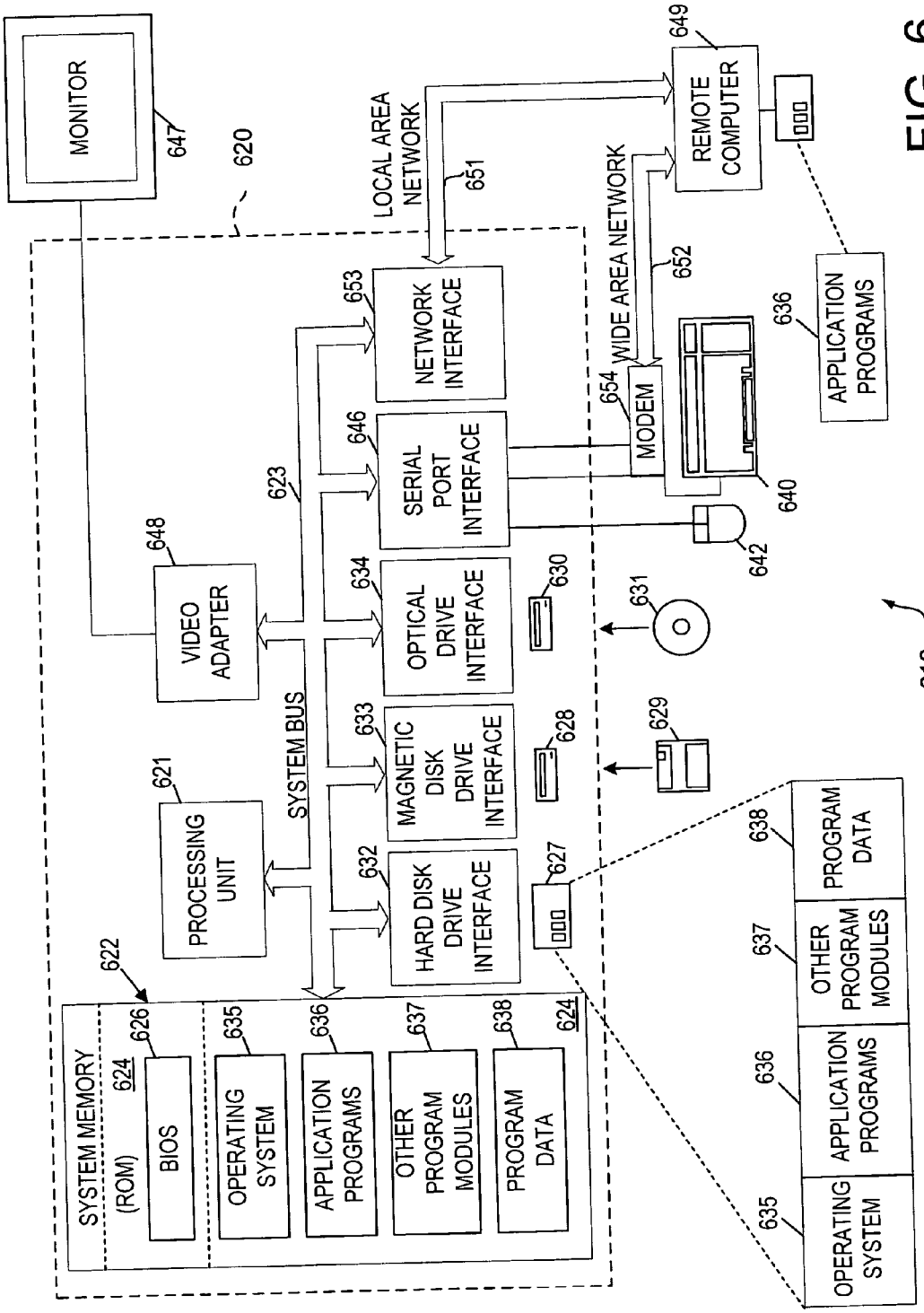
MONITOR
647
620
LOCAL AREA NETWORK
651
649
REMOTE COMPUTER
WIDE AREA NETWORK
652
653
NETWORK INTERFACE
654
MODEM
636
APPLICATION PROGRAMS
646
SERIAL PORT INTERFACE
640
642
623
648
VIDEO ADAPTER
634
OPTICAL DRIVE INTERFACE
630
631
610
SYSTEM BUS
633
MAGNETIC DISK DRIVE INTERFACE
628
629
621
PROCESSING UNIT
632
HARD DISK DRIVE INTERFACE
627
638
PROGRAM DATA
637
OTHER PROGRAM MODULES
636
APPLICATION PROGRAMS
635
OPERATING SYSTEM
622
SYSTEM MEMORY
(ROM)
624
626
BIOS
635
OPERATING SYSTEM
636
APPLICATION PROGRAMS
637
OTHER PROGRAM MODULES
638
PROGRAM DATA
624

FIG. 6

INCORPORATING INTERACTIVE MEDIA INTO A PLAYLIST

TECHNICAL FIELD

[0001] The described subject matter relates generally to methods, devices, and systems for incorporating media into a playlist.

BACKGROUND

[0002] A typical media player (e.g., Windows Media Player®) employs a "playlist." A playlist is a listing of one or more references to one or more media (e.g., video, audio, text, and/or animation data) segments. The playlist may also include information about the media segment(s), such as titles, authors, order of play, and the like. For example, a playlist may include a list of compact disk (CD) song titles. The media player presents the CD song titles to a user, and the user can select and play a song from the list of titles. Typically, each of the media segments referenced in a playlist has a start indicator and an end indicator, which indicate when each of the media segments are to start and end, respectively. When a start and end indicator are provided, the media player can use these indicators to facilitate sequencing through the media segment(s) referenced by the playlist.

[0003] In addition, in order to "seamlessly" transition from one media segment (e.g., a song on a CD) to another media segment referenced in a playlist, the media player can "preroll" an upcoming segment. Prerolling refers to loading an upcoming media segment while a current media segment is playing. Thus, the upcoming media segment is already loaded and ready to play immediately after the current media segment has finished playing. After the media player receives messages that prerolling is complete, and the current media segment has finished playing, the media player explicitly prompts the prerolled media segment to begin playing. Thus, there is a seamless transition from the current media segment to the next media segment, and there is no overlap in playing of the two media segments.

[0004] Some types of media are "continuous", in that they do not have a definite end associated with them. For example, many types of interactive media, such as Flash®, are continuous. A Flash® movie is typically composed of a number of scenes, often animated, that are to be played repeatedly, while waiting for user input. When the user selects a specified location in the Flash® movie, the movie may change to a different set of scenes and/or prompt the user for other input. In addition, Flash® and other types of interactive media often begin playing automatically after they are loaded, without being prompted. For example, when a web page is accessed that has an embedded Flash® movie, the movie will load, and automatically begin playing, waiting for user input. Interactive media, such as Flash®, have become extremely popular for use in "web" pages on the Internet because of their interactive nature, and continuous and unprompted play. Thus, Flash® and other interactive media are well-adapted to implementation on web pages.

[0005] However, the continuous and unprompted nature of such interactive media has rendered such media ineffective or unusable in playlists. An interactive media segment without a definite end prevents typical media players from being able to prompt play of a subsequent media segment via a playlist and the media player will not play through the entire play list. In addition, interactive media that automatically begins playing after loading does not allow for the seamless playback provided by many media players because the media automatically starts playing after loading, regardless of whether other media is currently playing. Thus, much of the interactive media that has been developed for web browsing cannot be reused by a typical media player employing playlists. Unfortunately, as a result, many media developers have resorted to developing non-interactive media, which does not provide the advantages of interactive media, so that their media can be played via playlists.

SUMMARY

[0006] Implementations described and claimed herein solve the discussed problems, and other problems.

[0007] An exemplary system includes a media control operable to begin playing a media segment automatically after buffering the media segment, and a host application operable to receive a reference to the media segment, initialize the media control with the media segment, and cause the media control to postpone playing of the media segment after the media segment is buffered.

[0008] An exemplary method includes receiving a playlist referencing a first media segment and a second media segment, the second media segment operable to play automatically without a prompt after being loaded, presenting the first media segment, and prerolling the second media segment.

[0009] Another exemplary method includes parsing a playlist having at least one reference to an interactive media segment operable to play continuously, playing the interactive media segment in an interface of a host application with a control operable to play the interactive media segment, and receiving a media segment event from the control indicating that the playing of the interactive media segment has finished.

BRIEF DESCRIPTION OF THE DRAWINGS

[0010] A more complete understanding of the various methods and arrangements described herein, and equivalents thereof, may be had by reference to the following detailed description when taken in conjunction with the accompanying drawings wherein:

[0011] **FIG. 1** is a block diagram illustrating an exemplary architecture that may be used to incorporate interactive media into a playlist.

[0012] **FIG. 2** illustrates an exemplary playlist in .ASX format including a reference to an interactive media segment.

[0013] **FIG. 3** is a block diagram illustrating an exemplary interactive media events wrapper that may be used to interface between an interactive media presentation control and a host application for incorporating an interactive media segment into a playlist.

[0014] **FIG. 4** is an exemplary interactive media presentation operation having exemplary operations for presenting an interactive media segment referenced in a playlist, even though the interactive media segment is designed to play continuously.

[0015] **FIG. 5** is an exemplary interactive media presentation operation having exemplary operations for prerolling an interactive media segment referenced in the playlist of **FIG. 2**, even though the interactive media segment is operable to automatically begin playing after the segment is loaded.

[0016] **FIG. 6** is a block diagram illustrating an exemplary computer and/or computing environment suitable for use with various methods, units, system, and/or architectures described herein.

DETAILED DESCRIPTION

[0017] Turning to the drawings, wherein like reference numerals refer to like elements, various methods are illustrated as being implemented in a suitable computing environment. Although not required, various exemplary methods will be described in the general context of computer-executable instructions, such as program modules, being executed by a personal computer and/or other computing device. Generally, program modules include routines, programs, objects, components, data structures, etc. that perform particular tasks or implement particular abstract data types. Moreover, those skilled in the art will appreciate that various exemplary methods may be practiced with other computer system configurations, including hand-held devices, multiprocessor systems, microprocessor based or programmable consumer electronics, network PCs, minicomputers, mainframe computers, and the like. Various exemplary methods may also be practiced in distributed computing environments where tasks are performed by remote processing devices that are linked through a communications network. In a distributed computing environment, program modules may be located in both local and remote memory storage devices.

[0018] In some diagrams herein, various algorithmic acts are summarized in individual "blocks". Such blocks describe specific actions or decisions that are made or carried out as a process proceeds. Where a microcontroller (or equivalent) is employed, the flow charts presented herein provide a basis for a "control program" or software/firmware that may be used by such a microcontroller (or equivalent) to effectuate the desired control. As such, the processes are implemented as machine-readable instructions storable in memory that, when executed by a processor, perform the various acts illustrated as blocks.

[0019] Those skilled in the art may readily write such a control program based on the flow charts and other descriptions presented herein. It is to be understood and appreciated that the subject matter described herein includes not only devices and/or systems when programmed to perform the acts described below, but the software that is configured to program the microcontrollers and, additionally, any and all computer-readable media on which such software might be embodied. Examples of such computer-readable media include, without limitation, floppy disks, hard disks, CDs, RAM, ROM, flash memory and the like.

[0020] Exemplary Architecture

[0021] An exemplary media presentation system **100** for presenting information, including media content, is illustrated in **FIG. 1**. As used herein, the terms "present,""play," and "playback," refer to the process of showing media content. The media presentation system **100** generally includes a host application **102**, a UI **104**, and an interactive media events wrapper **106**. The interactive media events wrapper **106** serves as an interface between the host application **102** and an interactive media presentation control **108** to facilitate presentation of an interactive media segment **110**. The host application **102** hosts the interactive media segment **110** in the user interface **104**.

[0022] A host application **102** executes on a computing device, such as the computer system **600** in **FIG. 6**, to present information, including media content, to a user via the user interface (UI) **104**. The media content may be video, audio, animation, or any other type of content that the UI **104** is able to present. Thus, the UI **104** is generically depicted in **FIG. 1** to include any of various hardware, software, and/or firmware devices operable to present any type of media content. An exemplary implementation of the UI **104** includes a video monitor, audio speakers, and video and audio buffering or enhancement modules. Details about devices and systems that can be implemented in relation to the UI **104** and that support communication between the host application **102** and the UI **104** in order to present media content are described in further detail with respect to **FIG. 6**.

[0023] One implementation of the host application **102** is a media player, such as Windows Media Player® by Microsoft®. In this implementation, the host application **102** is operable to host media content, such as the interactive media segment **110** in the user interface **104**. The host application **102** manages the manner (e.g., timing and location) in which the interactive media segment **110** is presented using the interactive media events wrapper **106**. The interactive media segment **110** might not be designed to directly interface with the host application **102**. Therefore, the interactive media events wrapper **106** is used to interpret messages communicated between the interactive media segment **110** and the host application **102**.

[0024] The interactive media segment **110** is an item of media content. By way of example, the interactive media segment **110** might be a movie based on Flash® or Shockwave® technologies. Flash® and Shockwave® are vector-based graphics animation technologies that were developed by Macromedia, Inc.®. Movies developed with these technologies are composed of a number of scenes, or frames, defined with lines and shapes using vector values, such as angles of ascent, and the like. Scenes in the movies can contain bitmap images. Although Flash® and Shockwave® movies are described in detail herein, it is to be understood that other types of interactive media content can be included in the interactive media segment **110**.

[0025] The interactive media presentation control **108** controls the presentation of the interactive media segment **110**. The interactive media presentation control **108** also responds to commands from the interactive media events wrapper **106**. To control presentation of the interactive media segment **110**, the interactive media presentation control **108** responds to a number of commands including, but not limited to, load, start, and/or stop.

[0026] The interactive media presentation control **108** corresponds to the content type of the interactive media segment **110**. Thus, for example, if the interactive media segment **110** is a Flash® movie, the interactive media

presentation control **108** may be a Macromedia Flash Player® or an ActiveX Flash control. One implementation of the control **108** continuously loops sequentially through the scenes in the interactive media segment **110**. In this implementation, as soon as the last scene in the interactive media segment **110** has finished playing, the control **108** starts again at the first scene in the interactive media segment **110**.

[**0027**] Is As discussed in further detail below, playing of the interactive media segment **110** need not be continuous. Various exemplary methods and interfaces are described below that facilitate stopping the playback of the interactive media segment **110**. The methods and interfaces may be employed effectively to stop playback of the interactive media segment **110** even when the interactive media segment **110** has been designed for continuous play. As discussed throughout herein, stopping the play of the interactive media segment **110** enables the host application **102** to incorporate the interactive media segment **110** into a playlist that can be presented to a user via the UI **104**.

[**0028**] Another implementation of the interactive media presentation control **108** is operable to begin playing the interactive media segment **110** automatically without being prompted, after the interactive media segment **110** is loaded. Exemplary operations and interfaces are discussed below, which enable the interactive media events wrapper **106** to postpone playback of the interactive media segment **110**. Such exemplary operations and interfaces enable the host application **102** to preroll the interactive media segment **110**, when played in conjunction with a playlist.

[**0029**] As discussed in more detail below, one implementation of the interactive media events wrapper **106** translates messages and/or events from the host application **102** into messages sent to the interactive media presentation control **108** and vice versa. The host application **102** is operable to respond to events related to presentation of the interactive media segment **110** and/or user interaction. The host application **102** receives events, analyzes events, determines the appropriate response(s) to the events, and responsively initiates the appropriate actions. For example, during presentation of interactive media segment **110**, a user may select "stop" on the UI **104**, which causes a "stop" event to be sent to the host application **102**. In response to receipt of the "stop" event, the host application **102** passes the stop event to the interactive media events wrapper **106** to stop presentation of the interactive media segment **110**.

[**0030**] The host application **102** has access to a playlist **112**, which the host application **102** uses to present media content to a user via the UI **104**. The exemplary playlist **112** is a file having one or more references **114** to one or more associated media segments, such as the interactive media segment **110**. The playlist **112** may include information about the referenced media segment(s), such as titles, authors, time of play, order or play, creation time, and the like. Exemplary contents and formats of the playlist **112** are discussed in further detail below with respect to **FIG. 2**.

[**0031**] The playlist **112** may be a client-side playlist or a server-side playlist. A client-side playlist resides locally at the computer on which the host application **102** executes. The locally resident client-side playlist **112** may be downloaded from a remote computer or obtained from some other source. A server-side playlist resides on a remote computer, such as a server that communicates with the host application **102** over a network. In a server-side playlist implementation, the host application **102** accesses the playlist **112** and the playlist references **114** by sending requests over the network to the server.

[**0032**] As shown in **FIG. 2**, one particular implementation of the playlist **112** is an .ASX file **200**. The .ASX file **200** includes a number of exemplary references **202** that each refer to an associated media segment. The exemplary references **202** indicate the locations of the associated media segments, so that the media segments can be retrieved and played. In the implementation depicted in **FIG. 2**, the references **202** are uniform resource locators (URLs).

[**0033**] In **FIG. 2**, the reference "http://www.domainname-.com/video.wmv" refers to a Windows Media Movie file located at a site on the Internet given by a Hypertext Transport Protocol (HTTP) address. The reference "http://www.domainname.com/flash.swf" refers to a Flash® movie located at the same site on the Internet. The reference "http://www.domainname.com/audio.wma" refers to a Windows Media Audio file located at the same site on the Internet. A referenced media segment in the .ASX file **200** may be referred to as a playlist entry.

[**0034**] In another implementation of the .ASX file **200**, the media segments referred to need not be located at the same locations, and need not be located at remote sites as shown in **FIG. 2**. For example, another implementation of the .ASX file **200** may include references to media segments located on an Intranet or a proprietary network. In addition, the references **202** may refer to other playlists. Thus, the .ASX file **200** may have one or more playlists embedded in the .ASX file **200**.

[**0035**] In addition, each of the referenced media segments in the .ASX file **200** may have one or more media segments embedded within it. If a media segment has an embedded media segment, the two media segments need not be of the same media type or format. For example, a Flash movie could be embedded in a QuickTime® media segment. The referenced media segment having a different type of embedded media is referred to as mixed media.

[**0036**] The exemplary .ASX file **200** includes an exemplary event identifier **204**. The event identifier **204** has an associated name, "Intro." In a Flash movie, events can be issued. The events have names. If, during playback of a Flash movie, an event with the name "Intro" is issued, the host application will find the event identifier **204** in the .ASX file **200**. The host application will then present the media segment referenced by an entry reference **206** associated with the event identifier **204**. Thus, as shown in **FIG. 2**, the media segment "http://www.domainname.com/Flashintro.swf" will be presented when a Flash movie issues the "Intro" event. A directive, "Resume", is provided with the event identifier **204**, which directs the host application on how to proceed after the media segment in the event reference **206** is complete. Resume directs the host application to continue playing the Flash movie that issued the event.

[**0037**] Referring again to **FIG. 1**, regardless of where the exemplary playlist **112** physically resides, and regardless of the particular format of the references **114** or location of the referenced media segments, the host application **102** reads

the references **114** from the playlist **112** and manages the presentation of media segments associated with the references **114**. For example, the host application **102** determines that a reference **114** refers to the interactive media segment **110**, retrieves the interactive media segment **110** from a location indicated by the associated reference **114**, and hosts the interactive media segment **110**.

[**0038**] In one implementation of the host application **102**, the host application **102** instantiates the interactive media presentation control **108** and the interactive media events wrapper **106**. In another implementation, the interactive media events wrapper **106** is an interface included in the host application **102**. Exemplary operations and interfaces employed by the interactive media events wrapper **106**, the host application **102**, and the interactive media presentation control **108** are discussed in further detail below.

[**0039**] **FIG. 3** illustrates an exemplary interactive media events wrapper **300** to facilitate communication between an interactive media presentation control (e.g., the interactive media presentation control **108**, **FIG. 1**) and a host application (e.g., the host application **102**, **FIG. 1**) using a playlist (e.g., the playlist **112**, **FIG. 1**; the .ASX file **200**, **FIG. 2**). Generally, the interactive media events wrapper **300** includes a number of functions that can be called by the host application and/or the interactive media presentation control. The interactive media events wrapper **300** also includes a number of functions that the interactive media events wrapper **300** calls to send messages to the host application and/or the interactive media control. It is to be understood that the exemplary functions illustrated in **FIG. 3** are not the only functions that the wrapper **300** may employ.

[**0040**] The interactive media events wrapper **300** also includes logic and data for interpreting messages from the interactive media presentation control and responsively firing appropriate event(s) to the host application. In addition, the interactive media events wrapper **300** interprets commands from the host application and responsively sends an appropriate command to the interactive media presentation control. An event is any occurrence or happening of significance to a task or program, such as the completion of loading of an interactive media segment. Firing of an event refers to issuing a notification of the event.

[**0041**] The exemplary interactive media events wrapper **300** shown in **FIG. 3** implements an interface called ISWFVelperEvents which was designed for Flash® technology. The ISWFHelperEvents interface includes an OnReadyStateChange(newState) function **302**, an OnProgress(percentDone) function **304**, and a FSCommand(command, args) function **306**.

[**0042**] The OnReadyStateChange(newState) function **302** can be called by the Flash control when the ready state of the control changes. In one implementation, the newState parameter can take on the following values:

[**0043**] 0=Loading

[**0044**] 1=Uninitialized

[**0045**] 2=Loaded

[**0046**] 3=Interactive

[**0047**] 4=Complete

[**0048**] The OnProgress(percentDone) function **304** can be called by the Flash control as a Flash® movie is downloading. The percentDone parameter gives the percentage of the movie downloaded so far.

[**0049**] The FSCommand(command, args) function **306** can be called by the interactive media presentation control to communicate events to the wrapper **300**. The events originate in the interactive media segment itself. For example, an author of a Flash® movie can embed a script within the movie, which can be used to notify the Flash control of events. When the Flash (movie calls the Flash control with an event, the Flash control can call the FSCommand function **306** in the wrapper **300** to notify the wrapper **300** of the event. The FSCommand function **306** takes two arguments, the first is a string which represents a command or event, the second is a string representing related parameters.

[**0050**] The FSCommand function **306** can be used to communicate information from a media segment to applications outside the host application. Applications can be designed to "listen" to events from the host application. The host application forwards received events on to the listening applications. Based on the received events, the listening applications can responsively perform a predefined task. For example, the Windows Media Player® can forward, or issue (i.e., fire), an event from a playing Flash movie to another listening application, which executes a task based on the event. Events can be customized to a designer's particular application. The 'args' parameter can be used to indicate a particular script to execute in response to the event. The FSCommand function **306** may be used to notify the wrapper **300** of an "EndofPlayback" event when the last scene in the Flash® movie has finished playing. The function call made by the Flash control in this example is FSCommand-(WMPEndPlayback, args). In response to receiving the function call, the wrapper **300** fires EndofPlayback to the host application using a Fire(EndofPlayback) function **308**. The Fire(EndofPlayback) function **308** notifies the host application that the Flash movie has completed, at which time the host application can present a next media segment in a playlist. In this situation, the "args" parameter may be ignored by the wrapper **300**.

[**0051**] Other types of events that can be fired by a control using the FSCommand function **306** are an EndofBuffering event and an EndofStreaming event. A control fires the EndofBuffering event after the control has finished buffering a portion of the media segment in response to a preroll command (see the preroll command **310** below). The EndofStreaming event can be fired by a control to indicate that all of a media segment has been buffered.

[**0052**] A preroll command **310** can be called by the host application to preroll the Flash® movie. When the wrapper **300** receives the preroll command **310**, the wrapper **300** calls a load( ) command in the Flash control to load the Flash® movie. In response to the load( ) command, the Flash control begins loading the Flash® movie. As used herein, "buffering" and "loading" are used interchangeably. Loading and buffering refer to copying at least a portion of the Flash® movie from some source, such as a remote computer, into memory, such as Random Access Memory (RAM), for execution. The wrapper **300** then employs one or more operations to postpone the Flash control from automatically playing the Flash® movie after the movie is loaded. Exem-

plary operations for postponing playback of the Flash® movie are discussed in further detail below.

[0053] The wrapper **300** is notified that at least a portion of the Flash® movie has finished buffering when the wrapper receives a call to the OnReadyStateChange function **302** with any of the following parameters:

[0054] 2=Loaded

[0055] 3=Interactive

[0056] 4=Complete

[0057] In one implementation, the wrapper **300** facilitates prerolling of an interactive media segment based on control calls to the OnProgress function **304**. The OnProgress function **304** takes an input parameter "percentDone," which indicates the percent of the interactive media segment that has been buffered. When the percentDone value reaches a predetermined minimum buffer value, a sufficient amount of the interactive media **15** segment has been buffered for smooth playback. When the wrapper **300** receives a call to the OnProgress function **304**, in which the percentDone parameter is equal to or greater than the minimum buffer value, the wrapper **300** can call a Fire(EndofBuffering) function **312** to notify the host application that the interactive media segment is sufficiently buffered for playback.

[0058] The predetermined minimum buffer value is implementation specific. For example, in a particular implementation in which the interactive media segment in a Flash® movie, the minimum buffer value is 100%; i.e., the entire Flash® movie is to be buffered before play can begin. In this implementation, when the percentDone parameter of the OnProgress function **304** reaches 100%, the wrapper **300** calls the Fire(EndofBuffering) function **312** to notify the host application that the Flash® movie is sufficiently buffered so that the Flash® can begin playing when commanded. In other implementations, the minimum buffer value is less than 100%.

[0059] In yet other implementations, the minimum buffer value is specified in terms of a minimum unit of time. In such an implementation, the minimum buffer value may be 5 seconds. In such an implementation, the Fire(EndofBuffering) function **312** is called when 5 seconds of the interactive media segment has been buffered.

[0060] A Fire(EndofStreaming) function **313** is available to notify the host application that a media segment has been completely (i.e., 100%) buffered. In the specific case when the minimum buffer value is 100%, the Fire(EndofBuffering) function **312** and the Fire(EndofStreaming) function **313** are called back-to-back. If the minimum buffer value is less than 100%, the Fire(EndofBuffering) function **312** and the Fire(EndofStreaming) function **313** may not be called back-to-back; i.e., one or more events may be fired in between the Fire(EndofBuffering) function **312** and the Fire(EndofStreaming) function **313**. After the media segment has been completely buffered, the host application can preroll a subsequent media segment.

[0061] When the first parameter in a call to the FSCommand function **306** is equal to "WMPASXEvent", the wrapper **300** treats the call as an ASX event from the Flash® movie. The second parameter is interpreted as the name of the ASX event. A Fire(CustomEvents) function **314** is called by the wrapper **300** to notify the host application of the ASX event. If a currently playing ASX file includes an event by the name specified, that host application executes the named event; i.e., presents a media segment referenced by an entry reference (e.g., the entry reference **206**, **FIG. 2**). In addition, a custom event can be fired to a listening application, so that the application can execute a task based on the custom event.

[0062] In one implementation of the wrapper **300**, command and argument string parameters received in a call to the FSCommand function **306** are fired to the host application as script events. By firing the commands and arguments, custom events included in Flash® movies by authors will be supported. Using this mechanism, the custom FSCommand events can be obtained from host application as script, or custom, events. A content author can use the script events to synchronize various aspects of the author's media content. For example, audio in a song clip can be synchronized with presentation of the song's text on the screen by firing an event that indicates where the audio currently is in the song. The wrapper **300** and the host application, need not recognize or interpret custom events. The custom events are defined by the content author.

[0063] Two other functions in the wrapper **300** relate to the manner in which the Flash® movie is hosted in the host application user interface. These are a TransportControls function **316** and a NegotiatePlayerRealEstate function **318**. The TransportControls function **316** passes control identifiers, such as "play", "pause", and "stop", to the host application so that a user can control the presentation of the movie. Using the TransportControls function **316**, selectable icons are presented to the user, such as a "play" button, a "pause" button, and a "stop" button, whereby the use can play, pause or stop playback of the movie. Other control identifiers may be implemented, including "fastforward," and "rewind."

[0064] In an exemplary implementation, the host application displays the transport control buttons. When the user clicks on a button, this information is given to the wrapper **300** so that an action associated with the button can be executed. Using Flash® as an example, when the user clicks on the Play button in host application, a Play function **320** is called on the wrapper **300**. In turn, the wrapper **300** calls a Play function on the Flash Player which is hosted inside host application. The effect for the user is that a media starts playing when the Play button in host application is clicked. The hosted media (e.g., Flash, .wmv, or wav) determines how to respond to an event from a transport control.

[0065] The NegotiatePlayerRealEstate function **318** receives size information from the Flash control and negotiates with the host application to obtain a place in the user interface for presenting the Flash® movie. The size information from the Flash control indicates the minimum size of required for the movie, and may include movie dimensions or aspect ratio. The wrapper **300** calls the NegotiatePlayerRealEstate function **318** to s notify the host application of the size and/or dimensions. In response, the host application allocates a place in the user interface for the Flash movie. The host application gives the wrapper **300** a region on the screen, such as a rectangle or window, in which to present the Flash movie, and the wrapper **300** passes the window to the Flash control.

[0066] As discussed above with respect to the TransportControls function **316**, a play command **320** may be called

by the host application to play the Flash® movie. In response to receiving a play command **320**, the wrapper **300** issues a play command to the Flash control, which begins playing the Flash® movie.

[**0067**] Exemplary Operations

[**0068**] **FIG. 4** is an exemplary interactive media presentation operation **400** having exemplary operations for presenting an interactive media segment referenced in a playlist, even though the interactive media segment is designed to play continuously. The interactive media presentation operation **400** is described in terms of an ASX playlist having a reference to a Flash® movie media segment, and a Flash control that employs the ISWFHelperEvents interface functions as shown and described in **FIG. 3**.

[**0069**] A parsing operation **402** parses the ASX playlist. Assuming the first reference in the ASX file refers to a Flash® movie media segment, the parsing command identifies the media segment as a Flash® movie, for which a Flash control will be needed for presentation.

[**0070**] A selecting operation **406** selects a wrapper corresponding to the type of media segment. The selecting operation **406** can select among a number of different wrappers, depending on the type of media segment referenced in the ASX file. In one implementation, the selection operation **406** maps a three-letter file extension of the media segment filename to a predetermined corresponding wrapper. In this is implementation, a file extension of ".swf" (i.e., Flash movie) will correspond to the interactive media events wrapper that implements the ISWFHelperEvents interface.

[**0071**] In another implementation of the selecting operation **406**, the content of the media segment is "sniffed" to determine the type of content. Sniffing the content involves downloading and examining a portion of the media segment, such as the header, to identify distinctive data that indicates the content type. For example, the first three bytes of some Flash movie media segments are the characters "fws."

[**0072**] A launching operation **408** launches the selected interactive media events wrapper. In one implementation, the launching operation **408** instantiates (i.e., creates) an instance of an interactive media events wrapper that is assigned to the Flash movie. The launching operation **408** may also give the media segment reference to the wrapper. An initializing operation **410** initializes the flash control corresponding to the media segment type. Thus, if the media segment has a ".swf" extension, the initializing operation **410** starts up a flash control, such as ActiveX Flash Control.

[**0073**] In a negotiating operation **412**, the interactive media events wrapper gets the media size from the Flash control. The interactive media events wrapper obtains a region in the user interface from the host application, based on the media size. The wrapper passes the window to the Flash control.

[**0074**] In a calling operation **414**, the host application calls a play function (e.g., Play command **320**, **FIG. 3**) in the interactive media events wrapper. In response to receiving the play command, the wrapper calls a start function in the Flash control. In response to receiving the start function call, the Flash control executes a starting operation **416**, whereby the Flash® movie begins playing. During presentation, the Flash control has access to the window in the user interface and presents the Flash movie in the window. Scenes in the Flash movie are presented sequentially from the first to the last.

[**0075**] After the Flash® movie has completed (i.e., the last scene in the Flash movie has played), the Flash control executes a calling operation **418**, in which the FSCommand function (e.g., the FSCommand function **306**) is called with the parameter WMPEndofPlayback. The interactive media events wrapper executes a translating operation **420** in which the WMPEndofPlayback is translated into an EndofPlayback event, which is recognized by the hosting application.

[**0076**] A firing operation **422** fires the EndofPlayback event to the host application, thereby notifying the host application that the Flash® movie has completed. The host application can then proceed on to media segments in the playlist that are referenced after the Flash® movie media segment. The interactive media presentation operation **400** ends at an ending operation **424**.

[**0077**] **FIG. 5** is an exemplary interactive media presentation operation **500** having exemplary operations for playing the media segments referenced in the exemplary playlist shown in **FIG. 2**. The exemplary operations of **FIG. 5** illustrate how an interactive media segment can be prerolled, even though the interactive media segment is operable to automatically begin playing after the segment is loaded.

[**0078**] A parsing operation **502** parses the ASX playlist **200** (**FIG. 2**). The parsing operation **502** is carried out by the host application to identify the types of media segments to be played. In a loading operation, the first referenced media segment, "video.wmv," (See playlist **200**, **FIG. 2**) begins loading in preparation for playback. A playing operation **506** commands the media segment "video.wmv" to play. A firing operation **508** fires an EndofStreaming event to notify the host application that the media segment "video.wmv" has finished buffering.

[**0079**] A prerolling operation **510** prerolls the next media segment in the playlist **200**, which is a Flash media segment entitled "flash.swf". The prerolling operation **510** may be implemented in a number of different ways. The prerolling operation **510** causes the "flash.swf" to be loaded but postpones the playback of "flash.swf" using one or more mechanisms.

[**0080**] In one implementation of the prerolling operation **510**, the Flash control is put into a "Paused" state before the Flash control is commanded to load the Flash movie. In another implementation of the prerolling operation **510**, after commanding the Flash control to load the media segment, the Flash control is commanded to stop playback.

[**0081**] Yet another implementation of the prerolling operation **510** utilizes "timer ticks" to stop playback. A flash control uses a timer to advance the playback of a Flash movie. If the Flash control does not receive timer ticks from the timer, the Flash control will not advance the Flash movie. Thus, in this particular implementation, after the Flash control is commanded to load "flash.swf," the timer used by the Flash controller is momentarily stopped to keep the Flash control from automatically playing the Flash movie after the movie is buffered.

[**0082**] In yet another implementation, combinations of the foregoing described methods of prerolling are used together.

Because different Flash movies may respond differently to the prerolling implementations, using two or more of the above implementations may be effective in postponing the playback of the Flash movie, when the Flash movie would otherwise automatically begin playing after being loaded.

[0083] A firing operation **512** fires an EndofPlayback event for the "video.wmv" media segment. The host application receives the EndofPlayback event and responsively prepares to play the next media segment referenced in the .ASX playlist **200**.

[0084] In a playing operation **514**, the host application commands the "flash.swf" media segment to play. The mechanism used to trigger the "flash.swf" to begin playing depends upon how playback of the "flash.swf" was postponed earlier in the prerolling operation **510**.

[0085] In one implementation of the playing operation **514**, if "flash.swf" was postponed by putting the Flash control into a "Paused" state, the Flash control is commanded to "Play"; i.e., exit the "Paused" state. In another implementation of the playing operation **514**, if "flash.swf" was postponed by a "Stop" command to the Flash control, the Flash control is commanded to play.

[0086] In another implementation of the playing operation **514**, if the timer was stopped **9**to prevent the Flash control from receiving timer ticks, the timer is restarted. After the timer is restarted, the Flash control receives timer ticks and advances the media segment "flash.swf".

[0087] After a predetermined minimum portion of the "flash.swf" segment has been buffered, a firing operation **516** fires an EndofBuffering event to the host application. As discussed above, the predetermined minimum portion is implementation specific, and may be designated in terms of a percentage of the media segment, a time duration, or otherwise. The EndofBuffering event indicates to the host application that a sufficient extent of the "flash.swf" segment has been prerolled to allow for smooth playback of the segment.

[0088] Another firing operation **517** fires an EndofStreaming event to the host application to notify the host application that the entire "flash.swf" media segment has been buffered. After the entire "flash.swf" media segment has been buffered, the subsequent media segment in the ASX playlist **200** may begin prerolling. **FIG. 5** illustrates a particular scenario in which the EndofBuffering and the EndofStreaming events are fired back-to-back. Such back-to-back firing may not occur in other scenarios in which the minimum portion of the "flash.swf" segment is buffered substantially prior to complete buffering of the segment.

[0089] The host application receives the EndofStreaming event and prepares for presentation of the next media segment referenced in the ASX playlist **200** (**FIG. 2**), "audio.wma." A prerolling operation **518** prerolls the media segment "audio.wma." In the prerolling operation **518**, "audio.wma" loads into memory in preparation for playback.

[0090] A firing operation **520** fires an EndofPlayback event related to "flash.swf" to notify the host application that "flash.swf" has ended playback. In one implementation of the firing operation **520**, the FSCommand function **306** (**FIG. 3**) is called by the Flash control, and the Fire(EndofPlayback) function is called.

[0091] A playing operation **522** commands "audio.wma" to begin playing. A firing operation **524** fires an EndofBuffering event related to "audio.wma" to notify the host application that "audio.wma" has finished prerolling. After prerolling, "audio.wma" begins playing. After the entire segment "audio.wma" has been buffered, a firing operation **525** fires an EndofStreaming event to indicate that the entire segment has completed buffering. When "audio.wma" finishes playing, a firing operation **526** fires an EndofPlayback event to notify the host application that "audio.wma" has finished playing. Because "audio.wma" is the last media segment referenced in the ASX playlist **200**, the host application halts playback. The interactive media presentation operation **500** ends at an ending operation **528**.

[0092] The order of operations illustrated in **FIGS. 4 and 5** are not limited to the exemplary order shown therein. In other implementations, the order of operations may vary depending on a number of factors including, but not limited to, the particular design, network conditions, and the specific types of media content.

[0093] Exemplary Computer and/Computing System

[0094] **FIG. 6** illustrates one operating environment **610** in which the various systems, methods, and data structures described herein may be implemented. The exemplary operating environment **610** of **FIG. 6** includes a general purpose computing device in the form of a computer **620**, including a processing unit **621**, a system memory **622**, and a system bus **623** that operatively couples various system components include the system memory to the processing unit **621**. There may be only one or there may be more than one processing unit **621**, such that the processor of computer **620** comprises a single central-processing unit (CPU), or a plurality of processing units, commonly referred to as a parallel processing environment. The computer **620** may be a conventional computer, a distributed computer, or any other type of computer.

[0095] The system bus **623** may be any of several types of bus structures including a memory bus or memory controller, a peripheral bus, and a local bus using any of a variety of bus architectures. The system memory may also be referred to as simply the memory, and includes read only memory (ROM) **624** and random access memory (RAM) **625**. A basic input/output system (BIOS) **626**, containing the basic routines that help to transfer information between elements within the computer **620**, such as during start-up, is stored in ROM **624**. The computer **620** further includes a hard disk drive **627** for reading from and writing to a hard disk, not shown, a magnetic disk drive **628** for reading from or writing to a removable magnetic disk **629**, and an optical disk drive **630** for reading from or writing to a removable optical disk **631** such as a CD ROM or other optical media.

[0096] The hard disk drive **627**, magnetic disk drive **628**, and optical disk drive **630** are connected to the system bus **623** by a hard disk drive interface **632**, a magnetic disk drive interface **633**, and an optical disk drive interface **634**, respectively. The drives and their associated computer-readable media provide nonvolatile storage of computer-readable instructions, data structures, program modules and other data for the computer **620**. It **8** should be appreciated

by those skilled in the art that any type of computer-readable media which can store data that is accessible by a computer, such as magnetic cassettes, flash memory cards, digital video disks, Bernoulli cartridges, random access memories (RAMs), read only memories (ROMs), and the like, may be used in the exemplary operating environment.

[**0097**] A number of program modules may be stored on the hard disk, magnetic disk **629**, optical disk **631**, ROM **624**, or RAM **625**, including an operating system **635**, one or more application programs **636**, other program modules **637**, and program data **638**. At least one of the application programs **636** is a host application (e.g., the host application **202**) operable to control presentation of media content using a playlist and respond to user and application initiated events.

[**0098**] A user may enter commands and information into the personal computer **620** through input devices such as a keyboard **40** and pointing device **642**. Other input devices (not shown) may include a microphone, joystick, game pad, satellite dish, scanner, or the like. These and other input devices are often connected to the processing unit **621** through a serial port interface **646** that is coupled to the system bus, but may be connected by other interfaces, such as a parallel port, game port, or a universal serial bus (USB). A **2** monitor **647** or other type of display device is also connected to the system bus **623** via an interface, such as a video adapter **648**. In addition to the monitor, computers typically include other peripheral output devices (not shown), such as speakers and printers.

[**0099**] The computer **620** may operate in a networked environment using logical connections to one or more remote computers, such as remote computer **649**. These logical connections may be achieved by a communication device coupled to or a part of the computer **620**, or in other manners. The remote computer **649** may be another computer, a server, a router, a network PC, a client, a peer device or other common network node, and typically includes many or all of the elements described above relative to the computer **620**, although only a memory storage device **650** has been illustrated in **FIG. 6**. The logical connections depicted in **FIG. 6** include a local-area network (LAN) **651** and a wide-area network (WAN) **652**. Such networking environments are commonplace in office networks, enterprise-wide computer networks, intranets and the Internal, which are all types of networks.

[**0100**] When used in a LAN-networking environment, the computer **620** is connected to the local network **651** through a network interface or adapter **653**, which is one type of communications device. When used in a WAN-networking environment, the computer **620** typically includes a modem **654**, a type of communications device, or any other type of communications device for establishing communications over the wide area network **652**. The modem **654**, which may be internal or external, is connected to the system bus **623** via the serial port interface **646**. In a networked environment, program modules depicted relative to the personal computer **620**, or portions thereof, may be stored in the remote memory storage device. It is appreciated that the network connections shown are exemplary and other means of and communications devices for establishing a communications link between the computers may be used.

[**0101**] Although some exemplary methods, devices and exemplary systems have been illustrated in the accompanying Drawings and described in the foregoing Detailed Description, it will be understood that the methods and systems are not limited to the exemplary embodiments disclosed, but are capable of numerous rearrangements, modifications and substitutions without departing from the spirit set forth and defined by the following claims.

We claim:

1. A method comprising:

receiving a playlist referencing a first media segment and a second media segment, the second media segment operable to play automatically without a prompt after being loaded;

presenting the first media segment; and

prerolling the second media segment.

2. A method as recited in claim 1 wherein prerolling the second media segment comprises:

loading at least a predetermined minimum portion of the second media segment before the presenting of the first media segment is complete; and

postponing presenting of the second media segment.

3. A method as recited in claim 2 wherein the postponing playback comprises:

issuing a stop command to a control.

4. A method as recited in claim 2 wherein the postponing playback comprises:

stopping a timer associated with presenting the second media segment.

5. A method as recited in claim 2 further comprising:

receiving an event indicating that the presenting of the first media segment is finished; and

in response to receiving the event, starting presentation of the second media segment.

6. A method as recited in claim 2 further comprising:

receiving a loading complete event indicating that the second media segment has been completely loaded; and

in response to receiving the loading complete event, prerolling a third media segment.

7. A method as recited in claim 1 wherein the second media segment comprises an interactive media segment.

8. A method as recited in claim 1 wherein the second media segment is further operable to issue a custom event.

9. A method as recited in claim 8 wherein the custom event references a third media segment to be played in response to the custom event.

10. A method as recited in claim 5 further comprising receiving an end of playback event from the second media segment.

11. A method comprising:

parsing a playlist having at least one reference to an interactive media segment operable to play continuously;

playing the interactive media segment in an interface of a host application with a control operable to play the interactive media segment; and

receiving a media segment event from the control indicating that the playing of the interactive media segment has finished.

12. A method as recited in claim 11 further comprising:

stopping playback of the interactive media segment; and

playing a subsequent media segment referenced by a subsequent reference in the playlist.

13. A method as recited in claim 11 wherein the playlist comprises an ASX file.

14. A method as recited in claim 11 further comprising:

issuing to the host application a host-recognized event corresponding to the media segment event.

15. A method as recited in claim 14 wherein the media segment event comprises an EndOfPlayback event and the host-recognized event comprises a WMPEndOfPlayback event.

16. A method as recited in claim 11 wherein the media segment event comprises a custom event.

17. A method as recited in claim 11 further comprising:

playing a first media segment prior to the interactive media segment; and

buffering the interactive media segment in memory prior to completion of the first media segment.

18. A method as recited in claim 17 further comprising:

receiving a buffer progress indication from the control, the buffer progress indication indicating that a predetermined minimum portion of the interactive media segment has been buffered;

issuing an EndOfBuffering event to the host application.

19. A method as recited in claim 18 wherein the predetermined minimum portion is 100% of the interactive media segment.

20. A method as recited in claim 18 wherein the predetermined minimum portion is less than 100% of the interactive media segment.

21. A method as recited in claim 18 further comprising:

receiving a buffer complete indicator from the control indicating that 100% of the interactive media segment has been buffered;

issuing an EndOfStreaming event to the host application.

22. A computer-readable medium comprising computer-executable instructions to perform a method comprising:

instantiating an events wrapper associated with a Flash® media segment;

initializing a control operable to playback the Flash® media segment;

hosting the control in a portion of a user interface; and

receiving notification from the control when the Flash® media segment has completed playback.

23. A computer-readable medium as recited in claim 22 wherein the method further comprises:

buffering the Flash® media segment prior to completion of playback of a previous media segment;

receiving an end of buffering event from the control when the Flash® media segment has finished buffering; and

playing the Flash® media segment when the previous media segment completes playback.

24. A computer-readable medium of claim 22 wherein the method further comprises:

playing a later media segment after receiving the notification that the Flash (E media segment has completed playback.

25. A system comprising:

a media control operable to begin playing a media segment automatically after

buffering the media segment; and

a host application operable to receive a reference to the media segment, initialize the media control with the media segment, and cause the media control to postpone playing of the media segment after the media segment is buffered.

26. A system as recited in claim 25 further comprising:

an events wrapper operable to receive an end of buffering notification from the media control and issue a corresponding end of buffering notification to the host application.

27. A system as recited in claim 25 further comprising a playlist having one or more references to media segments to be played in sequential order.

28. A system as recited in claim 27 wherein at least one of the referenced media segments comprises mixed media.

29. A system as recited in claim 27 wherein the playlist comprises an event name associated with an event media segment to be played when a referenced media segment issues an event having the event name.

30. A system as recited in claim 25 wherein the playing of the media segment is postponed at least in part by stopping a timer that sends timer ticks to the media control for advancing playing of the media segment.

* * * * *