all about COOKIES

Complete Guide to Cookies and Where They're Stored

Web browsers use computer cookies to save information about your habits. So, where are cookies stored? We cover all you need to know about finding your cookies in this article.

Patti Croft, Author **Kate Quinlan**, Author **Catherine McNally**, Editor

Last updated Feb 19, 2025

ONLINE PRIVACY / COOKIES

We receive compensation from the products and services mentioned in this story, but the opinions are the author's own. Compensation may impact where offers appear. We have not included all available products or offers. Learn more about how we make money and our editorial policies.

Imagine having to log in each time you opened your email or rebuilding your shopping cart every time you visit Amazon. Sounds inconvenient and frustrating, right? This is where computer cookies come in. Cookies get created when you visit a website. These text files identify you and help streamline your online experience.

Once created, cookies are stored in a file on your hard drive or browser, depending on your operating system and the browser you use. Some cybersecurity tools, such as VPNs and ad blockers, can help block or hide your identifying information from online cookies.

Keep reading to learn what you should know about where to find and manage your cookies.

> **Delete your cookies, here's how:**
>
> You can easily clear browsing data and browser cookies with a few quick steps. To delete Google Chrome cookies, you can clear your browsing data. When you delete Firefox cookies, head to the Preferences tab to clear the history.

In this article

RavenWhite EX2012
Home Depot v. RavenWhite
IPR2024-01316

What’s the format of cookies?

Cookies are text files stored on your computer. These are small pieces of site data, including your browsing history, website permissions and settings, and other data, such as information you’ve entered into a website.

Cookies can’t infect your device with malware on their own, but criminals can hijack cookies and get access to your browsing data. Cookies can be visible to hackers while in transit and could become a serious privacy and security concern if sent in plain text. A hacker could then observe the cookie file and grab the website data inside.

This could include stealing your session ID and tracking it wherever you’ve been on the internet. While doing so, the hacker can pretend to be you, essentially stealing your identity. This process is cookie theft. Due to this and third-party cookie privacy issues, it’s important to understand how cookies are used and why you should clear them regularly.

Do VPNs block cookies?

VPNs don’t block or remove cookies from your web browser, but since VPNs hide your IP address, they can prevent cookies from gaining accurate information about your location. VPNs have additional benefits, such as encrypting your information when you use public Wi-Fi networks. Ad blockers, on the other hand, *can* prevent third-party cookies from being stored on your device. An effective cybersecurity duo is a VPN with safe browsing features like an ad blocker. For example, NordVPN includes Threat Protection, Surfshark includes CleanWeb, and CyberGhost includes Content Blocker. All are designed to enhance the security of your online activities.

	NordVPN®	Surfshark®	CyberGhost
Starting price	Starts at $3.39/mo (billed every two years)	Starts at $2.19/mo (billed every two years)	Starts at $2.19/mo (billed every two years)
Number of devices	10	Unlimited	7

Server count	7,837 servers in 118 countries	3,200+ servers in 100 countries	Unlisted in 100 countries
Streaming support	✓	✓	✓
Torrenting support	✓	✓	✓
Learn more	See NordVPN Pricing	See Surfshark Pricing	See CyberGhost Pricing

Where are cookies stored in Windows 11?

Google Chrome and Microsoft Edge offer quick access to your cookie and site data, meaning you have more visibility into which websites have your saved data via cookies and how many cookies are stored.

How to view cookie and site data in Google Chrome

On your desktop, you can access your settings in Google Chrome by going to the drop-down menu under the vertical dots in the screen's upper-right corner. Then follow these steps:

1. Navigate to **Settings**.

2. Click the **Privacy and security** tab.

3. Tap **Third-party cookies**.

4. Scroll down to **See all site data and permissions**.

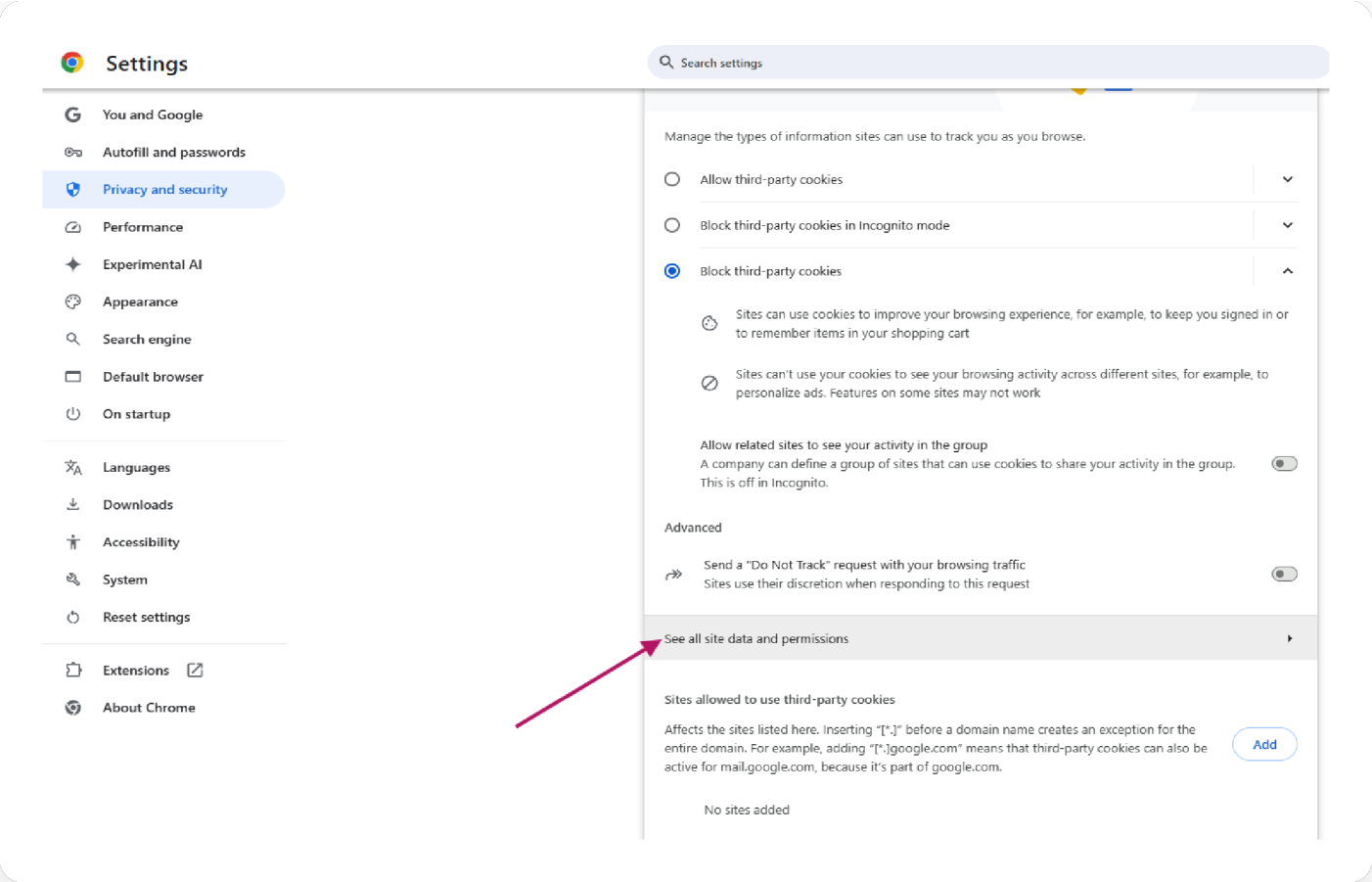

How to view cookie and site data in Microsoft Edge

On your desktop, you can access your settings in Microsoft Edge by going to the drop-down menu under the vertical dots in the screen's upper-right corner. Then follow these steps:

1. Navigate to **Settings**.

2. Click the **Cookies and site permissions** tab.

3. Select **Manage and delete cookies and site data**.

4. Select **See all cookies and site data**.

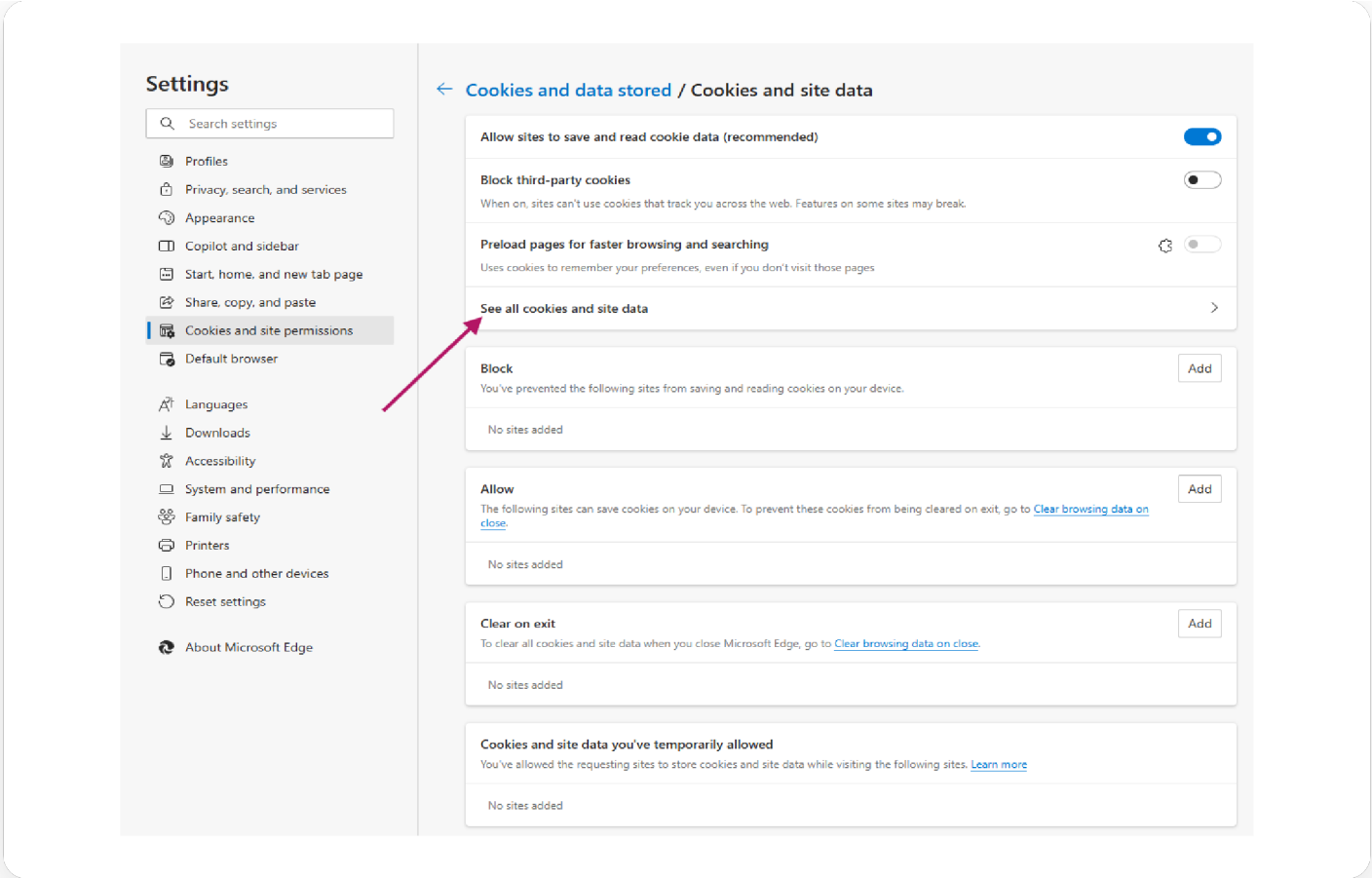

Where are cookies stored in Windows 10?

The cookies files stored in Windows 10 get hidden by default. They are marked as protected system items, so you won't find them without enabling the viewing of hidden files and folders.

How to view hidden files and folders in Windows 10

If you want to find cookies in Windows 10, keep in mind that these are hidden by default. You can update your privacy settings to view protected and hidden files and folders by opening **File Explorer**, clicking the **View** tab, and checkmarking the **Hidden items** option.

Alternatively, you can reveal hidden files and folders on Windows 10 by opening **File Explorer**, clicking the **View** tab, and following these steps:

1. Click **Options** and a Folder Options menu should appear.

2. In the Folder Options window, toggle **Show hidden files, folders, and drives** on, then click **Apply**.

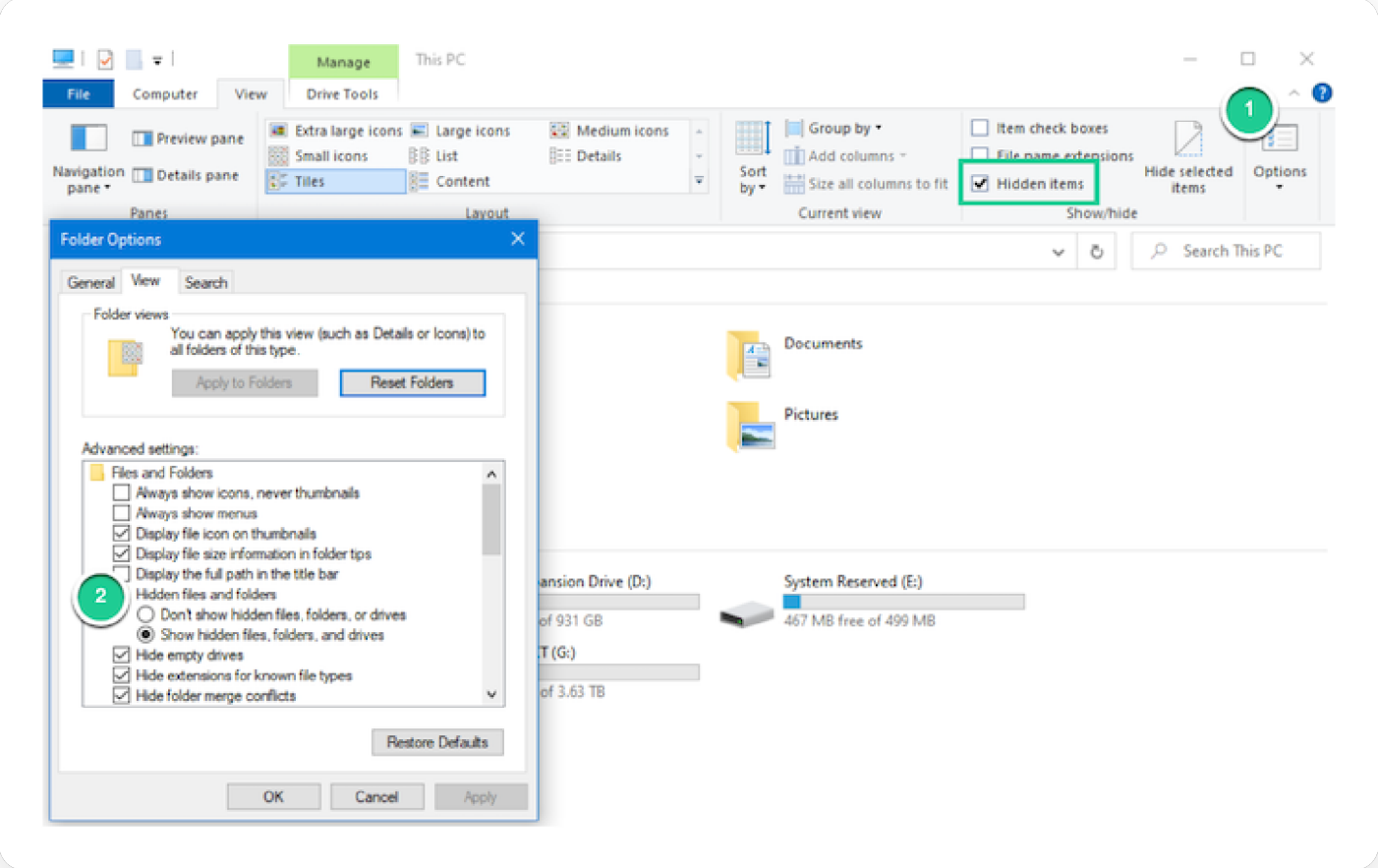

Where is the Microsoft Windows cookies folder?

In general, to get to the Microsoft cookies folder in Windows 10 or 11, you can open the Run box, type **shell:cookies**, and press **Enter**. They're located in the INetCookies folder in the C: drive. Your cookies are located in the same folder if you use Windows 8 or Windows 8.1.

For Windows 7, there's a Cookies folder under the C: drive path here: **C:\Users\username\AppData\Roaming\Microsoft\Windows\Cookies**

Locating and clearing cookies may also depend on the browser you use. For example, you can see the folder where Windows stores cookies, but you might not be able to manage them without accessing your browser settings.

On Windows, older versions of Chromium-based browsers, like Google Chrome, Microsoft Edge, and Opera, may store cookie files in the Default folder. Newer versions, like ours, store cookie files in the Network folder.

Where is the Google Chrome cookies folder stored in Windows 10?

1. Open **File Explorer** and go to **C:\Users\Your_User_Name\AppData\Local\Google\Chrome\User Data\Default\Network**.

2. Replace **Your_User_Name** with the name of your Windows 10 account.

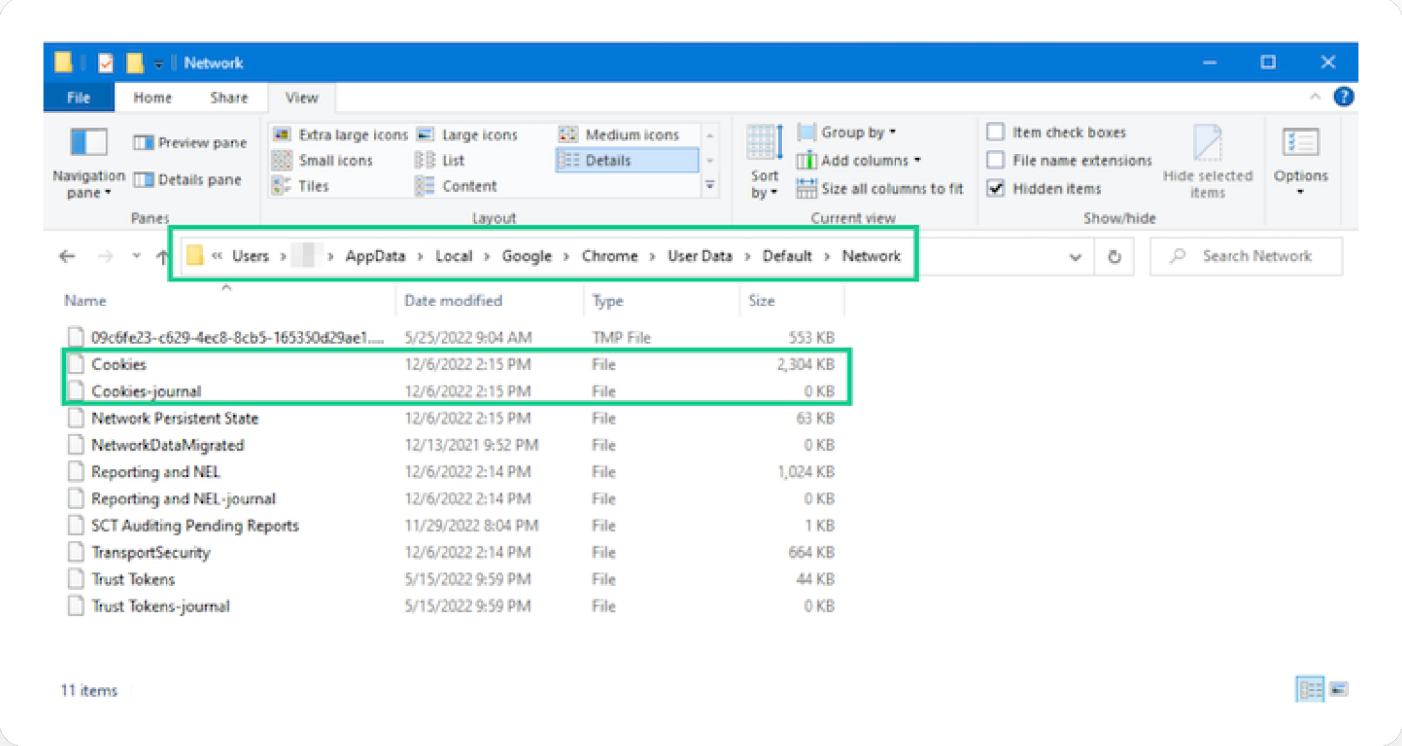

Since the information isn't readable, you can still manage cookies in Google Chrome in the browser.

Where are Mozilla Firefox cookies stored in Windows 10?

1. Go to the File Explorer's address bar.

2. Enter the path information: **C:\Users\Your_User_Name\AppData\Roaming\Mozilla\Firefox\Profiles**. Replace **Your_User_Name** with your Windows 10 user account name.

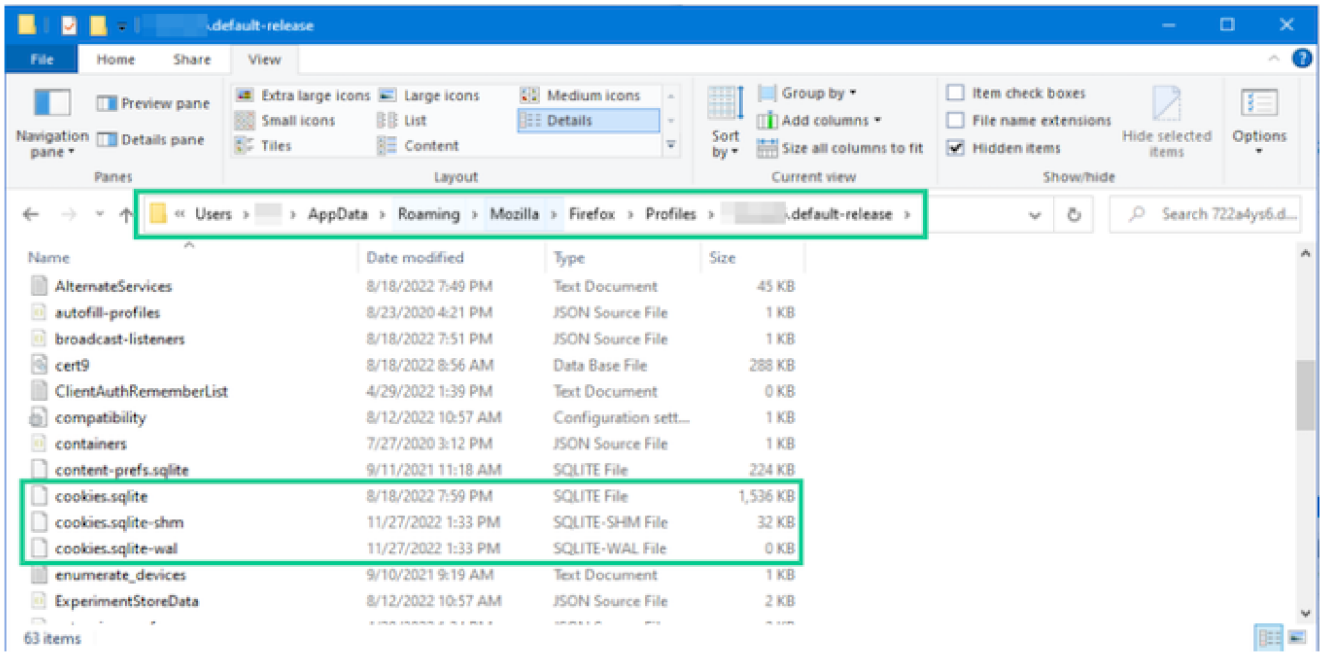

3. Open the **Profiles** folder and look for a folder with the word **default** or **default-release** in its name. For example, your profile folder might be titled **######.default-release**, where **######** is a string of letters and numbers.

4. That will take you to your profile folder. In the folder, you'll find the file cookies.sqlite.

Where are Microsoft Edge cookies stored in Windows 10?

1. Go to the File Explorer's address bar.

2. Enter the path information: **C:\Users\Your_User_Name\AppData\Local\Microsoft\Edge\User Data\Default\Network**.

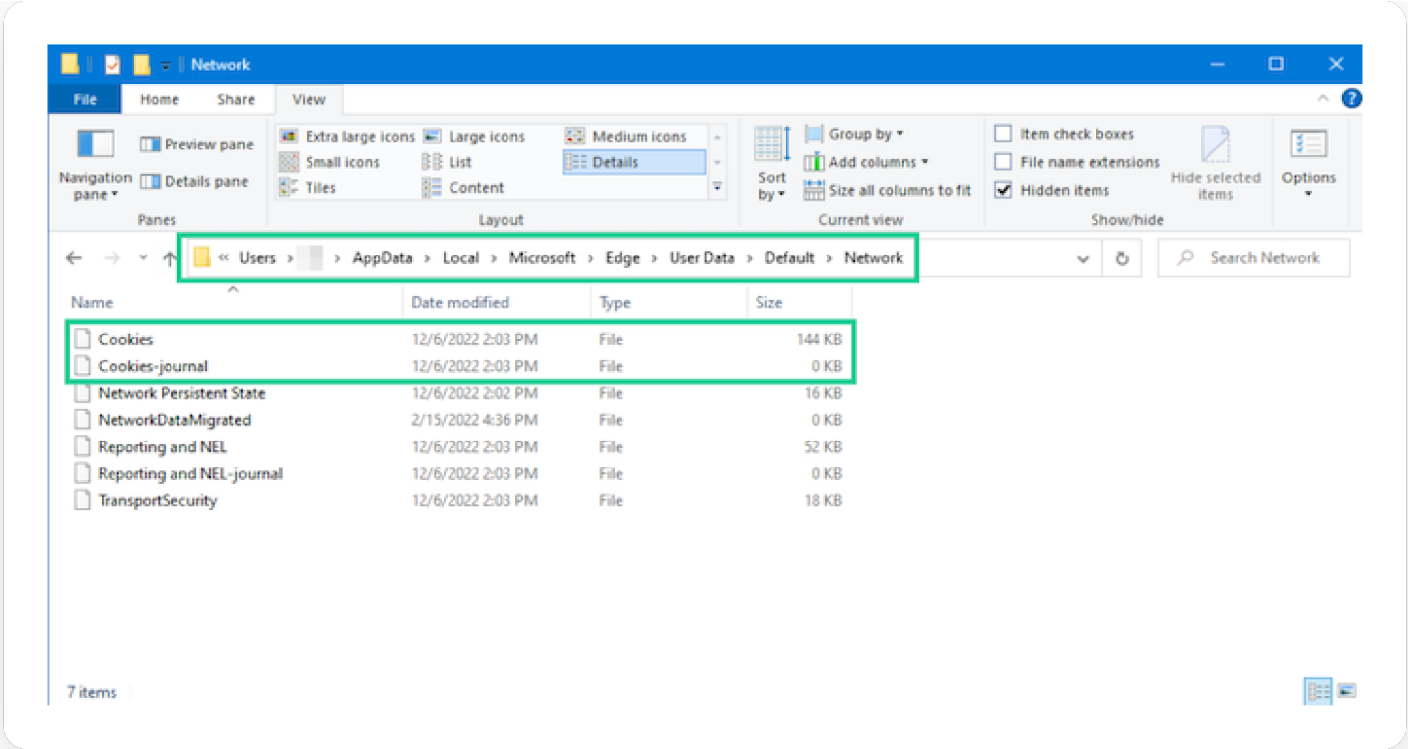

3. Replace **Your_User_Name** with your Windows 10 user account name.

4. That will take you to your profile folder. In the folder, you'll find your cookie file.

Where is the Opera cookie folder stored in Windows 10?

1. Go to the File Explorer's address bar.

2. Enter this path information: **C:\Users\Your_User_Name\AppData\Roaming\Opera Software\Opera Stable\Network**.

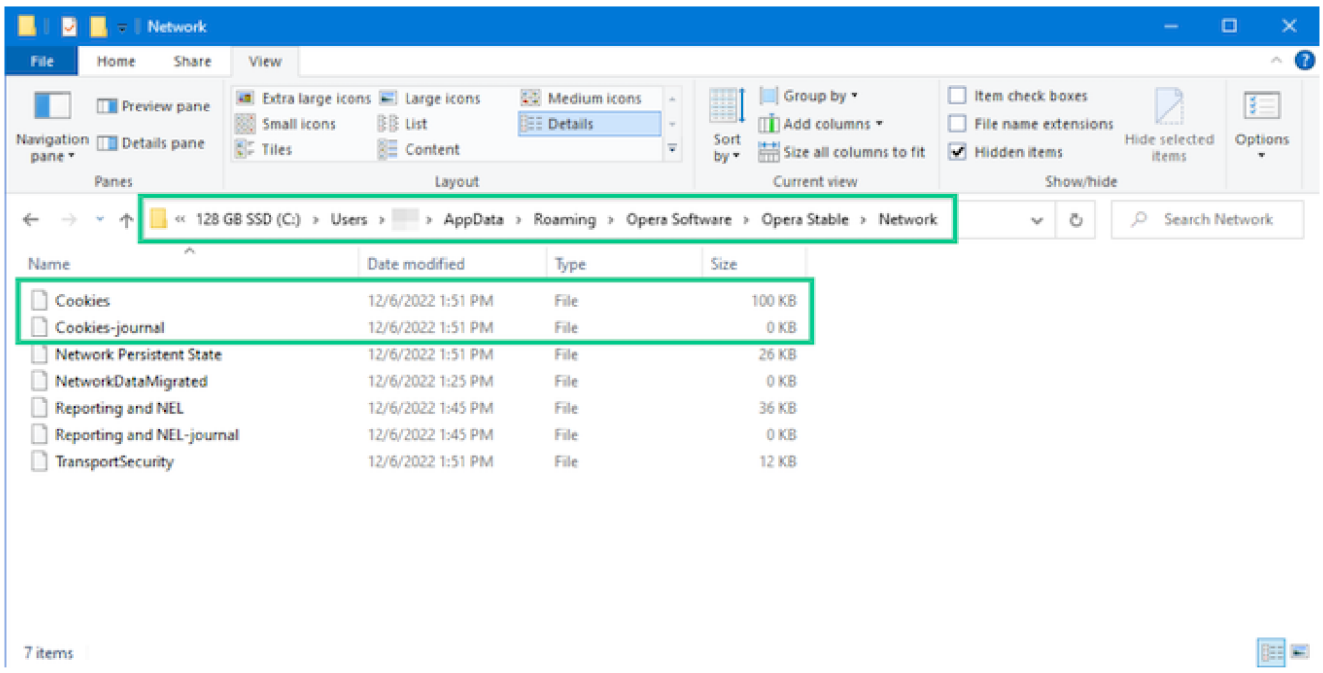

3. Replace **Your_User_Name** with your Windows 10 user account name.

Where are cookies stored in macOS?

When you use a Mac computer, you have a user profile folder where your cookies get stored. You can find this folder and get to each browser's specific cookies folder by opening the Library folder.

To do this, open **Finder**, select **Go** from the top menu, and choose **Go to Folder**. Once there, type in **~/Library/** and choose the first option that pops up. (It should be **Users > [Your Profile Name] > Library**.)

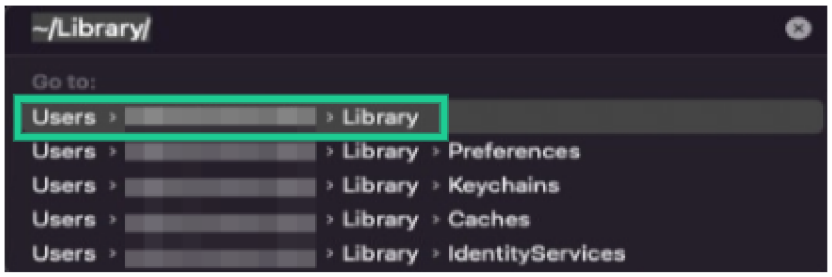

To view your saved cookies, you can navigate to each browser's folder in the Library with our steps below. To delete your cookies, you'll need to clear them using your browser's settings.

(You might even choose to browse anonymously to avoid saving cookies altogether.)

How to view hidden files and folders in macOS

Sometimes Apple hides files that you may not need access to all the time, like your cookies folder. The fastest way to find hidden files in macOS is to open Finder and press **Command + Shift + .** (period), then press the same combination to get out of it.

Remember, there are folders you might not want to access for your Mac's safety. If you can't see it, you can't break it.

Where are Google Chrome cookies stored in macOS?

To view your Google Chrome cookies on your Mac, open up your **Library** folder and follow these steps:

1. Click the **Application Support** folder, then choose the **Google** folder.

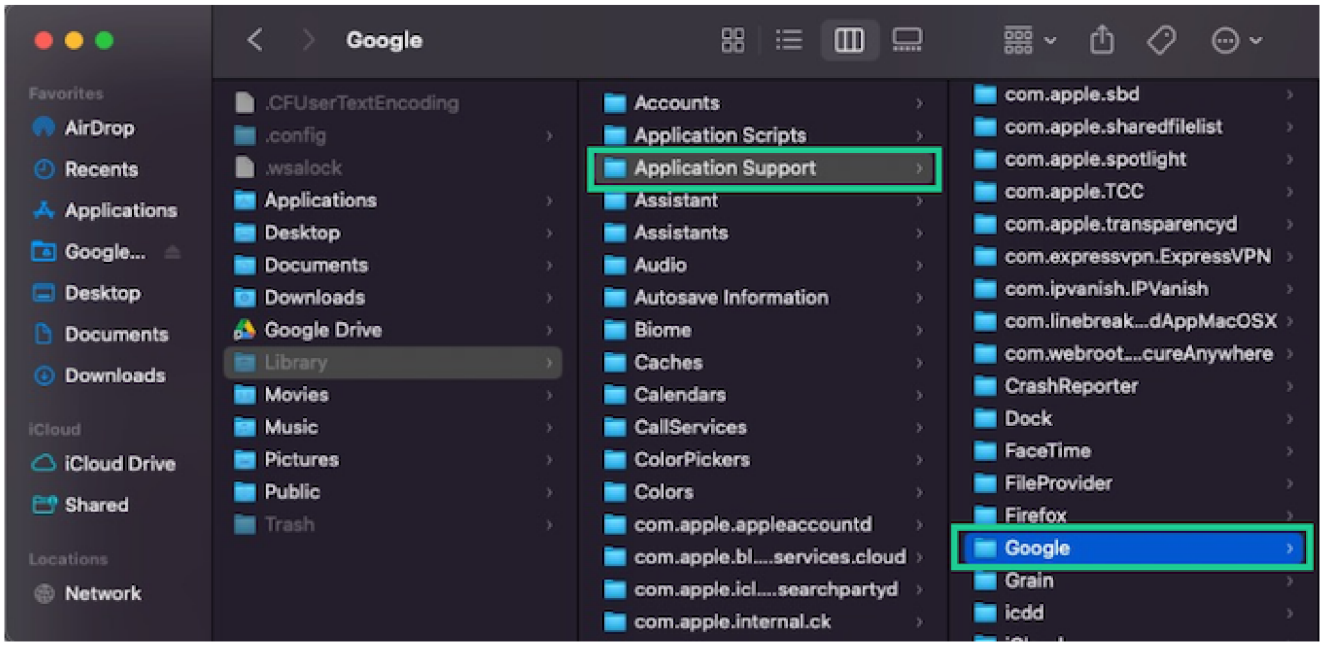

2. Select the **Chrome** folder. If you use Chrome profiles, you'll want to choose the profile you use, such as Profile 2.

3. You'll see a Cookies text file that holds all of your saved Google Chrome cookies.

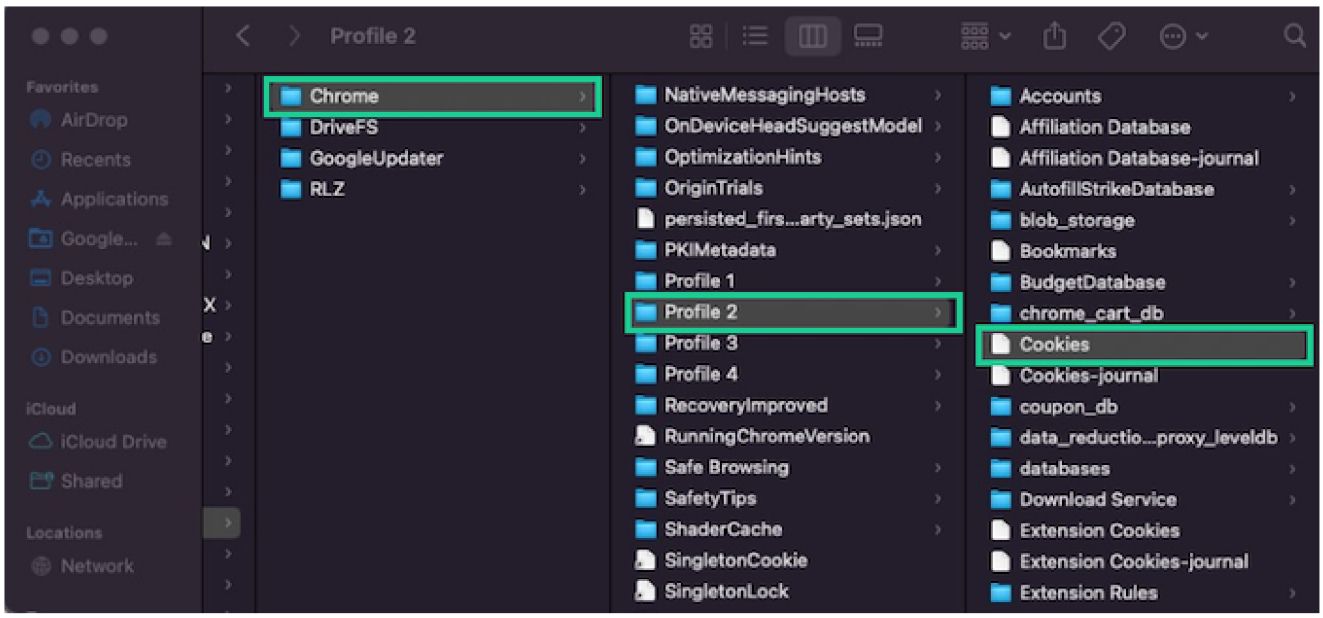

Where is the Mozilla Firefox cookies folder stored on macOS?

You can find your Mozilla Firefox cookies on your Mac with these steps:

1. In your **Library**, open the **Application Support** folder and select the **Firefox** folder.

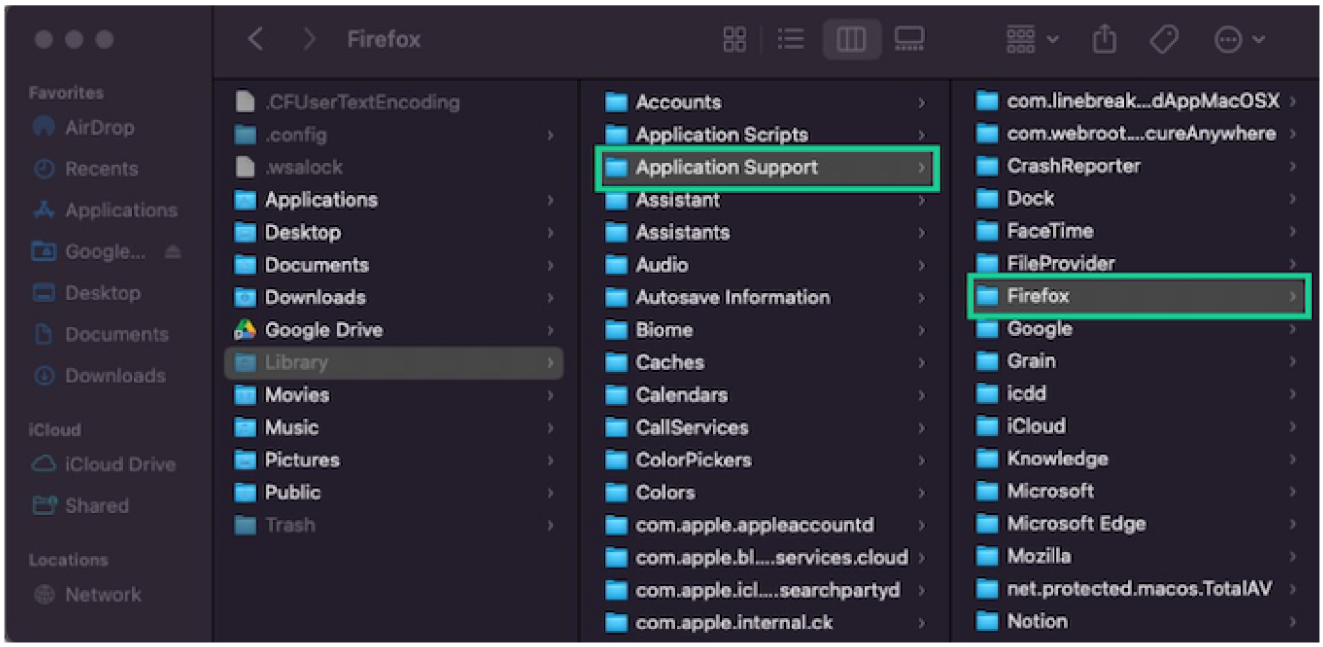

2. Open the **Profiles** folder and look for a folder with the word **default** in its name. For example, your profile folder might be titled **######.default**, where **######** is a string of letters and numbers. Open this folder and you should find your Firefox **cookies.sqlite** text file inside.

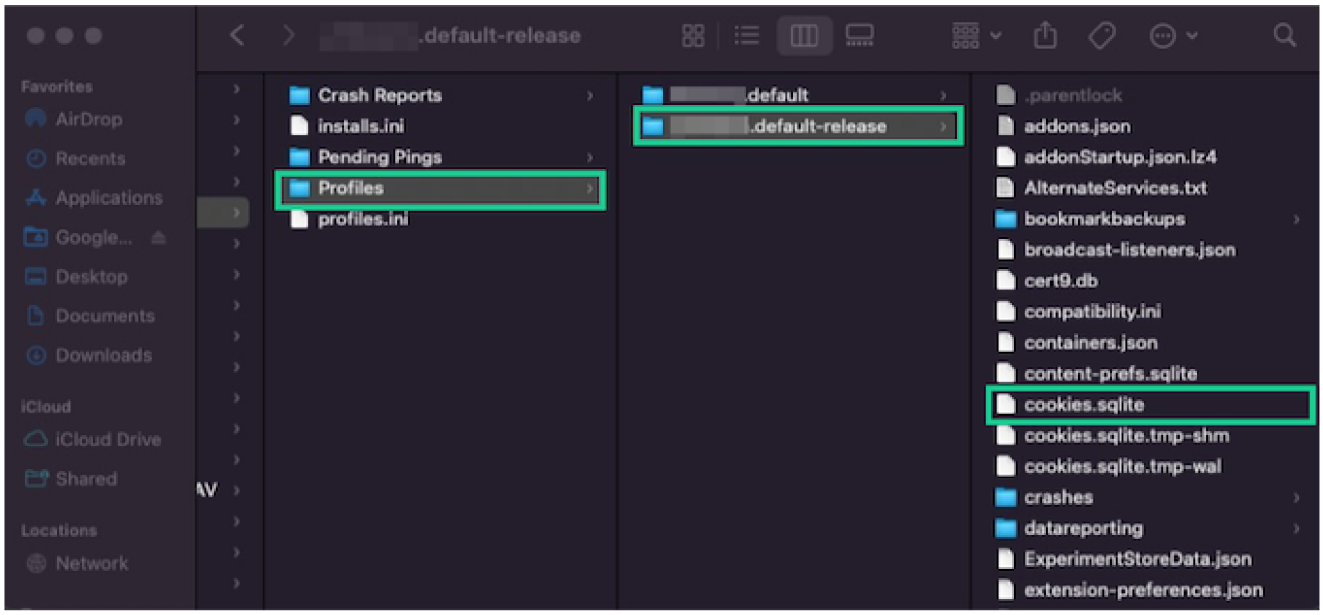

Our Firefox cookies file was in a **######.default-release** folder. If you can't find the cookies.sqlite file in the first folder you open, try looking for a folder with **default-release** in the name.

Where are Microsoft Edge cookies stored in macOS?

Looking for Microsoft Edge cookies on your Mac? You can find them here:

1. In your **Library** folder, open the **Application Support** folder and choose the **Microsoft Edge** folder.

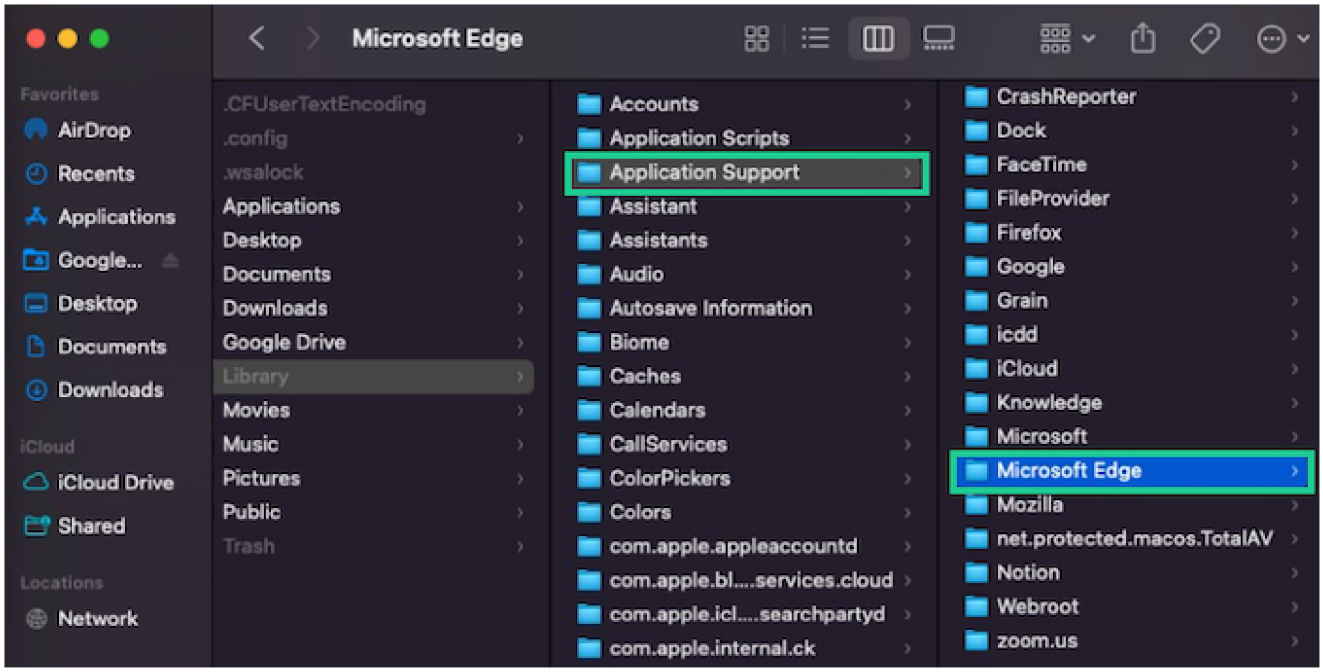

2. Look for the **Default** folder, then open it to find your Cookies text file.

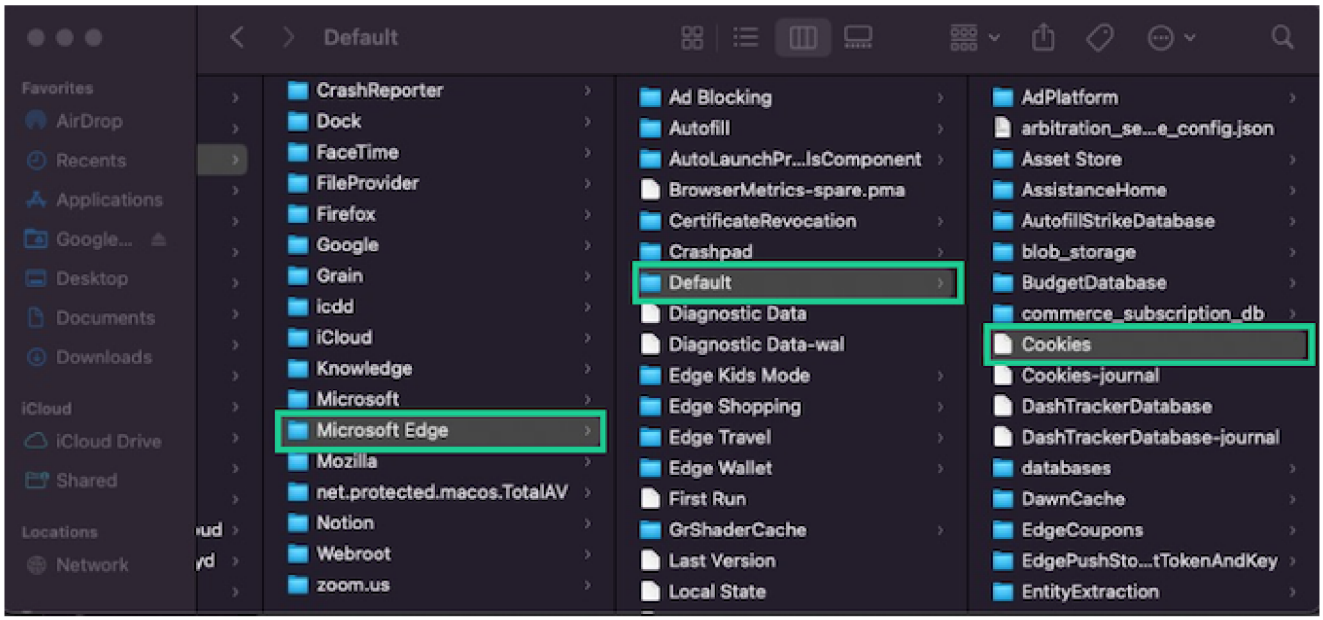

Where is the Opera cookies folder stored on a Mac?

1. Navigate to your **Library** and choose the **Application Support** folder.

2. You'll find your Opera cookies stored in the **~/Library/Application Support/com.operasoftware.Opera** folder.

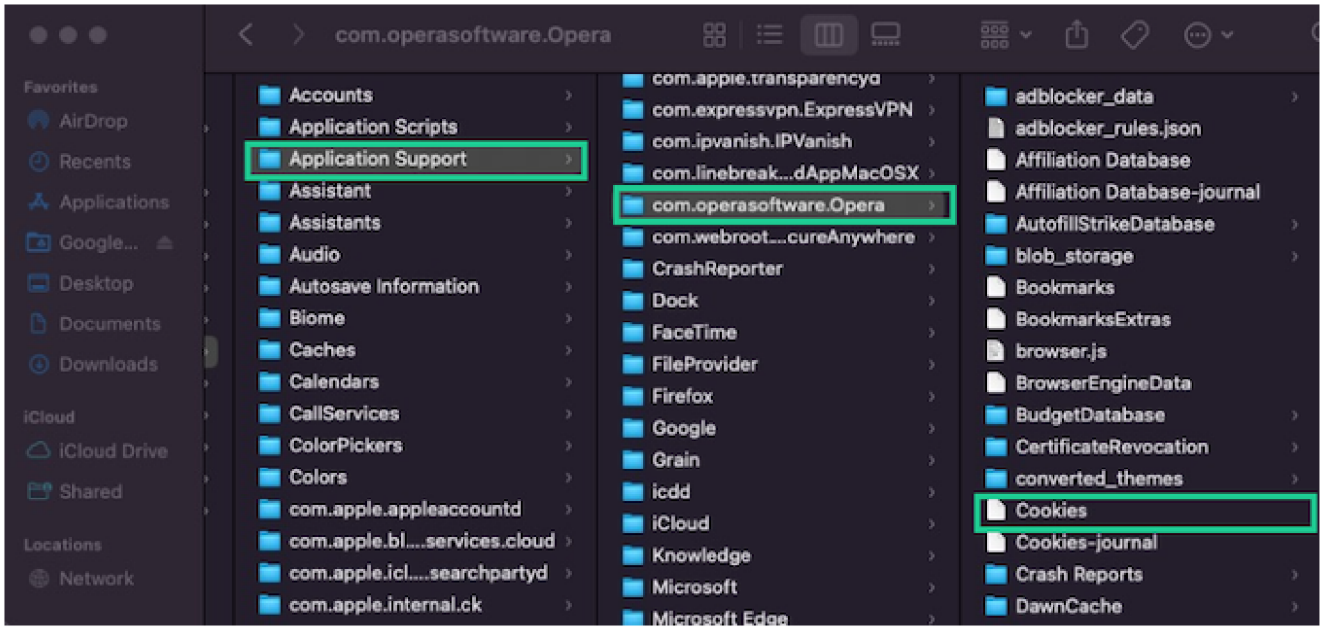

FAQs

Are cookies stored on your hard drive?

Cookies are stored on your hard drive or browser files. These are responsible for remembering credentials for logging into different websites.

How long do cookies stay on your computer?

Some cookies are temporary and get deleted once you close your browser. Other cookies can be stored for 30 days and even over a year at times.

How often should you clear cookies?

You should clear cookies on your devices at least once a month to keep your device clean and performing well. If you use a shared computer, it's wise to clear cookies whenever you log off.

Bottom line

Cookies can play a role in helping you have a better internet experience. No one wants to remember what was in their shopping cart when they logged off or have to enter their passwords every time they check their email.

Still, it's crucial that you manage cookies regularly for privacy reasons and to keep your device clean. Cookies hold some security concerns regarding tracking and malware always being an issue. You can also learn more about updating your privacy settings to have a safer online experience and maintain security while using the internet.

#1 Rated VPN for Privacy and Security

NordVPN®

5.0

Editorial Rating

Learn More

On NordVPN's website

2025 Editor's Choice
Best Overall VPN

VPN
NordVPN

Save up to 76% off

- #1 rated VPN with over 7,000 ultra-secure, high-speed servers in 118 countries
- Reliably unblock popular streaming services like Netflix with a single click
- All-in-one security product with antivirus, ad blocker, password manager, and more

Author Details

Patti Croft
About the Author

Patti Croft is a seasoned writer specializing in technology, with over three years of experience. With a B.S. in Computer Science and a background as a technical analyst and security specialist, she covers a range of topics like data security and parental control software.

Kate Quinlan

Kate is an Editor at All About Cookies. She has 8+ years of digital publishing experience as a content manager, developmental editor, and curriculum writer. She leverages specializations in EdTech and educational publishing to create impactful, well-researched content that aids learners of all ages.

Related Articles

Aura vs. LifeLock 2025: Robust Features vs. Maximum Insurance Premiums

Aura offers robust features that span all of its plans, while Norton offers more identity theft insurance than any other service.

Best Ad Blockers That Still Work in Chrome June 2025

I tested the most popular ad blocker extensions on Google Chrome. Here's which ones came out on top. Plus, learn more about Google's Manifest V3 update and how it affects using an ad blocker.

Cookies Study: 40% of Americans Blindly Accept Internet Cookies, But Most Don't Know What They Do

How To Stop Facebook From Tracking You [2025 Guide]

Do I Need a Cookie Policy on My Website? [Guide on Cookie Compliance for Website Owners]

How To Write a Website Cookie Policy

What Is P3P (Privacy Preferences Platform)?

How Do Cookies Provide Personalized Content?

Copyright © 2025 **All About Cookies**
111 E. Atlantic Ave., Suite 200
Delray Beach, FL 33444

All About Cookies is an informational website that provides tips, advice, and recommendations to help you with Online Privacy, Identity Theft Prevention, Antivirus Protection, and Digital Security. We strive to provide up-to-date information, but make no warranties regarding the accuracy of our information. Ultimately, you are responsible for your digital security. All About Cookies is not a digital security product and does not provide any digital security products.

About Us
Press
Ratings Methodology
Privacy Policy
Do Not Sell or Share My Personal Information
Terms of Use

DMCA