US008756622B2

(12) **United States Patent**
Steuer et al.

(10) **Patent No.: US 8,756,622 B2**
(45) **Date of Patent: Jun. 17, 2014**

(54) **MEDIA USAGE MONITORING AND MEASUREMENT SYSTEM AND METHOD**

(75) Inventors: **Jonathan S. Steuer**, New York, NY (US); **Christopher Otto**, Fremont, CA (US)

(73) Assignee: **Anonymous Media Research, LLC**, New York, NY (US)

(*) Notice: Subject to any disclaimer, the term of this patent is extended or adjusted under 35 U.S.C. 154(b) by 624 days.

(21) Appl. No.: **12/283,332**

(22) Filed: **Sep. 11, 2008**

(65) **Prior Publication Data**

US 2009/0076812 A1 Mar. 19, 2009

Related U.S. Application Data

(62) Division of application No. 11/139,330, filed on May 26, 2005, now abandoned.

(60) Provisional application No. 60/574,836, filed on May 27, 2004.

(51) **Int. Cl.**
H04H 60/32 (2008.01)

(52) **U.S. Cl.**
USPC **725/18**; 725/12; 700/94

(58) **Field of Classification Search**
None
See application file for complete search history.

(56) **References Cited**

U.S. PATENT DOCUMENTS

3,919,479	A	11/1975	Moon et al.
4,677,466	A	6/1987	Lert et al.
4,697,209	A	9/1987	Kiewit et al.
5,095,382	A	3/1992	Abe
5,404,161	A	4/1995	Douglass et al.
5,436,653	A	7/1995	Ellis et al.
5,437,050	A	7/1995	Lamb et al.
5,512,933	A	4/1996	Wheatley et al.

(Continued)

FOREIGN PATENT DOCUMENTS

WO	WO 02/27600	A2	4/2002
WO	WO 03/091990	A1	11/2003

(Continued)

OTHER PUBLICATIONS

Arbitron, "The Portable People Meter System," www.arbitron.com/protable_people_meters/ppm_system.htm, downloaded on Apr. 25, 2005.

(Continued)

Primary Examiner — Chenea Smith
(74) *Attorney, Agent, or Firm* — Mauriel Kapouytian Woods LLP; Michael Mauriel

(57) **ABSTRACT**

Media monitoring and measurement systems and methods are disclosed. Some embodiments of the present invention provide a media measurement system and method that utilizes audience data to enhance content identifications. Some embodiments analyze media player log data to enhance content identification. Other embodiments of the present invention analyze sample sequence data to enhance content identifications. Other embodiments analyze sequence data to enhance content identification and/or to establish channel identification. Yet other embodiments provide a system and method in which sample construction and selection parameters are adjusted based upon identification results. Yet other embodiments provide a method in which play-altering activity of an audience member is deduced from content offset values of identifications corresponding to captured samples. Yet other embodiments provide a monitoring and measurement system in which a media monitoring device is adapted to receive a wireless or non-wireless audio signal from a media player, the audio signal also being received wirelessly by headphones of a user of the monitoring device.

13 Claims, 7 Drawing Sheets

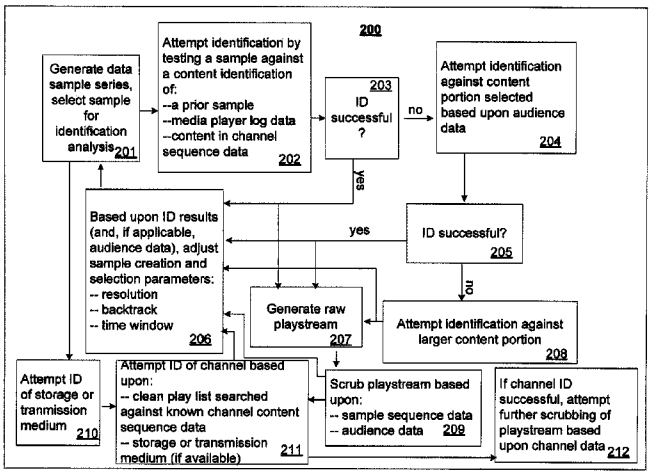

SAMSUNG EXHIBIT 1006

(56) **References Cited**

U.S. PATENT DOCUMENTS

5,594,934	A	1/1997	Lu et al.	
5,758,257	A	5/1998	Herz et al.	
5,844,938	A	12/1998	Hupp et al.	
5,945,988	A	8/1999	Williams et al.	
6,513,161	B2	1/2003	Wheeler et al.	
6,990,453	B2	1/2006	Wang	
7,038,619	B2	5/2006	Percy et al.	
7,444,353	B1	10/2008	Chen et al.	
7,483,975	B2	1/2009	Kolessar et al.	
7,634,787	B1	12/2009	Gebhardt et al.	
8,131,389	B1 *	3/2012	Hardwick et al.	700/94
2002/0010919	A1	1/2002	Lu et al.	
2002/0038456	A1 *	3/2002	Hansen et al.	725/46
2002/0059577	A1	5/2002	Lu et al.	
2002/0072982	A1	6/2002	Barton et al.	
2002/0083060	A1 *	6/2002	Wang et al.	707/10
2002/0161741	A1	10/2002	Wang et al.	
2003/0009469	A1	1/2003	Platt et al.	
2003/0135623	A1	7/2003	Schrempp et al.	
2003/0177488	A1	9/2003	Smith et al.	
2004/0001161	A1	1/2004	Herley	
2004/0034441	A1	2/2004	Eaton et al.	
2004/0055445	A1 *	3/2004	Iyoku et al.	84/609
2004/0122679	A1	6/2004	Neuhauser et al.	
2004/0224638	A1	11/2004	Fadell et al.	
2005/0086682	A1	4/2005	Burges et al.	
2006/0059277	A1	3/2006	Zito et al.	
2007/0143777	A1 *	6/2007	Wang	725/18
2008/0154401	A1	6/2008	Wang	

FOREIGN PATENT DOCUMENTS

WO	WO 2004/040475	A2	5/2004
WO	WO 2005006768	A1	1/2005
WO	WO 2005036877	A1	4/2005

OTHER PUBLICATIONS

Hedges, M. "New measurement devices raise new questions. Will we ever know who's listening?" www.followthemedia.com/number/devices01082004.htm, Aug. 1, 2004.

Gertner, J. "Watching What You Watch," New York Times Magazine, Apr. 10, 2005.

GFK AG, "Gfk unveils its multi-talented new MediaWatch," press release; Jun. 14, 2004.

Nielsen Media Research, "Active/Passive Metering begins Jul. 2004," Aug. 6, 2003.

Nielsen Media Research, "Summary Report of the Active/Passive (A/P) Meter Regional Test," Nov. 11, 2002.

Philips Research, "Audio Fingerprinting for automatic music recognition," brochure, www.content.identification.philips.com, downloaded Mar. 9, 2005.

Pinto, A. "Mediawatch meters a complex mix of media, passively," www.Indiantelevision.com/headlines/y2k5/feb/feb177.htm, Feb. 19, 2005.

European Search Report for App. 05755114.5, dated Oct. 8, 2013, 3 pp.

* cited by examiner

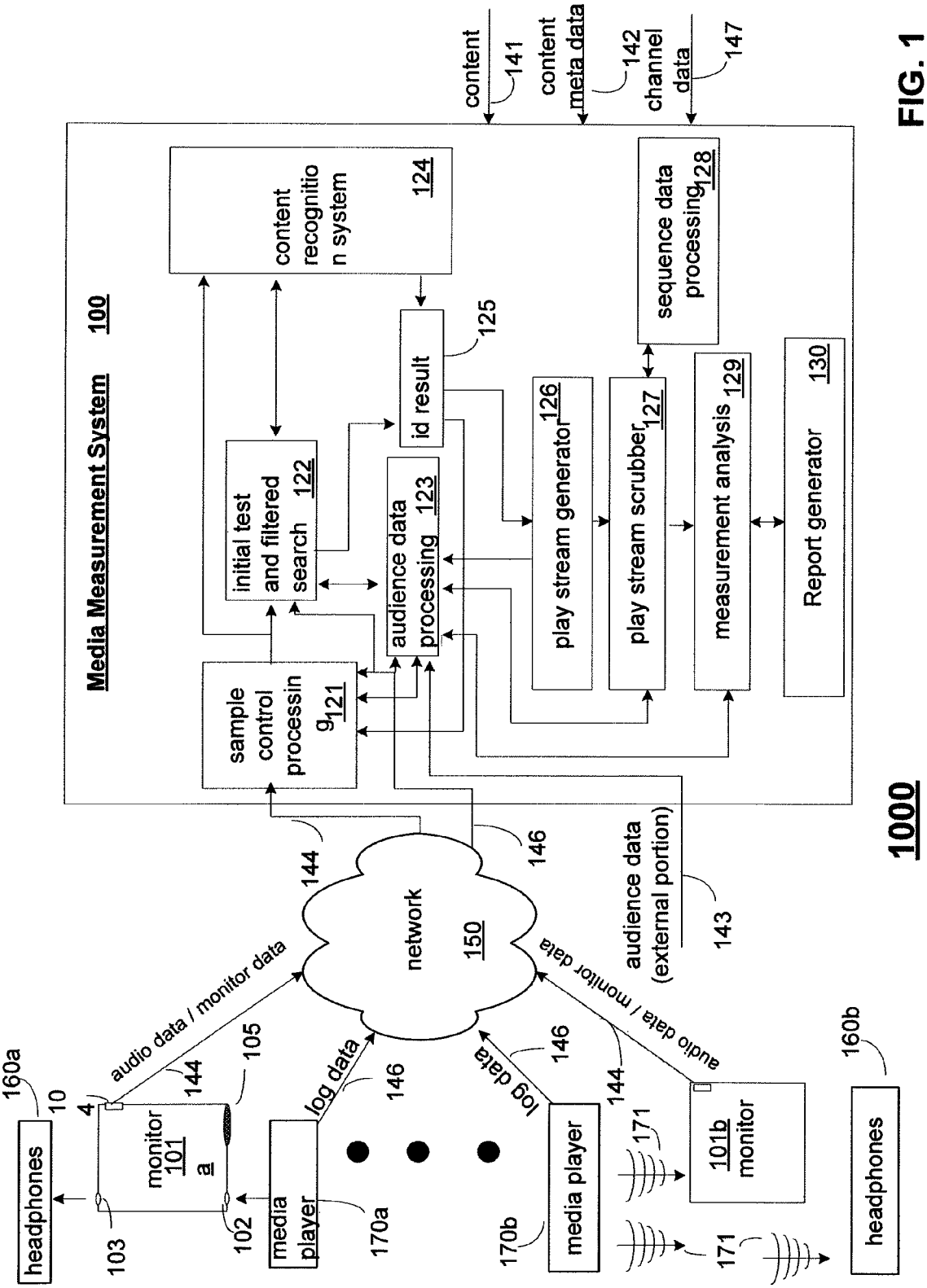
Media Measurement System 100
content recognition system 124
sequence data processing 128
id result 125
initial test and filtered search 122
audience data processing 123
play stream generator 126
play stream scrubber 127
measurement analysis 129
Report generator 130
sample control processing 121
content 141
content meta data 142
channel data 147
network 150
144
146
audience data (external portion) 143
audio data / monitor data
log data
log data
audio data / monitor data
headphones 160a
10
4
monitor 101a
105
103
102
media player 170a
media player 170b
171
101b monitor
headphones 160b
1000

FIG. 1

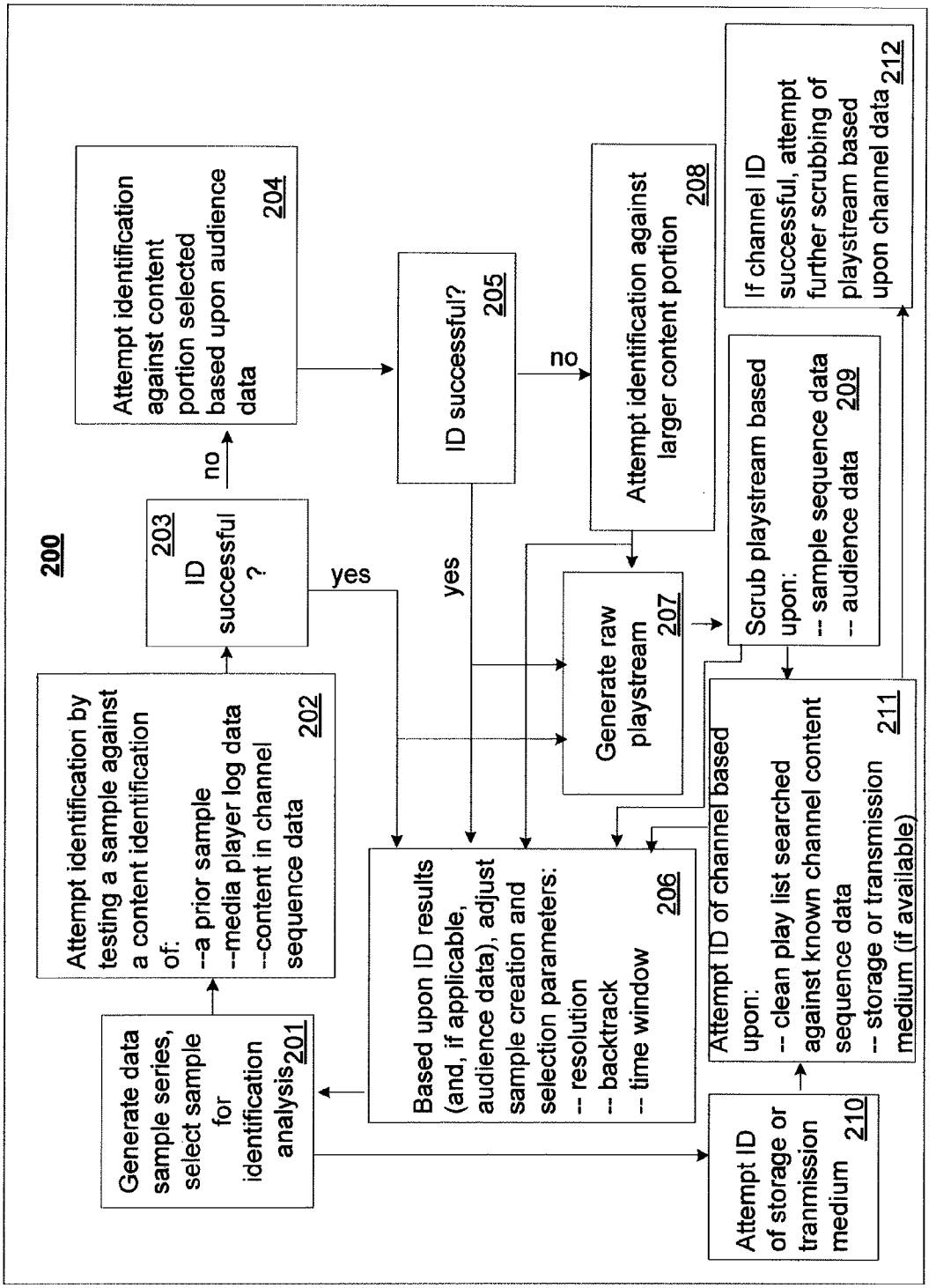
200
Generate data sample series, select sample for identification analysis 201
Attempt identification by testing a sample against a content identification of:
--a prior sample
--media player log data
--content in channel sequence data 202
203 ID successful ?
yes
no
Attempt identification against content portion selected based upon audience data 204
ID successful? 205
yes
no
Based upon ID results (and, if applicable, audience data), adjust sample creation and selection parameters:
-- resolution
-- backtrack
-- time window 206
Generate raw playstream 207
Attempt identification against larger content portion 208
Scrub playstream based upon:
-- sample sequence data
-- audience data 209
Attempt ID of storage or tranmission medium 210
Attempt ID of channel based upon:
-- clean play list searched against known channel content sequence data
-- storage or transmission medium (if available) 211
If channel ID successful, attempt further scrubbing of playstream based upon channel data 212

FIG. 2

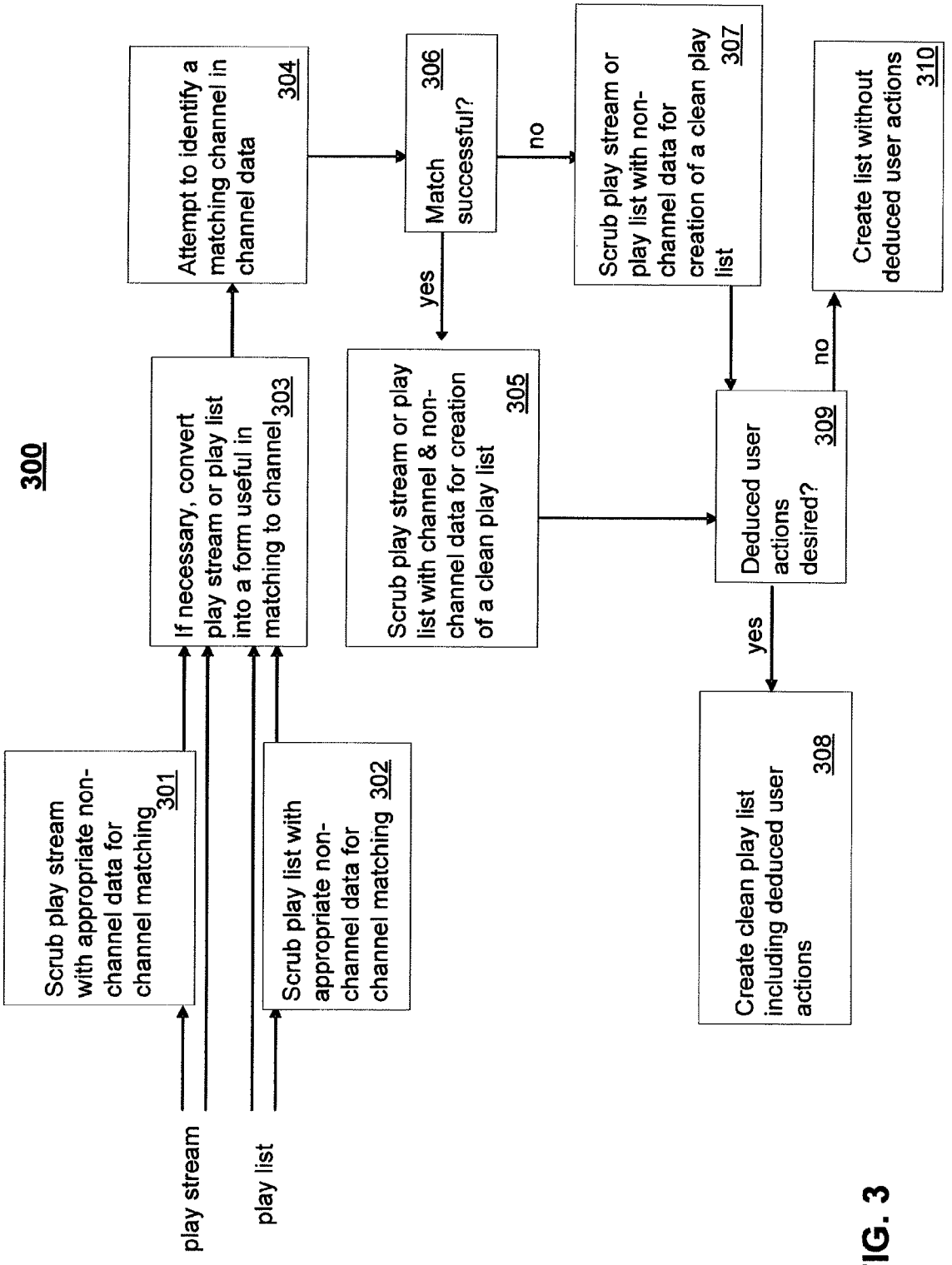
300
play stream
play list
Scrub play stream with appropriate non-channel data for channel matching 301
Scrub play list with appropriate non-channel data for channel matching 302
If necessary, convert play stream or play list into a form useful in matching to channel 303
Attempt to identify a matching channel in channel data 304
Match successful? 306
yes
no
Scrub play stream or play list with channel & non-channel data for creation of a clean play list 305
Scrub play stream or play list with non-channel data for creation of a clean play list 307
Deduced user actions desired? 309
yes
no
Create clean play list including deduced user actions 308
Create list without deduced user actions 310

FIG. 3

410

Raw Play Stream

row	log time	content ID
1	t_0	song 51
2	t_0+1	none
3	t_0 +2	song51
4	t_0+3	song51
5	t_0+4	movie 81
6	t_0+5	song51
7	t_0+6	song51
8	t_0+7	song72
9	t_0+8	song72
10	t_0+9	none
11	t_0+10	song72
12	t_0+11	song72
13	t_0+12	song72
14	t_0+13	song65
15	t_0+14	song65
16	t_0+15	TVprgm58
17	t_0+16	song65
18	t_0+17	song65
19	t_0+18	song65
20	t_0+19	song65
21	t_0+20	song21
22	t_0+21	song21
23	t_0+22	song21
24	t_0+23	song21
25	t_0+24	song21
26	t_0+25	song21
27	t_0+26	ad49
28	t_0+27	ad49
29	t_0+28	song81
30	t_0+29	song35

ssd

450

Clean Play Stream

row	log time	content ID
1	t_0	song 51
2	t_0+1	song51
3	t_0 +2	song51
4	t_0+3	song51
5	t_0+4	song51
6	t_0+5	song51
7	t_0+6	song51
8	t_0+7	song72
9	t_0+8	song72
10	t_0+9	song72
11	t_0+10	song72
12	t_0+11	song72
13	t_0+12	song72
14	t_0+13	song65
15	t_0+14	song65
16	t_0+15	song65
17	t_0+16	song65
18	t_0+17	song65
19	t_0+18	song65
20	t_0+19	song65
21	t_0+20	song21
22	t_0+21	song21
23	t_0+22	song21
24	t_0+23	song21
25	t_0+24	song21
26	t_0+25	song21
27	t_0+26	ad49
28	t_0+27	ad49
29	t_0+28	song35
30	t_0+29	song35

470

Channel Data for "radio 35"

row	start time	end time	content ID
1	C(0)	C(0)+6	song21
2	C(0)+6	C(0)+8	ad49
3	C(0)+8	C(0)+13	song35

480

Channel Data for "album 12"

row	start time	end time	content ID
1	C(0)	C(0)+7	song51
2	C(0)+7	C(0)+13	song72
3	C(0)+13	C(0)+23	song65
4	C(0)+23	C(0)+30	song29

490

Clean Play List

row	start log time	end log time	content ID	Channel ID
1	t_0	t_0+7	song51	album12
2	t_0+7	t_0+13	song71	album12
3	t_0+13	t_0+20	song65	album12
4	t_0+20	t_0+26	song21	radio35
5	t_0+26	t_0+28	ad49	radio35
6	t_0+28	t_0+30	song34	radio35

ssd = "sample sequence data"

FIG. 4

510

Clean Playstream

row	log time	content ID	content offset
1	t_0	TVprgm 27	(0)
2	t_0+1	TVprgm 27	(0)+1
3	t_0 +2	none	n/a
4	t_0+3	none	n/a
5	t_0+4	none	n/a
6	t_0+5	TVprgm 27	(0)+2
7	t_0+6	TVprgm 27	(0)+3
8	t_0+7	TVprgm27	(0)+9
9	t_0+8	TVprgm27	(0)+10
10	t_0+9	TVprgm27	(0)+9
11	t_0+10	TVprgm27	(0)+10
12	t_0+11	none	n/a
13	t_0+12	TVprgrm27	(0)+29
14	t_0+13	TVprgrm27	(0)+30
15	t_0+14	ad23	(0)
16	t_0+15	none	n/a
17	t_0+16	ad25	(0)+2
18	t_0+17	TVprgm28	(0)
19	t_0+18	TVprgm28	(0)+1
20	t_0+19	TVprgrm28	(0)+2

560

Clean Play List

row	start log time	end log time	content ID	content offset
1	t_0	t_0+2	TVprgrm27	(0)
2	t_0+2	t_0+5	none	n/a
3	t_0+5	t_0+7	TVprgrm27	(0)+2
4	t_0+7	t_0+9	TVprgrm27	(0)+9
5	t_0+9	t_0+11	TVprgrm27	(0)+9
6	t_0+11	t_0+12	none	n/a
7	t_0+12	t_0+14	TVprgrm27	(0)+29
8	t_0+14	t_0+15	ad23	(0)
9	t_0+15	t_0+16	none	n/a
10	t_0+16	t_0+17	ad25	(0)+2
11	t_0+17	t_0+20	TVprgrm28	(0)

570

Channel Data for TV C4

row	start time	end time	content ID
1	C(0)	C(0)+31	TVprgrm27
2	C(0)+31	C(0)+34	ad23
3	C(0)+34	C(0)+37	ad24
4	C(0)+37	C(0)+40	ad25
5	C(0)+40	C(0)+50	TVprgrm28

590

Clean Play List with Deduced Actions

row	log time	end log time	content ID and <deduced action>	content offset
1	t_0	t_0+2	TVprgrm27	(0)
2	t_0+2	t_0+5	<pause for 3 units>	n/a
3	t_0+5	t_0+7	TVprgrm27	(0)+2
4	t_0+7	t_0+7	<skip frwrd 5 units>	n/a
5	t_0+7	t_0+9	TVprgrm27	(0)+9
6	t_0+9	t_0+9	<skip bckwrd 2 units>	n/a
7	t_0+9	t_0+11	TVprgrm27	(0)+9
8	t_0+11	t_0+12	<fast frwrd 18 units>	n/a
9	t_0+12	t_0+14	TVprgrm27	(0)+29
10	t_0+14	t_0+15	ad23	(0)
11	t_0+15	t_0+16	<fast frwrd 7 units>	n/a
12	t_0+16	t_0+17	ad25	(0)+2
13	t_0+17	t_0+20	TVprgrm28	(0)

FIG. 5

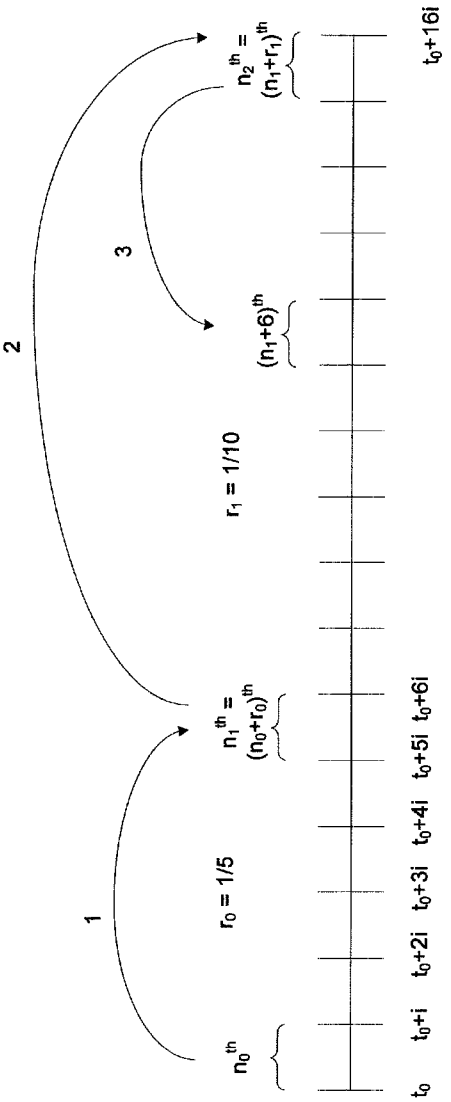
1
2
3
n_0^{th}
$r_0 = 1/5$
$n_1^{th} = (n_0+r_0)^{th}$
$r_1 = 1/10$
$(n_1+6)^{th}$
$n_2^{th} = (n_1+r_1)^{th}$
t_0
t_0+i
t_0+2i
t_0+3i
t_0+4i
t_0+5i
t_0+6i
t_0+16i

600

FIG. 6

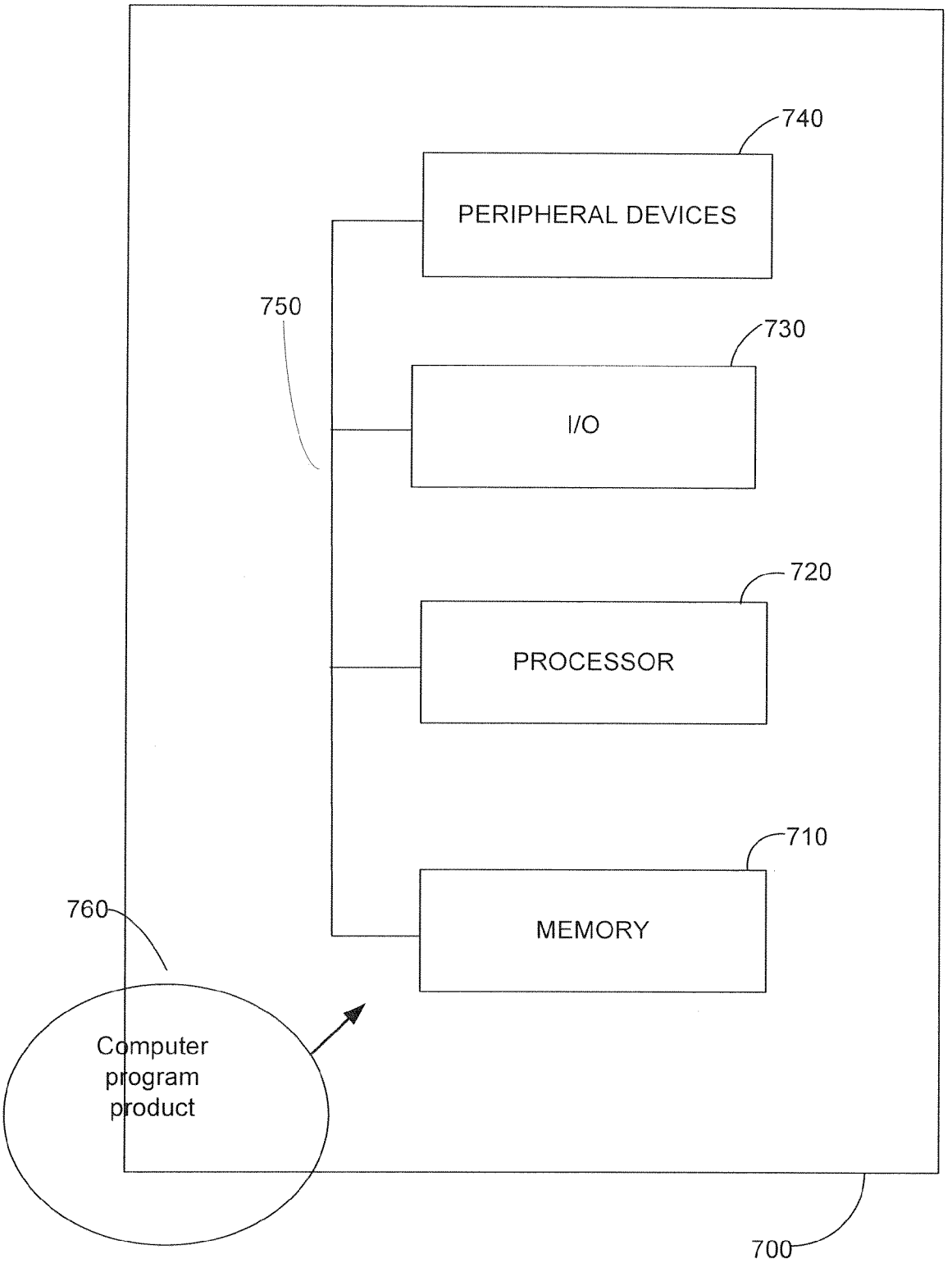
740
PERIPHERAL DEVICES
750
730
I/O
720
PROCESSOR
710
MEMORY
760
Computer program product
700

FIG. 7

MEDIA USAGE MONITORING AND MEASUREMENT SYSTEM AND METHOD

CROSS REFERENCE TO RELATED APPLICATIONS

This application is a divisional of U.S. application Ser. No. 11/139,330, filed May 26, 2005, which also claims the benefit of U.S. Provisional Application No. 60/574,836, filed May 27, 2004, both hereby incorporated by reference.

BACKGROUND OF THE INVENTION

Traditional media measurement systems have focused on directly monitoring channels being utilized by audience members. However, as media consumption patterns have become more complex, channel-centric media measurement is inadequate for many purposes. It may be desirable to track usage of particular media content independent of channel. Furthermore, although "channel" identification in a traditional media measurement system may sometimes be limited to radio or television broadcast station, it is increasingly desirable to track usage of media across several types of media delivery vehicles including radio, television, CD, DVD, computer download, portable media players (e.g. MP3 players, ipod), and other vehicles. Furthermore, with respect to tracking consumption of advertisements, it may be inadequate to simply track channel tuning, because, for example, an audience member may mute a broadcast during commercial periods. Thus simply identifying a broadcast channel does not adequately track whether the audience member listened to a particular advertisement.

Some media measurement systems have used codes to "tag" and track particular content. However, such systems are limited in that they can only track content that has been properly encoded.

With the development of more robust content recognition technologies, some content recognition systems have recently been deployed which do not rely on codes. For example, Philips, Shazam Entertainment, and others have marketed systems for identifying songs played into a mobile phone. Although such systems can be efficiently deployed in the context of song recognition, deploying such systems in the context of media measurement systems poses particular challenges. Continuous searching against a large database of media content can be computationally intensive. Furthermore, such systems, while increasingly robust, still return some erroneous results, particularly in high-noise environments.

At the same time, the media measurement context provides opportunities to utilize data exogenous to a particular audio or video data sample. Such opportunities have thus far been insufficiently exploited for the purpose of efficiently applying existing content recognition technologies in the media measurement context. Thus, an improved media measurement system and method is needed.

SUMMARY OF THE INVENTION

Some embodiments of the present invention provide a media measurement system and method that enhances recognition (e.g. in terms of accuracy or efficiency) of the content of a media sample by analyzing information exogenous to the sample. Some embodiments of the present invention provide a media measurement system and method that utilizes audience data to enhance content identifications. Some embodiments analyze media player log data to enhance content identification. Other embodiments of the present invention analyze sample sequence data to enhance content identifications. Other embodiments analyze sequence data to enhance content identification and/or to establish channel identification. Yet other embodiments provide a system and method in which sample construction and selection parameters are adjusted based upon identification results. Yet other embodiments provide a method in which play-altering activity of an audience member is deduced from content offset values of identifications corresponding to captured samples. Yet other embodiments provide a monitoring and measurement system in which a media monitoring device is adapted to receive a wireless or non-wireless audio signal from a media player, the audio signal also being received wirelessly by headphones of a user of the monitoring device.

BRIEF DESCRIPTION OF THE DRAWINGS

The novel features of the invention are set forth in the appended claims. However, for purpose of explanation, several aspects of particular embodiments of the invention are described by reference to the following figures.

FIG. **1** illustrates an exemplary media usage monitoring and measurement system in accordance with aspects of an embodiment of the present invention.

FIG. **2** illustrates a media measurement method in accordance with aspects of an embodiment of the present invention.

FIG. **3** illustrates a process for using and generating information such as that illustrated in FIG. **4** and FIG. **5** and FIG. **3** illustrates an embodiment consistent with aspects of the present invention.

FIG. **4** illustrates a raw play stream generated by a process such as step **207** of FIG. **2**; a clean play stream and clean play list generated by a scrubbing step such as step **209** of FIG. **2** or steps **301**, **302**, or **305** of FIG. **3**; and channel data associated with two channels.

FIG. **5** illustrates a clean play stream, clean play list, channel data, and a clean play list showing deduced play-altering actions. The illustrated data may be generated by systems and methods in accordance with an embodiment of the present invention such as, for example, system **100** of FIG. **1** method **200** of FIG. **2**, and method **300** of FIG. **3**.

FIG. **6** illustrates timeline structure for data samples generated by system and methods such as module **121** of FIG. **1** and steps **201** and **206** of FIG. **2**.

FIG. **7** shows an example of a computer system that may be used to execute instruction code contained in a computer program product, the computer program product being in accordance with an embodiment of the present invention.

DETAILED DESCRIPTION OF THE EXEMPLARY EMBODIMENTS

The following description is presented to enable any person skilled in the art to make and use the invention, and is provided in the context of particular applications and their requirements. Various modifications to the exemplary embodiments will be readily apparent to those skilled in the art, and the generic principles defined herein may be applied to other embodiments and applications without departing from the spirit and scope of the invention. Thus, the present invention is not intended to be limited to the embodiments shown, but is to be accorded the widest scope consistent with the principles and features disclosed herein.

FIG. **1** illustrates an exemplary media usage monitoring and measurement system **1000**. System **1000** includes media

measurement system **100** and monitoring devices **101** in accordance with aspects of an embodiment of the present invention.

As illustrated, monitoring device **101***a* includes a microphone **105**, a media player port **102**, a headphone port **103**, and a data upload port **104**. A monitored audience member wears monitor **101***a* during a monitoring period. When the audience member is consuming media from media player **170***a* without the use of headphones **160***a* (i.e. if media player **170***a* has a speaker), monitor **101** captures audio energy acoustically through microphone **105**. However, when the audience member desires to use headphones **160***a* to receive media content from media player **170***a* (e.g. an MP3 player, iPod, CD player, DVD player, television, radio, computer, or other media player) he or she can plug headphones **160***a* into headphone port **103** and plug media player **170***a* into media player port **102**. In that case, monitor **101***a* captures audio energy through media player port **102**. Microphone **105** includes a microphone and associated microphone port. However, in alternatives, a monitor may simply have a microphone port into which a microphone may be plugged or linked via wireless connection. Thus the term "microphone port" will herein refer to any electronics capable of receiving energy captured through a microphone, whether or not a microphone is built into the monitoring device itself.

As another example, headphones **160***b* are adapted to receive a content signal **171** via wireless transmission **171** from media player **170***b*. Monitor **101***b* is adapted to receive the same content signal **171** from media player **170***b*. In some embodiments, a syncing process allows monitor **101***b* to adapt along with headphones **160***b* and media player **170***b* to changes in signal **171** so that monitor **101***b* continues to receive the same signal as headphones **160***b*. In some embodiments, syncing may be accomplished via a wireless and/or automatic process, such as providing a monitor that responsively changes tuning based on tuning changes between the media player and the headphones.

Audio data captured by monitors **101**, along with associated monitor data (e.g. device ID) (collectively, "audio data/monitor data" **144**) may be uploaded to system **100** through upload port **104**, directly, via memory device transfer (e.g. flash memory card, floppy disk, CD, etc.) or through a network such as network **150**. The audio data uploaded from a monitor **101** may be raw audio data, or may be audio data that has undergone one of a variety of levels of processing prior to upload. For example, the uploaded audio data may include parameters useable to calculate audio signatures (sometimes referred to as audio fingerprints) and landmarks or other values useful in the content recognition process. Alternatively, the audio data may comprise pre-calculated signatures, landmarks, or other data useful for content recognition. On the other hand, in some embodiments, the uploaded audio data may simply represent a raw signal corresponding to audio energy received at monitor **101**.

System **100** is adapted to receive some audience data **143** externally. For example, audience data collected by systems and associated monitors other than those of system **1000** may be utilized by system **100**; data based on externally collected and/or externally analyzed demographic, psychographic, or other audience related data might also be received as part of external audience data portion **143**. Other audience data may be generated internally by audience data processing module **123** alone or in combination with measurement analysis module **129** and/or other system components.

Also, system **100** is adapted to receive media player log data **146**. Media player log data **146** may be generated by a media player such as media player **170***a* or **170***b* and sent to system **100** through direct connection, memory device transfer or via network **150**. Also, a third party might collect such log data which then may be made available through direct connection, memory device transfer, or via network **150**. Media player log data **146** includes data logging content played on the media player from which the log data was generated. Although log data **146** does not necessarily reflect what content was actually heard, to the extent the media player generating the log data is used primarily by the audience member associated with the corresponding monitor **101**, it can provide a useful basis for initial testing of captured content as will be described further below.

System **100** is also adapted to receive known content **141** and content meta data **142**. Content **141** may include media files associated with a known piece of media content (e.g. a song, movie, commercial, television show, video game, etc.). However, it will be understood by those skilled in the art that "content" in the sense of the known content **141** received by system **100** may, in some embodiments, simply refer to data about signals representing the content and does not necessarily refer to a stored version of the media content itself; e.g. "content" may be stored signatures and landmarks derivable from a song's audio, but not necessarily an audio file useable to play the song itself. On the other hand, in other embodiments, a system such as system **100** may be adapted to receive a useable audio file and then derive data from that file such as signatures, fingerprints, landmarks, etc. that may be readily searched during the content recognition process. Content meta data **142** includes various data relating to content **141**. For example, a portion of content **141** might include a particular song as recorded by a particular artist. Corresponding content meta data **142** for that song might include the various albums or other collections in which that song appears; various radio broadcasts (including station and broadcast times) playing the song; movies, advertisements or video games including the song; other songs that have sampled the song; and various other related information. In the context of a television program, meta data also might include, for example, segment identifications and corresponding time lengths. By distinguishing content data from content meta data in this manner, it is possible to store content data for a single content ID only once, and then add various pieces of meta data as appropriate. For example, a TV program, or program segment, might initially have meta data relating to particular broadcasts. However, at a later date, meta data might be added relating to, for example, a DVD version of the program, without needing to store the program content itself more than once.

Turning to the details of system **100**, audio data and monitor data (e.g. device ID) is received at sample control processing module **121**. Module **121** provides monitor data, portions of which might be audience data, to processing module **123**. Module **121** also divides the audio data into samples and determines which samples should be submitted for further content recognition testing. In alternative embodiments, the audio data may already have been divided into samples prior to receipt by system **100** (e.g. at monitor **101**). In such alternatives, a module such as module **121** might either use the provided divisions or combine the data and then re-divide it into samples as determined by the system. Module **121** may be used either to submit a sample to initial test and filtered search module **122** or to content recognition system **124**.

Initial test and filtered search module **122** conducts one or more initial identification attempts. Several different types of initial identification attempts might be performed. Module **122** may test a captured sample against content associated with the most recently identified content. As another possible

initial test, module **122** may test the sample against content identified from a media player log file. Another initial identification test may be carried out in a variety of ways. For example, filtered search module **122** might use audience data from audience data processing module **123** to form parameters and then pass those parameters to content recognition system **124** which then uses the parameters to conduct a filtered search of its content. Alternatively, module **122** might be adapted to utilize an instance of content recognition system **124** that includes content pre-selected based upon relevant audience data. Some examples of relevant audience data that may be used either to form search parameters or to construct targeted content include:

- age, gender, and other demographic information about the audience member (using the corresponding monitoring device) along with media consumption patterns of other persons sharing similar demographic characteristics
- media consumption patterns of the audience member based on questionnaire input or based on past content identifications associated with that audience member
- media consumption patterns of other audience members who have consumed other media content that has also previously been consumed by the audience member using the corresponding monitoring device
- location of the audience member (alone and/or relative to other audience members)

Of course, the above are just some examples of audience data that may be utilized by system **100**.

After completing the initial identification attempt, filtered search module **122** passes the identification result to ID result module **125**. If an identification has been made, the result is passed to play stream generator **126** and to sample control processing module **121**. If no identification has been made, then content recognition system **124** performs a search using a larger portion of its content to identify the data sample. The result is passed to ID result module **125** which in turn passes the result to play stream generator **126** and to sample control module **121**. Content recognition system **124** is adapted to implement one or more known content recognition methods that identify content by extracting parameters from a media signal and applying an algorithm to those parameters to search for a content match. Those skilled in the art will recognize that many such methods and algorithms exist. One such example is described in U.S. patent application Ser. No. 09/839,476 entitled "System and Methods for Recognizing Sound and Music Signals in High Noise and Distortion" by Wang et al. and published Jun. 27, 2002 with publication number US2002/0083060. Aspects of other such examples are described in the following published PCT applications by Konin-Klijke Philips Electronics N.V.: "Fingerprinting Multimedia Contents" (WO2004/044820, published May 27, 2004), "Fingerprint Extraction" (WO2004/030341 published Apr. 8, 2004), and "Improvements in and Relating to Fingerprint Searching" (WO2004/040475 published May 13, 2004). Such distinct methods and algorithms may have varying degrees of efficiency, accuracy, and applicability to certain types of content (or different settings of a particular algorithm might have different efficiency depending on content type). Thus, in some embodiments, a system such as system **100** may intelligently select among multiple such algorithms (or multiple settings of a single algorithm) based on expected content characteristics. For example, algorithm A might be faster and more accurate at identifying silence than algorithm B, and thus a system such as system **100** of FIG. **1** having a corresponding subsystem for content recognition (such as system **124**) might achieve enhanced performance by submitting a sample for processing by algorithm A rather than algorithm B if recent identification results indicate silence. Other differences corresponding to content types (e.g. speaking audio versus music audio) might also be exploited based on prior content identification results to select a most efficient recognition algorithm from a plurality of algorithms. In such an alternative, if the algorithms required different audio data parameters, a monitor might send two sets of parameters for each sample corresponding to each algorithm and then the system would select between the two sets as needed. Alternatively, the two sets of parameters might be calculated by the system based on raw audio data received from a monitoring device.

Play stream generator **126** generates a raw play stream relating a sequence of samples to content identification results (for an example of a portion of a raw play stream, see FIG. **3** and accompanying text). The raw play stream is then processed by play stream scrubber **127** which analyzes the sequence of sample identification results utilizing sequence data processing module **128**. Based on analysis of sequence data and, where appropriate, analysis of audience data via interaction with audience data module **123**, play stream scrubber **127** generates a clean play stream and clean play list (see FIG. **3** and accompanying text) which can then be used by measurement analysis module **129**. Results of the media measurement analysis can be obtained via report generator **130**.

In alternative embodiments, many of the system components and corresponding functions performed within a system such as system **100** might instead be implemented on the monitoring devices such as monitoring device **101**. For example, many of the functions performed by sample control processing module **121** might instead be performed at a monitoring device. To cite but one example in more detail, if a monitoring device maintains an ongoing reciprocal connection to obtain sample identification results of a media measurement system, then the monitoring device can select which samples to send to the system for recognition analysis. The monitoring device might then also adjust parameters such as sample resolution, the length of a sample time window, and the recognition algorithm selected. This is just one example of how the illustrated embodiment might be modified to shift system components from a central system to a monitoring device. Many other such variations will be apparent to those skilled in the art.

Also, it will be understood that although FIG. **1** illustrates a particular exemplary division and relationship between "modules," the division illustrated may be readily modified without departing from the spirit and scope of the present invention. For example, in various implementations, the illustrated modules may be combined into larger modules or the functions performed may be distributed across several modules. The term "module" and the associated illustrated division of system components is chosen for purposes of ease of description only and does not limit how particular systems consistent with the present invention might be constructed.

FIG. **2** illustrates a media measurement method **200** in accordance with aspects of an embodiment of the present invention. One or more elements of method **200** may be carried out, for example, by system **100** of FIG. **1** or other similar systems. At step **201**, method **200** receives audio data from a monitoring device. Step **201** caches a series of samples and determines the sample resolution with which samples are submitted for content identification. In particular, as described further below (see FIG. **4** and accompanying text), sample resolution refers to how many samples in a given

sequence of samples are processed for content identification. Step **201** also determines length, or "time window" of each sample.

At step **210**, characteristics of the audio data are analyzed to attempt to identify the source of transmission or storage of the media played by an individual based on audio characteristics of that signal. For example, the process attempts to recognize particular types of encoding or compression, or identifies sound associated with screen refresh on a television or computer monitor, or recognizes compression or frequency range of FM or AM radio, or CD or DVD. If the storage or transmission medium is identified, the results of step **210** can be added to a play list and/or utilized in step **211** to identify channel (see below for further description of step **211**).

At step **202**, identification of a sample in a series of samples is attempted via initial test methods. In particular, step **202** determines whether the audio data in the tested sample matches data associated with the content ID corresponding to the most recently identified sample. Step **202** may also or instead test the sample against content IDs obtained using data from a media player log file associated with the audience member using the corresponding media monitor. Step **203** determines whether successful identification occurred at step **202**. If yes, then the identification result is provided to step **206** and **207**. If no, then step **204** searches for a content match against targeted content selected based at least in part upon additional audience data. Step **205** determines whether step **204** obtained an identification. If yes, then the identification result is provided to steps **206** and **207**. If no, then step **208** searches for a content match against a larger portion of the content. With respect to steps **202**, **204**, and **208**, there are two possible results: an identification has been made or no identification has been made. No identification at steps **202** and **204** leads to the further identification attempt at step **208**. Whatever the result is at step **208** (identification or no identification) that result is passed to steps **207** and **206**.

At step **206**, an identification result is used to adjust sampling control and selection parameters for one or more subsequent samples. Parameters that might be adjusted include resolution, backtrack selection, sample time window, or recognition algorithm selected. For example, if a sample has been identified successfully, and the identification indicates a match with the prior sample, the sampling resolution might be decreased from ⅕ to 1/10, meaning that, in a sequence of samples, nine samples rather than four are skipped before selecting the next sample to analyze for identification. As another example, if an identification result does not match the result of the prior sample identified, then step **206** might initiate a back track analysis and select an intervening sample that has not yet been analyzed. Step **201** would then pass the sample selected from backtracking to step **202** for attempted identification. As another example, resolution might be increased when recent identification results suggest an extended period of silence or absence of known content.

As yet another example, once media content for a limited series of samples has been identified, the time window size for each sample might be decreased from, for example, 5 seconds to 3 seconds. This would mean that samples submitted for attempted identification would be shorter in length. This can create efficiencies because once the content is identified, the process needs only to detect a change in content, and this can, in some cases, be accomplished utilizing a smaller amount of audio data, thereby preserving system resources.

Adjustment of sampling parameters is described further below in the context of FIG. **5** and accompanying text.

Continuing with the description of FIG. **2**, step **207** generates a raw play stream indicating a series of samples and corresponding identification results. Step **209** scrubs the raw play stream based upon sample sequence data (described further below in the context of FIGS. **3-4** and accompanying text) and based upon audience data. The resulting clean play stream may be converted to a play list listing the content captured and indicating the order in which it was captured. Step **209** attempts to identify the channel by searching known channel data to find an apparent content sequence match to the play list. If the storage or transmission medium of the captured sample has been identified at step **210**, that information may be made available for step **211** and allows step **211** to use that information to filter its search of channel data (e.g., only search channel data including CD channels, or only including radio broadcast channels, etc.). If step **211** successfully identifies the channel, information such as content sequence data for the identified channel may be used by step **212** to further scrub or rescrub the play stream, particularly with respect to any apparently incorrect content identifications that could not be corrected based upon sample sequence data as utilized in step **209**.

FIG. **3** illustrates a process **300** for using and generating information such as that illustrated in FIG. **4** and FIG. **5**. Some of the functions accomplished by process **300** are similar to functions accomplished by steps **207**, **209**, **211**, and **212** of FIG. **2**. Process **300** illustrates a more detailed example of an embodiment consistent with aspects of the present invention.

Referring to process **300**, depending on available information, either a play stream is made available to step **301** or a play list is made available to step **302**. Step **301** prepares a play stream for further processing necessary for channel matching by scrubbing (i.e. reviewing for missing or incorrect data) the play stream using non-channel data. Step **302** prepares a play list for further processing necessary for channel matching by scrubbing (i.e. reviewing for missing or incorrect data) the play list using non-channel data. With respect to steps **301** and **302**, the non-channel data selected might be selected particularly for the purpose of better preparing the play stream or play list for a channel matching process. Step **303** receives either a raw (i.e. "not scrubbed") play stream or play list directly or receives a scrubbed play stream or play list from step **301** or **302**. If necessary, step **303** converts received data to a format useful in matching to a channel (e.g. converts a play stream to a play list where a play list format is useful for channel matching, or converts a play stream or play list to a mathematical representation that is useful for channel matching).

Step **304** attempts to match the play stream or play list (or corresponding data format representing the play stream or play list) against known channel data to identify a channel (e.g., an album, samples of an album presented for marketing—e.g. on a web page—, radio broadcast, television broadcast, theater version of a movie, DVD version of a movie, etc.) associated with the elements of the play list or play stream. Step **306** determines whether a channel match was achieved. If yes, then step **305** uses channel data and non-channel data to scrub or further scrub the play stream or play list for purposes of creating a clean play list. If the play list or play stream has already been scrubbed with non-channel data in either step **301** and **302**, then the play stream or play list may not need to be further scrubbed with non-channel data at step **305**. In that case, step **305** just uses channel data to further scrub the play stream or play list. However, it is possible that scrubbing the play list or play stream with non-channel data for purposes of creating data useful for channel matching will

be somewhat different than doing so for purposes of creating a clean play list, thus non-channel data is referenced again in the illustration of claim **305**.

If step **306** determines that a channel match was not achieved at step **304**, then step **307** scrubs the play stream or play list with non-channel data to create a clean play list. Step **309** determines whether including deduced user actions on the clean play list is desired. If yes, then step **308** creates a clean play list including deduced user actions. If no, then step **310** creates the clean play list without including deduced user actions.

FIG. **4** illustrates Raw Play Stream **410** generated by a process such as step **207** of FIG. **2**; Clean Play Stream **450** and Clean Play List **490** generated by a scrubbing step such as step **209** of FIG. **2** or steps **301**, **302**, or **305** of FIG. **3**; Channel Data **470** and Channel Data **490**. Referring to FIG. **4**, Raw Play Stream **410** itemizes a sequence of analyzed samples and relates that sequence to corresponding identification results in the content ID column. The content ID result indicates either a reference corresponding to a particular piece of content or indicates that no identification was made. The example in FIG. **4** assumes that no user play-altering activities took place and this example does not rely on content offset data in scrubbing the raw play stream to obtain a clean play list. However, note that in other examples, such as that of FIG. **5**, sample sequence data ("ssd") includes content offset data. For purposes of presenting and analyzing sample sequence data as described herein, the times in list **410** may be relative to an arbitrary value (e.g. "t_0") rather than representing an absolute time; however, in many instances, a log time will in fact indicate the actual time the sample started to be captured.

Sample sequence data may be used to "scrub" Raw Play Stream **410**. By analyzing the sequence of data on Raw Play Stream, it is possible to locate and correct any identifications that are likely to be incorrect or to supply missing identifications where the system has not otherwise been able to provide an identification.

Sample sequence data can be used to derive portions of Clean Play Stream **450** from raw play list **410** in the following manner: Referring to Raw Play Stream **410**, the content IDs associated with samples **1**, **3**, **4**, **6**, and **7** all indicate the same media content referenced as "song**51**." The content ID value associate with sample **2** indicates that no content has yet been successfully associated with that sample and the content ID value associated with sample **5** indicates "movie**81**." Given this pattern of sample sequence data, it is reasonable to assume that the person using the corresponding monitor listened to song**51** through the time period associated with the audio data of samples **1-7**, and thus, the "scrubbed" version of the play stream, i.e. Clean Play Stream **450**, indicates song**51** for each of samples **1-7**.

Information about the sequence of content in a play stream can be used to generate a play list and identify a channel, and the identified channel data can also potentially be used to help further "scrub" a play stream. For example, the sequence of consumed content represented on Play Stream **450** is searched against known channel data (e.g. particular CD albums, broadcasts, or other particular storage or transmission media carrying a particular sequence of content). In this example, simplified for illustrative purposes, known channel data includes channel data **470**, associated with channel ID "radio **35**," and channel data **480**, associated with channel ID "album**12**." Referring to channel data **470**, each row relates a content ID to a start time and end time. In this example, start and end times are referenced with respect to an arbitrary start time value "C(0)." For some channels (e.g. CDs, DVDs, video games) only such arbitrary reference times will be available. For other channels (e.g. broadcasts, concerts, etc.), absolute time might be both available and useful. However, for the purpose of the analysis illustrated in this example, times that are relative only and not necessarily absolute are sufficient.

With respect to further "scrubbing" the Raw Play Stream **410**, in this example, channel data may be used to correct the apparent misidentification of sample **29**. Note that the sample sequence data alone in this example does not provide a clear basis for correcting sample **29**. Sample **28** is identified as "ad**49**," sample **29** as "song**81**," and sample **30** as "song **35**." However, given the sequence "song**21**, ad**49**, and song**35**" is associated with a known sequence of the radio broadcast referenced as "radio **35**," there is a basis in channel data **470** for believing that the proper content ID for sample **29** is "song**35**" rather than "song**81**." Thus, Clean Play Stream **450** indicates a change relative to Raw Play Stream **410** with respect to the content ID for sample **29**. Note that a clean play stream and clean play list are not necessarily generated sequentially. For example, to the extent a channel identification and associated channel data are necessary to "scrub" a raw play stream, portions of a clean play list may be determined as part of obtaining data necessary to make channel selection. In the present example, "radio **35**" is identified based on a particular content sequence, and that information helps populate Clean Play Stream **450** with a corrected content ID value for sample **29** relative to the sample **29** content ID value on Raw Play Stream **410**.

Audience data may also be used in the "scrubbing" process. For example, if "song**81**" is radically different from the user's known consumption habits and "song**35**" is within the user's known consumption habits, another basis might be provided for suspecting that "song**35**" rather than "song**81**" is the correct content ID for sample **29** of Play Stream **410**.

It will be understood by those skilled in the art that in the context of data sets that might, in alternative examples, make up a "raw play stream," "a clean play stream," or a "clean play list," the particular organization, division, and content of the data may vary considerably from that illustrated in FIG. **4** (as well as that illustrated in FIG. **5** below) without departing from the spirit and scope of the present invention. To cite but one example, such play streams and/or play lists might include several data fields in addition to those illustrated. Moreover, the illustrated data sets might not be collected in the same table but, depending upon database architecture, might be spread out in different tables and/or relational structures. Furthermore, the data sets similar to those illustrated might not be stored at all in a database but rather might be generated on the fly and then discarded as mere intermediate steps to generating a particular report that the system is asked to produce. These and other variations will be readily apparent to those skilled in the art. The examples shown are chosen primarily for usefulness in illustrating aspects of a particular embodiment. While they are useful in illustrating certain underlying principles of certain aspects of the present invention, they should not be considered, in and of themselves, to limit the scope of the invention.

FIG. **5** illustrates Clean Play Stream **510**, Clean Play List **560**, Channel Data **570**, and Clean Play List **590** showing deduced play-altering actions. The illustrated data may be generated by systems and methods in accordance with an embodiment of the present invention such as, for example, system **100** of FIG. **1** method **200** of FIG. **2**, and method **300** of FIG. **3**. Aside from the traditional time shifting activity of, for example, recording a television broadcast and playing it at a later time, various play-altering activities may be undertaken by an audience member. For example a media player may be paused, reversed, fast forwarded, and some media

players have modes in which skipping back or forward in played content can occur almost instantly, including within the smallest time division useful for a particular data set (e.g., less than five seconds, less than one second, etc.). Generally, these activities of manipulating the pace and order in which media is consumed will be referenced as audience play-altering actions or activities. These activities may be deduced, for example, during scrubbing step **209** of FIG. **2**, or, as illustrated more expressly, during step **308** of FIG. **3**.

Continuing with the description of FIG. **5**, Play Stream **510** presents a series of log times, content IDs, and content offsets. In the illustrated example, times given in the log time column begins with t_0 and ends with t_0+19. Each log time indicates a time at which capture of the analyzed sample began, where t_0 simply represents a beginning time for samples on Play Stream **510**. Each content ID indicates an identifier of the content that has been identified as corresponding to the captured sample. In the example illustrated, "TV program **27**" refers to a TV program segment and "TV program **28**" refers to another program segment of the same program. "Ad**23**" and "ad**25**," on the other hand, refer to separate advertisements. Each content offset value represents a time offset from the beginning of a particular piece of content. For example, row **8** of Play Stream **510** corresponds to a sample whose beginning is located 9 time units from the beginning of TV program **27**, thus the content offset is referenced as (0)+9.

Play List **560** contains a row for each internally continuous media consumption event. The start log time and end log time for each such event are listed in each row. If an entire piece of content (e.g. a TV program segment, or an entire TV ad) is listened to without interruption, that would correspond to a row of Play List **560**. On the other hand, if the data from Play Stream **510** suggests a discontinuity within consumption of a particular piece of content, such discontinuities form boundaries between consumption events that form rows of List **560**. The meaning of these concepts may be clarified by discussing further details of the illustrated example.

Discontinuities in consumption of the identified media may be identified by comparing the progression of sample log times to progression of corresponding content offset times in Play Stream **510**. For example, referring to rows **7** and **8** of play stream **510**, log times progress from t_0+6 to t_0+7; however, the corresponding content offsets progress, with respect to the start of TV program **27**, from (0)+3 to (0)+9. Had the media consumption from one sample to the next been continuous, one would expect that the second offset value (in row **8**) would have been (0)+4 rather than (0)+9. Therefore, a boundary between media consumption events can be deduced. Thus, rows **3** and **4** of List **560** indicate two consumption events with respect to the same piece of media content (TV program **27**). By contrast, row **1** and row **2** of Play Stream **510** are, on Play List **560**, collapsed into a single row (row **1**) because the content offset progression from row **1** to row **2** of Play Stream **510** suggests continuous consumption of the same piece of media content.

Referring to Play List **560**, the "end log time" of one event also defines the "start log time" of the next event. In other examples, particularly if continuous time is not assumed, a play list might be constructed using start log times that are different than the end log time of the previous consumption event.

Referring to Clean Play List With Deduced Actions **590**, it can be seen that a play list can be constructed that supplements the information in Play List **560** with information about the apparent actions of the audience member. Rows **2**, **4**, **6**, **8**, and **11** of List **590** include such information about deduced actions.

To the extent such play-altering actions occur within the same piece of content, audience member actions may be deduced without content sequence data for a particular channel. For example, referring to rows **2**, **3**, **4**, **5**, and **6**, of Play Stream **510**, the content offset values of rows **2** and **6** indicate advancing for one time unit within TV program **27** while no content ID (or corresponding offset value) is available for rows **3-5**. From this information, and the fact that log times of rows **3-5** together correspond to progression through three time units, it is reasonable to deduce that the audience member paused a media player for three time units from log time t_0+2 to log time t_0+5. That deduced action is recorded in row **2** of Play List **590**.

On the other hand, in other contexts, it may be necessary to refer to content sequence data for a particular channel to be sufficiently confident in deducing the details of an audience member's play-altering activity. For example, referring to Play Stream **510**, data in rows **15-17** indicate one or more consumption discontinuities in which a play-altering action appears to have crossed a content boundary. Row **15** indicates consumption of the beginning of ad**23**; row **16** indicates no identified content, and row **17** indicates consumption of ad**24** from a point two time units after the beginning of that ad. From this information alone, it is difficult or impossible to determine how much play-altering activity occurred and whether any content pieces were skipped altogether. However, content sequence data for an identified channel may be used to supplement the information gap. Data **570** lists content sequence data for a channel identified as "TV C**4**." "TV C**4**" may be identified during a method portion such as step **211** of process **200** of FIG. **2** as previously described. Channel data may be searched that includes the content identified in Play Stream **510** or Play List **560**. A channel whose content sequence matches or closely matches content on such a stream or play list may be identified as the channel that delivered the consumed content. In this case, Play Stream **510** and Play List **560** include content associated with the following IDs: TV program **27**, ad**23**, ad**25**, and TV program **28**. Because channel data for "TV C**4**" indicates a sequence of: TV program **27**, ad**23**, ad**24**, ad**25**, and TV program **28**, for purposes of this example, it can reasonably be assumed that the media depicted on Stream **510**, List **560**, and List **590** was originally delivered to the relevant media player by channel "TV C**4**." In real world contexts, however, it is quite possible that more data would have to be obtained (e.g. a matching more entries on a play list entries against a longer series of content sequence data of a channel) in order to be reasonably confident that the channel has been correctly identified. The amount of data matched in the illustrated example has been chosen primarily for ease of illustration.

Sequence Data **570** for channel TV C**4** indicates that ad**23** as broadcast lasted three time units (see row **2**), ad**25** as broadcast lasted three time units (see row **4**), and between ad**23** and ad**25**, another ad, ad**24**, was broadcast and lasted three time units. From this information, and the information in either Play Stream **510** or Play list **560**, it can be deduced that the audience member heard the very beginning of ad**23**, but then fast forwarded seven time units (during the span of 1 time unit based on the log time data) to just past the beginning of ad**25**. This deduced action is recorded in row **11** of List **590**.

It should be noted that, to the extent actions take less than a single time unit, rows may be added to List **590** relative to List **560** to record such actions. For example, referring to row **4** of List **590**, because no log time elapsed between the end of the event in row **3** and the beginning of the event in row **5**, row **4** has been added showing the "skip forward 5 units." That the user "skipped" forward rather than "fast" forwarded can be

deduced from the fact that while there is no content ID gap between rows **3** and **4** of List **560**, there is a gap in the content offset times for those rows. Thus, though the log times and content ID alone suggest continuous consumption, the gap in offset times suggests a "skip" forward that took the same or less time than the length of a single time unit.

Those skilled in the art will recognize that the method aspects just described in the context of generating and using Stream **510**, List **560**, Data **570**, and List With Deduced Actions **590** reflect just one example of how play-altering actions might be deduced using systems and methods consistent with those of the present invention. To cite but one example, rather than explicitly generate a play list, mathematical representations of play stream data and content sequence data may be used to identify discontinuities and deduce play-altering activities. To cite but one other example, play-altering might be deduced from a pre-generated play list including content offset data without needing to analyzing play stream data from which the play list was generated.

FIG. **6** illustrates timeline structure for data samples generated by system and methods such as module **121** of FIG. **1** and steps **201** and **206** of FIG. **2**.

As illustrated, sample set **600** reflects a division of audio data into sixteen samples, three of which are selected for analysis. The samples selected for recognition analysis are referenced generally as the "n_0^{th}," n_1^{th}," and "n_2^{th}" samples. Samples between the selected samples are not separately numbered, but are marked off between vertical lines along the horizontal length of timelines structure **600** as illustrated. Each sample has a sample time window length "i." Furthermore, the sample set has varying "resolutions" including r_0=⅕ between the n_0^{th} and n_1^{th} samples and r_1=1/10 between the n_1^{th} and the n_2^{th} samples. In other words, "resolution" here refers to the portion of samples being selected during a period of time. In the present example, a process portion such as steps **201** and **206** of process **200** of FIG. **2** has, based on the identification results of the n_0^{th} and n_1^{th} samples, adjusted the resolution from ⅕ to 1/10. This could occur, for example, as previously described, because the n_0^{th} and n_1^{th} samples match the same content ID and process **200** determines that the likelihood that the next selected sample using a resolution of ⅕ would also match justifies decreasing the resolution to 1/10 so that the next sample selected for analysis is the n_2^{th}. However, if the n_2^{th} sample does not match the n_1^{th} sample, then process **200** can make a backtrack decision and go back in the series of samples to select, for example, the $(n_1+6)^{th}$ sample for content recognition analysis in order to pinpoint more closely where in the play stream the content change occurred. The order in which samples are selected for analysis in this example is illustrated by arrows **1**, **2**, and **3** in FIG. **6**.

Although not illustrated in FIG. **6**, as previously described, steps **201** and **206** of method **200** can also determine based on identification results the time window length can be adjusted. In the context of FIG. **6**, this would correspond to changing the value of "i," the time window length of a particular sample.

FIG. **7** shows an example of a computer system **700** that may be used to execute instruction code contained in a computer program product **760** in accordance with an embodiment of the present invention. Computer program product **760** comprises executable code in an electronically readable medium that may instruct one or more computers such as computer system **700** to perform processing that implements the system **100** of FIG. **1** and/or accomplishes the exemplary method **200** of FIG. **2**. The electronically readable medium may be any medium that either stores or carries electronic signals (including signals referred to as electrical signals and signals referred to as electromagnetic signals) and may be accessed locally or remotely, for example via a network connection. The executable instruction code in an electronically readable medium directs the illustrated computer system **700** to carry out various exemplary tasks described herein. The executable code for directing the carrying out of tasks described herein would be typically realized in software. However, it will be appreciated by those skilled in the art, that computers might utilize code realized in hardware to perform many or all of the identified tasks without departing from the present invention. Those skilled in the art will understand that many variations on executable code may be found that implement exemplary methods within the spirit and the scope of the present invention.

The code or a copy of the code contained in computer program product **760** may be stored in memory **710** for execution by processor **720**. Computer system **700** also includes I/O subsystem **730** and peripheral devices **740**. I/O subsystem **730**, peripheral devices **740**, processor **720**, and memory **710** are coupled via bus **750**.

Those skilled in the art will appreciate computer system **700** illustrates just one example of a system in which a computer program product in accordance with an embodiment of the present invention may be implemented. To cite but one example of an alternative embodiment, execution of instructions contained in a computer program product in accordance with an embodiment of the present invention may be distributed over multiple computers, such as, for example, over the computers of a distributed computing network.

Although particular embodiments have been described in detail and certain variants have been noted, various other modifications to the embodiments described herein may be made without departing from the spirit and scope of the present invention. Thus, the invention is limited only by the appended claims.

What is claimed is:

1. A media measurement method comprising:

using one or more computers to generate a play stream of content identification results corresponding to a sequence of data samples, the data samples comprising representations of audio data captured at a media monitoring device, wherein content identifiers of the play stream's content identification results are obtained by using corresponding data samples to search a computerized database of known content; and

in response to obtaining the content identifiers, using one or more computers to utilize a sequential order of at least two different obtained content identifiers in the play stream to identify a channel corresponding to the data samples, the at least two different obtained content identifiers identifying different media content items.

2. The method of claim **1** further comprising:

converting a raw play stream to a format usable for searching channel data to identify a channel to associate with content of the raw play stream.

3. The method of claim **2** wherein the raw play stream is converted to a play list.

4. The method of claim **2** wherein the raw play stream is converted to a mathematical representation of the raw play stream.

5. The method of claim **1** wherein using one or more computers to utilize a sequential order of at least two different obtained content identifiers in the play stream to identify a channel corresponding to the data samples comprises searching channel information that includes a plurality of channel types including at least a broadcast media channel type and a non-broadcast playable media channel type.

6. A computer program product in a non-transitory computer readable medium comprising instructions executable by one or more processors of one or more computers, the instructions comprising instructions for:

generating a play stream of content identification results corresponding to a sequence of data samples, the data samples comprising representations of audio data captured at a media monitoring device, wherein content identifiers of the play stream's content identification results are obtained by using corresponding data samples to search a computerized database of known content; and

in response to obtaining the content identifiers, utilizing a sequential order of at least two different obtained content identifiers in the play stream to identify a channel corresponding to the data samples, the at least two different obtained content identifiers identifying different media content items.

7. The computer program product of claim 6 wherein the instructions include instructions for converting a raw play stream to a format usable for searching channel data to identify a channel to associate with content of the raw play stream.

8. The computer program product of claim 7 wherein the instructions include instructions for converting the raw play stream to a play list.

9. The computer program product of claim 6 wherein utilizing an order of at least two different obtained content identifiers in the play stream to identify a channel corresponding to the data samples comprises searching channel information that includes a plurality of channel types including at least a broadcast media channel type and a non-broadcast playable media channel type.

10. A computer system comprising one or more computers configured by computer code stored in the one or more computers, the computer code comprising instruction executable by one or more processors of the one or more computers, the instructions comprising instructions for:

generating a play stream of content identification results corresponding to a sequence of data samples, the data samples comprising representations of audio data captured at a media monitoring device, wherein content identifiers of the play stream's content identification results are obtained by using corresponding data samples to search a computerized database of known content; and

in response to obtaining the content identifiers, utilizing a sequential order of at least two different obtained content identifiers in the play stream to identify a channel corresponding to the data samples, the at least two different obtained content identifiers identifying different media content items.

11. The computer system of claim 10 wherein the instructions include instructions for converting a raw play stream to a format usable for searching channel data to identify a channel to associate with content of the raw play stream.

12. The computer system of claim 11 wherein the instructions include instructions for converting the raw play stream to a play list.

13. The computer system of claim 10 wherein utilizing an order of at least two different obtained content identifiers in the play stream to identify a channel corresponding to the data samples comprises searching channel information that includes a plurality of channel types including at least a broadcast media channel type and a non-broadcast playable media channel type.

* * * * *