US008849469B2

(12) **United States Patent**
**Belady et al.**

(10) **Patent No.: US 8,849,469 B2**
(45) **Date of Patent: Sep. 30, 2014**

(54) **DATA CENTER SYSTEM THAT ACCOMMODATES EPISODIC COMPUTATION**

(75) Inventors: **Christian L. Belady**, Mercer Island, WA (US); **James R. Larus**, Mercer Island, WA (US); **Danny A. Reed**, Redmond, WA (US); **Christian H. Borgs**, Boston, MA (US); **Jennifer Tour Chayes**, Boston, MA (US); **Ilan Lobel**, New York, NY (US); **Ishai Menache**, Cambridge, MA (US); **Hamid Nazerzadeh**, Cambridge, MA (US); **Navendu Jain**, Bellevue, WA (US)

(73) Assignee: **Microsoft Corporation**, Redmond, WA (US)

( * ) Notice: Subject to any disclaimer, the term of this patent is extended or adjusted under 35 U.S.C. 154(b) by 0 days.

(21) Appl. No.: **12/913,763**

(22) Filed: **Oct. 28, 2010**

(65) **Prior Publication Data**

US 2012/0109705 A1 May 3, 2012

(51) **Int. Cl.**

| | |
|---|---|
| ***G05D 17/00*** | (2006.01) |
| ***G06Q 10/06*** | (2012.01) |
| ***G06Q 50/06*** | (2012.01) |
| ***G06Q 30/02*** | (2012.01) |
| ***G06Q 40/04*** | (2012.01) |
| ***G06F 9/50*** | (2006.01) |
| ***G06Q 30/04*** | (2012.01) |
| ***H02J 3/00*** | (2006.01) |

(52) **U.S. Cl.**

CPC .... ***G06Q 10/06312*** (2013.01); ***G06Q 10/06315*** (2013.01); ***G06Q 50/06*** (2013.01); ***G06Q 30/0283*** (2013.01); *Y04S 10/58* (2013.01); ***G06Q 40/04*** (2013.01); ***G06F 9/5094*** (2013.01); ***G06Q 30/04*** (2013.01); *Y04S 50/14* (2013.01); *Y04S 50/12* (2013.01); ***H02J 3/008*** (2013.01)

USPC ..... **700/291**; 700/293; 700/297; 705/7.39; 705/7.37

(58) **Field of Classification Search**

None

See application file for complete search history.

(56) **References Cited**

U.S. PATENT DOCUMENTS

| | | | |
|---|---|---|---|
| 5,576,700 | A | 11/1996 | Davis et al. |
| 6,263,315 | B1 | 7/2001 | Talluri |

(Continued)

FOREIGN PATENT DOCUMENTS

| | | |
|---|---|---|
| JP | 2003-162591 | 6/2003 |
| JP | 2007-249470 | 9/2007 |

(Continued)

OTHER PUBLICATIONS

Gmach, D.; Rolia, J.; Bash, C.; Yuan Chen; Christian, T.; Shah, A.; Sharma, R.; Zhikui Wang, "Capacity planning and power management to exploit sustainable energy," Network and Service Management (CNSM), 2010 International Conference on , vol., No., pp. 96,103, Oct. 25-29, 2010.*

(Continued)

*Primary Examiner* — Gurkanwaljit Singh

(74) *Attorney, Agent, or Firm* — Steve Wight; Judy Yee; Micky Minhas

(57) **ABSTRACT**

A data center system is described which includes multiple data centers powered by multiple power sources, including any combination of renewable power sources and on-grid utility power sources. The data center system also includes a management system for managing execution of computational tasks by moving data components associated with the computational tasks within the data center system, in lieu of, or in addition to, moving power itself. The movement of data components can involve performing pre-computation or delayed computation on data components within any data center, as well as moving data components between data centers. The management system also includes a price determination module for determining prices for performing the computational tasks based on different pricing models. The data center system also includes a "stripped down" architecture to complement its use in the above-summarized data-centric environment.

**29 Claims, 13 Drawing Sheets**

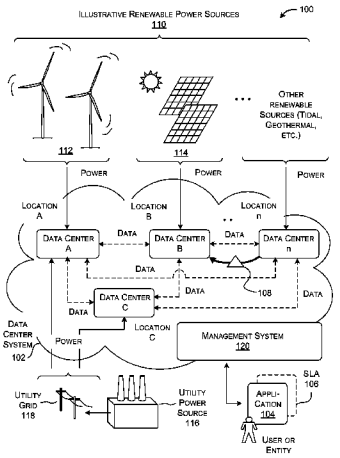

(56) **References Cited**

U.S. PATENT DOCUMENTS

| | | | | |
|---|---|---|---|---|
| 6,452,289 | B1 | 9/2002 | Lansberry | |
| 6,795,928 | B2 | 9/2004 | Bradley et al. | |
| 7,110,913 | B2 | 9/2006 | Monroe et al. | |
| 7,111,061 | B2 | 9/2006 | Leighton et al. | |
| 7,127,625 | B2 | 10/2006 | Farkas et al. | |
| 7,135,956 | B2 | 11/2006 | Bartone et al. | |
| 7,136,830 | B1 | 11/2006 | Kuelbs et al. | |
| 7,272,735 | B2 | 9/2007 | Fung | |
| 7,318,154 | B2 | 1/2008 | Tehee | |
| 7,321,221 | B2 | 1/2008 | Bucker et al. | |
| 7,350,186 | B2 | 3/2008 | Coleman et al. | |
| 7,365,973 | B2 | 4/2008 | Rasmussen et al. | |
| 7,373,268 | B1 | 5/2008 | Viredaz et al. | |
| 7,379,884 | B2 | 5/2008 | Barsness | |
| 7,437,730 | B2 | 10/2008 | Goyal | |
| 7,484,111 | B2 | 1/2009 | Fung | |
| 7,500,001 | B2 | 3/2009 | Tameshige et al. | |
| 7,525,207 | B2 | 4/2009 | Clidaras | |
| 7,551,130 | B2 | 6/2009 | Altenschulte | |
| 7,552,350 | B2 | 6/2009 | Fung | |
| 7,560,823 | B2 | 7/2009 | Schellings | |
| 7,606,719 | B2 | 10/2009 | Barsness | |
| 7,608,937 | B1 | 10/2009 | Altenschulte | |
| 7,711,587 | B2 | 5/2010 | De Marcken | |
| 7,797,563 | B1 | 9/2010 | Moll | |
| 7,820,321 | B2 | 10/2010 | Horne | |
| 7,881,057 | B2 | 2/2011 | Fink | |
| 7,923,965 | B2 | 4/2011 | Ritter | |
| 8,041,967 | B2 | 10/2011 | Belady et al. | |
| 8,080,898 | B2 | 12/2011 | Fukuhara | |
| 8,080,900 | B2 | 12/2011 | Corhodzic | |
| 8,082,454 | B2 | 12/2011 | Totten | |
| 8,164,897 | B2 | 4/2012 | Graybill | |
| 8,189,561 | B2 | 5/2012 | Karaoguz et al. | |
| 8,225,119 | B2 | 7/2012 | Jain | |
| 8,458,011 | B2 | 6/2013 | Al-Dawsari et al. | |
| 2002/0004913 | A1 | 1/2002 | Fung | |
| 2002/0152305 | A1 | 10/2002 | Jackson et al. | |
| 2003/0079151 | A1 | 4/2003 | Bohrer | |
| 2003/0115495 | A1 | 6/2003 | Rawson, III | |
| 2003/0193777 | A1 | 10/2003 | Friedrich et al. | |
| 2003/0196126 | A1 | 10/2003 | Fung | |
| 2004/0177057 | A1 | 9/2004 | Fairchild et al. | |
| 2005/0132051 | A1 | 6/2005 | Hill | |
| 2005/0190912 | A1 | 9/2005 | Hopkins et al. | |
| 2005/0193113 | A1 | 9/2005 | Kokusho | |
| 2005/0256952 | A1 | 11/2005 | Mouhanna et al. | |
| 2006/0036878 | A1 | 2/2006 | Rothman | |
| 2006/0041537 | A1 | 2/2006 | Ahmed | |
| 2006/0080213 | A1 | 4/2006 | Inoue | |
| 2006/0184287 | A1* | 8/2006 | Belady et al. | 700/291 |
| 2006/0277109 | A1 | 12/2006 | Kerth et al. | |
| 2007/0049133 | A1 | 3/2007 | Conroy | |
| 2007/0130341 | A1 | 6/2007 | Ma | |
| 2007/0250838 | A1 | 10/2007 | Belady et al. | |
| 2007/0294408 | A1 | 12/2007 | Jackson | |
| 2008/0030078 | A1 | 2/2008 | Whitted | |
| 2008/0049714 | A1 | 2/2008 | Commarford et al. | |
| 2008/0072090 | A1 | 3/2008 | O'Connor | |
| 2008/0141048 | A1 | 6/2008 | Palmer | |
| 2008/0201720 | A1 | 8/2008 | Betzler | |
| 2008/0234873 | A1 | 9/2008 | Gorbatov et al. | |
| 2008/0255899 | A1* | 10/2008 | McConnell et al. | 705/7 |
| 2008/0313101 | A1 | 12/2008 | Helander et al. | |
| 2009/0063122 | A1 | 3/2009 | Nasle | |
| 2009/0106571 | A1 | 4/2009 | Low et al. | |
| 2009/0119233 | A1 | 5/2009 | Dunagan et al. | |
| 2009/0228726 | A1* | 9/2009 | Malik et al. | 713/320 |
| 2009/0229194 | A1 | 9/2009 | Armillas | |
| 2009/0248854 | A1* | 10/2009 | Conway | 709/224 |
| 2009/0251860 | A1 | 10/2009 | Belady et al. | |
| 2009/0254660 | A1 | 10/2009 | Hanson | |
| 2009/0265568 | A1 | 10/2009 | Jackson | |
| 2009/0265704 | A1 | 10/2009 | Branda et al. | |
| 2009/0271046 | A1 | 10/2009 | Lewis | |
| 2009/0276771 | A1 | 11/2009 | Nickolov et al. | |
| 2009/0281846 | A1* | 11/2009 | Rose | 705/7 |
| 2009/0295167 | A1 | 12/2009 | Clidaras | |
| 2009/0319090 | A1* | 12/2009 | Dillon et al. | 700/291 |
| 2010/0020806 | A1 | 1/2010 | Vahdat et al. | |
| 2010/0037038 | A1 | 2/2010 | Bieswanger | |
| 2010/0049616 | A1 | 2/2010 | Hipsher | |
| 2010/0050172 | A1 | 2/2010 | Ferris | |
| 2010/0057641 | A1 | 3/2010 | Boss | |
| 2010/0058350 | A1 | 3/2010 | Boss | |
| 2010/0061250 | A1 | 3/2010 | Nugent et al. | |
| 2010/0088150 | A1 | 4/2010 | Mazhar et al. | |
| 2010/0088205 | A1 | 4/2010 | Robertson | |
| 2010/0100696 | A1 | 4/2010 | Suzuki | |
| 2010/0145801 | A1 | 6/2010 | Chekuri | |
| 2010/0191998 | A1* | 7/2010 | Moore | 713/340 |
| 2010/0218005 | A1 | 8/2010 | Jain et al. | |
| 2010/0218186 | A1 | 8/2010 | Wolfe et al. | |
| 2010/0228819 | A1 | 9/2010 | Wei | |
| 2010/0235903 | A1 | 9/2010 | Carter et al. | |
| 2010/0250358 | A1 | 9/2010 | Elkins, II et al. | |
| 2010/0306776 | A1 | 12/2010 | Greene | |
| 2010/0318454 | A1 | 12/2010 | Warncke et al. | |
| 2010/0319004 | A1 | 12/2010 | Hudson | |
| 2010/0333105 | A1 | 12/2010 | Horvitz et al. | |
| 2010/0333116 | A1 | 12/2010 | Prahlad | |
| 2011/0016214 | A1 | 1/2011 | Jackson | |
| 2011/0055034 | A1 | 3/2011 | Ferris et al. | |
| 2011/0099095 | A1* | 4/2011 | Moore et al. | 705/30 |
| 2011/0105015 | A1 | 5/2011 | Carlson | |
| 2011/0131309 | A1 | 6/2011 | Akiyama | |
| 2011/0161526 | A1 | 6/2011 | Ravindran | |
| 2011/0205949 | A1 | 8/2011 | Maenpaa et al. | |
| 2011/0208606 | A1 | 8/2011 | Hadar | |
| 2011/0231552 | A1 | 9/2011 | Carter et al. | |
| 2011/0240265 | A1 | 10/2011 | Dechene | |
| 2011/0278928 | A1 | 11/2011 | Burger et al. | |
| 2011/0282982 | A1 | 11/2011 | Jain | |
| 2011/0288898 | A1 | 11/2011 | Roe | |
| 2011/0296019 | A1 | 12/2011 | Ferris | |
| 2012/0016721 | A1 | 1/2012 | Weinman | |
| 2012/0030356 | A1 | 2/2012 | Fletcher | |
| 2012/0089726 | A1 | 4/2012 | Doddavula | |
| 2012/0095940 | A1 | 4/2012 | Borgs et al. | |
| 2012/0109705 | A1 | 5/2012 | Belady | |
| 2012/0115433 | A1 | 5/2012 | Young | |
| 2012/0130554 | A1 | 5/2012 | Jain et al. | |
| 2012/0158447 | A1 | 6/2012 | Jain et al. | |
| 2012/0259760 | A1 | 10/2012 | Sgouridis et al. | |
| 2012/0330711 | A1 | 12/2012 | Jain et al. | |
| 2012/0331113 | A1 | 12/2012 | Jain et al. | |

FOREIGN PATENT DOCUMENTS

| | | |
|---|---|---|
| JP | 2007-324956 | 12/2007 |
| KR | 1020090120704 | 11/2009 |
| WO | 2004/049157 | 6/2004 |
| WO | 2004/092971 | 10/2004 |
| WO | 2009/012451 | 1/2009 |
| WO | WO2009/012451 | 1/2009 |
| WO | 2010/010544 | 1/2010 |
| WO | WO2010/010544 | 1/2010 |

OTHER PUBLICATIONS

Garyfallos Giannakoudis, Athanasios I. Papadopoulos, Panos Seferlis, Spyros Voutetakis, Optimum design and operation under uncertainty of power systems using renewable energy sources and hydrogen storage, International Journal of Hydrogen Energy, vol. 35, Issue 3, Feb. 2010, pp. 872-891, ISSN 0360-3199.*

Kant, K., "Distributed Energy Adaptive Computing," Communications (ICC), 2010 IEEE International Conference on , vol., No., pp. 1,5, May 23-27, 2010.*

Chaver, D.; Rojas, M.A.; Pinuel, L.; Prieto, M.; Tirado, F.; Huang, M.C., "Energy-aware fetch mechanism: trace cache and BTB customization," Low Power Electronics and Design, 2005. ISLPED '05. Proceedings of the 2005 International Symposium on , vol., No., pp. 42,47, Aug. 8-10, 2005.*

(56) **References Cited**

OTHER PUBLICATIONS

Kant, K., "Power Control of High Speed Network Interconnects in Data Centers," INFOCOM Workshops 2009, IEEE , vol., No., pp. 1,6, Apr. 19-25, 2009.*
Verma, Akshat, et al. "Brownmap: Enforcing power budget in shared data centers." Middleware 2010. Springer Berlin Heidelberg, 2010. 42-63.*
Krishna Kant, Data center evolution: A tutorial on state of the art, issues, and challenges, Computer Networks, vol. 53, Issue 17, Dec. 3, 2009, pp. 2939-2965, ISSN 1389-1286.*
Cho, et al.; "Strategic Consumer Response to Dynamic Pricing of Perishable Products"; International Series in Operations Research & Management Science; vol. 131; Aug. 2008; pp. 435-458.
Dasu, S. et al.; "Dynamic pricing when consumers are strategic: Analysis of a posted pricing scheme"; European Journal of Operational Research; vol. 204, Issue 3; 2010; pp. 1-23.
Levin, Y. et al.; "Dynamic Pricing in the Presence of Strategic Consumers and Oligopolistic Competition"; Management Science; vol. 55, No. 1; Jan. 2009; pp. 32-46.
Levin, Y. et al.; "Optimal Dynamic Pricing of Perishable Items by a Monopolist Facing Strategic Consumers"; Production and Operations Management; 2009; 53 pages.
Rasmussen, N.; "Implementing Energy Efficient Data Centers"; White Paper #114; American Power Conversion; Retrieved at http://www.apcmedia.com/salestools/NRAN-6LXSHX_R0_EN.pdf; 2006; pp. 1-15.
Sweeting, A.; "Dynamic Pricing Behavior in Perishable Goods Markets: Evidence from Secondary Markets for Major League Baseball Tickets"; Duke University; Feb. 2010; pp. 1-65.
Wang, C. et al.; "Markdown Money Contracts for Perishable Goods with Clearance Pricing"; European Journal of Operational Research; vol. 196; 2009; pp. 1113-1122.
PCT Patent Application PCT/US2011/036364; International Search Report dated Dec. 23, 2011; 8 pages.
Bansal, N. et al.; "A Primal-Dual Randomized Algorithm for Weighted Paging"; Retrieved at <<http://www.cs.technion.ac.il/~nivb/papers/weighted-paging.pdf>>; 2007; pp. 11.
Bansal, N. et al.; "Randomized Competitive Algorithms for Generalized Caching"; Proceedings of the 40th Annual ACM Symposium on Theory of Computing; May 17-20, 2008; pp. 235-244.
Bansal, N. et al.; "Towards the Randomized k-Server Conjecture: A Primal-Dual Approach"; Proceedings of the 21st Annual ACM-SIAM Symposium on Discrete Algorithms; 2010; Society for Industrial and Applied Mathematics; Philadelphia, PA; pp. 40-55.
Bartal, Y. et al.; "A Polylog (N)-Competitive Algorithm for Metrical Task Systems"; Proceedings of the 29th Annual ACM Symposium on Theory of Computing; 1997; New York, NY; pp. 711-719.
Belady, C.; "In the Data Center, Power and Cooling Costs More Than the IT Equipment it Supports", Electronic Cooling; Feb. 1, 2007; pp. 6.
Borodin, A. et al.; "An Optimal On-Line Algorithm for Metrical Task System"; Journal of the ACM ; vol. 39, No. 4; Sep. 1992; pp. 745-763.
Borodin, et al., "Online Computation and Competitive Analysis", Cambridge University Press; New York, NY; 1998, pp. 6.
Buchbinder, N. et al.; "The Design of Competitive Online Algorithms Via a Primal:Dual Approach", Foundations and Trends in Theoretical Computer Science; vol. 3, Issue 2-3; Feb. 2009; pp. 93-263.
Butler, D; "France Unveils Carbon Tax", Nature; Sep. 15, 2009; pp. 4.
Fiat, A. et al.; "Better Algorithms for Unfair Metrical Task Systems and Applications"; Proceedings of the 32nd Annual ACM Symposium on Theory of Computing; 2000; New York, NY; pp. 725-734.
McGeehan, P.; "Heat Wave Report: 102 Degrees in Central Park"; The New York Times; Jul. 6, 2010; pp. 17.
Perry, M; "Australian Greens Propose A$23/ton Carbon Tax", Reuters; Jan. 29, 2010; pp. 2.
Pflueger, et al.; "Data Center Efficiency in the Scalable Enterprise"; Dell Power Solutions; Feb. 2007; pp. 8-14.
Qureshi, A. et al.; "Cutting the Electric Bill for Internet-Scale Systems"; Proceedings of the ACM SIGCOMM 2009 Conference on Data Communication; Aug. 17-21, 2009; New York, NY; pp. 123-134.
Sleator, D. et al.; "Amortized Efficiency of List Update and Paging Rules"; Communications of the ACM; vol. 28, Issue 2; Feb. 1985; pp. 202-208.
"Carbon Tax Center"; Retrieved at <<www.carbontax.org>>; Aug. 5, 2010; pp. 7.
"Windows Azure Platform"; Retrieved at <<http://www.azure.com>>; accessed on Aug. 5, 2010; pp. 2.
Buchbinder, et al., "Online Job-Migration for Reducing the Electricity Bill in the Cloud," retrieved at <<http://research.microsoft.com/en-us/um/people/navendu/infocom2011-tr.pdf>>, retrieved on Mar. 13, 2011, 12 pages.
Buchbinder, et al., "Online Job-Migration for Reducing the Electricity Bill in the Cloud," retrieved at <<http://research.microsoft.com/en-us/um/people/navendu/jobmigration-tr.pdf>>, retrieved on Mar. 13, 2011, 12 pages.
Borenstein, et al., "Dynamic Pricing, Advanced Metering, and Demand Response in Electricity Markets," retrieved at <<http://escholarship.org/uc/item/11w8d6m4.pdf>>, University of California Energy Institute, 2002, 102 pages.
"Data Center Efficiency in the Scalable Enterprise," retrieved at <<http://www.dell.com/downloads/global/power/ps1q07-20070210-CoverStory.pdf>>, reprinted from Dell Power Solutions, Feb. 2007, Dell Inc., 7 pages.
Dunn, David, "Data Center Energy Efficiency Through BCM," retrieved at <<http://www.datacenterknowledge.com/archives/2010/01/22/data-center-energy-efficiency-through-bcm/>>, Industry Perspectives, Jan. 2010, 7 pages.
Fan, et al., "Power Provisioning for a Warehouse-sized Computer ," retrieved at <<http://citeseerx.ist.psu.edu/viewdoc/download?doi=10.1.1.84.9052&rep=rep1&type=pdf>>, Proceedings of the ACM International Symposium on Computer Architecture, Jun. 2007, 11 pages.
Timmer, John, "Renewable Energy and the Future of the Datacenter," <<http://arstechnica.com/business/news/2008/05/renewable-energy-and-the-future-of-the-datacenter.ars>>, Arstechnica.com business news, May 2008, 2 pages.
Jiang, et al., "Enabling Autonomic Power-Aware Management of Instrumented Data Centers," retrieved from <<http://ieeexplore.ieee.org/stamp/stamp.jsp?arnumber=05160976>>, Proceedings of the 2009 IEEE International Symposium on Parallel & Distributed Processing, 2009, 8 pages.
Chase, et al., "Managing Energy and Server Resources in Hosting Centers," retrieved at <<http://cseweb.ucsd.edu/~vahdat/papers/muse-sosp01.pdf>>, Proceedings of the Eighteenth ACM Symposium on Operating Systems Principles, 2001, 14 pages.
Chen, et al., "Energy-Aware Server Provisioning and Load Dispatching for Connection-Intensive Internet Services," retrieved at <<http://research.microsoft.com/en-us/um/people/zhao/pubs/nsdi08_xiao.pdf>>, Proceedings of the 5th USENIX Symposium on Networked Systems Design and Implementation, 2008, 14 pages.
"ASG-Workload Optimization Suite for Comprehensive Workload Analysis and Forecasting," retrieved at <<http://www.asg.com/products/product_details.asp?code=WOS>>, retrieved on Mar. 13, 2011, Allen Systems Group, Inc. 2009, 1 page.
Li, et al., "Load Balancing for Multi-tiered Database Systems through Autonomic Placement of Materialized Views," abstract only, retrieved at <<http://www.computer.org/portal/web/csdl/doi/10.1109/ICDE.2006.87>>, 22nd International Conference on Data Engineering (ICDE'06), 2006, 1 page.
"PlateSpin Recon: Improve Consolidation Ratios," retrieved at <<http://www.novell.com/products/recon/consolidation_ratios.html>>, retrieved on Mar. 13, 2001, Novell, Inc., 3 pages.
"Zeus Launches Data Center Load Balancing Solution," retrieved at, <<http://www.continuitycentral.com/news03343.htm>>, 2007, Continuity Central, 1 page.
Bonvin, N. et al.; "Autonomic SLA-driven Provisioning for Cloud Applications"; 11th IEEE/ACM International Symposium on Cluster, Cloud and Grid Computing (CCGrid); May 23-26, 2011; Published online Feb. 2011; 10 pages.

(56) **References Cited**

OTHER PUBLICATIONS

Buyya, R. et al.; "Cloudbus Toolkit for Market-Oriented Cloud Computing"; Proceedings of the 1st International Conference on Cloud Computing; Oct. 11, 2009; pp. 24-44.
Grossman, R.L.; "The Case for Cloud Computing"; IT Professional; vol. 11, No. 2; Mar. 21, 2009; pp. 23-27.
Pauley, W.A.; "Cloud Provider Transparency: An Empirical Evaluation"; IEEE Security and Privacy; vol. 8, No. 6; Aug. 19, 2010; pp. 32-39.
Popa, R.A. et al.; "Enabling Security in Cloud Storage SLAs with CloudProof"; Microsoft Research Technical Report MSR-TR-2010-46; May 2010; pp. 1-12.
Zhang, Q.; "Cloud Computing: State-of-the-Art and Research Challenges"; Journal of Internet Services and Applications; vol. 1 (1); May 2010; Published online Apr. 20, 2010; pp. 7-18.
"About Vibes Interactive"; Vibes Interactive LLC; http://www.vibesinteractive.com/about_us.html; 2010; 2 pages.
"Consultants: How and Why Pay Per Performance Works (Part 2—Continuation from Last Post)"; Weblog posting published Apr. 4, 2010; http://bizrelationships.wordpress.com/2010/04/19/consultants-how-and-why-pay-per-performance-works-part-2-continuation-from-last-post; 5 pages.
"Sensible Cloud: What is an SLA?"; http://www.sensiblecloud.com/2010/11/what-is-sla/; Retrieved Mar. 24, 2011; 8 pages.
"Tout+Interactive"; Latest Publication Mar. 22, 2011; Earlier weblog entries published on Mar. 19, 2011; Mar. 18, 2011; Mar. 7, 2011; Mar. 6, 2011; and Nov. 29, 2010; http://toutinteractive.com/; 8 pages.
Bansal, N. et al.; "Metrical Task Systems and the k-Server Problem on HSTs"; Proceedings of the 37th International Colloquium on Automata, Languages and Programming; 2010; 12 pages.
Kahn, C.; "As power demand soars, grid holds up . . . so far"; Jul. 7, 2010; Associated Press; 1 page.
Rao, L. et al.; "Minimizing Electricity Cost: Optimization of Distributed Internet Data Centers in a Multi-Electricity-Market Environment"; INFOCOM; 2010; 9 pages.
Vazirani, V.; "Approximation Algorithms"; Springer; 2001; 396 pages.
"Carbon Dioxide Emissions from the Generation of Electric Power in the United States"; http://www.eia.gov/cneaf/electricity/page/co2_report/co2report.html; Jul. 2000.
"The Path to a Green Data Center," retrieved at <<http://www.hds.com/assets/pdf/the-path-to-a-green-data-center.pdf>>, Hitachi Data Systems and Brocade, Joint Solution Brief, Brocade Communications Systems, Inc., San Jose, CA, 2007, 8 pages.
Battles, et al., "Reducing Data Center Power Consumption through Efficient Storage," retrieved at <<http://partners.netapp.com/go/techontap/matl/reducing-datacenter-power.pdf>>, Network Appliance, Inc., Sunnyvale, CA, WP-7010-0207, Feb. 2007, 9 pages.
"Managing Energy Efficiency in the Data Center," retrieved at <<http://www.emc.com/collateral/emc-perspective/h4390-manage-energy-ep.pdf>>, EMC Corporation, Hopkinton, MA, 2008, 6 pages.
"Leading the Evolution of the Data Center," retrieved at <<http://www.brocade.com/downloads/documents/brochures/Leading_the_Evolution_of_the_Data_Center_BR_00.pdf>>, Brocade Communications Systems, Inc., San Jose, CA, 2008, 8 pages.
Harrison, Andrew, "Symantec Energy Efficient Data Center Solutions," retrieved at <<http://m.softchoice.com/files/pdf/about/sustain-enable/Symantec.energy_efficient_data_center_solutions.pdf>>, Symantec Corporation, Cupertino, CA, Jan. 12, 2008, 15 pages.
Chatwin, R.E.; "Optimal Dynamic Pricing of Perishable Products with Stochastic Demand and a Finite Set of Prices"; European Journal of Operational Research 125 (2000); Aug. 1, 1997; pp. 149-174.
Ardagna, "SLA Based Profit Optimization in Multi-Tier Systems", Proceedings of the 4th IEEE International Symposium on Network Computing and Applications, Jul. 27-29, 2005.
Beloglazov, "Energy Efficient Resource Management in Virtualized Cloud Data Centers", Proceedings of the 10th IEEE/ACM International Conference on Cluster, Cloud and Grid Computing, May 17-20, 2010.
Clark, "Live Migration of Virtual Machines", Proceedings of the 2nd ACM/USENIX Symposium on Networked Systems Design and Implementation, May 2005.
Jain, "An Optimization Framework for Dynamic Client-Server Partitioning in the IMA Application", Apr. 16, 2010.
Karve, "Dynamic Placement for Clustered Web Applications", Proceedings of the 15th International World Wide Web Conference, May 22, 26, 2006.
Liu, "GreenCloud: A New Architecture for Green Data Center", Proceedings of the 6th International Conference on Autonomic Computing and Communications Industry Session, Jun. 16, 2009.
"Solar Chimney", Wikipedia, Published on or Before Feb. 27, 2005.
"Solar Updraft Tower", Wikipedia, Published on or Before Aug. 30, 2006.
PCT International Search Report and Written Opinion for Application No. PCT/US2012/042110, Reference 332636-02, Jan. 31, 2013.
Le, "Managing the Cost, Energy Consumption, and Carbon Footprint of Internet Services", Jun. 14, 2010.
Bianchini, "Power and Energy Management for Server Systems", Nov. 2004.
CN Notice on the First Office Action for Application No. 201080009556.7, Jul. 29, 2013.
EP Communication for Application No. 10744134.7-2211/2399183 PCT/US2010023253, Reference 26566.16, Nov. 14, 2012.
Felter, "A Performance-Conserving Approach for Reducing Peak Power Consumption in Server Systems", Jun. 2005.
Iranli, "System-Level Power Management: An Overview", The VLSI Handbook Second Edition, Dec. 2006.
JP Notice of Rejection for Application No. 2011-551110, Jul. 2, 2013.
PCT International Search Report and Written Opinion for Application No. PCT/US2010/023253, Reference 326861-03, Sep. 30, 2010.
Urgaonkar, "Dynamic Provisioning of Multi-tier Internet Applications", Proceedings of the 2nd International Conference on Autonomic Computing, Jun. 13-16, 2005.
USENIX, "Technical Sessions", 5th USENIX Symposium on Networked Systems Design and Implementation, Apr. 16-18, 2008.
Wang, "Feedback Control Algorithms for Power Management of Servers", Proceedings of the 3rd International Workshop on Feedback Control Implementation and Design in Computing Systems and Networks, Jun. 2008.
CN Notice on the Second Office Action for Application No. 201080009556.7, Dated Feb. 21, 2014; MS Ref. 326861.04.
CN Response to Second Office Action for Application No. 201080009556.7, Filed May 7, 2014; MS Ref. 326861.04.
EP Response to Rules 70(2) and 70a(2) EPC Communication for Application No. 10744134.7, Filed Jan. 30, 2013; MS Ref. 326861.05.
JP Second Office Action for Application No. 2011-551110, Dated Mar. 11, 2014, MS Ref. 326861.07.

* cited by examiner

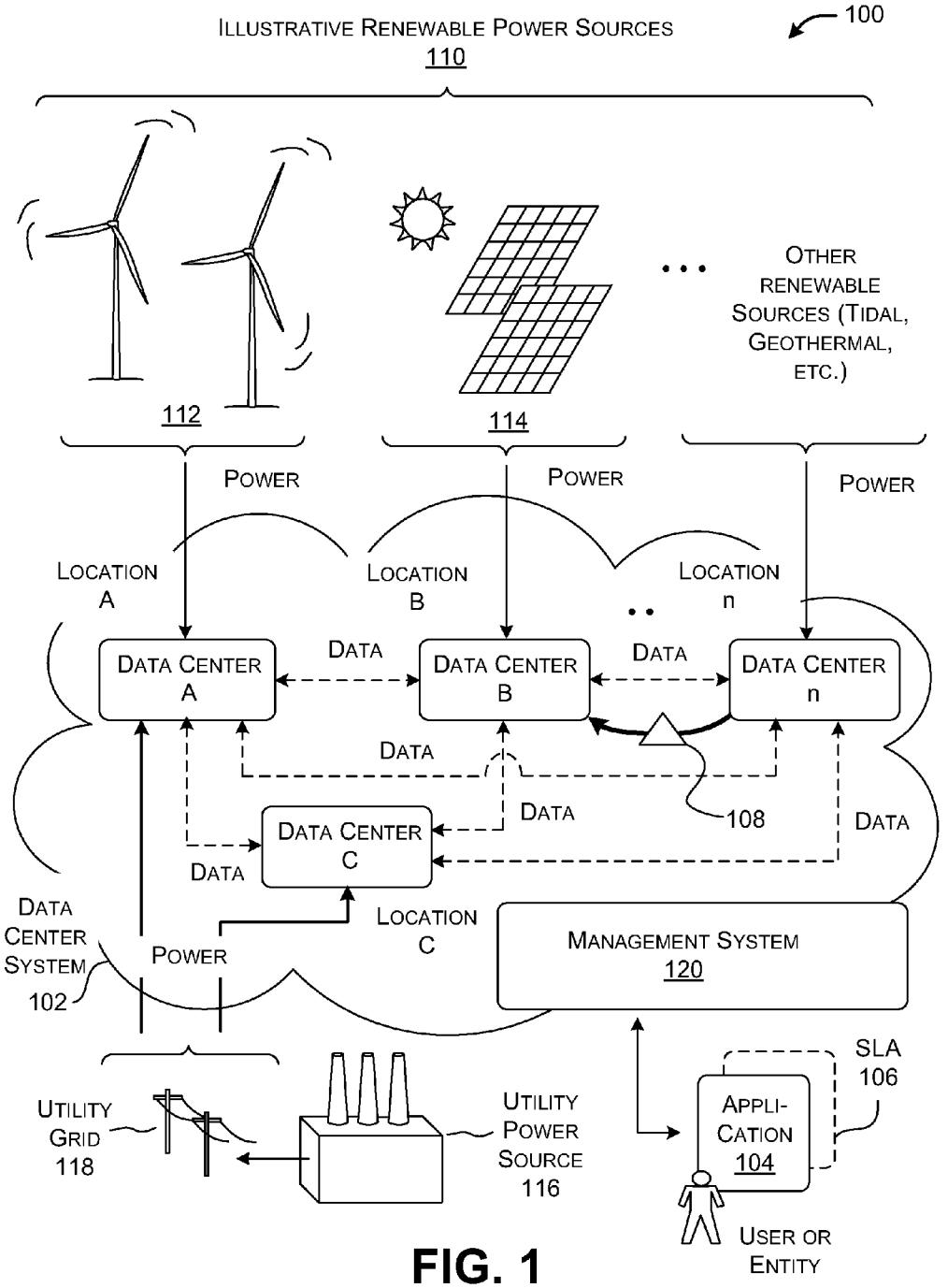
100
ILLUSTRATIVE RENEWABLE POWER SOURCES
110
112
114
OTHER RENEWABLE SOURCES (TIDAL, GEOTHERMAL, ETC.)
POWER
POWER
POWER
LOCATION A
LOCATION B
LOCATION n
DATA CENTER A
DATA CENTER B
DATA CENTER n
DATA
DATA
DATA
DATA
DATA
DATA
DATA CENTER C
108
DATA CENTER SYSTEM
102
POWER
LOCATION C
MANAGEMENT SYSTEM
120
SLA
106
UTILITY GRID
118
UTILITY POWER SOURCE
116
APPLI-CATION
104
USER OR ENTITY

FIG. 1

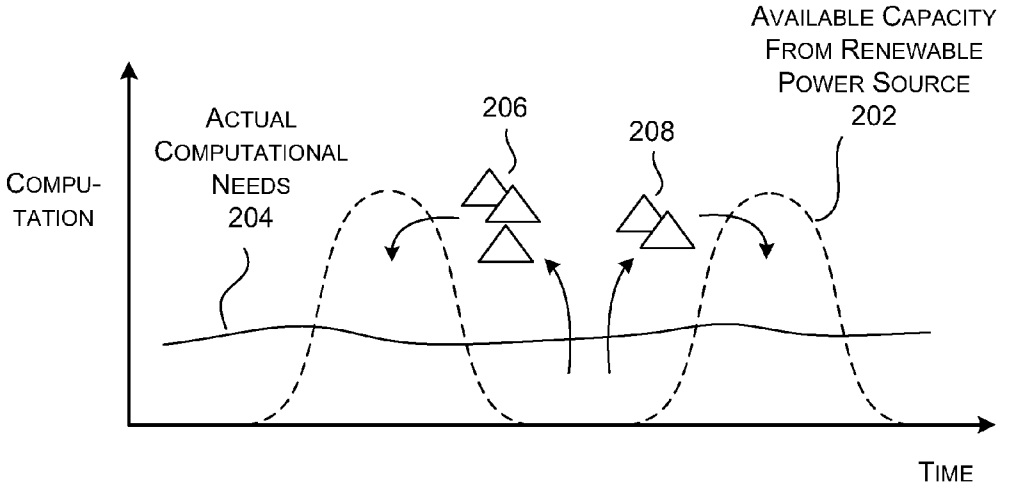
AVAILABLE CAPACITY
FROM RENEWABLE
POWER SOURCE
202
206
208
ACTUAL
COMPUTATIONAL
NEEDS
204
COMPU-
TATION
TIME

FIG. 2

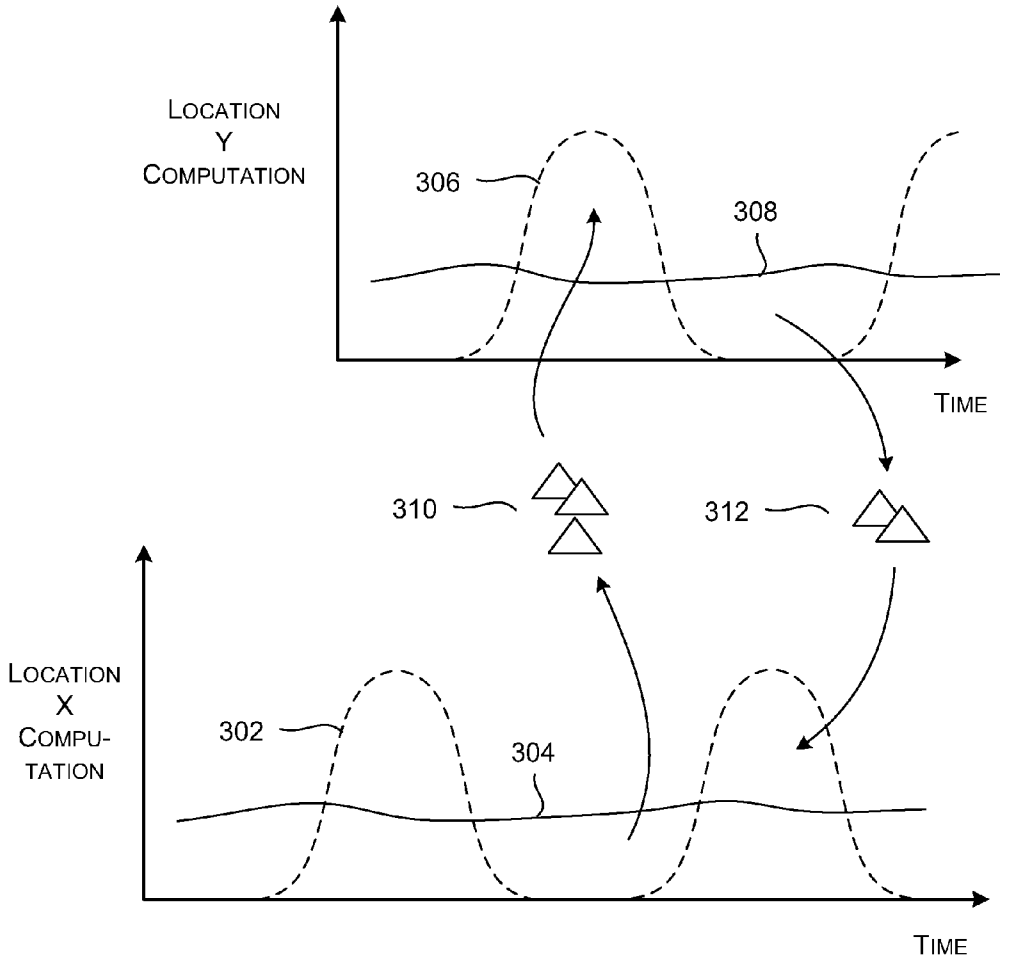
LOCATION
Y
COMPUTATION
306
308
TIME
310
312
LOCATION
X
COMPU-
TATION
302
304
TIME

FIG. 3

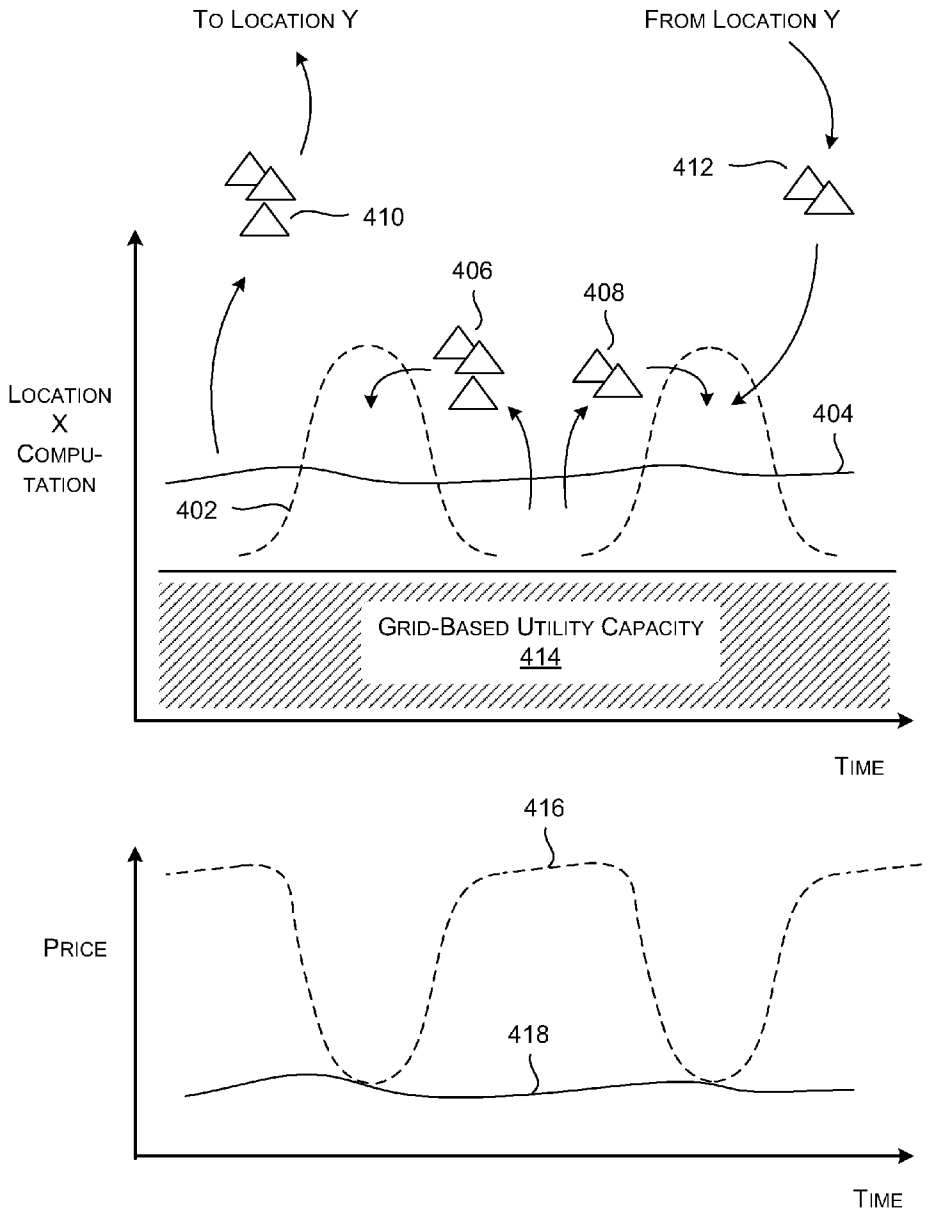
To Location Y
From Location Y
412
410
406
408
404
402
Location X Compu-tation
Grid-Based Utility Capacity
414
Time
416
Price
418
Time

FIG. 4

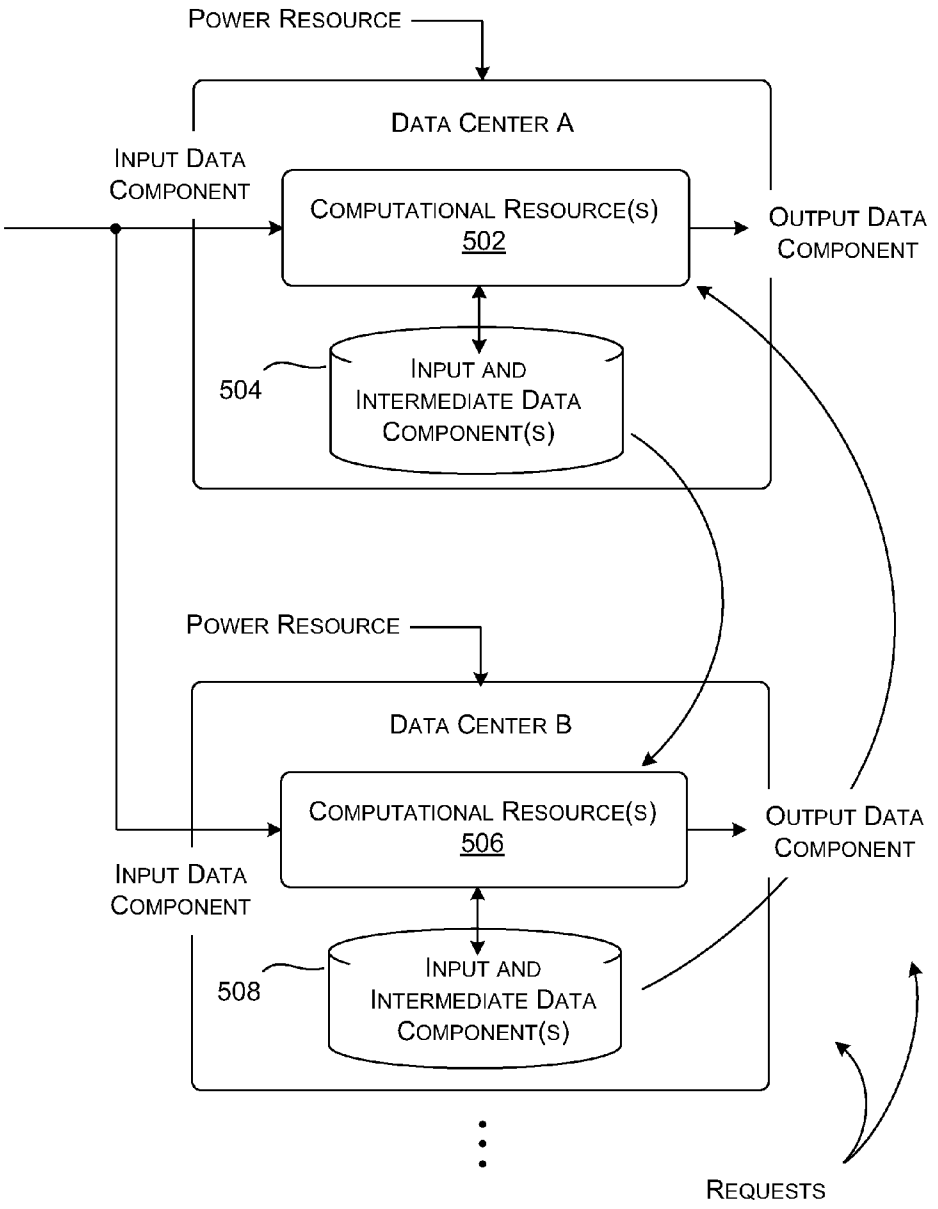
POWER RESOURCE
DATA CENTER A
INPUT DATA COMPONENT
COMPUTATIONAL RESOURCE(S) 502
OUTPUT DATA COMPONENT
504
INPUT AND INTERMEDIATE DATA COMPONENT(S)
POWER RESOURCE
DATA CENTER B
COMPUTATIONAL RESOURCE(S) 506
OUTPUT DATA COMPONENT
INPUT DATA COMPONENT
508
INPUT AND INTERMEDIATE DATA COMPONENT(S)
REQUESTS

FIG. 5

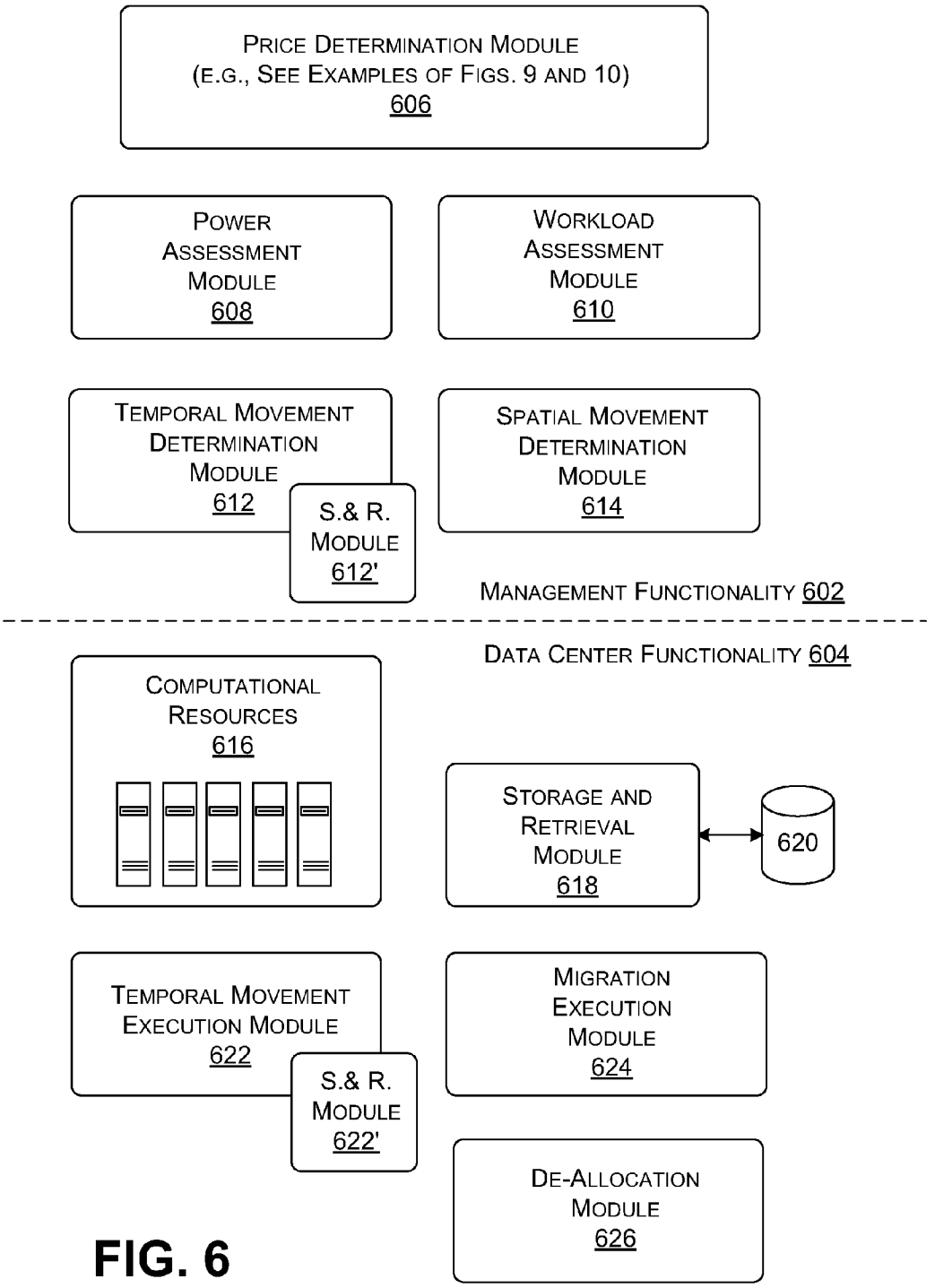
PRICE DETERMINATION MODULE
(E.G., SEE EXAMPLES OF FIGS. 9 AND 10)
606
POWER ASSESSMENT MODULE
608
WORKLOAD ASSESSMENT MODULE
610
TEMPORAL MOVEMENT DETERMINATION MODULE
612
S.& R. MODULE
612'
SPATIAL MOVEMENT DETERMINATION MODULE
614
MANAGEMENT FUNCTIONALITY 602
DATA CENTER FUNCTIONALITY 604
COMPUTATIONAL RESOURCES
616
STORAGE AND RETRIEVAL MODULE
618
620
TEMPORAL MOVEMENT EXECUTION MODULE
622
S.& R. MODULE
622'
MIGRATION EXECUTION MODULE
624
DE-ALLOCATION MODULE
626

FIG. 6

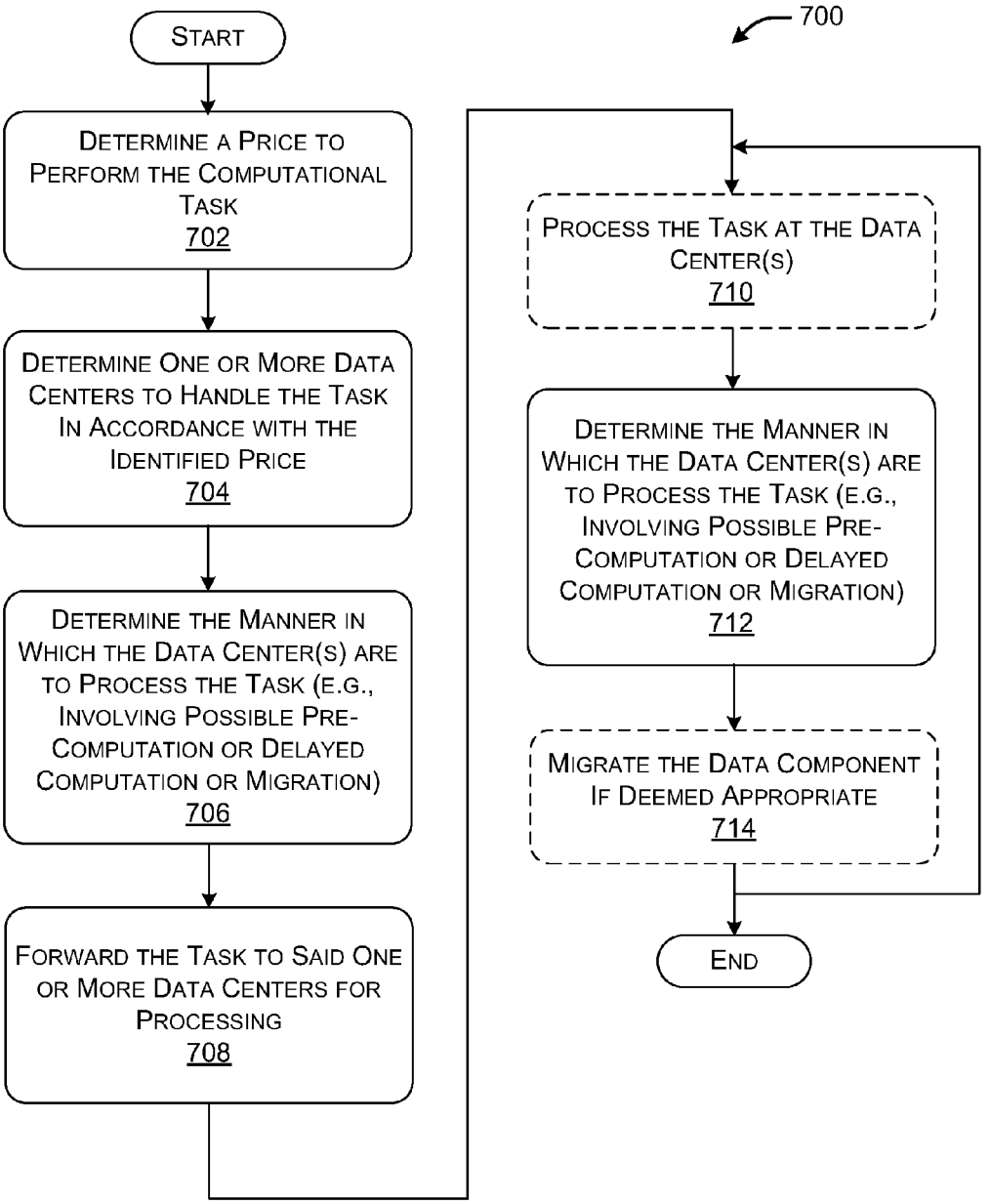
700
START
DETERMINE A PRICE TO PERFORM THE COMPUTATIONAL TASK
702
DETERMINE ONE OR MORE DATA CENTERS TO HANDLE THE TASK IN ACCORDANCE WITH THE IDENTIFIED PRICE
704
DETERMINE THE MANNER IN WHICH THE DATA CENTER(S) ARE TO PROCESS THE TASK (E.G., INVOLVING POSSIBLE PRE-COMPUTATION OR DELAYED COMPUTATION OR MIGRATION)
706
FORWARD THE TASK TO SAID ONE OR MORE DATA CENTERS FOR PROCESSING
708
PROCESS THE TASK AT THE DATA CENTER(S)
710
DETERMINE THE MANNER IN WHICH THE DATA CENTER(S) ARE TO PROCESS THE TASK (E.G., INVOLVING POSSIBLE PRE-COMPUTATION OR DELAYED COMPUTATION OR MIGRATION)
712
MIGRATE THE DATA COMPONENT IF DEEMED APPROPRIATE
714
END

FIG. 7

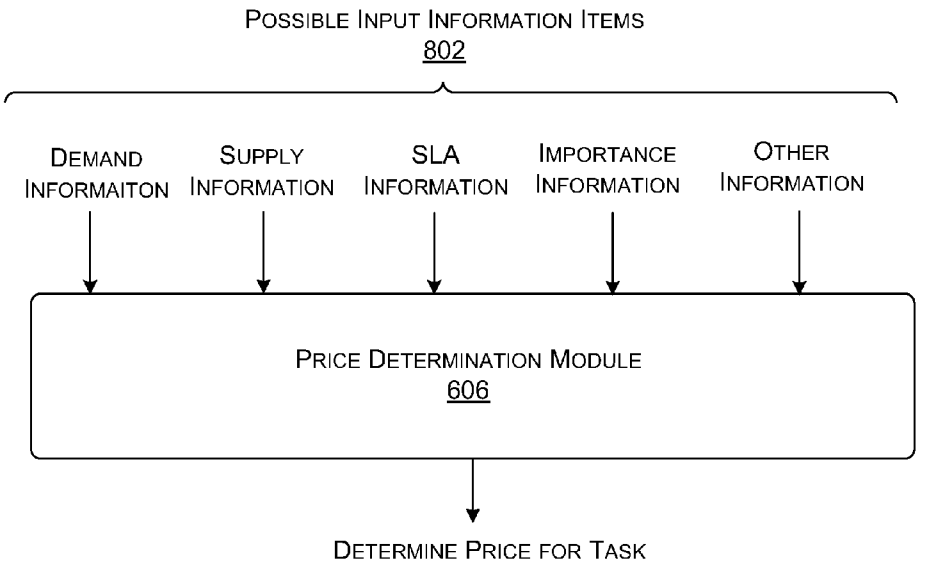
POSSIBLE INPUT INFORMATION ITEMS
802
DEMAND INFORMAITON
SUPPLY INFORMATION
SLA INFORMATION
IMPORTANCE INFORMATION
OTHER INFORMATION
PRICE DETERMINATION MODULE
606
DETERMINE PRICE FOR TASK

FIG. 8

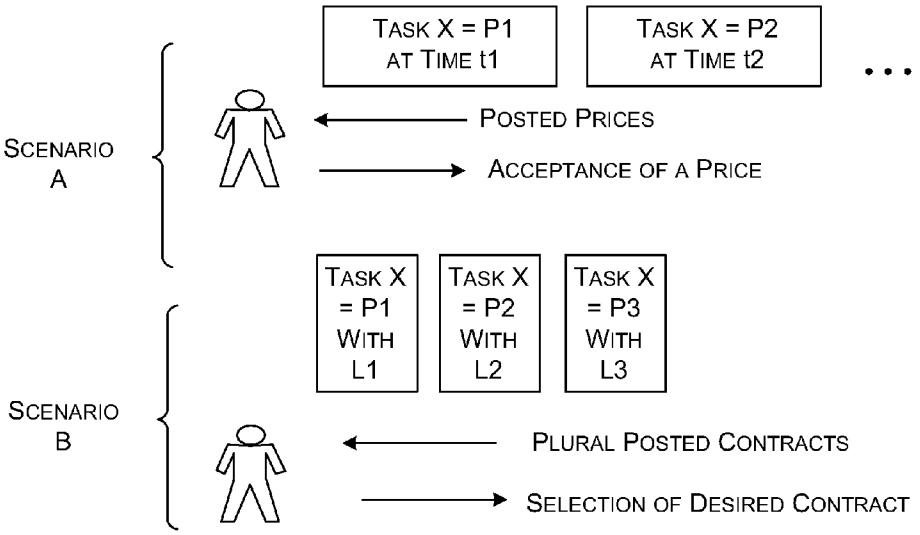
TASK X = P1 AT TIME t1
TASK X = P2 AT TIME t2
...
SCENARIO A
POSTED PRICES
ACCEPTANCE OF A PRICE
TASK X = P1 WITH L1
TASK X = P2 WITH L2
TASK X = P3 WITH L3
SCENARIO B
PLURAL POSTED CONTRACTS
SELECTION OF DESIRED CONTRACT

FIG. 9

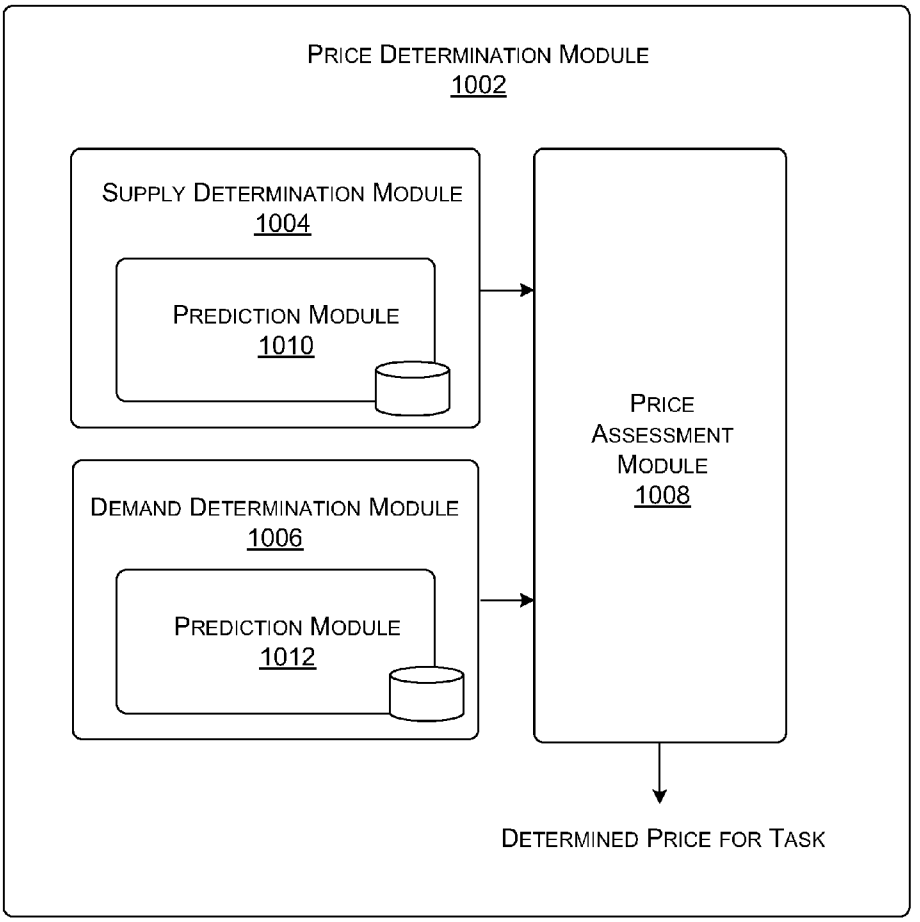
PRICE DETERMINATION MODULE
1002
SUPPLY DETERMINATION MODULE
1004
PREDICTION MODULE
1010
DEMAND DETERMINATION MODULE
1006
PREDICTION MODULE
1012
PRICE ASSESSMENT MODULE
1008
DETERMINED PRICE FOR TASK

FIG. 10

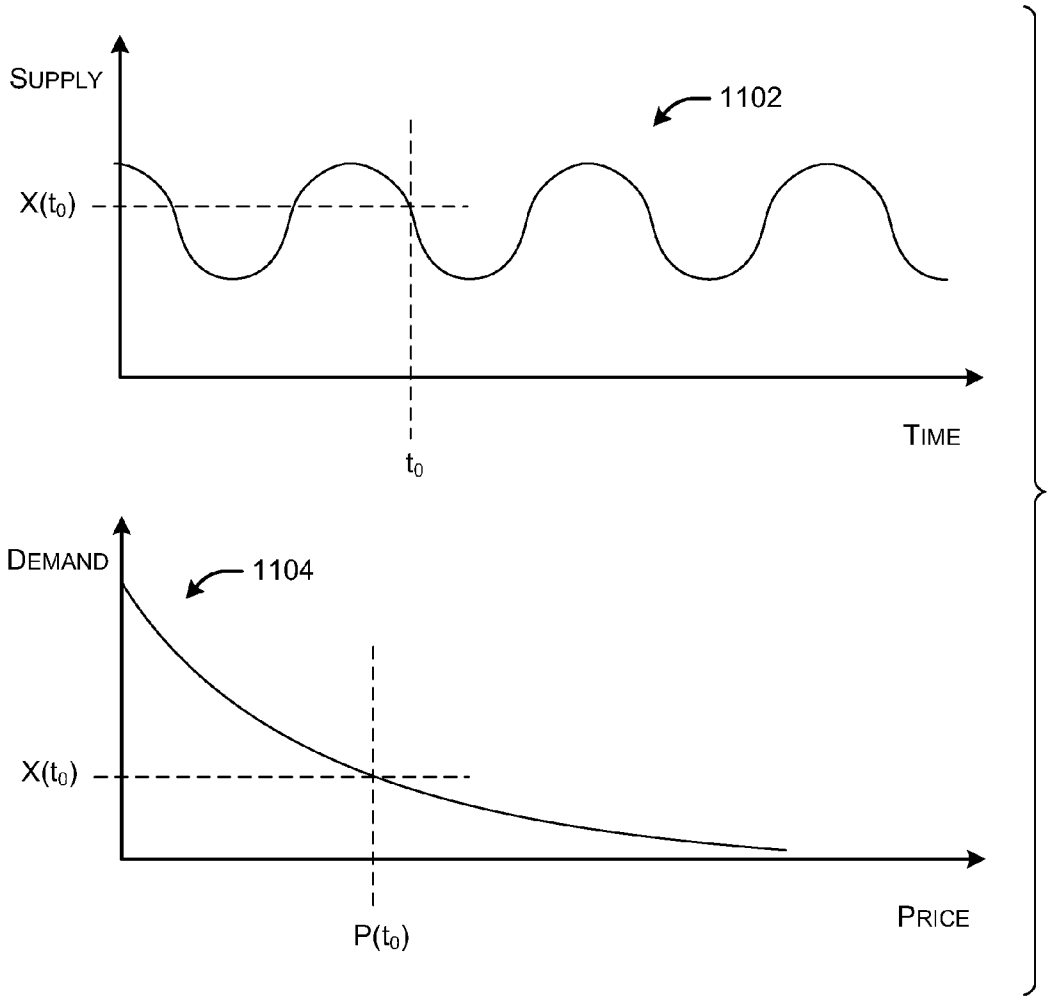


FIG. 11

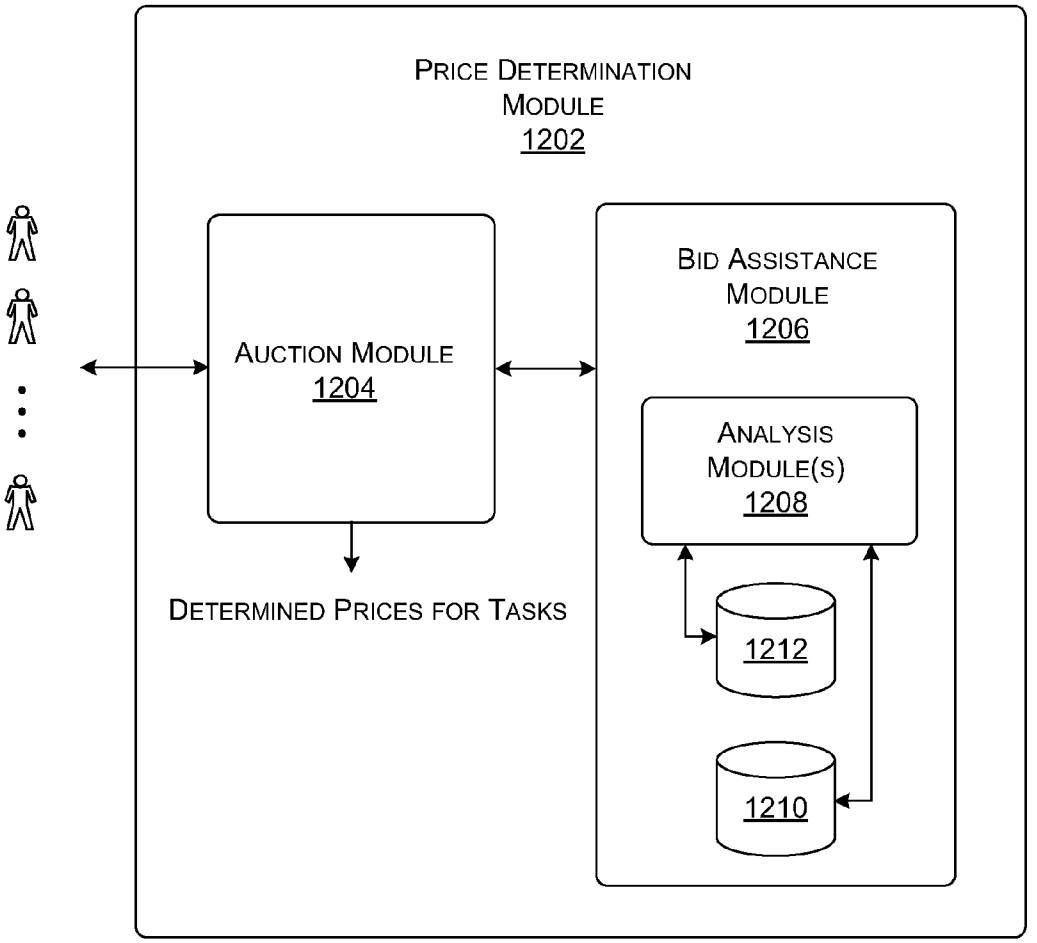
PRICE DETERMINATION MODULE
1202
AUCTION MODULE
1204
BID ASSISTANCE MODULE
1206
ANALYSIS MODULE(S)
1208
1212
1210
DETERMINED PRICES FOR TASKS

FIG. 12

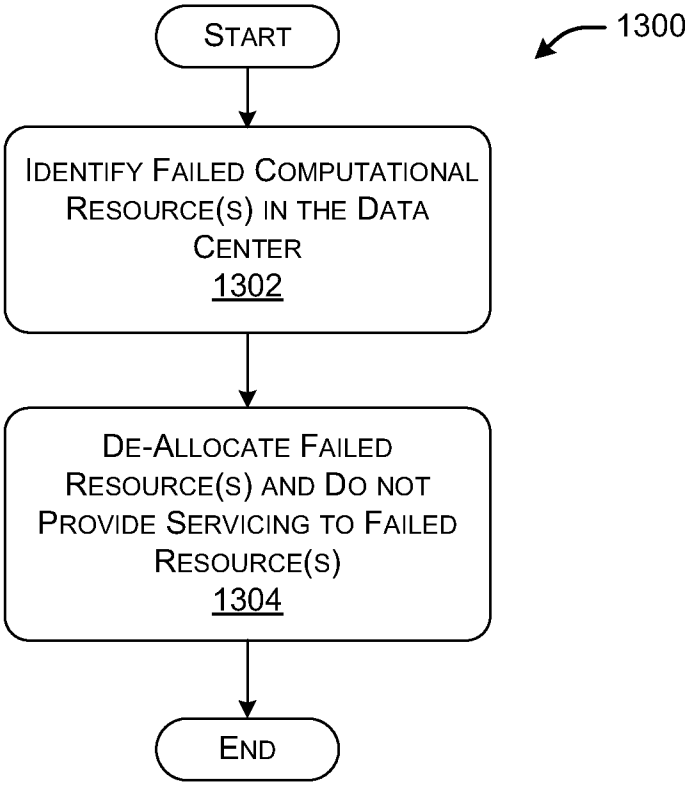
START
1300
IDENTIFY FAILED COMPUTATIONAL RESOURCE(S) IN THE DATA CENTER
1302
DE-ALLOCATE FAILED RESOURCE(S) AND DO NOT PROVIDE SERVICING TO FAILED RESOURCE(S)
1304
END

FIG. 13

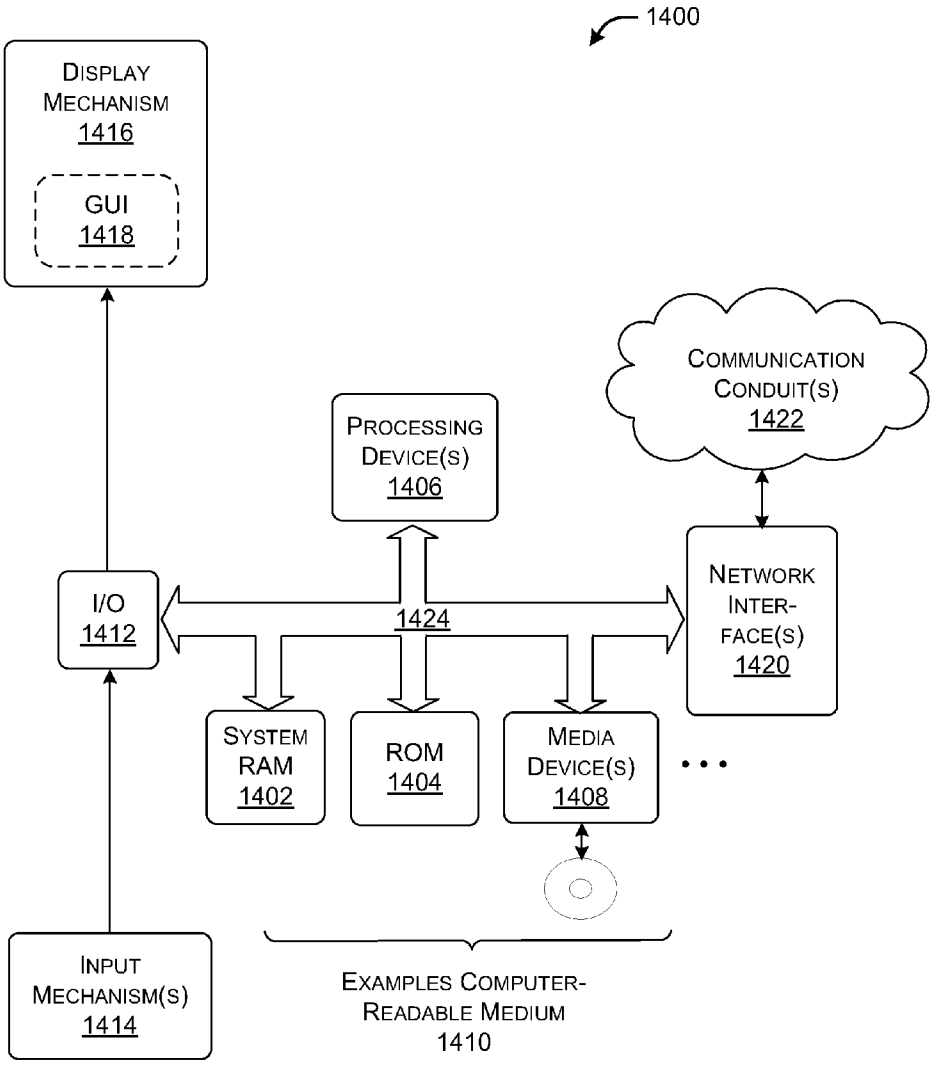
1400
DISPLAY MECHANISM 1416
GUI 1418
COMMUNICATION CONDUIT(S) 1422
PROCESSING DEVICE(S) 1406
I/O 1412
1424
NETWORK INTER-FACE(S) 1420
SYSTEM RAM 1402
ROM 1404
MEDIA DEVICE(S) 1408
INPUT MECHANISM(S) 1414
EXAMPLES COMPUTER-READABLE MEDIUM 1410

FIG. 14

# DATA CENTER SYSTEM THAT ACCOMMODATES EPISODIC COMPUTATION

## BACKGROUND

Data centers provide computational resources for executing applications. In one scenario, for example, an entity may instruct a data center to execute an application which it has developed. Further, the entity may specify a Service Level Agreement (SLA) which describes the particular manner in which the data center is requested to execute the application. The data center then executes the application on behalf of the entity, pursuant to the SLA, and returns the results of its computation to the entity. Typically the data center charges the entity a flat stated price for its services.

Present-day data centers receive all (or most) of their power from conventional utility power sources. The utility power sources deliver power to the data centers via an established power distribution infrastructure, commonly referred to as the power grid. As such, such utility power sources are referred to herein as on-grid power sources.

On-grid power sources have one or more shortcomings. First, on-grid power sources are expanding at a much slower rate than data center systems, and therefore will likely fail to fully meet the growing energy demands of these systems. Second, on-grid power sources are expensive and can be expected to markedly increase in cost over time. Moreover, governmental authorities can be expected to levy increasing "carbon taxes" on fossil fuels, increasing the costs of on-grid power sources which rely on these fuels. Third, on-grid power sources provide an expensive, invasive, and inefficient mechanism for delivering power to consuming entities. For example, the power distribution infrastructure typically uses various power transformation mechanisms in the delivery of power. These transformation mechanisms result in the loss of a certain percentage of power during distribution. Fourth, there are factors which limit the transfer power from one site to another. For instance, connectivity may not exist to transfer power from a first site (in which power is over-abundant) to a second site (in which power is lacking). And even if a connection exists, the transmission lines may place limits on the amount of power that can be transferred. These deficiencies are representative, rather than exhaustive; on-grid power sources may suffer from yet other shortcomings.

For these reasons, the utility companies and other actors have become increasingly interested in the prospect of renewable energy sources, such as wind power sources, solar power sources, etc. These renewable power sources are typically connected to the grid, where that grid has been historically associated with a conventional utility power source.

However, renewable power sources have their own respective shortcomings. Foremost, renewable power sources provide power which varies over time and location. In the terminology used herein, such power sources are said to be episodic. For example, a wind power source cannot provide power when the wind is not blowing and a solar power source cannot provide power when the sun is not shining. This characteristic is problematic for any entity which relies on these renewable power sources, such as utility entities and data centers. For instance, data center functionality attempts to deliver services to consuming entities in a timely fashion, whenever the consuming entities request the services. This goal is jeopardized by an episodic power source. Further, data center equipment is expensive, which means that is disadvantageous to leave part of the data center idle while adequate power is unavailable. Moreover, it is a time-consuming and



expensive task to turn data center equipment on and off to accommodate episodic power availability.

## SUMMARY

A data center system is described herein which includes plural data centers powered by plural power sources. The power sources can include any combination of renewable power sources (such as wind power sources, solar power sources, etc.) and traditional utility power sources. The renewable power sources may correspond to off-grid power sources (meaning that they are not connected to the grid) and/or on-grid power sources (meaning that they are connected to the grid). The data center system also includes a management system for managing execution of a plurality of computational tasks by the plurality of data centers. The computational tasks, in turn, include plural parts referred to as data components herein. The management system performs it operation by moving data components to the sites where power is available and cost-effective, in lieu of, or in addition to, moving power to the sites of computational need.

According to one illustrative aspect, the management system includes a temporal movement determination module that adjusts a time at which a data component, associated with a computational task, is to be performed within a data center. For example, the temporal movement determination module can move a data component that is originally designated to be performed at a time t to a time prior to the time t. In addition, or alternatively, the temporal movement determination module can move a data component that is originally designated to be performed at a time t to a time after the time t. In addition, or alternatively, the temporal movement determination module can suspend the execution of a data component, and then later resume the execution of the data component.

According to another illustrative aspect, the management system includes a spatial movement determination module that moves a data component from a first data center to a second data center, or, more generally, moves the data component from a first location to a second location (within the same data center or between data centers). In one implementation, the spatial movement determination module is configured to move the data component based on consideration of, potentially, multiple factors, such as the processing costs associated with executing the data component using different data centers, etc.

According to another illustrative aspect, the management system is configured to manage the execution of a plurality of computational tasks based on an information inventory paradigm. In this approach, for each computational task, a data center operates by converting an input data component and an amount of a power resource into an output data component. Further, the data center may store intermediate data components in the course of its execution of the computational task. The information inventory paradigm involves executing the plurality of computational tasks based on consideration of various costs associated with the flow of data components through the data center system.

According to another illustrative aspect, the management system includes a price determination module that dynamically determines prices associated with the execution of computational tasks within the data center system. In one implementation, for instance, the price determination module determines the prices based on the availability and characteristics of power sources in the data center system. For example, the price determination module selects a price for a computational task based on an extent to which movement of its data

components is permitted, to thereby leverage at least one power source having a lower cost compared to another power source.

According to another illustrative aspect, the price determination module includes a supply determination module configured to determine a supply curve associated with an availability of a computational resource over a prescribed span of time. The price determination module also includes a demand determination module configured to determine a demand curve that expresses a demand for the computational resource as a function of price assigned to the computational resource, for a particular time. The price determination module also includes a price assessment module configured to determine a price at which to provide the computational resource at the particular time based on the supply curve and the demand curve. In one implementation, the supply determination module and the demand determination module include prediction modules for predicting supply information and demand information, respectively. In one implementation, the price determination module can also determine plural supply curves and demand curves for different respective service classes of consuming entities.

According to another illustrative aspect, the price determination module is configured to govern execution of a computational task such that Service Level Agreement (SLA) requirements for the task are satisfied, but that the SLA requirements are not exceeded. In connection therewith, the management system may migrate a data component from a first data center to a second data center, even though there are ample resources at the first data center to handle the data component. By doing so, the management system frees up the first data center to handle tasks with more stringent SLA requirements. The price determination module can leverage this manner of operation by selling more high-performance services (at higher costs) to those entities that actually need these services.

According to another illustrative aspect, the price determination module includes an auction module configured to determine the prices based on bids received by entities. The price determination module can also include a bid assistance module configured to assist the entities in submitting bids to the auction module.

According to another illustrative aspect, the data center system includes a "stripped down" architecture that complements its design philosophy. For example at least one of the data centers in the data center system can omit one or more of: (a) power backup mechanisms; (b) redundant components; (c) power converter components; (d) housing components, etc. Moreover, in one implementation, the data center system is set up such that it de-allocates failed computational components without servicing or replacing them.

The above functionality can be manifested in various types of systems, components, methods, computer readable media, data structures, articles of manufacture, and so on.

This Summary is provided to introduce a selection of concepts in a simplified form; these concepts are further described below in the Detailed Description. This Summary is not intended to identify key features or essential features of the claimed subject matter, nor is it intended to be used to limit the scope of the claimed subject matter.

## BRIEF DESCRIPTION OF THE DRAWINGS

FIG. **1** shows an illustrative environment that provides a data center system, governed by a management system. The data center system relies on one or more renewable power sources, some of which may represent off-grid power sources.

FIG. **2** shows an example of temporal movement of data components associated with a computational task. That is, temporal movement occurs within a particular data center of the data center system of FIG. **1**.

FIG. **3** shows an example of spatial movement of data components from a first data center to a second data center, or, more generally, from a first location to a second location.

FIG. **4** shows an example of both temporal movement and spatial movement within a particular data center. Moreover, in this example, the data center relies on an on-grid power source. This figure also shows different pricing models associated with services offered by the data center.

FIG. **5** shows an example of an information inventory paradigm that the management system (of FIG. **1**) can use to govern the execution of processing tasks within the data center system.

FIG. **6** shows an illustrative architecture of the management system of FIG. **1**, together with one of the data centers.

FIG. **7** shows is a flowchart which sets forth one manner of operation of the data center system of FIG. **1**.

FIG. **8** shows an overview of a price determination module that can be used in the management system of FIG. **6**.

FIG. **9** shows different approaches for communicating prices to entities using the price determination module of FIG. **8**.

FIG. **10** shows one implementation of the price determination module of FIG. **8**. This implementation computes prices for performing computational tasks based on analysis of supply and demand curves.

FIG. **11** shows an illustrative supply curve and an illustrative demand curve that can be used, in the implementation of FIG. **10**, to determine a price for performing a computational task.

FIG. **12** shows another implementation of the price determination module of FIG. **8**. This implementation computes prices based on auction functionality.

FIG. **13** is a flowchart that sets forth one manner in which the management system (of FIG. **6**) can handle the failure of computational resources.

FIG. **14** shows illustrative processing functionality that can be used to implement any aspect of the features shown in the foregoing drawings.

The same numbers are used throughout the disclosure and figures to reference like components and features. Series 100 numbers refer to features originally found in FIG. **1**, series 200 numbers refer to features originally found in FIG. **2**, series 300 numbers refer to features originally found in FIG. **3**, and so on.

## DETAILED DESCRIPTION

This disclosure is organized as follows. Section A provides an overview of a data center system that relies on one or more renewable power resources. This section also describes movement of data components within the data center system. Section B describes illustrative pricing functionality that can be used to determine prices within the data center system of Section A. Section C describes illustrative migration functionality that can be used to transfer data components among data centers (or, more generally, among locations) in the data center system of Section A. Section D describes different hardware architectures that can be used to construct the data centers of Section A. And Section E describes illustrative

processing functionality that can be used to implement any aspect of the features described in Sections A-D.

This application is related to copending and commonly assigned application Ser. No. 12/492,385, filed on Jun. 26, 2009, naming the inventors of Horvitz et al., entitled "Pre-computation for Data Center Load Balancing." This related application is incorporated by reference herein in its entirety.

As a preliminary matter, some of the figures describe concepts in the context of one or more structural components, variously referred to as functionality, modules, features, elements, etc. The various components shown in the figures can be implemented in any manner. In one case, the illustrated separation of various components in the figures into distinct units may reflect the use of corresponding distinct components in an actual implementation. Alternatively, or in addition, any single component illustrated in the figures may be implemented by plural actual components. Alternatively, or in addition, the depiction of any two or more separate components in the figures may reflect different functions performed by a single actual component. FIG. **14**, to be discussed in turn, provides additional details regarding one illustrative implementation of the functions shown in the figures.

Other figures describe the concepts in flowchart form. In this form, certain operations are described as constituting distinct blocks performed in a certain order. Such implementations are illustrative and non-limiting. Certain blocks described herein can be grouped together and performed in a single operation, certain blocks can be broken apart into plural component blocks, and certain blocks can be performed in an order that differs from that which is illustrated herein (including a parallel manner of performing the blocks). The blocks shown in the flowcharts can be implemented in any manner.

The following explanation may identify one or more features as "optional." This type of statement is not to be interpreted as an exhaustive indication of features that may be considered optional; that is, other features can be considered as optional, although not expressly identified in the text. Similarly, the explanation may indicate that one or more features can be implemented in the plural (that is, by providing more than one of the features). This statement is not be interpreted as an exhaustive indication of features that can be duplicated. Finally, the terms "exemplary" or "illustrative" refer to one implementation among potentially many implementations.

A. Overview of an Illustrative Data Center System and Data Movement within the Data Center System

FIG. **1** shows an environment **100** that includes a data center system **102**. The data center system **102** includes plural data centers. Namely, FIG. **1** shows an illustrative group of five data centers, labeled A, B, C, D, and n, although the data center system **102** can include any number of data centers. The collection of data centers in the data center system **102** provides a "cloud" of computing resources.

Any data center, in turn, includes computational resources for performing computational tasks. The term computational task is to be construed broadly as used herein. In one context, a data center performs a computational task by transforming information from one state to another. Alternatively, or in addition, a data center performs a computational task by storing data. In other words, the data center system **102** can provide cloud computing resources and cloud storage resources.

In one scenario, for example, an entity may develop an application **104** that performs a computational task. Here, the entity may correspond to an individual or an organization or some other agent. The entity may provide the application **104** to the data center system **102** to be executed at one or more of its data centers. The entity may also submit Service Level Agreement (SLA) information **106** to the data center system **102**. The SLA information **106** describes the manner in which the data center system **102** is requested to execute the application **104** (to be described in greater detail below). In another scenario, the data center system **102** may already host a number of applications. Any entity may then utilize the services of the applications. In general, in one scenario, the data center system **102** may charge a fee for the execution of computational tasks.

More specifically, the computational resources provided by each data center can include a plurality of server computers and associated data stores (not shown). Each data center can also optionally include cooling equipment, network coupling equipment, and so forth. An entity may interact with any data center via a network of any type, such as a wide area network (such as the Internet), a local area network, or any combination thereof. The network itself can be physically implemented using any type of hardwired links, wireless links, name servers, gateways, and so on, as governed by any protocol or combination of protocols.

Likewise, any type of coupling mechanism can connect the various data centers together, including any type of wide area network, local area network, point-to-point connection, or combination thereof. FIG. **1** illustrates the coupling mechanism using dashed lines that connect the data centers. For instance, in one merely illustrative case, the data center system **102** can use, in part, fiber optic cables to couple the data centers together.

As will be described below, the data center system **102** relies on the coupling mechanism to transfer data components between data centers in the data center system **102**, or, more generally, between locations within the data center system **102**. For example, FIG. **1** shows that data center n is the process of transferring a data component **108** to data center B. As the term is used herein, a data component refers to any part of a computational task. The transfer of the data component **108** allows data center B to perform execution of the part(s) of the computational task that are associated with the data component **108**. In one implementation, a data component can be expressed using program state information.

The data centers shown in FIG. **1** receive power from plural power resources. Some of the power sources correspond to renewable power sources. For example, a first power source corresponds to a wind power source **112**, powered by the wind. A second power source corresponds to a solar power source **114**, powered by sunlight. Other possible renewable power sources **110** include tidal power sources, geothermal power sources, and so on. In each case, the renewable power sources **110** convert natural resources that can be replenished to power, e.g., in the form of electricity.

In at least some cases, the renewable power sources **110** are not connected to an established infrastructure for delivering power to destination entities. As such, at least one of the renewable power sources **110** may constitute an off-grid power source, indicating that it is not connected to an established utility grid. Indeed, in one case, all of the renewable power sources **110** may constitute off-grid power sources. Further, in at least one case, a renewable power source can be generally co-located with the data center to which it provides power. For example, the wind power source **112** can be located in the same general region as data center A, and the solar power source **114** can be located in the same general region as data center B. Alternatively, or in addition, at least some of the renewable power sources **110** can be connected to the grid.

As a consequence of this possible co-location, a renewable power source (and the data source which it powers) can eliminate some of the infrastructure associated with conventional power distribution infrastructure. For example, the data center system **102** can eliminate or reduce, in some instances, the use of power transformation equipment. And as a result, the data center system **102** can eliminate or reduce the power losses and transmission limits that have been traditionally associated with power transformation equipment. Further, a co-located renewable power source is less disruptive to the surrounding environment, e.g., because it does not require high voltage power lines that span long distances. Section D (below) will provide further details on possible architectures of data centers. Such architecture are designed to complement the use of renewable power sources, e.g., by eliminating traditional features that do not serve useful functions in the context of the data-centric environment **100** shown in FIG. **1**.

In addition, one or more data centers in the data center system **102** may optionally rely on power generated by more traditional sources. For example, FIG. **1** shows one such traditional utility power source **116**. The utility power source **116** may correspond to a plant which consumes fossil fuel(s) (such as coal), a hydroelectric plant, and so on. Although not shown, the data center system **102** can rely on plural such established utility power sources. A utility power source generally provides a reliable (e.g., generally non-episodic) mechanism for delivering power to the data centers. However, at least one of the utility power sources, at some of the times, may also offer performance that is episodic or otherwise unreliable to varying extents.

An established utility grid **118** delivers the power generated by the utility power source **116** to one or more of the data centers shown in FIG. **1**. For example, data center C relies on power that is exclusively provided by the utility power source **116**. In contrast, data center A receives power from both the wind power source **112** and the utility power source **116**. Data center C and data center A may be provided at a remote location with respect to the utility power source **116**. In other words, these data centers may not be co-located with the utility power source **116**.

Finally, a management system **120** coordinates the execution of computational tasks within the data center system **102**. FIG. **6** (to be described below) provides information regarding the functions performed by the management system **120**. By way of overview, the management system **120** can govern the movement of data components within the data center system **102** in the course of executing a computational task. To repeat, a data component refers to any part of a computational task. For example, assume that a computational task involves a data component that will, if executed in normal unmodified fashion, be executed at time t. The management system **120** can determine that it is appropriate to instead execute the data component at a time prior to time t. This is referred to as a pre-computation herein. Alternatively, or in addition, the management system **120** can determine that it is appropriate to execute the data component at a time after the time t. This is referred to as delayed computation herein. In general, this disclosure refers to movement of data components within the infrastructure of an individual data center (or other locus of computation) as temporal movement.

In addition, or alternatively, the management system **120** can determine that it is appropriate to execute the data component at an entirely different data center, or, more generally, at a different location. In this case, for example, the management system **120** can coordinate the movement of the data component from a first data center to a second data center, as indicated in the example of FIG. **1**, in which the data component **108** is moved from data center n to data center B. This disclosure refers to movement of data components between data centers as spatial movement because it involves moving the locus of computation. FIGS. **2-4**, to be described shortly, provide examples of both temporal movement and spatial movement. That description will also clarify the circumstances in which it may be appropriate to perform these types of movements.

In another case, the management system **120** can move a data component in both the temporal dimension (e.g., by performing pre-computation or delayed computation or both) and the spatial dimension (e.g., by moving the data component from one location to another in the data center system **102**).

The management system **120** is shown as distinct from the individual data centers to facilitate explanation. In one case, in fact, the management system **120** can be implemented by processing equipment (e.g., one or more computer servers, data stores, etc.) which is distinct from the processing equipment provided by the data centers themselves. In this implementation, the management system **120** can be viewed as a software layer which "sits on top" of the functionality provided by the data centers. In another implementation, the functionality provided by the management system **120** can be implemented, in distributed fashion, by the processing equipment provided by the individual data centers. In another implementation, some of the functionality provided by the management system **120** can be implemented by a separate system and some of the functionality provided by the management system **120** can be implemented by the processing equipment provided by the data centers. This third option can accommodate a hierarchical control strategy. In this approach, the processing equipment provided by the individual data centers provides local management decisions, while the processing equipment provided by the top-level processing equipment provides higher-level management decisions, which may depend on the local management decisions. In addition, the data center system **102** can include one or more redundant management systems (e.g., to provide desired fault tolerance). Further, in one approach, management functionality can make a final management decision based on individual management decisions provided by plural respective management systems (not shown), e.g., using any type of voting protocol. The management system **120** can be implemented in yet other ways.

Considered as a whole, the data center system **102** of FIG. **2** introduces a new paradigm for delivering services to customer. From a historical perspective, the industry began by distributing physical resources (e.g., coal) to the destination sites (e.g., homes) of entities, at which the resources were consumed. Next, the industry provided electricity to the destination sites of consumers via an established power distribution infrastructure. In contrast, the data center system **102** attempts, when possible, to provide data for processing at the sites where power is produced, that is, essentially bringing the data to the power instead of the power to the data. Further, the data center system **102** generally caches data rather than storing and transforming power. Generally stated, the architecture shown in FIG. **1** treats data as the "free variable" that can be manipulated to achieve consumer objectives, not power.

The movement of data (instead of power) allows the data center system **102** to achieve other potential objectives. For instance, the movement can direct tasks to the sites where the tasks are most efficiently carried out, e.g., depending on the different respective capabilities of individual data centers. Further, the movement allows any data center to more effec-

tively operate at its full capacity or near-full capacity. This is beneficial because it reduces the costs associated with computational resources that are powered up but nonetheless idle. It also reduces the need to power down idle computational resources (since few if any of the computational resources will be idle).

As another feature, the movement of data (instead of power) can achieve other goals, such as reduction of carbon footprint, reduction in processing time, and so on. Generally, the management system **120** can select the control strategy (or strategies) that will govern the operation of the data center system **102** so as to achieve an overriding objective, such as a desired Total Cost of Ownership (TCO).

FIGS. **2**-**4** show examples of temporal movement of data components and location-based (i.e., spatial) movement of data components. Starting with FIG. **2**, this figure shows computational capacity **202** that can be provided at a data center based on a renewable power source, such as the solar power source **114** of FIG. **1**. As shown, the available computational capacity **202** has an undulating shape that reflects the availability of power throughout a 24 hour cycle. In the daylight hours, sunlight is available, so computational capacity **202** is available. In the nighttime hours, sunlight is not available, so computational capacity **202** is not available. FIG. **2** also shows the actual computational needs **204** that the data center uses to perform its allocated computational tasks. The problem that arises is apparent from FIG. **2**: during nighttime hours, the data center provides insufficient computational capacity to meet computational needs.

To address this situation, the management system **120** determines whether it can modify the execution of a computational task so that at least one of its data components is executed in advance, and/or at least one of its data components is executed in delayed fashion. Consider the following example where this may hold true. A monthly billing operation (and associated application) may involve three basic tasks. A first data component may involve adding new clients that were encountered in the course of a month to a customer database. A second component may involve processing invoices and making payments based on contractual timeliness commitments. A third component may involve performing follow-up activities, such as performing various tax-related accounting operations. In this case, the management system **120** can analyze the application and determine that only the second data component needs to be performed at a particular time. At least a part of the first data component can be performed prior to the end of the month. And at least a part of the third data component can be performed after the end of the month.

In this scenario, the management system **120** can therefore orchestrate pre-computation on the first data component, namely at some time prior to the end of the month at a time of day when there is available capacity in the data center (e.g., when the sun is shining). Movement **206** illustrates this kind of temporal movement of data components. The management system **120** can also perform delayed computation on the third data component, namely at some time after the end of the month, again, at a time of day when there is available capacity. Movement **208** illustrates this kind of temporal movement of data components.

If pre-computation and/or delayed computation cannot be performed, the data center may not be able to proceed with a computational task. In this case, if possible, the data center can store the state of the computational task at the time of interruption. The data center can then retrieve the program state and resume the computational task when power again becomes available.

More specifically, in one case, the management system **120** can predict the loss of computational capacity, e.g., based on historical supply information (e.g., which may reveal a generally cyclical supply) and/or contemporaneous assessments of waning computational capacity. In response, the management system **120** can store program state to the extent possible prior to the complete loss of power and the interruption of the computational task. Alternatively, or in addition, a data center may employ a backup power system to store program state upon an interruption. Alternatively, or in addition, a data center can use any kind of non-volatile memory (such as phase change memory) which preserves data state when power is turned off.

FIG. **3**, by contrast, shows an example of spatial (e.g., location-based) movement. In this example, the management system **220** coordinates the transfer of data components from a location X to a location Y. Location X has the same type of undulating available capacity **302** as FIG. **2**, e.g., attributed to the use of solar power. Further, location X exhibits actual computational needs **304**. Location Y also has an undulating available capacity **306** and actual computational needs **308**. However, the undulating available capacity **306** of location Y complements the undulating available capacity **302** of location X because daytime at location Y corresponds to nighttime at location X. This means that the management system **120** can address lulls in the available capacity **302** of location X by sending data components to location Y at the time of the lulls. Movement **310** illustrates this type of spatial movement. Further, the management system **120** can address lulls in the available capacity **306** of location Y by sending data components to location X at the time of the lulls. Movement **312** illustrates this type of spatial movement. As will be described, these types of movements may incur bandwidth and latency-related costs, as well as other performance-related costs.

FIG. **4** shows a scenario which combines the temporal movement of FIG. **2** and the spatial movement of FIG. **3**. In other words, in this scenario, the management system **120** can draw from a wider range of options in determining how to address lulls in available capacity **402** at location X. That is, the management system **120** can address computational needs **404** by performing pre-computation (as shown in movement **406**), delayed computation (as shown in movement **408**), or spatial movement to location Y (as shown in movement **410**). In movement **412**, location X receives data components from location Y. Although not shown, the management system **120** can perform both temporal and spatial movement of a data component, e.g., by sending the data component to another data center and also performing pre-computation or delayed computation on that data component at that other data center.

FIG. **4** also shows a scenario in which location X can rely on a fixed on-grid power source, providing a grid-based utility capacity **414**. Accordingly, in addition to the above strategies, the data center at location X can use part of the grid-based utility capacity **414** to address lulls in the undulating available capacity **402** associated with a renewable power source. This may, however, incur a higher cost compared to reliance on the reliable power source, as will be described in greater detail in Section B.

More generally, the management system **120** can use different overarching paradigms to manage the execution of computation tasks. In one approach, the management system **120** adopts an information inventory paradigm to manage the data center system **102**. In this approach, the management system **120** treats the data centers as akin to manufacturing plants that receive raw material, perform operations on the raw material to produce tangible products, and then output the

tangible products to consumers. In the course of this processing, a manufacturing plant may produce or otherwise maintain an inventory of intermediary parts. Further, different manufacturing plants may trade resources with each other to leverage local efficiencies that may be present at different manufacturing plants.

FIG. **5** shows an example which demonstrates how the management system **120** can apply the above-described manufacturing paradigm to the processing of computational tasks. This figure shows two data centers, namely data center A and data center B, although the paradigm can apply to any number of data centers. Data center A provides computational resources **502** and one or more data stores **504**, while data center B provides computational resources **506** and one or more data stores **508**.

As shown in FIG. **5**, a computational resource receives an input data component. The input data component represents whatever input information and program state information is used to perform a computational task. Each data center also receives a power resource from one or more power sources. The computational resource then transforms the input data component and the power resource into an output data component. The output data component represents whatever output result is generated by the computational task. Along the way, the computational resource may temporarily cache the input data component and one or more intermediary data components. An intermediary data component represents partial results that the computational task uses in the course of providing the final output data component.

In terms of process flow, the management system **120** can determine, based on any combination of factors, what target data center (or centers) is to receive an input data component, where that input data component is associated with a computational task to be performed. The management system **120** can then forward the data component to that data center (or data centers). Any recipient data center can then strategically determine the timing at which a computational task is to be performed, e.g., by executing parts of the computational task in advance and delaying the execution of other parts. Further, any recipient data center can transfer input data components and/or intermediate data components to other data centers, and vice versa. The management system **120** can also control the overall scheduling of applications, where each application involves the execution of one or more data components.

The management system **120** can govern the flow of data components within the data center system by considering multiple factors. For example, the management system **120** can determine the suitability of different data centers for handling a particular type of data component. The management system **120** can then direct the data component to the data center (or centers) that has the appropriate functionality for operating on the data component.

The management system **120** can also govern the flow of data components based on multiple cost factors. For example, the management system **120** can consider the different costs of processing a computational task by different data centers at different times, which may depend, in part, on the nature of the power sources that are available to the data centers at different times. These costs may also depend on the capabilities of the equipment used in different data centers. For example, some data centers may include functionality that offers better performance than other data centers, e.g., by consuming less power and/or time. For example, static-state storage devices offer better access-time performance compared to hard-drive mechanisms, but static-state storage device are more expensive than hard-drive mechanisms. There are also access-time differences among different types of hard-drive mechanisms. Further, newer processors may consume less power than older processors, and so on.

Second, the management system **120** can consider the bandwidth cost of transferring a data component between data centers. Third, the management system **120** can consider the costs of storing and retrieving an intermediary data component. These inventory-related costs involve the upfront costs of providing infrastructure to carry out these operations, as well as the latency-related costs of performing these operations. In addition, these inventory-related costs include the risks that the intermediary data components will become out-of-date (e.g., "stale"), and therefore useless.

To carry out these cost analysis and management functions, the management system **120** can rely on various types of operations research tools (such as various types of scheduling tools, various types of inventory management tools, etc). The management system **120** can also rely on any type of solving technique, such as an approximate dynamic programming technique, a mathematical programming technique, etc.

Advancing to FIG. **6**, this figure shows management functionality **602** that can be implemented by the management system **120** of FIG. **1**. This figure also shows data center functionality **604** that can be implemented by any data center in the data center system **102**. Other data centers can implement an identical or similar architecture, although not shown. However, this division between the management functionality **602** and data center functionality **604** is illustrative of only one implementation. In another case, one or more aspects of the management functionality **602** can be incorporated into individual instances of the data center functionality **604**.

Addressing the features of FIG. **6** from top to bottom, the management functionality **602** includes a price determination module **606**. This module computes prices to be charged to entities for performing computational tasks. The prices take into consideration the fact that different data centers may, at any particular time, have different available power capacities, types, and costs associated therewith, as well as other functional characteristics. The next section (Section B) provides examples of price determination modules that can be used to compute the prices.

The management functionality **602** can also include a power assessment module **608**. The power assessment module **608** determines the availabilities, costs, and other characteristics of various power sources at each data center. The power assessment module **608** can make this determination based on real-time information provided by the data centers, e.g., based sensor information provided by the data centers. Alternatively, or in addition, the power assessment module **608** can make this determination using prediction functionality. For each data center, the prediction functionality can predict power source availability (and cost) by identifying and analyzing patterns (e.g., trends) of availability (and cost) actually exhibited by the data center on past occasions. The prediction functionality can also identify and apply factors which have a bearing on power source availability and cost, such as time-of-day information, day-of-week information, seasonal information, special event information, weather information, and so on. In an alternative implementation, each data center can perform its own local power availability assessment, which it can then forward to the management system **120**.

The management functionality **602** can also include a workload assessment module **610**. The workload assessment module **610** makes a determination of amount(s) of power that are needed to execute a computational task. The workload assessment module **610** can also make a determination of the ability of different data centers to satisfy the workload.

For example, assume that an entity requests x number of computational resources (e.g., x number of CPUs, x number of virtual machines, etc.). The workload assessment module **610** can convert this request into a resultant power expenditure, and then compare this power expenditure with an amount of power that is available at a particular data center, to thereby determine whether that data center is a suitable candidate for performing the computational task. In addition, the workload assessment module **610** can determine the types of resources that are demanded by the computational task (e.g., the types of processing, storage, and/or bandwidth resources). The workload assessment module **610** can then determine whether the candidate data center possesses this functionality. Generally, to make these decisions, the workload assessment module **610** can receive information from the data centers, as well as information provided by various management-level analysis modules. In an alternative implementation, each data center can perform its own local workload assessment, which it can then forward to the management system **120**.

The management functionality **602** also can include a temporal movement determination module **612**. The temporal movement determination module **612** determines whether a particular processing task can be broken down into plural data components, and whether some of those data components can be performed in advanced or delayed fashion (while being in conformance with SLA information associated with the computational task). The advanced or delayed processing can be performed at a local data center (where the data component exists at a current point in time) or at one or more remote data centers. For example, if a computational task includes plural discrete separable tasks, and the SLA information provides no timing-related constraints that would preclude advanced or delayed computation, then the temporal determination module **612** can determine that it is possible to distribute the computational task over time.

Generally, to make these decisions, the temporal movement determination module **612** can receive and analyze information regarding the characteristics of an individual application under investigation. The temporal movement determination module **612** can also receive and analyze information from the data centers (e.g., as gleaned from sensor information or the like) pertaining to the current operational states and characteristics of the data centers. The temporal movement determination module **612** can also receive and analyze information provided by various management-level analysis modules. For example, the temporal movement determination module **612** can, in part, base its conclusions on historical information. For example, the historical information may reveal telltale patterns or trends associated with the effective use of temporal data movement. The temporal movement determination module **612** can match factors associated with its present processing environment against factors within the historical information to predict whether movement is appropriate at the present time. In addition, or alternatively, the temporal movement determination module **612** can make and apply predictions regarding future supply and demand to determine whether it is appropriate to move a data component in the temporal dimension. In an alternative implementation, each data center can perform its own local temporal movement analysis, which it can then forward to the management system **120**.

As a component thereof, the temporal movement determination module **612** can include a suspend and resume (S & R) module **612'**. The S & R module **612'** determines whether it is appropriate to suspend the execution of a data component, and then, later, whether it is appropriate to resume execution of the data component at a local data center or some other (remote) data center. The S & R module **612'** can reach its conclusion based on any factor(s) identified above, e.g., based on information regarding the application itself, information regarding the characteristics of the data centers, information regarding historical patterns, information regarding predicted supply and/or demand, etc.

The management functionality **602** also can include a spatial movement determination module **614**. The spatial movement determination module **614** determines whether a particular processing task can be broken down into plural data components, and whether some of those data components can be transferred to other data centers, or more generally, to other location(s) in the same data center and/or to other location(s) in other data center(s) (while being in conformance with SLA information associated with the computational task). As described in Section C, the spatial movement determination module **614** can use multiple factors in determining whether to move a data component, and if so, where to move the data component. One factor is the different costs for performing computations at different data centers, which, in part, may depend on the availabilities and types of power sources at those data centers. In brief, in one paradigm, the spatial movement determination module **614** can move the data component to the site (or sites) having the lowest cost(s).

Generally, to make these decisions, the spatial movement determination module **614** can receive and analyze information regarding the application under investigation, information regarding the operational states and characteristics of the data centers, and/or information provided by various management-level analysis modules. For example, the spatial movement determination module **614** can base its analysis, in part, on the same type of pattern-based and predictive analysis provided by the temporal movement determination module **612** (described above). In an alternative implementation, each data center can perform its own local spatial movement analysis, which it can then forward to the management system **120**.

When performing analysis on an application, the temporal movement determination module **612** and the spatial movement determination module **614** can attempt to identify data components that can be decoupled from other data components within the application, e.g., based on any type of program dependency analysis. A developer can also purposely design an application to render its parts more readily separable, and thereby to leverage pre-computation, delayed computation, and/or data migration. Further, the developer can expressly designate parts of the application that can be subject to pre-computation, delayed computation, and/or data migration. This metadata helps the temporal movement determination module **612** and spatial movement determination module **614** in parsing the application into separable data components.

The data center functionality **604** includes computational resources **616**. These computational resources **616** may correspond to a collection of server computers and associated data stores. The computational resources **616** can be organized into a plurality of racks.

The data center functionality **604** also includes a storage and retrieval module **618** for storing information in a data store **620** and for retrieving information from that data store **620**. For example, the storage and retrieval module **618** can be used to store the results of pre-computation (referred to herein as intermediary data components). The storage and retrieval module **618** can then retrieve the intermediary data from the data store **620** at an appropriate juncture in the processing.

Finally, the data center functionality **604** can also include temporal movement execution module **622**, a migration

execution module **624**, and a de-allocation module **626**. The temporal execution module **622** carries out the mechanics of pre-computation or delayed computation. A suspend and resume (S & R) subcomponent **622'** caries out the mechanics of suspending and resuming computation. In one case, the S & R modules (**612'** and **622'**) can provide functionality that is platform-independent, meaning that it can be applied to different types of data center infrastructures. The migration execution module **624** carries out the mechanics of data migration. The de-allocation module **626** de-allocates computational resources that have been designated for shut-down, e.g., because they have failed, etc.

To close this introductory section, FIG. **7** shows a procedure **700** which represents one manner of operation of the data center system **102** of FIG. **1**. Since the principles underlying the operation of the data center system **102** have already been described, certain operations will be addressed below in summary fashion. This procedure **700** is explained in the context of an illustrative computational task. The ordering of operations shown in FIG. **7** is merely representative; other scenarios may adopt other ordering of operations.

In block **702**, the management system **120** can determine a price to perform the computational task. The next section will elaborate on different techniques to perform this function. In block **704**, if the entity accepts the price, the management system **120** can determine one or more data centers to perform the computational task. Block **704** may involve analyzing the available power capacities and other operational characteristics of various data centers in view of the SLA information associated with the computational task. In block **706**, the management system **120** determines whether it is appropriate to perform temporal movement and/or spatial movement in the course of processing the computational task; if so, block **706** involves setting up this manner of processing. Temporal movement can involve pre-computation, delayed computation, suspended computation, and/or the resumption of previously suspended computation. In block **708**, the management system **120** forwards the computational task to the chosen data center(s) for processing in accordance with the processing plan set forth in block **706**.

In block **710**, the chosen data center(s) process the computational task in the manner determined in block **706**. In block **712**, the management system **120** and/or the data center again determines whether it is appropriate to perform temporal movement and/or spatial movement. Temporal movement can involve pre-computation, delayed computation, suspended computation, and/or the resumption of previously suspended computation. In block **714**, if a decision has been made to migrate a data component, the data center transfers the data component to another data center. If a decision has been made to perform temporal movement, then the data center likewise carries out this activity. FIG. **7** shows a loop which indicates that the operations shown in block **710-714** can be repeated until the processing task is completed. These operations are repeated because the power capacity may change in an unexpected manner, making it appropriate to change the manner in which the computational task is handled.

B. Illustrative Pricing Functionality

FIG. **8** shows an overview of the price determination module **606** of FIG. **6**. To repeat, the price determination module **606** determines prices for performing computational tasks in the data center system **102** in a manner that depends, in part, on the variable availability of power sources. This section begins by describing different possible features of the price determination module **606** that any implementation of that module can incorporate. The section then closes by providing examples of particular pricing models that incorporate some of the individual features.

To begin with, the price determination module **606** can receive any combination of input information items **802**. For instance, the input information items **802** can include demand information and supply information. The demand information reflects the demand for particular computational resources at particular times. The supply information reflects the availability of the computational resources at particular times. The supply information, in turn, is based at least in part on the availability of power at particular times from different power sources, as well as the characteristics of those power sources.

The input information items **802** can also include Service Level Agreement (SLA) information that describes the manner in which the data center system **102** is requested to perform a computational task. For example, the SLA information can specify the nature of resources that are requested by an entity to perform a task (such as processing resources, storage resources, bandwidth-related resources, and so on). Further, the SLA information can specify an amount of work that the requested resources are asked to perform.

In addition, or alternatively, the SLA information can provide performance information. For example, the performance information can specify at least one throughput metric, such as a number of transactions requested per second. The performance information can also specify at least one latency metric. For example, in one case, the latency metric can specify an intra-center response time, e.g., by specifying how much time is permitted to process a task within a data center. Or the latency metric can specify an end-to-end response time, e.g., by specifying how much time is permitted between the submission of a task and the receipt a response following the execution of the task. In addition to delays within a data center, the end-to-end latency metric encompasses network delays between the submitting entity and the data center, and between different data centers (if, in fact, data migration is performed in the course of executing the task). The end-to-end latency metric therefore has a particular bearing on whether or not data migration can be performed using a particular remote data center, while still meeting the SLA information. That is, if inter-center network costs are too high, then data migration may not be feasible.

The performance information can also include at least one reliability metric. For example, a reliability metric can demand a certain level of availability of the requested resources, expressed in any environment-specific manner. In addition, or alternatively, the reliability metric can demand a certain level of error-free performance from the requested resources, expressed in any environment-specific manner.

Some applications, such as batch-oriented applications, may stress throughput requirements over latency issues. For example, these are applications that may involve the processing of a bulk amount of data within a prescribed time interval. Other applications may stress latency requirements over throughput issues. For example, these are applications that may involve interaction with an entity in a manner that satisfies a prescribed responsiveness. Other applications may stress both throughput and latency requirements.

These examples are representative rather than exhaustive; an entity can place any demands on the manner in which the data center system **102** is asked to execute a computational task. In one case, the management system **120** receives express SLA information from an entity which accompanies a computational task and which is separate from the computational task. Alternatively, or in addition, the management

system **120** can infer the SLA information based on the characteristics of the computational task itself, e.g., by inferring the requirements of an application.

Further, in one case, an entity can specify SLA information in a data-center-agnostic manner. The management system **120** can then provide whatever data center resources are appropriate to satisfy the entity's requests. Alternatively, or in addition, an administrator of the data center system **102** can notify the entity of different characteristics of different data centers. The entity can then formulate SLA information which makes demands on a particular data center (or centers).

In addition, the input information items **802** can include any type of importance information which gauges a level of importance which the entity assigns to an application, e.g., in addition to the above-described performance metrics. In one case, the entity can specify the importance information as a component of the SLA information. In another case, the entity can specify the importance information via other means. For example, the entity can select one among a set of pricing options (to be discussed below). Based thereon, the price determination module **606** can infer the importance that the entity places on the execution of an application.

These information input items are representative, rather than exhaustive. The price determination module **606** can accept and process other types of information input items, such as time-of-day information, etc.

The price determination module **606** can provide any combination of rules and paradigms to determine the prices based on the collected input information items **802**. The following explanation provides examples of these rules or paradigms. Different pricing models can incorporate one or more of these individual features.

a) The Pricing can Directly and/or Indirectly Consider the Characteristics of Power Sources

From a high-level standpoint, the price determination module **606** can provide context-dependent pricing for its services based on a number of factors pertaining to the use of plural power sources, or, more generally, the use of different computing sites that may rely on different power sources. These factors may take into consideration any characteristic(s) of the power sources, such as the availabilities (and capacities) of the power sources, the locations of the power sources, the types of the power sources, the performances of the power sources, the costs of the power sources, and so on.

In one approach, the price determination module **606** provides pricing that depends on the types of power sources that are implicitly or explicitly permitted to be used. For example, the price determination module **606** can charge a lowest price for computation that relies entirely on renewable local power sources. That is, with reference to FIG. **4**, for example, for location X, the price determination module **606** may charge the lowest price for renewable off-grid power sources that are provided at location X. As described above, this choice of power source has a number of constraints. An application which uses this price level cannot execute a computational task in the down-time of the power source(s), unless some strategy can be employed to perform advance computation or delayed computation.

The price determination module **606** can charge an intermediate price for computation that relies on any renewable power source, including remotely located power sources. An application which uses this price level may incur some latency-related cost caused by the transfer of data components from one location to another.

The price determination module **606** can charge the highest price for computation with associated high performance demands, such as computation that demands low latency and/or high availability. By virtue of these demands, such a computation may preclude temporal and/or spatial data movement. An application that uses this price level may, at times of inadequate renewable power, be forced to rely on the grid-based utility capacity **314**, since this is the only power source that guarantees continuity.

In the above example, in one implementation, an entity can indirectly convey its power source preferences via constraints specified in its SLA information. For example, an entity may specify liberal (or no) performance constraints in its SLA information, which qualifies it for the lowest price. By contrast, an entity may specify relatively strict performance requirements, which mandates the use of the utility power source; the entity therefore also incurs the higher costs associated therewith. In other words, in one implementation, the price determination module **606** can map the SLA requirements into power source requirements (or, more generally, data center requirements), and then can map the power source requirements into a price offering. For example, an entity which demands that computational resources are (almost) always available to meet its requests can be expected to pay a relatively high price for that level of service. Similarly, an entity which demands very quick answers to its requests can also be expected to pay a relatively high price for that level of service. Alternatively, or in addition, an entity may specify express instructions that establish what processing location(s) are considered permissible and/or what power source(s) are considered permissible. The entity can specify these instructions in terms of preferences (with weights optionally associated therewith) and/or mandates.

In addition, the price determination module **606** can define prices in a more fine-grained and dynamic manner by assessing: a) the timing at which the entity wishes to perform a computation; and b) what power sources are available pursuant to this timing. For example, with reference to FIG. **4**, assume that a consuming entity stipulates that its processing task is to be performed immediately and with a low degree of latency. This specification may preclude temporal movement or spatial movement. To address this situation, the price determination module **606** can apply a first pricing model **416** to this job. In this model, the price determination module **606** may quote a relatively high price if the entity requests the computational task to be performed during a period of low power availability, such as when renewable power generation is low. In contrast, the price determination module **606** may quote a lower price if the entity requests the computational task to be performed at a time of relatively high power availability.

Assume next that another consuming entity permits temporal movement and/or spatial movement to be used in the course of executing a computational task. The price determination module **606** can use a second pricing model **418** to assign prices to this job. As shown, the price determination module **606** may quote a relatively low price regardless of when the entity requests the computational task to be performed, since different resources can be flexibly leveraged to address the computational task. In other words, in the second pricing model **418**, the prices do not have dramatic variations, as in the first pricing model **416**.

b) The Pricing can Take Account of Usage Information

According to one feature, the price determination module **606** can use, in part, any combination of usage-based criteria to determine pricing. For instance, the price determination module **606** can base its pricing on the number of CPUs or virtual machines (VMs) or application instances that will be used by a computational task, together with the amount of time that these resources will be used. Alternatively, or in

addition, the price determination module **606** can base its pricing on the amount and nature of inter-component messages invoked by a computational task. That is, the price determination module **606** may charge a higher cost for messages sent between different data centers, compared to messages sent between components within a single data center.

c) The Pricing can Take Account of Urgency Information

To repeat, the price determination module **606** can base its pricing, in part, on the urgency associated with a computational task. This is because, in an episodic environment, the level of urgency may mandate the use of certain data center(s), each powered by one or more power sources having prescribed costs associated therewith. For example, the price determination module **606** can base its pricing, in part, on the requested latency associated with a computational task. Alternatively, or in addition, the price determination module **606** can charge different rates to an entity depending on whether the entity requests computational results within one hour, within one day, or within one week, and so on. An entity can either explicitly or implicitly convey the urgency associated with a computational task.

d) The Pricing can Take Account of Supply and Demand Information

According to another feature, the price determination module **606** can base its pricing, in part, on supply and demand information. For example, in one case, the price determination module **606** can assess supply and demand information based on any current evidence of present supply and demand (e.g., based on any information regarding the current availability of power sources at different data centers). In addition, or alternatively, the price determination module **606** can assess supply and demand information by analyzing and extrapolating prior recorded instances of supply and demand.

e) The Pricing can be Determined by Auction-Based Mechanisms

According to another feature, the price determination module **606** can set prices using any type of auction functionality. For example, the price determination module **606** can apply a non-combinatorial auction or a combinatorial auction. In a combinatorial paradigm, the auction functionality can allow entities to bid on combinations of computing resources, such as any bundling of processing resources, storage resources, bandwidth resources, and so on. In a non-combinatorial auction, the entity may bid on single items, such as processing capacity by itself.

According to another feature, the auction functionality can rely on a Vickrey-type paradigm. This type of model assigns prices based on the second-highest-bid submitted to the auction functionality.

According to another feature, the auction functionality can determine prices for all (or a significant portion) of the computational resources associated with the data center system **102**. Alternatively, the data center system **102** can use a main allocation paradigm to allocate resources in the data center system **102**, leaving a certain amount of unallocated remnant resources. The auction functionality can then determine prices for the remnant resources.

These auction paradigms are representative rather than exhaustive; the price determination module **606** can rely on yet other types of auction functionality.

f) The Pricing can Attempt to Achieve a Desired Degree of Resource Utilization

According to another feature, the price determination module **606** can set prices in such a manner that all of the computational resources within a data center are used up (to the extent possible). In other words, the price determination module **606** attempts to avoid idle computational resources because such idle resources contribute to loss of profits.

g) The Pricing can Provide Strategic Management of SLA Requirements

According to another illustrative feature, the price determination module **606** can provide computational resources which satisfy SLA requirements, but do not provide performance which exceeds the SLA requirements. For example, assume that an entity specifies a desired latency of X units of time. The price determination module **606** can provide computational resources which meet that desired latency, but do not achieve any latency that is less than X units of time. This may mean that the data center system **102** may use a remote data center to perform a computational task, even though the data center system **102** could have used available local resources to perform this task. As a result of this approach, the price determination module **606** can dedicate higher-performing computational resource to entities which specifically request these resources. This feature, in turn, can help maximize profits for the data center system **102** in some instances and/or reduce carbon emissions associated with the use of the utility base capacity.

h) The Pricing can Provide Multiple Options to Users

According to another illustrative feature, the price determination module **606** can, in one instance, determine and post the prices for performing a computational task at each of a plurality of time instances t within a time horizon, e.g., throughout the day. This approach is referred to herein as a per-instance pricing scheme. An entity can then accept one of these prices (and an associated time instance) that is deemed to satisfy its processing requirements. The data center system **102** can then process the entity's request, e.g., by performing the computational task at the selected time instance and at the corresponding price.

In another case, the price determination module **606** can post plural contracts for consideration by the entity. Each contract lists a price for an associated level of service (beyond merely promising to perform the computational task at a particular time instance). This approach is referred to herein as a per-contract pricing scheme. For example, a first contract can identify a first price for a first latency performance and a second contract can identify a second price for a second latency performance. In a related scenario, each contract may stipulate that a computational task will be accepted by the data center system **102** at a time instance i and the results of the computational task will be returned at a time instance j, for a given price. More specifically, in one case, the data center system **102** will return the results at time instance j even if they are available before the time instance j.

FIG. **9** provides a graphical illustration the above-described two modes of operation. In scenario A (the per-instance pricing scheme), the price determination module **606** provides a posted price for each time instance t on a take-it-or-leave-it basis, with no other service level commitments associated therewith. In scenario B (the per-contract pricing scheme), the price determination module **606** provides plural contracts having different prices and latencies (or other service level commitments) associated therewith.

The price determination module **606** can adopt a multi-contract strategy for at least two reasons. First, the strategy provides the entity with multiple options, therefore making it more likely that the entity will find a price which meets its particular needs. Second, the strategy provides an incentive for the entity to communicate its true needs to the price determination module **606**, as will be set forth in greater detail below.

i) The Pricing can Attempt to Direct the Behavior of the Entities

The price determination module **606** can set prices which encourage desired behavior by entities that interact with the data center system **102**. For example, consider the case of entities who develop applications for execution in the data center system **102**. If possible, these entities can write the applications in such a manner to accommodate temporal data movement and/or spatial data movement, with the objective of securing reduced prices when the applications are run in the data center system **102**.

Consider next the individuals who submit (or otherwise identify) the applications for execution in the data center system **102**. These entities can specify SLA information or the like which accommodates temporal data movement and/or spatial data movement when deemed appropriate, again attempting to secure reduced prices when the applications are run in the data center system **102**.

More generally stated, the prices can encourage the individuals to make decisions which result in data being moved to locations (and/or time periods) at which power is efficiently priced. The prices, effectively, can be said to move the data. The prices can also be said to complement the use of renewable and potentially off-grid power sources, which offer episodic performance. This is because the prices encourage data movement when appropriate, and thereby effectively complement the dynamic nature of power availability within the data center system **102**.

More specifically, the prices can sometimes allow entities to make informed tradeoffs between different objectives. In one case, for instance, the price determination module **606** can assign different prices for different performances. An entity can determine whether a lower price is worth a somewhat degraded performance.

Further, in the case of the per-contract pricing scheme, the price determination module **606** defines the prices in such a manner that the entities are encouraged to accurately convey the nature of their resource needs. This will prevent entities from "gaming" the data center system **102**. For example, assume that an entity is actually willing to wait an entire week to receive a computational resource. Hence, the entity may wish to select a pricing option that specifies an ij time segment of i=Monday and j=Friday, at a specified cost. But if the entity notices that a time segment from Wednesday to Friday has a lower cost, the entity will opt to select that time segment, even though this timeframe does not actually reflect the true level of urgency of his or her task. The price determination module **606** selects the prices to rule out these types of gaming decisions, and thereby incentivize the entities to accurately convey their resource needs. This feature, in turn, results in efficiencies that confer benefits to both the entities and the data center system.

j) The Pricing can Take Account for the Manner in which an Application Leverages Data Movement

As described above, an application can have multiple data components that perform multiple respective subtasks. The management system **120** can determine that some of the data components can be decoupled from others. Further, the management system **120** can determine that some of the data components can be performed in advance, and/or some of the data components can be performed in delayed fashion, and/or some of the data components can be transferred to a remote data center (or centers). For example, a search engine application can include an updating operation that can be performed in advance to produce an updated index. The search engine application can also include a search operation that involves the real-time use of the updated index. This partitioning can be relatively static and/or dynamic. For example, in one static configuration, one or more data components of an application can be handled by a first data center (or centers) at a first location, and one or more other data components can be handled by a second data center (or centers) at a second location.

In one implementation, the price determination module **606** can associate different costs with different subtasks within an application (which may ultimately correlate to the use of different power sources having different costs associated therewith). The price determination module **606** can quote a single price for the application that takes into consideration the underlying costs associated with the different subtasks.

k) The Pricing can be Communicated to the User in any Level of Specificity

According to another feature, the price determination module **606** can communicate pricing options to the entity (e.g., user) in any level of specificity. In one case, the price determination module **606** can determine a price based on myriad factors, including SLA information, dynamic supply information, dynamic demand information, and so on. Yet the price determination module **606** may offer the entity a single price (or set of price options) that does not reveal the underlying factors associated with the single price. This simplifies the entity's consideration of the pricing proposal. In another case, for more sophisticated entities, the price determination module **606** can set forth the underlying basis of its pricing calculations. The price determination module **606** can communicate its pricing proposals in any manner, e.g., via targeted Email, via a posting to a network site, etc.

l) The Price Determination Module can Provide Itemized Billing

According to another feature, the price determination module **606** can provide an itemized bill to the entity at the end of a billing cycle, and/or upon request. That itemized bill can specify the resources that the data center system **102** has expended in the course of processing the entity's applications. The bill can itemize these expenditures in any manner, e.g., by specifying the types and amounts of resources that were consumed, the times at which those resources were consumed, the locations of the resources that were consumed, and the costs of the resources that were consumed, etc. The costs can be specified in any level of detail, e.g., by showing costs that were incurred at specified times. The bill also provides a useful vehicle for ensuring that the entity's SLA information has been satisfactory met.

With the above discussion of individual features, this section closes with three examples of particular implementations of the price determination module **606**.

FIG. **10** shows a price determination module **1002** that represents a first implementation. This price determination module **1002** includes a supply determination module **1004** for determining an aggregate time-varying supply curve. For example, FIG. **11** shows one such time-varying supply curve **1102**. The supply curve **1102** reflects the availability of a computational resource as a function of time. For example, the supply curve **1102** indicates that a supply of $X(t_0)$ is available at time $t_0$. In this example, the supply curve **1102** has a sinusoidal shape, indicating that it may correspond to a renewable power source (such as a solar power source). However, although not shown, the supply curve **1102** can also include non-periodic components attributed to non-periodic events, such as catastrophic events which affect capacity.

A demand determination module **1006** determines the overall demand for a computational resource and expresses it as an aggregate demand curve. That is, the demand curve

quantifies how many entities would utilize the computational resource as a function of the price. For example, FIG. **11** shows one such time-varying demand curve **1104** for a particular time $t_0$. Although not shown, the demand curve can take into consideration both cyclical events (e.g., associated with periodic demand for resources over the course of a day) and non-cyclical events (e.g., based on network traffic associated with breaking news, computer viruses, etc.).

A price assessment module **1008** determines the price for the computational resource at time $t_0$ based on the supply curve **1102** and the demand curve **1104** (if, in fact, both of these curves are known). Namely, let $X(t_0)$ be the supply at time $t_0$ and let g( ) be the inverse demand function at that time. Then the price that equalizes demand to supply is given by $g(X(t_0))$.

In practice, both the supply and demand curves may be stochastic and unknown in advance. To address this situation, the supply determination module **1004** and the demand determination module **1006** can provide respective prediction modules (**1010**, **1012**) to predict the supply and demand curves based on historical information. For the case of the supply determination module **1004**, the prediction module **1010** can mine information regarding past availabilities and costs of various types of resources. A supply-related prediction can be used to estimate the availability of power (and other resources), the cost of power (and other resources), etc. For the case of the demand determination module **1006**, the prediction module **1012** can mine information regarding past demand for various types of resources, and the prices paid for those resources. A demand-related prediction can be used to estimate the arrival of future jobs, the duration of the jobs, the occurrence of demand bursts, the occurrence of peak loads, etc. The price determination module **1002** leverages the predictions of the supply determination module **1004** and the demand determination module **1006** to determine the prices to be assigned to resources; moreover, as explained in Section A, the management system **120** also can use these predictions to determine the manner in which data components are moved within the data center system **102** in the temporal and/or spatial dimensions.

More specifically, in one illustrative implementation, the supply determination module **1004** and the demand determination module **1006** can provide one or more tools to approximate the supply and demand curves, providing a near-optimal price setting. For example, as stated above, the supply curve and the demand curve may include periodic components. The supply determination module **1004** and the demand determination module **1006** can leverage this characteristic by approximating the current supply and demand curves based on historical supply and demand data, e.g., by using any type of machine learning techniques.

For example, the price determination module **1002** can use supervised learning and regression algorithms for learning the functions associated with the curves based on historical examples. Alternatively, or in addition, the price determination module **1002** can use feature selection and principle component analysis (PCA) techniques to reduce the dimensionality of the learning problem and diminish the effect that "outliers" have on learning (where outliers correspond to non-standard behavior exhibited by supply or demand data). Alternatively, or in addition, the price determination module **1002** can use Fourier-based techniques for extracting the periodic components of the supply and demand curves, and so on.

As mentioned above, the supply and demand curves may also include non-periodic components. However, it is reasonable to assume that these curves evolve as a causal stochastic process, e.g., as a Markovian process. To address this situation, the price determination module **1002** can apply techniques from control theory for estimating the curves, such as a Kalman filter technique. The price determination module **1002** can also employ dynamic programming and other stochastic optimization techniques.

In the above example, the price determination module **1002** models supply and demand using a single supply curve and a single demand curve (for each particular instance of time). In many environments, however, entities have different characteristics and needs. For example, some entities place a higher demand on latency than others and are willing to pay the price to achieve low latency. To reflect this heterogeneity in needs, the price determination module **1002** can determine and post a set of different service class contracts. Each service class contract has a particular SLA characteristics and a commensurate price.

To take account for plural service classes, the supply determination module **1004** can determine plural supply curves associated with different service classes. Similarly, the demand determination module **1006** can determine plural demand curves associated with the different service classes. To further complicate this scenario, entities may migrate from their "dedicated" service class to another service class to take advantage of desirable prices associated with this other service class. To deal with these complexities, the price determination module **1002** can use a trial-and-error adaptive technique to estimate the prices. For example, the price determination module **1002** can vary the price by a small amount and then observe the resultant changes in demand; the price determination module **1002** can then compute the derivative of the change and use that information to adjust the price.

FIG. **12** shows another price determination module **1202**. In this example, the price determination module **1202** includes an auction module **1204** for accepting bids from entities and for selecting prices based on the bids using any auction paradigm or combination of paradigms (such as a combinatorial auction paradigm, a Vickrey auction paradigm, and so forth). The auction module **1204** can also determine and apply a reserve price in the auction process. The auction module **1204** can compute the reserve price based on a consideration of previous bids.

Generally, the bidding process involves: (a) collecting bids from a group of entities using a bidding language (such as a combinatorial bidding scheme); (b) determining the availability of computational resources that satisfy the bids; (c) assigning prices to the computational resources based (in part) on the bids using any price-determination paradigm (such as the Vickrey paradigm); (d) communicating the prices to the bidding entities; and (e) providing computational resources to the entities which accept the prices.

The price determination module **1202** can also include a bid assistance module **1206**. The bid assistance module **1206** provides an interface which helps an entity formulate its bid. The bid assistance module **1206** can perform this task by engaging in an interactive dialogue with the entity. In that dialogue, the bid assistance module **1206** can ask questions which solicit the resource needs of the entity, e.g., regarding the types, amounts, and performances of the resources that are desired. The entity responds by the supplying the requested information. To perform this task, the bid assistance module **1206** uses an analysis module **1208**; the analysis module **1208** engages in a query-and-answer session, guided by dialogue information provided in a data store **1210**.

After collecting information, the bid assistance module **1206** suggests a price that the entity may bid in an attempt to

secure the desired resources. To perform this task, the bid assistance module **1206** attempts to determine the value(s) of the resources requested by the entity. More specifically, in one implementation, the analysis module **1208** predicts a viable price based on historical demand information and supply information provided in a data store **1212**. The historical demand information and supply information encompass information regarding previous bidding activity.

According to another implementation, the price determination module **606** (of FIG. **6**) can compute prices by formulating a weighted welfare function. The weighted welfare function includes a first component associated with consumer welfare (CW) and a second component (REV) associated with firm revenue. In one case, CW and REV can be expressed as:

$$CW_{ij}(p) = \int_p^1 (x-p) f_{ij}(x)\,dx, \text{ and}$$

$$REV_{ij}(p) = \int_p^1 p f_{ij}(x)\,dx.$$

Namely, $f_{ij}$ refers to the distribution of valuations for a population ij of entities. That is, the population ij corresponds to a group of entities that specify jobs having a deadline at time instance j relative to a request submission time instance i. The valuations reflect the importance (e.g., demand) that the entities in this population assign to their respective computational tasks. The symbol p refers to the price that the price determination module **606** will assign to the service provided by the data center system **102**.

More generally stated, each entity receives a benefit that corresponds to the difference between his or her valuation (v) and the stated price (p). The consumer welfare (CW) component reflects a summation of these benefits conferred to the individual entities. The data center system **102** itself receives a benefit (expressed by the REV component) which directly corresponds to the number of entities who have purchased the service at price p. The weighted combination of CW and REV can be expressed as:

$$u_{ij\alpha} = \alpha REV_{ij}(p) + (1-\alpha) CW_{ij}(p).$$

In this equation, $u_{ij\alpha}$ refers to the utility provided to the population ij, and $\alpha$ refers to a weighting factor. The weighting factor $\alpha$ determines the influence of the REV component relative to the CW component. For $\alpha=1$, the price determination module **606** defines utility solely based on the revenue provided to the data center system **102**. For $\alpha=0$, the price determination module **606** defines utility solely based on the benefit provided to the requesting entities. For $\alpha=0.5$, the environment **100** shown in FIG. **1** is managed according to a social welfare paradigm.

The price determination module **606** can then proceed to set up an optimization problem based on the above-indicated weighted welfare function, subject to relevant constraints. By solving this optimization problem, the price determination module **606** can provide the prices that can be charged to entities to optimize the performance of the data center system **102**. More specifically, the price determination module **606** can formulate the optimization problem for different pricing scenarios, including the above-described per-instance pricing scenario, as well as the per-contract pricing scenario. The price determination module **606** can solve the optimization problem using different approaches, such as a mathematical programming technique, a dynamic programming technique, and so on. Additional details regarding one dynamic programming technique that can be used to determine prices can be found in co-pending and commonly-assigned application Ser. No. 12/903,227, filed Oct. 13, 2010, entitled, "Pricing Mechanisms for Perishable Time-Varying Resources," naming the inventors of Christian Borgs, et al., which is incorporated in its entirety herein by reference.

C. Illustrative Data Migration Functionality

To review, the spatial movement determination module **614** determines the manner in which computational tasks can be migrated among different data centers (if at all), or, more generally from a first location to a second location (within the same data center or between data centers). To perform this task, the spatial movement determination module **614** can rely on different techniques. To facilitate description, the following explanation will set forth the data migration functionality in the context of inter-center migration.

In a first technique, the spatial movement determination module **614** makes inter-center migration decisions primarily based on the criterion of power availability at different data centers. For example, the spatial movement determination module **614** can monitor the current capacities of power sources that are available at different data centers; that capacity information can be generally referred to as power information. The spatial movement determination module **614** can use this power information to match instances of deficient computational capacity with instances of adequate or overabundant computational capacity. For example, assume that a data center A is currently running an application using a renewable wind power source. Further assume that the power generated by the renewable power source decreases in capacity, e.g., because the wind stops blowing. The spatial movement determination module **614** can examine the power information to identify a data center at which renewable power sources are currently available. The spatial movement determination module **614** can then transfer one or more data components (that are associated with the application) to that location. If more than one data center has available resources, then the spatial movement determination module **614** can select the data center having the least expensive service. To the extent that such power loss can be predicted, the spatial movement determination module **614** can perform this transfer before the data center becomes effectively disabled.

In another case, the spatial movement determination module **614** can consider multiple factors in determining whether to transfer a data component to a particular data center. For example, the spatial movement determination module **614** can consider any one or more of: the availabilities of power provided at the data centers; the types of power provided at the data centers; the costs of power provided at the data centers; the costs of transferring the data component among the data centers, and so on.

In one approach, for example, the spatial movement determination module **614** can set up an optimization problem based on multiple factors. For example, the spatial movement determination module **614** can set up an optimization problem having the following formulation:

$$\min \sum_{i=1}^{n} \sum_{t=1}^{T} d_i z_{i,t} + \sum_{i=1}^{n} \sum_{t=1}^{T} C_{i,t}(y_{i,t}).$$

In this expression, the symbol $y_{i,t}$ refers to a number servers that are utilized in a data center i at time t. The symbol $C_{i,t}(y_{i,t})$ refers to a total cost of providing service at the data center i at time t. The symbol $d_i$ refers to bandwidth costs of moving a

data component from data center i. The symbol $z_{i,t}$ refers to a number of data components migrated from data center i at time t. The inner summation in this equation is performed from time t=1 to time t=T. The outer summation is performed from data center i=1 to data center i=n.

In one implementation, various online optimization algorithms can be used to reformulate and solve the above-described optimization problem. An online algorithm refers to a technique for solving a problem in which the input data is provided in piecemeal fashion. The online algorithm offers a performance which can be assessed, via competitive analysis, relative to an offline algorithm (in which all of the input data is available for computation).

As a general feature, the above strategy takes into account the future consequences of job migration and the uncertainty associated therewith. This is in contrast to so-called greedy approaches which perform migration based on a consideration of the current availability and cost of energy sources (rather than future consequences).

Other implementations of the spatial movement determination module **614** can take into consideration other factors in determining when (and where) to migrate data components. For example, the implementations can take into consideration any one or more of the following supplemental factors.

a) Type of Resources. The spatial movement determination module **614** can take into consideration the types of resources provided at different data centers, with respect to the demands placed on the resources by a particular application being analyzed. For example, a data center may be characterized by particular types and amounts of processing, storage, and bandwidth resources. The bandwidth resources can further be classified in terms of network connectivity within the data center and the ability of the data center to communicate with other data centers (e.g., over the Internet and/or other network connection).

These factors have a bearing on the suitability of the data center for handling a particular application in a particular way. For example, assume that a data center has relatively poor inter-center bandwidth resources. This means that this data center will be a poor candidate to choose for an application that demands significant inter-center data communication. Further, assume that the data center implements a particular type of connectivity, e.g., by providing a Clos topology, as opposed to a traditional spanning tree network, or vice versa. This means that the data center (which hosts a Clos topology) will be a good candidate for handling an application that demands the sorting of large data sets, compared to a data center that uses a spanning tree topology.

b) Age of Resources. Related to the above point, the spatial movement determination module **614** can take into consideration the age of resources provided at different data centers, with respect to the demands placed on the resources by a particular application being analyzed. A data center may have a relatively low cost of energy, yet provide relatively old server equipment. That older equipment may consume more power than newer equipment, thus at least partially reducing the benefit of running an application at the site having a lower energy cost.

c) Carbon Footprint. Different data centers may have different impacts on the environment. For example, different data centers may involve the consumption of fossil fuels to differing extents. These factors may or may not correlate with the pure monetary costs of running the data centers. The spatial movement determination module **614** can take such environmental costs into consideration when deciding when and where to migrate data components.

d) Power Usage Effectiveness (PUE). Different data centers may offer different PUE performances due to myriad factors, such as the age of the data centers, the climates in which the data centers are located, and so on. The spatial movement determination module **614** can take such PUE considerations into account when deciding when and where to migrate data components.

e) Legal Considerations. Appropriate governing authorities may place constraints on the geographical placement of computing tasks. For example, a country may demand that certain computational tasks be performed within its jurisdiction. The spatial movement determination module **614** can take such legal considerations into account when deciding when and where to migrate data components.

f) Competitive Considerations. Competitors may seek to differentiate their services from others. For these reasons, these competitors may wish to host certain applications on different data centers than their competitors. In this case, a degradation in performance may affect competitors unequally, to the benefit of some competitors and to the detriment of other competitors. The spatial movement determination module **614** can take these considerations into account when deciding on when and where to migrate data components.

The above-enumerated factors are representative, rather than exhaustive. The spatial determination module **614** can take into consideration other factors, and any combination of various factors.

D. Illustrative Architectures of the Data Centers

The data center system **102** can provide data centers having hardware architectures which complement the use of renewable power sources, together with the general data-centric mode of operation of the data center system **102**. As a general approach, the data center system **102** can eliminate or reduce the complexity of various components of each data center. The following list provides an illustrative and non-exhaustive summary of modifications that can be made to the data center system **102**.

1) The data center system **102** can eliminate or reduce the use of uninterruptible power supply (UPS) technology and backup systems. In its place, the data center system **102** can use software-based solutions to address failures in the data centers.

2) The data center system **102** can eliminate or reduce redundancy in the power systems, such as redundant power cables, redundant power distribution units (PDUs), redundant breakers, and so on.

3) The data center system **102** can eliminate or reduce, where possible, the complexity of buildings that house its electrical and mechanical systems.

4) The data center system **102** can eliminate or reduce non-critical parts, such as sheet metal, housings, plastic cosmetic parts, etc. In addition, the data center system **102** can provide processor architectures having reduced cost and size. These provisions make it more cost effective to leave part of a data center idle when there are insufficient renewable power sources to power the data center.

5) The data center system **102** can be managed such that failed components are left in place without servicing or replacement. FIG. **13** shows a procedure **1300** which summarizes this approach. In block **1302**, the data center system **102** identifies a failed computational resource in a data center. In block **1304**, the data center system **102** de-allocates the failed computational resource without servicing or replacing it.

6) The data center system **102** can eliminate or reduce many voltage transformation mechanisms, frequency synchronization mechanisms, and so on. For example, a solar

powers source provides native DC power. Hence, this power source need not convert the energy it produces to AC form.

7) The data center system **102** can provide dual-use hardware. For example, the data center system **102** can use the hollow tower of a wind mill as a cooling tower for a data center that is co-located at the site of the wind mill. Further details on the integration of a wind mill and a data center are described in copending and commonly-assigned application Ser. No. 12/781,445, filed on May 17, 2010, naming the inventors of Douglas Burger, et al., entitled "Wind-Powered Data Center."

E. Representative Processing Functionality

FIG. **14** sets forth illustrative electrical data processing functionality **1400** that can be used to implement any aspect of the functions described above. With reference to FIG. **1**, for instance, the type of processing functionality **1400** shown in FIG. **14** can be used to implement any aspect provided by any data center. For example, the processing functionality **1400** shown in FIG. **14** can be used to implement a server computer in a stack of server computers within a data center. Further, the type of processing functionality **1400** shown in FIG. **14** can be used to implement any aspect of the management system **120** (insofar as the management system **120** is implemented, at least in part, by a system that is separate from the data centers). In one case, the processing functionality **1400** may correspond to any type of computing device that includes one or more processing devices.

The processing functionality **1400** can include volatile and non-volatile memory, such as RAM **1402** and ROM **1404**, as well as one or more processing devices **1406**. The processing functionality **1400** also optionally includes various media devices **1408**, such as a hard disk module, an optical disk module, and so forth. The processing functionality **1400** can perform various operations identified above when the processing device(s) **1406** executes instructions that are maintained by memory (e.g., RAM **1402**, ROM **1404**, or elsewhere). More generally, instructions and other information can be stored on any computer readable medium **1410**, including, but not limited to, static memory storage devices, magnetic storage devices, optical storage devices, and so on. The term computer readable medium also encompasses plural storage devices.

The processing functionality **1400** also includes an input/output module **1412** for receiving various inputs from a user (via input mechanisms **1414**), and for providing various outputs to the user (via output modules). One particular output mechanism may include a display mechanism **1416** and an associated graphical user interface (GUI) **1418**. The processing functionality **1400** can also include one or more network interfaces **1420** for exchanging data with other devices via one or more communication conduits **1422**. One or more communication buses **1424** communicatively couple the above-described components together.

Although the subject matter has been described in language specific to structural features and/or methodological acts, it is to be understood that the subject matter defined in the appended claims is not necessarily limited to the specific features or acts described above. Rather, the specific features and acts described above are disclosed as example forms of implementing the claims.

What is claimed is:

**1**. A data center system, comprising:

a plurality of data centers configured to receive power from a plurality of power sources, at least one power source comprising a renewable power source that provides power to a first data center of the plurality of data centers;

a management system configured to manage execution of a plurality of computational tasks, an individual computational task from the plurality of computational tasks having multiple data components associated therewith, wherein the management system is further configured to:

monitor power capacities at the plurality of power sources to detect a current or future instance when a power capacity provided by the renewable power source to the first data center is deficient, wherein, in the current or future instance, the first data center has processed at least some of the multiple data components of the individual computational task and other data components of the individual computational task remain unprocessed, and

transfer at least some of the other data components of the individual computational task that remain unprocessed from the first data center that receives power from the renewable power source with deficient power capacity to a second data center that receives power from a second power source with adequate power capacity; and

a processor configured to execute at least the management system.

**2**. The data center system of claim **1**, wherein the renewable power source is co-located with the first data center.

**3**. The data center system of claim **1**, wherein:

the renewable power source is not connected to an established power distribution grid, and

the plurality of power sources also includes at least one on-grid utility power source that is connected to the established power distribution grid.

**4**. The data center system of claim **1**, wherein the management system is further configured to move at least one of the multiple data components by adjusting a time at which the at least one of the multiple data components is to be performed.

**5**. The data center system of claim **4**, wherein said at least one of the multiple data components is originally designated to be performed at time t, and wherein the management system is configured to move said at least one of the multiple data components to a time prior to the time t.

**6**. The data center system of claim **4**, wherein said at least one of the multiple data components is originally designated to be performed at time t, wherein the management system is configured to move said at least one of the multiple data components to a time after the time t.

**7**. The data center system of claim **4**, wherein the management system is configured to suspend execution of said at least one of the multiple data components, and to later resume execution of said at least one of the multiple data components.

**8**. The data center system of claim **1**, wherein the management system is configured to:

analyze the individual computational task to identify separable data components of the multiple data components that can be decoupled to perform the individual computational task;

parse the individual computational task into the separable data components; and

obtain the at least some of the other data components that are transferred to the second data center from the separable data components.

**9**. The data center system of claim **1**, wherein the management systems is configured to transfer the at least some of the other data components of the individual computational task that remain unprocessed based on a consideration of one or more of:

monetary costs of performing computation in different data centers of the plurality of data centers;

environmental costs of performing computation in the different data centers;

power usage effectiveness (PUE) metrics associated with performing computation in the different data centers;

types of resources provided by the different data centers; and

legal constraints associated with performing computation in the different data centers.

**10**. The data center system of claim **1**, wherein:

individual data centers convert input data components of the plurality of computational tasks into output data components,

the individual data centers store intermediate data components, and

the management system is configured to manage the execution of the plurality of computational tasks based on consideration of at least one of:

costs of processing the input data components by different data centers at different times;

costs of transferring the input data components among the different data centers;

costs of storing the intermediate data components by the different data centers; and

costs of transferring the intermediate data components between the different data centers.

**11**. The data center system of claim **1**, wherein the management system includes a price determination module configured to determine prices associated with execution of the plurality of computational tasks within the data center system, the prices including an individual price for the individual computational task and another individual price for another individual computational task having other data components.

**12**. The data center system of claim **11**, wherein the price determination module is configured to determine the individual price based on at least one characteristic of the renewable power source.

**13**. The data center system of claim **11**, wherein the price determination module is configured to determine the another individual price based on whether the another individual computational task involves movement of an individual other data component of the another individual computational task.

**14**. The data center system of claim **11**, wherein the price determination module is configured to determine the another individual price for the another individual computational task according to a defined first level of service, and wherein the management system is configured to satisfy the first level of service but not exceed the first level of service when performing the another individual computational task.

**15**. The data center system of claim **14**, wherein the management system is configured to move an individual other data component of the another individual computational task to accommodate execution of a further computational task having a second price and a corresponding second level of service, wherein the second price is higher than the another individual price and the second level of service is higher than the first level of service.

**16**. The data center system of claim **11**, wherein the price determination module is configured to determine the individual price for the individual computational task based on Service Level Agreement information associated with the individual computational task, the Service Level Agreement information specifying one or more of:

a throughput metric that defines a desired throughput performance of the individual computational task;

a latency metric that defines a desired latency performance of the individual computational task; and

a reliability metric that defines a desired reliability performance of the individual computational task.

**17**. The data center system of claim **16**, wherein the latency metric comprises one or more of:

an intra-center latency metric which defines a desired intra-center latency within the first data center; and

an end-to-end latency metric which defines a desired end-to-end latency between submission of the individual computational task and a response received following execution of the individual computational task.

**18**. The data center system of claim **11**, wherein the price determination module comprises:

a supply determination module configured to determine a supply curve associated with availability of a computational resource within the data center system over a span of time;

a demand determination module configured to determine a demand curve that expresses a demand for the computational resource as a function of price associated with the computational resource, for a particular time; and

a price assessment module configured to determine a price at which to provide the computational resource at the particular time based on the supply curve and the demand curve.

**19**. The data center system of claim **18**, wherein the supply determination module includes a prediction module configured to predict the supply curve based on historical information, and the demand determination module includes another prediction module configured to predict the demand curve based on other historical information.

**20**. The data center system of claim **11**, wherein the price determination module comprises:

an auction module configured to determine the prices based on bids received by entities; and

a bid assistance module configured to assist the entities in submitting bids to the auction module.

**21**. The data center system of claim **11**, wherein the price determination module is configured to determine the another individual price for the another individual computational task based on a consideration of costs associated with execution of subtasks associated with the another individual computational task by different respective data centers.

**22**. The data center system of claim **11**, wherein the price determination module is configured to generate and provide an itemized bill to an entity that identifies costs associated with performing the another individual computational task using one or more of the plurality of data centers.

**23**. The data center system of claim **1**, wherein the first data center and the renewable power source eliminate one or more of:

power backup mechanisms;

redundant components;

power converter components; and

housing components.

**24**. A method comprising:

monitoring a power capacity of a renewable off-grid power source that is not connected to an established power distribution grid, wherein the renewable off-grid power source supplies power to a first data center;

executing a computational task at the first data center by processing multiple data components associated with the computational task; and

responsive to the monitoring showing that the power capacity of the renewable off-grid power source is deficient, transferring at least some of the multiple data

components to a second data center that receives power from another power source with adequate power capacity, wherein the transferring is performed after execution of the computational task begins but before all of the multiple data components have been processed,

wherein at least the transferring is performed by a computing device.

**25**. The method of claim **24**, further comprising selecting the second data center for the transferring based on power cost.

**26**. The method of claim **24**, further comprising:

analyzing the computational task to identify separable data components of the multiple data components that can be decoupled from other data components of the computational task;

parsing the computational task into the separable data components based on the analyzing; and

obtaining the at least some of the multiple data components from the separable data components.

**27**. A computer readable memory device or storage device storing computer readable instructions that, when executed by one or more processing devices, cause the one or more processing devices to perform acts comprising:

monitoring power capacities of multiple power sources supplying power to multiple data centers in a data center system, wherein the multiple power sources include an episodic power source that supplies power to a first data center in the data center system; and

responsive to the monitoring showing that power capacity of the episodic power source is deficient, transferring execution of an individual computational task from the first data center supplied by the episodic power source to a second data center in the data center system that is not supplied by the episodic power source, wherein:

the transferring comprises transferring at least one partial result associated with the individual computational task from the first data center to the second data center, and

the transferring is performed after the first data center begins execution of the individual computational task.

**28**. The computer readable memory device or storage device of claim **27**, the acts further comprising:

selecting the second data center for the transferring based on one or more characteristics of a second power source available to the second data center, the characteristics comprising one or more of power availability, power type, power cost, and cost of transferring the execution of the individual computational task.

**29**. The computer readable memory device or storage device of claim **27**, the acts further comprising:

ensuring that the transferring maintains conformance with a service level agreement.

* * * * *