US 20140163978A1

(19) United States

(12) Patent Application Publication

Basye et al.

(10) Pub. No.: US 2014/0163978 A1

(43) Pub. Date: Jun. 12, 2014

(54) **SPEECH RECOGNITION POWER MANAGEMENT**

(71) Applicant: **Amazon Techologies, Inc.**, (US)

(72) Inventors: **Kenneth John Basye**, Sutton, MA (US); **Hugh Evan Secker-Walker**, Newburyport, MA (US); **Tony David**, San Jose, CA (US); **Reinhard Kneser**, Aachen, North Rhine-Westphalia (DE); **Jeffrey Penrod Adams**, Tyngsborough, MA (US); **Stan Weidner Salvador**, Tega Cay, SC (US); **Mahesh Krishnamoorthy**, Melrose, MA (US)

(73) Assignee: **AMAZON TECHNOLOGIES, INC.**, Reno, NV (US)

(21) Appl. No.: **13/711,510**

(22) Filed: **Dec. 11, 2012**

Publication Classification

(51) **Int. Cl.**
G10L 15/08 (2006.01)

(52) **U.S. Cl.**
CPC *G10L 15/08* (2013.01)
USPC **704/233**

(57) **ABSTRACT**

Power consumption for a computing device may be managed by one or more keywords. For example, if an audio input obtained by the computing device includes a keyword, a network interface module and/or an application processing module of the computing device may be activated. The audio input may then be transmitted via the network interface module to a remote computing device, such as a speech recognition server. Alternately, the computing device may be provided with a speech recognition engine configured to process the audio input for on-device speech recognition.

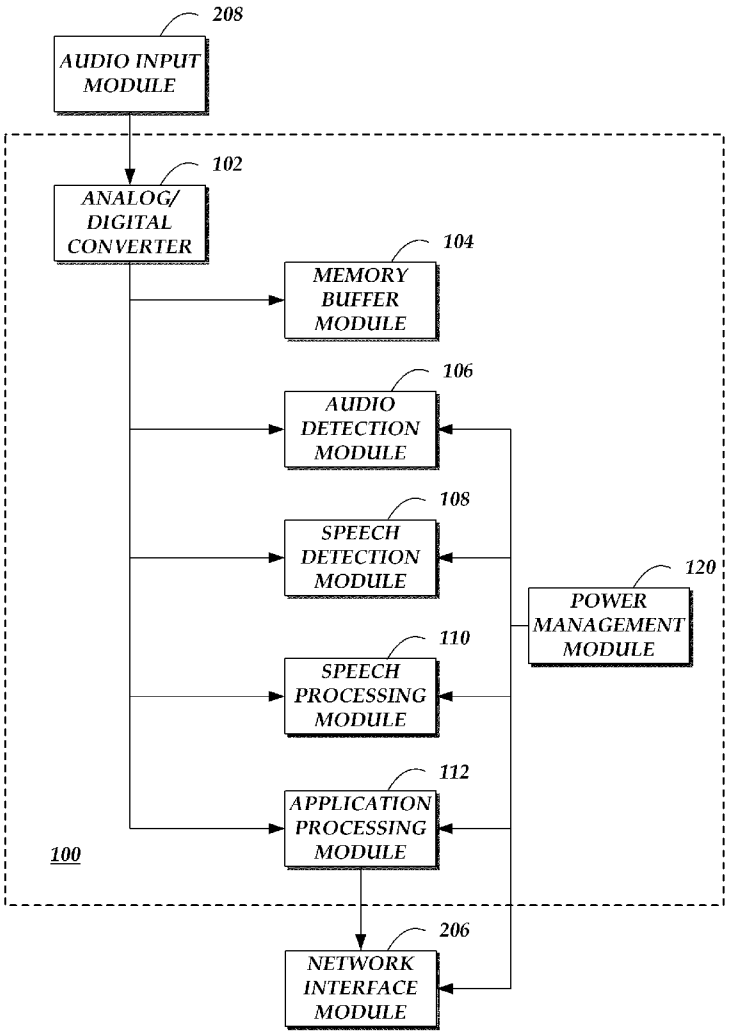

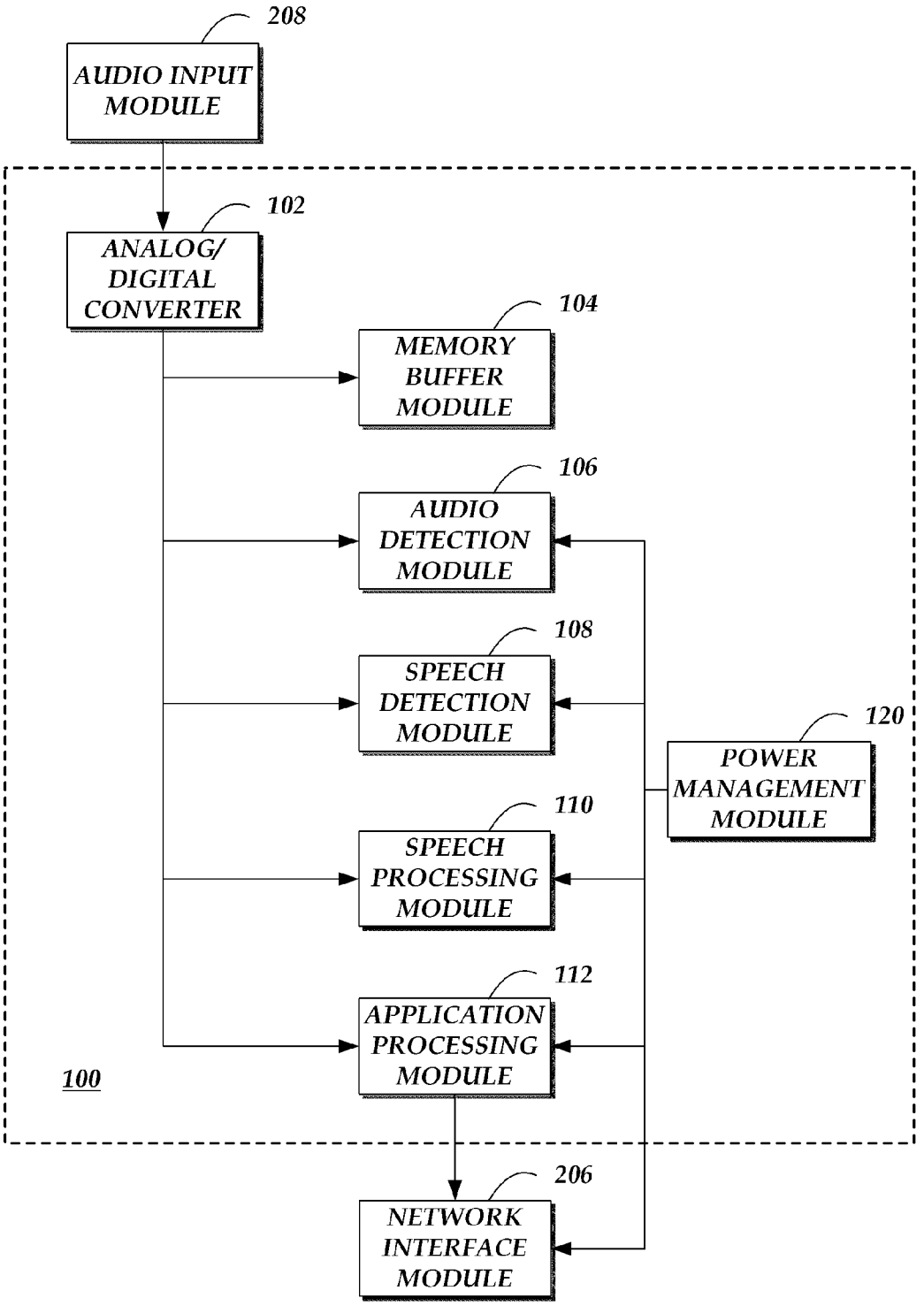
208
AUDIO INPUT MODULE
102
ANALOG/ DIGITAL CONVERTER
104
MEMORY BUFFER MODULE
106
AUDIO DETECTION MODULE
108
SPEECH DETECTION MODULE
120
POWER MANAGEMENT MODULE
110
SPEECH PROCESSING MODULE
112
APPLICATION PROCESSING MODULE
100
206
NETWORK INTERFACE MODULE

Fig.1.

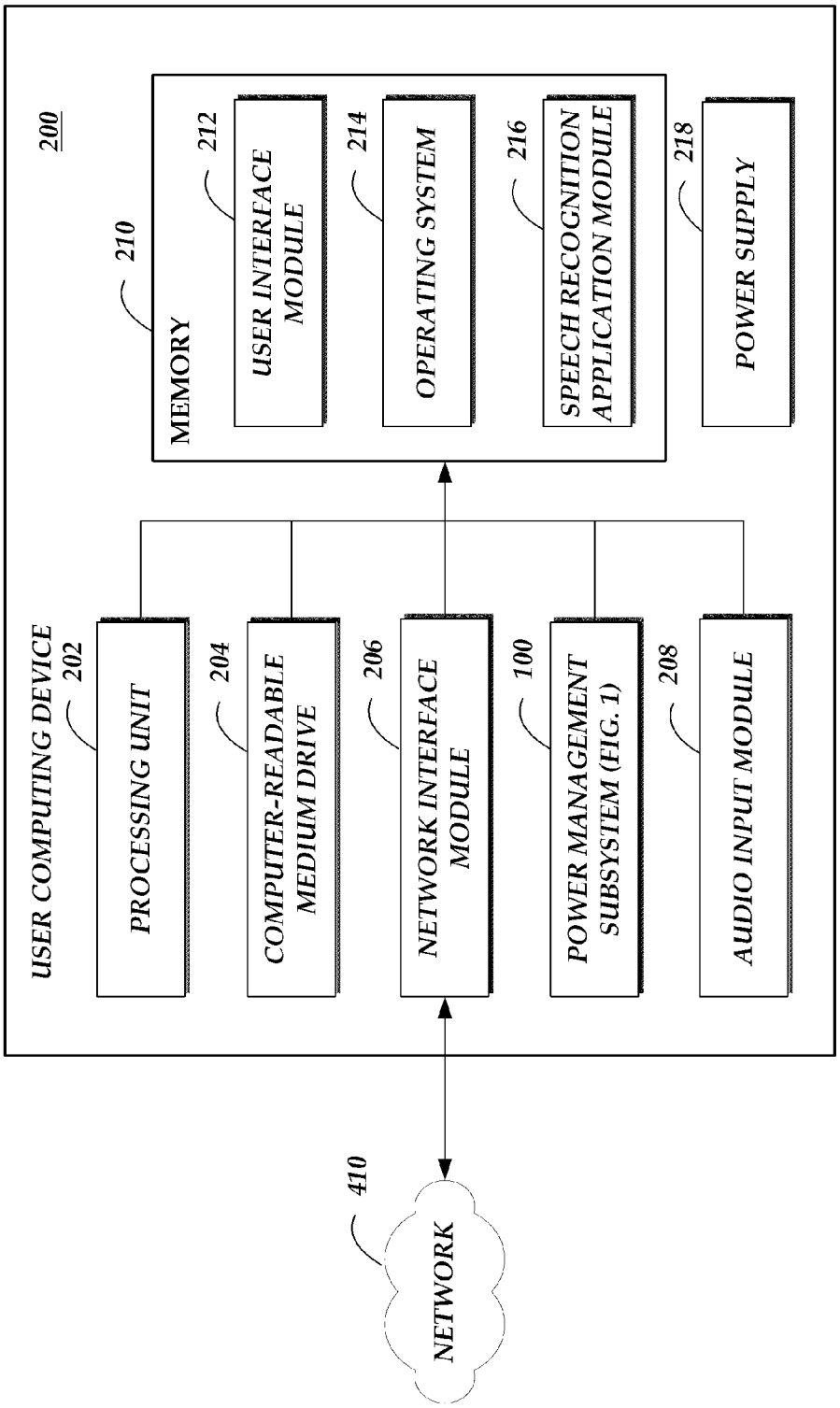
200
USER COMPUTING DEVICE
202
PROCESSING UNIT
204
COMPUTER-READABLE MEDIUM DRIVE
206
NETWORK INTERFACE MODULE
100
POWER MANAGEMENT SUBSYSTEM (FIG. 1)
208
AUDIO INPUT MODULE
210
MEMORY
212
USER INTERFACE MODULE
214
OPERATING SYSTEM
216
SPEECH RECOGNITION APPLICATION MODULE
218
POWER SUPPLY
410
NETWORK

Fig. 2.

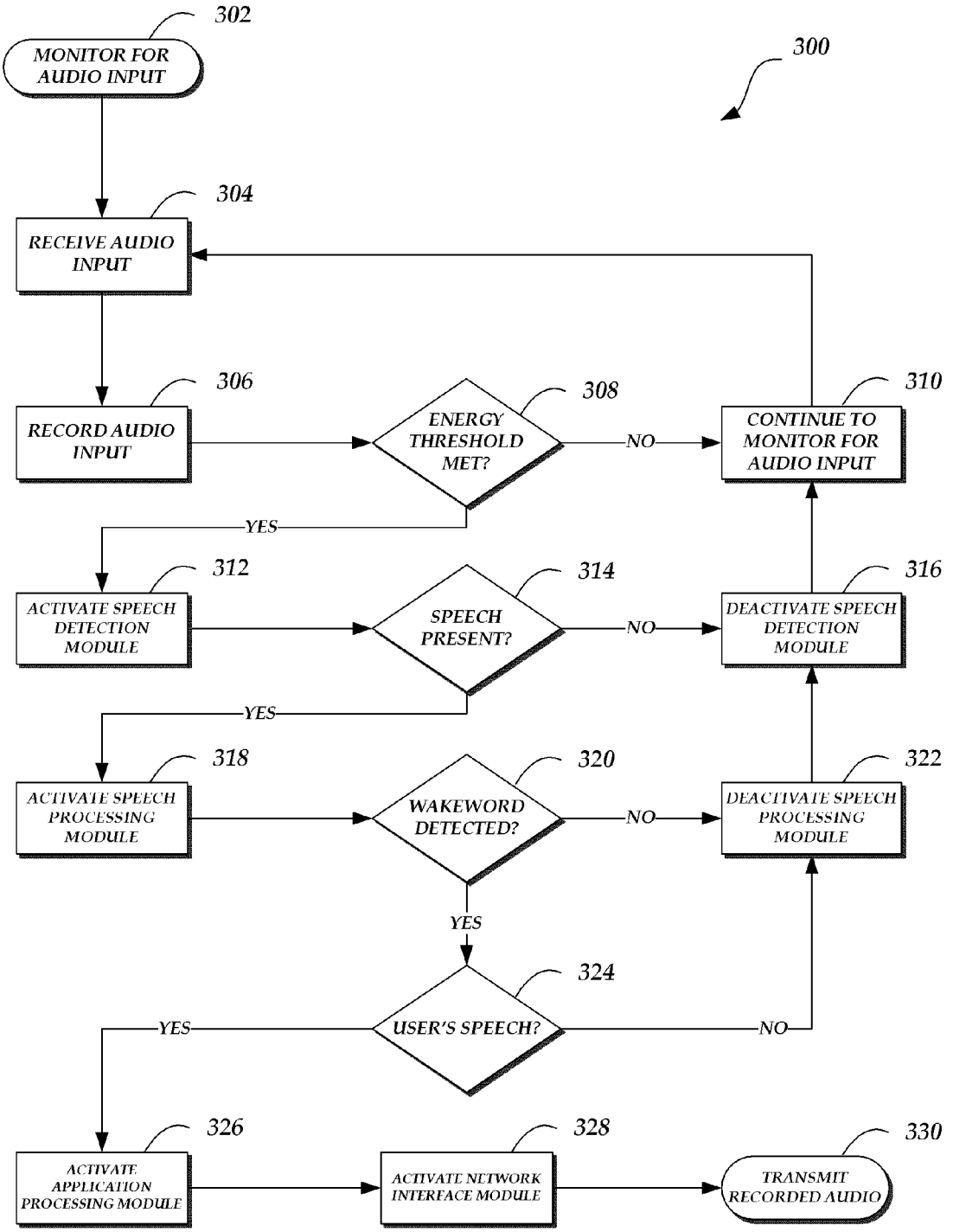
302
MONITOR FOR AUDIO INPUT
300
304
RECEIVE AUDIO INPUT
306
RECORD AUDIO INPUT
308
ENERGY THRESHOLD MET?
NO
310
CONTINUE TO MONITOR FOR AUDIO INPUT
YES
312
ACTIVATE SPEECH DETECTION MODULE
314
SPEECH PRESENT?
NO
316
DEACTIVATE SPEECH DETECTION MODULE
YES
318
ACTIVATE SPEECH PROCESSING MODULE
320
WAKEWORD DETECTED?
NO
322
DEACTIVATE SPEECH PROCESSING MODULE
YES
324
USER'S SPEECH?
YES
NO
326
ACTIVATE APPLICATION PROCESSING MODULE
328
ACTIVATE NETWORK INTERFACE MODULE
330
TRANSMIT RECORDED AUDIO

Fig.3.

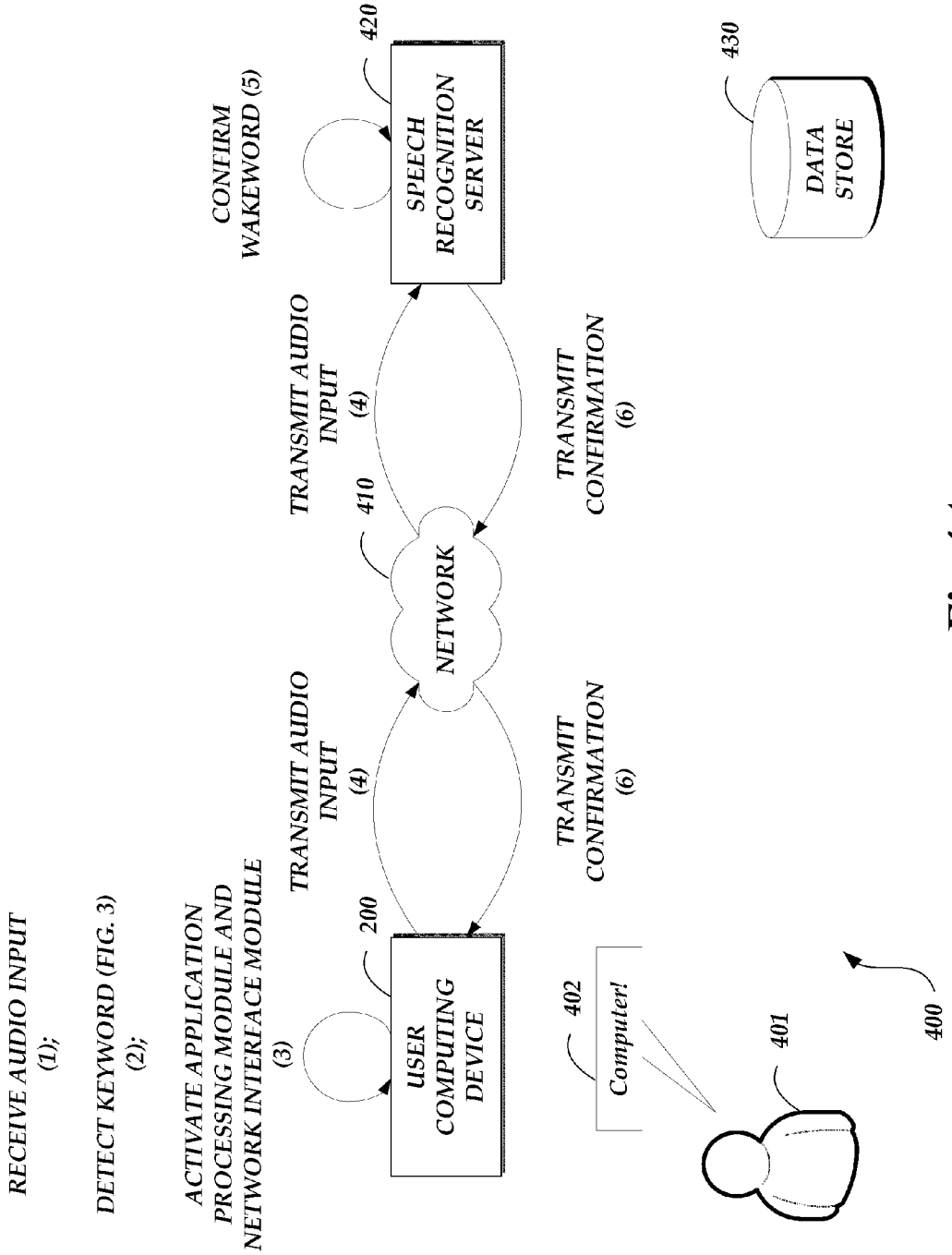
RECEIVE AUDIO INPUT (1);
DETECT KEYWORD (FIG. 3) (2);
ACTIVATE APPLICATION PROCESSING MODULE AND NETWORK INTERFACE MODULE (3)
200
USER COMPUTING DEVICE
TRANSMIT AUDIO INPUT (4)
TRANSMIT AUDIO INPUT (4)
410
NETWORK
CONFIRM WAKEWORD (5)
420
SPEECH RECOGNITION SERVER
TRANSMIT CONFIRMATION (6)
TRANSMIT CONFIRMATION (6)
402
Computer!
401
400
430
DATA STORE

Fig.4A.

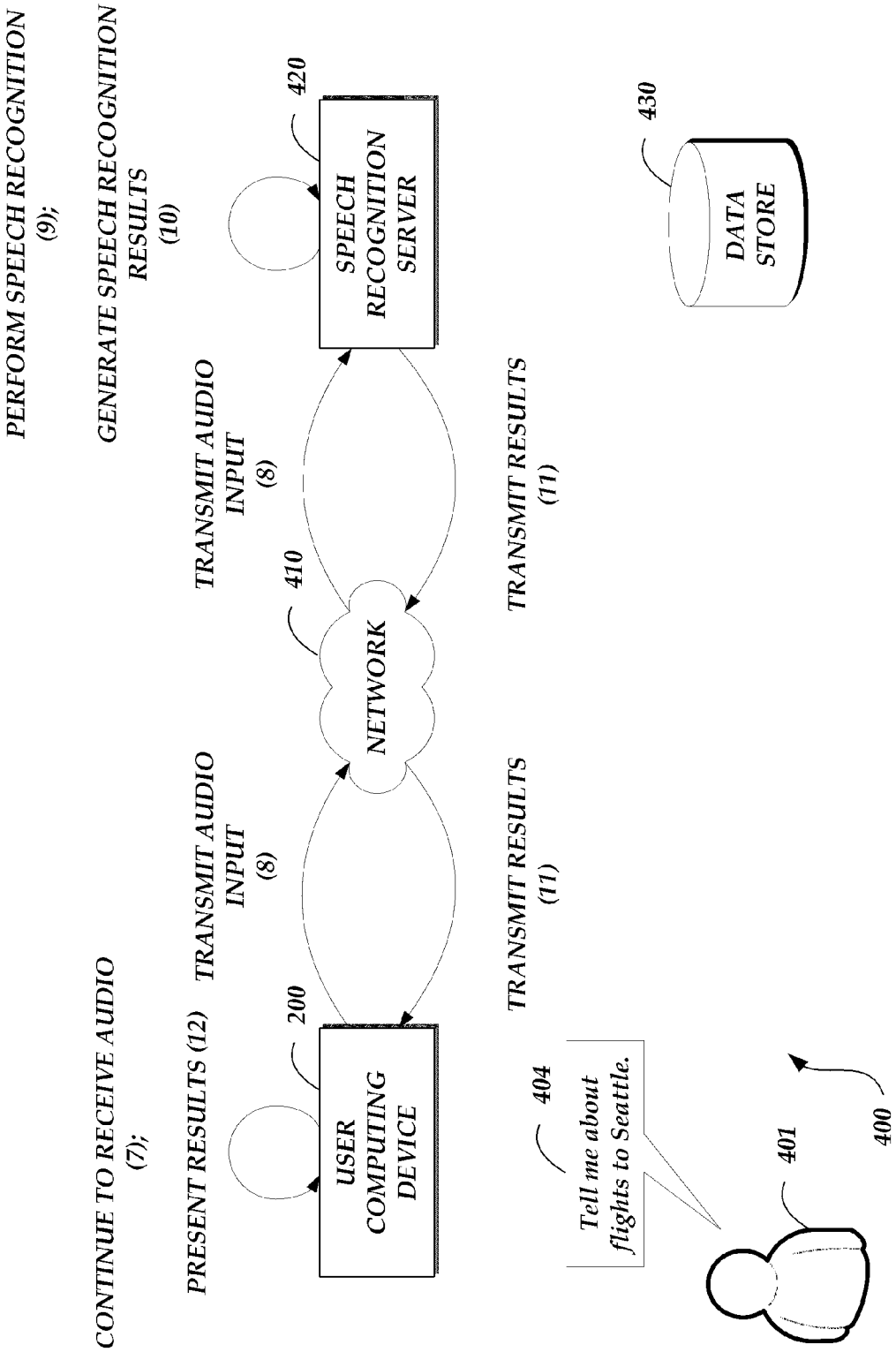
PERFORM SPEECH RECOGNITION (9);
GENERATE SPEECH RECOGNITION RESULTS (10)
420
SPEECH RECOGNITION SERVER
430
DATA STORE
TRANSMIT AUDIO INPUT (8)
TRANSMIT RESULTS (11)
410
NETWORK
TRANSMIT AUDIO INPUT (8)
TRANSMIT RESULTS (11)
CONTINUE TO RECEIVE AUDIO (7);
PRESENT RESULTS (12)
200
USER COMPUTING DEVICE
404
Tell me about flights to Seattle.
401
400

Fig.4B.

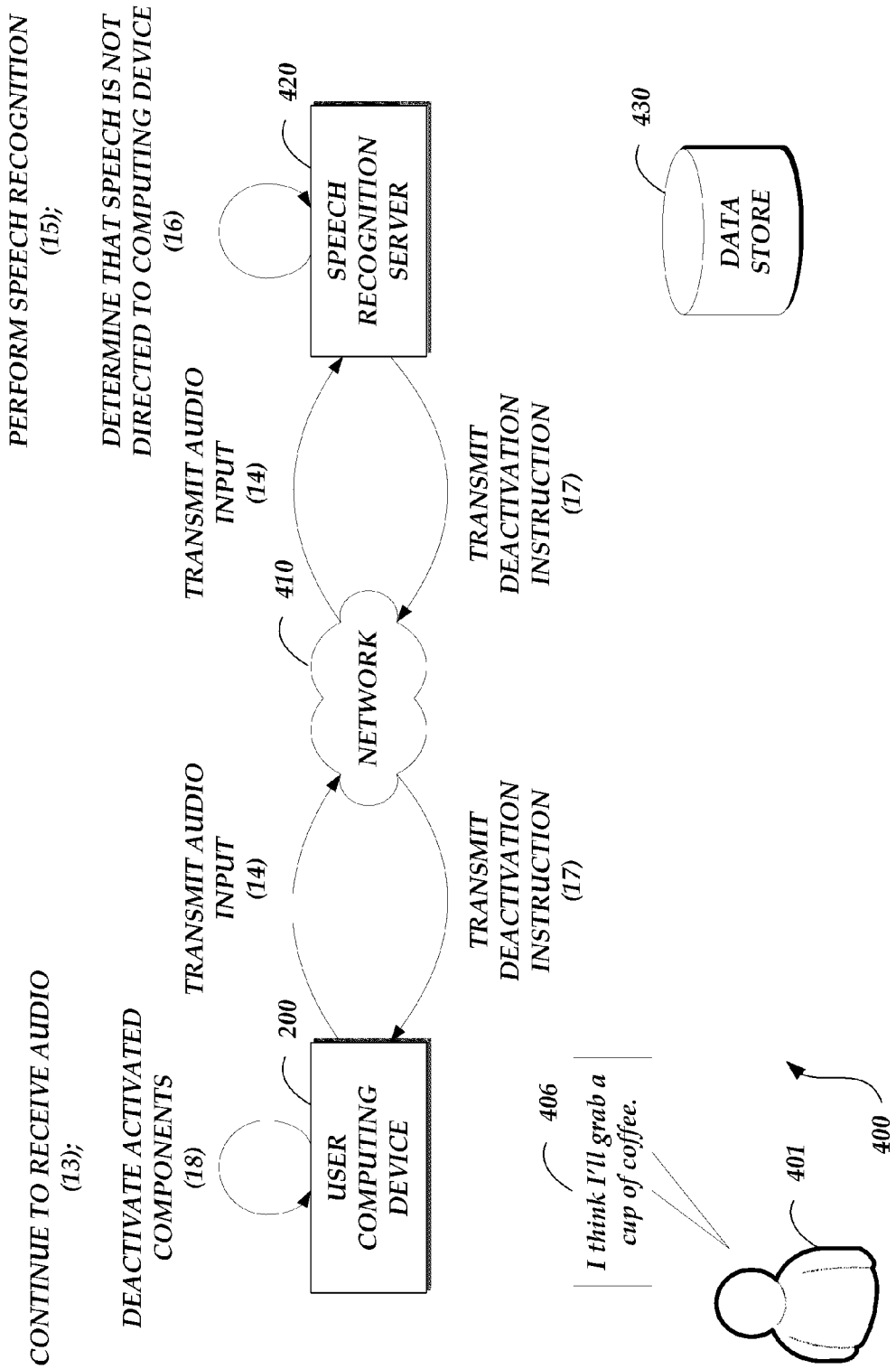
CONTINUE TO RECEIVE AUDIO (13);
DEACTIVATE ACTIVATED COMPONENTS (18)
200
USER COMPUTING DEVICE
TRANSMIT AUDIO INPUT (14)
TRANSMIT AUDIO INPUT (14)
410
NETWORK
TRANSMIT DEACTIVATION INSTRUCTION (17)
TRANSMIT DEACTIVATION INSTRUCTION (17)
420
SPEECH RECOGNITION SERVER
PERFORM SPEECH RECOGNITION (15);
DETERMINE THAT SPEECH IS NOT DIRECTED TO COMPUTING DEVICE (16)
430
DATA STORE
406
I think I'll grab a cup of coffee.
401
400

Fig.4C.


500
POWER MANAGEMENT CONTROL PANEL
DECREASE
NO CHANGE
INCREASE
ENERGY LEVEL THRESHOLD
KEYWORD CONFIDENCE THRESHOLD
IDENTIFICATION CONFIDENCE THRESHOLD
ENERGY LEVEL TIMEOUT
0:15
508A
SPEECH DETECTION TIMEOUT
2:00
508B
REQUIRE SERVER CONFIRMATION
REQUIRE SPEAKER IDENTIFICATION
ENABLE ON-DEVICE RECOGNITION
X
X
CURRENT WAKEWORD
"COMPUTER!"
516
CURRENT SLEEPWORD
"DISMISSED!"
518
502
504
506
510
512
514

Fig.5.

SPEECH RECOGNITION POWER MANAGEMENT

BACKGROUND

[0001] Computing devices may include speech recognition capabilities. For example, a computing device can capture audio input and recognize speech using an acoustic model and a language model. The acoustic model is used to generate hypotheses regarding which sound subword units (e.g., phonemes, etc.) correspond to speech based on the acoustic features of the speech. The language model is used to determine which of the hypotheses generated using the acoustic model is the most likely transcription of the speech based on lexical features of the language in which the speech is spoken. A computing device may also be capable of processing the recognized speech for specific speech recognition applications. For example, finite grammars or natural language processing techniques may be used to process speech.

BRIEF DESCRIPTION OF THE DRAWINGS

[0002] The various aspects and many of the attendant advantages of the present disclosure will become more readily appreciated as the same become better understood by reference to the following detailed description when taken in conjunction with the accompanying drawings, wherein:

[0003] FIG. **1** is a schematic diagram depicting an illustrative power management subsystem.

[0004] FIG. **2** is a schematic diagram depicting an illustrative user computing device including a power management subsystem.

[0005] FIG. **3** is flow diagram depicting an illustrative routine for speech recognition power management which may be implemented by the power management subsystem of FIG. **1**.

[0006] FIG. **4**A, FIG. **4**B, and FIG. **4**C are state diagrams depicting an illustrative operation of a distributed speech recognition system.

[0007] FIG. **5** is a pictorial diagram depicting an illustrative user interface that may be provided by a user computing device that includes a power management subsystem.

DETAILED DESCRIPTION

[0008] In some current approaches to speech recognition, speech recognition capabilities are allocated among one or more computing devices in a distributed computing environment. In a particular example of these approaches, a first computing device may be configured to capture audio input, and may transmit the audio input over a network to a second computing device. The second computing device may perform speech recognition on the audio input and generate a transcription of speech included in the audio input. The transcription of the speech then may be transmitted over the network from the second computing device back to the first computing device. In other current approaches, the first computing device may be configured to capture audio input and transcribe the audio input on its own.

[0009] In these and other current approaches, the first computing device may be configured to remain in a persistently active state. In such a persistently active state, the first computing device may continuously maintain a network connection to the second computing device. The first computing device may also continue to power any hardware used to implement its own speech recognition capabilities. One drawback of these approaches, among others, is that the first computing device may consume unacceptable amounts of energy to maintain the persistently active state. Such energy demands may prove especially problematic for mobile computing devices that rely on battery power. Still other problems are present in current approaches.

[0010] Accordingly, aspects of the present disclosure are directed to power management for speech recognition. A computing device may be provided with a power management subsystem that selectively activates or deactivates one or more modules of the computing device. This activation may be responsive to an audio input that includes one or more pre-designated spoken words, sometimes referred to herein as "keywords." A keyword that prompts the activation of one or more components may be activated is sometimes referred to herein as a "wakeword," while a keyword that prompts the deactivation of one or more components is sometimes referred to herein as a "sleepword." In a particular example, the computing device may include a selectively activated network interface module that, when activated, consumes energy to provide the computing device with connectivity to a second computing device, such as a speech recognition server or other computing device. The power management subsystem may process an audio input to determine that the audio input includes a wakeword, and activate the network interface module in response to determining that the audio input comprises the wakeword. With the network interface module activated, the power management subsystem may cause transmission of the audio input to a speech recognition server for processing.

[0011] The power management subsystem may itself include one or more selectively activated modules. In some embodiments, one or more of the selectively activated modules are implemented as dedicated hardware (such as an integrated circuit, a digital signal processor or other type of processor) that may be switched from a low-power, deactivated state with relatively lesser functionality, to a high-power, activated state with relatively greater functionality, and vice versa. In other embodiments, one or more modules are implemented as software that includes computer-executable code carried out by one or more general-purpose processors. A software module may be activated (or deactivated) by activating (or deactivating) a general-purpose processor configured to or capable of carrying out the computer-executable code included in the software. In still further embodiments, the power management system includes both one or more hardware modules and one or more software modules.

[0012] The power management subsystem may further include a control module in communication with the one or more selectively activated modules. Such a control module is sometimes referred to herein as a "power management module," and may include any of the hardware or software described above. The power management module may cause the activation or deactivation of a module of the power management subsystem. In some embodiments, the power management module activates or deactivates one or more modules based at least in part on a characteristic of audio input obtained by an audio input module included in the computing device. For example, a module of the power management subsystem may determine one or more values, which values may include, for example, an energy level or volume of the audio input; a score corresponding to a likelihood that speech is present in the audio input; a score corresponding to a likelihood that a keyword is present in the speech; and other values. The module may communicate the one or more values

to the power management module, which may either communicate with another module to cause activation thereof or communicate with the module from which the one or more values were received to cause deactivation of that module and/or other modules. In other embodiments, however, a first selectively activated module may communicate directly with a second selectively activated module to cause activation thereof In such embodiments, no power management module need be present. In still further embodiments, a power management subsystem may be provided with one or more modules, wherein at least some of the one or more modules are in communication with each other but not with the power management module.

[0013] In an example implementation, the power management subsystem may include an audio detection module, which may be configured to determine an energy level or volume of an audio input obtained by the computing device. While the audio detection module may persistently monitor for audio input, the remaining components of the power management subsystem may remain in a low-power, inactive state until activated (either by the power management module or by a different module). If the audio detection module determines that an audio input meets a threshold energy level or volume, a speech detection module may be activated to determine whether the audio input includes speech. If the speech detection module determines that the audio input includes speech, a speech processing module included in the power management subsystem may be activated. The speech processing module may determine whether the speech includes a wakeword, and may optionally classify the speech to determine if a particular user spoke the wakeword. If the speech processing module determines that the speech includes the wakeword, an application processing module may be activated, which application processing module may implement a speech recognition application module stored in memory of the computing device. The speech recognition application may include, for example, an intelligent agent frontend, such as that described in "Intelligent Automated Assistant," which was filed on Jan. 10, 2011 and published as U.S. Publication No. 2012/0016678 on Jan. 19, 2012. The disclosure of this patent application is hereby incorporated by reference in its entirety. The selectively activated network interface module may also be activated as discussed above, and the audio input may be transmitted to a remote computing device for processing. This example implementation is discussed in greater detail below with respect to FIG. **3**. Alternately, the power management subsystem may, responsive to detecting the wakeword, activate a processing unit that implements any on-device speech recognition capabilities of the computing device.

[0014] By selectively activating modules of the computing device, the power management subsystem may advantageously improve the energy efficiency of the computing device. The power management subsystem may further improve the energy efficiency of the computing device by selectively activating one or more of its own modules. While such implementations are particularly advantageous for computing devices that rely on battery power, all computing devices for which power management may be desirable can benefit from the principles of the present disclosure.

[0015] Turning now to FIG. **1**, an illustrative power management subsystem **100** that may be included in a computing device is shown. The power management subsystem **100** may include an analog/digital converter **102**; a memory buffer module **104**; an audio detection module **106**; a speech detection module **108**; a speech processing module **110**; an application processing module **112**; and a power management module **120**. The memory buffer module **104** may be in communication with the audio detection module **106**; the speech detection module **108**; the speech processing module **110**; the application processing module **112**; and a network interface module **206**. The power management module **120** may likewise be in communication with audio detection module **106**; the speech detection module **108**; the speech processing module **110**; the application processing module **112**; and the network interface module **206**.

[0016] The analog/digital converter **102** may receive an audio input from an audio input module **208**. The audio input module **208** is discussed in further detail below with respect to FIG. **2**. The analog/digital converter **102** may be configured to convert analog audio input to digital audio input for processing by the other components of the power management subsystem **100**. In embodiments in which the audio input module **208** obtains digital audio input (e.g., the audio input module **208** includes a digital microphone or other digital audio input device), the analog/digital converter **102** may optionally be omitted from the power management subsystem **100**. Thus, the audio input module **208** may provide audio input directly to the other modules of the power management subsystem **100**.

[0017] The memory buffer module **104** may include one or more memory buffers configured to store digital audio input. The audio input obtained by the audio input module **208** (and, if analog, converted to digital form by the analog/digital converter **102**) may be recorded to the memory buffer module **104**. The audio input recorded to the memory buffer module **104** may be accessed by other modules of the power management subsystem **100** for processing by those modules, as discussed further herein.

[0018] The one or more memory buffers of the memory buffer module **104** may include hardware memory buffers, software memory buffers, or both. The one or more memory buffers may have the same capacity, or different capacities. A memory buffer of the memory buffer module **104** may be selected to store an audio input depending on which other modules are activated. For example, if only the audio detection module **106** is active, an audio input may be stored to a hardware memory buffer with relatively small capacity. However, if other modules are activated, such as the speech detection module **108**; the speech processing module **110**; the application processing module **112**; and/or the network interface module **206**, the audio input may be stored to a software memory buffer of relatively larger capacity. In some embodiments, the memory buffer module **104** includes a ring buffer, in which audio input may be recorded and overwritten in the order that it is obtained by the audio input module **208**.

[0019] The audio detection module **106** may process audio input to determine an energy level of the audio input. In some embodiments, the audio detection module **106** includes a low-power digital signal processor (or other type of processor) configured to determine an energy level (such as a volume, intensity, amplitude, etc.) of an obtained audio input and for comparing the energy level of the audio input to an energy level threshold. The energy level threshold may be set according to user input, or may be set automatically by the power management subsystem **100** as further discussed below with respect to FIG. **3**. In some embodiments, the audio detection module **106** is further configured to determine that the audio

input has an energy level satisfying a threshold for at least a threshold duration of time. In such embodiments, high-energy audio inputs of relatively short duration, which may correspond to sudden noises that are relatively unlikely to include speech, may be ignored and not processed by other components of the power management subsystem **100**.

[0020] If the audio detection module **106** determines that the obtained audio input has an energy level satisfying an energy level threshold, it may communicate with the power management module **120** to direct the power management module **120** to activate the speech detection module **108**. Alternately, the audio detection module **106** may communicate the energy level to the power management module **120**, and the power management module **120** may compare the energy level to the energy level threshold (and optionally to the threshold duration) to determine whether to activate the speech detection module **108**. In another alternative, the audio detection module **106** may communicate directly with the speech detection module **108** to activate it. Optionally, the power management module **120** (or audio detection module **106**) may direct the audio input module **208** to increase its sampling rate (whether measured in frame rate or bit rate) responsive to the audio detection module **106** determining that the audio input has an energy level satisfying a threshold.

[0021] The speech detection module **108** may process audio input to determine whether the audio input includes speech. In some embodiments, the speech detection module **108** includes a low-power digital signal processor (or other type of processor) configured to implement one or more techniques to determine whether the audio input includes speech. In some embodiments, the speech detection module **108** applies voice activity detection (VAD) techniques. Such techniques may determine whether speech is present in an audio input based on various quantitative aspects of the audio input, such as the spectral slope between one or more frames of the audio input; the energy levels of the audio input in one or more spectral bands; the signal-to-noise ratios of the audio input in one or more spectral bands; or other quantitative aspects. In other embodiments, the speech detection module **108** implements a limited classifier configured to distinguish speech from background noise. The classifier may be implemented by techniques such as linear classifiers, support vector machines, and decision trees. In still other embodiments, the speech detection module **108** applies Hidden Markov Model (HMM) or Gaussian Mixture Model (GMM) techniques to compare the audio input to one or more acoustic models, which acoustic models may include models corresponding to speech, noise (such as environmental noise or background noise), or silence. Still other techniques may be used to determine whether speech is present in the audio input.

[0022] Using any of the techniques described above, the speech detection module **108** may determine a score or a confidence level whose value corresponds to a likelihood that speech is actually present in the audio input (as used herein, "likelihood" may refer to common usage, whether something is likely, or the usage in statistics). If the score satisfies a threshold, the speech detection module **108** may determine that speech is present in the audio input. However, if the score does not satisfy the threshold, the speech detection module **108** may determine that there is no speech in the audio input.

[0023] The speech detection module **108** may communicate its determination as to whether speech is present in the audio input to the power management module **120**. If speech is present in the audio input, the power management module **120** may activate the speech processing module **110** (alternately, the speech detection module **108** may communicate directly with the speech processing module **110**). If speech is not present in the audio input, the power management module **120** may deactivate the speech detection module **108**. Alternately, the speech detection module **108** may communicate the score to the power management module **120**, whereupon the power management module **120** may determine whether to activate the speech processing module **110** or deactivate the speech detection module **108**.

[0024] The speech processing module **110** may process the audio input to determine whether a keyword is included in the speech. In some embodiments, the speech processing module **110** includes a microprocessor configured to detect a keyword in the speech, such as a wakeword or sleepword. The speech processing module **110** may be configured to detect the keyword using HMM techniques, GMM techniques, or other speech recognition techniques.

[0025] The speech processing module **110** may be able to separate speech that incidentally includes a keyword from a deliberate utterance of the keyword by determining whether the keyword was spoken immediately before or after one or more other phonemes or words. For example, if the keyword is "ten," the speech processing module **110** may be able to distinguish the user saying "ten" by itself from the user saying "ten" incidentally as part of the word "Tennessee," the word "forgotten," the word "stent," or the phrase "ten bucks."

[0026] The speech processing module **110** may further be configured to determine whether the speech is associated with a particular user of a computing device in which the power management subsystem **100** is included, or whether the speech corresponds to background noise; audio from a television; music; or the speech of a person other than the user, among other classifications. This functionality may be implemented by techniques such as linear classifiers, support vector machines, and decision trees, among other techniques for classifying audio input.

[0027] Using any of the techniques described above, the speech processing module **110** may determine a score or confidence level whose value corresponds to a likelihood that a keyword is actually present in the speech. If the score satisfies a threshold, the speech processing module **110** may determine that the keyword is present in the speech. However, if the score does not satisfy the threshold, the speech processing module **110** may determine that there is no keyword in the speech.

[0028] The speech processing module **110** may communicate its determination as to whether a keyword is present in the speech to the power management module **120**. If the keyword is present in the speech and the keyword is a wakeword, the power management module **120** may activate application processing module **112** and the network interface module **206** (alternately, the speech processing module **110** may communicate directly with these other modules). If the keyword is not present in the audio input (or the keyword is a sleepword), the power management module **120** may deactivate the speech processing module **110** and the speech detection module **108**. Alternately, the speech processing module **110** may communicate the score to the power management module **120**, whereupon the power management module **120** may determine whether to activate the application processing module **112** and the network interface module **206** or deactivate the speech processing module **110** and the speech detec-

tion module **108**. In some embodiments, these activations and/or deactivations only occur if the speech processing module **110** determines that a particular user spoke the speech that includes the keyword.

[0029] The application processing module **112** may include a microprocessor configured to implement a speech recognition application provided with a computing device in which the power management subsystem is included. The speech recognition application may include any application for which speech recognition may be desirable, such as a dictation application, a messaging application, an intelligent agent frontend application, or any other application. The speech recognition application may also be configured to format the speech (e.g., by compressing the speech) for transmission over a network to a remote computing device, such as a speech recognition server.

[0030] In some embodiments, the application processing module **112** includes a dedicated microprocessor for implementing the speech recognition application. In other embodiments, the application processing module **112** includes a general-purpose microprocessor that may also implement other software provided with a computing device in which the power management subsystem **100** is included, such as the processing unit **202** shown in FIG. **2**, which is discussed further below.

[0031] The network interface module **206**, when activated, may provide connectivity over one or more wired or wireless networks. Upon its activation, the network interface module **206** may transmit the received audio input recorded to the memory buffer module **104** over a network to a remote computing device, such as a speech recognition server. The remote computing device may return recognition results (e.g., a transcription or response to an intelligent agent query) to the computing device in which the network interface module **206** is included, whereupon the network interface module **206** may provide the received recognition results to the application processing module **112** for processing. The network interface module **206** is discussed further below with respect to FIG. **2**.

[0032] The modules of the power management subsystem **100** may be combined or rearranged without departing from the scope of the present disclosure. The functionality of any module described above may be allocated among multiple modules, or combined with a different module. As discussed above, any or all of the modules may be embodied in one or more integrated circuits, one or more general-purpose microprocessors, or in one or more special-purpose digital signal processors or other dedicated microprocessing hardware. One or more modules may also be embodied in software implemented by a processing unit **202** included in a computing device, as discussed further below with respect to FIG. **2**. Further, one or more of the modules may be omitted from the power management subsystem **100** entirely.

[0033] Turning now to FIG. **2**, a user computing device **200** in which a power management subsystem **100** may be included is illustrated. The user computing device **200** includes a processing unit **202**; a non-transitory computer-readable medium drive **204**; a network interface module **206**; the power management subsystem **100** as shown in FIG. **1**; and an audio input module **208**, all of which may communicate with one another by way of a communication bus. The user computing device **200** may also include a power supply **218**, which may provide power to the various components of the user computing device **200**, such as the processing unit **202**; the non-transitory computer-readable medium drive **204**; the network interface module **206**; the power management subsystem **100** as shown in FIG. **1**; and the audio input module **208**.

[0034] The processing unit **202** may include one or more general-purpose microprocessors configured to communicate to and from the memory **210** to implement various software modules stored therein, such as a user interface module **212**, operating system **214**, and speech recognition application module **216**. The processing unit **202** may also communicate with the power management subsystem **100** and may further implement any modules of the power management subsystem **100** embodied in software. Accordingly, the processing unit **202** may be configured to implement any or all of the audio detection module **106**; the speech detection module **108**; the speech processing module **110**; the application processing module **112**; and the power management module **120**. Further, the processing unit **202** may be configured to implement on-device automatic speech recognition capabilities that may be provided with the user computing device **200**.

[0035] The memory **210** generally includes RAM, ROM, and/or other persistent or non-transitory computer-readable storage media. The user interface module **212** may be configured to present a user interface via a display of the user computing device **200** (not shown). The user interface module **212** may be further configured to process user input received via a user input device (not shown), such as a mouse, keyboard, touchscreen, keypad, etc. The user interface presented by the user interface module **212** may provide a user with the opportunity to customize the operation of the power management subsystem **100** and/or other operations implemented by the user computing device **200**. An example of a user interface is discussed further below with respect to FIG. **5**. The memory **210** may additionally store an operating system **214** that provides computer program instructions for use by the processing unit **202** in the general administration and operation of the user computing device **200**. The memory **210** can further include computer program instructions that the application processing module **112** and/or processing unit **202** executes in order to implement one or more embodiments of a speech recognition application module **216**. As discussed above, the speech recognition application module **216** may be any application that may use speech recognition results, such as a dictation application; a messaging application; an intelligent agent application frontend; or any other application that may advantageously use speech recognition results. In some embodiments, the memory **210** may further include an automatic speech recognition engine (not shown) that may be implemented by the processing unit **202**.

[0036] The non-transitory computer-readable medium drive **204** may include any electronic data storage known in the art. In some embodiments, the non-transitory computer-readable medium drive **204** stores one or more keyword models (e.g., wakeword models or sleepword models) to which an audio input may be compared by the power management subsystem **100**. The non-transitory computer-readable medium drive **204** may also store one or more acoustic models and/or language models for implementing any on-device speech recognition capabilities of the user computing device **200**. Further information regarding language models and acoustic models may be found in U.S. patent application Ser. No. 13/587,799, entitled "DISCRIMINATIVE LANGUAGE MODEL PRUNING," filed on Aug. 16, 2012; and in U.S. patent application Ser. No. 13/592,157, entitled "UNSUPER-

VISED ACOUSTIC MODEL TRAINING," filed on Aug. 22, 2012. The disclosures of both of these applications are hereby incorporated by reference in their entireties.

[0037] The network interface module **206** may provide the user computing device **200** with connectivity to one or more networks, such as a network **410**, discussed further below with respect to FIG. **4**A, FIG. **4**B, and FIG. **4**C. The processing unit **202** and the power management subsystem **100** may thus receive instructions and information from remote computing devices that may also communicate via the network **410**, such as a speech recognition server **420**, as also discussed further below. In some embodiments, the network interface module **206** comprises a wireless network interface that provides the user computing device **200** with connectivity over one or more wireless networks.

[0038] In some embodiments, the network interface module **206** is selectively activated. While the network interface module **206** is in a deactivated or "sleeping" state, it may provide limited or no connectivity to networks or computing systems so as to conserve power. In some embodiments, the network interface module **206** is in a deactivated state by default, and becomes activated responsive to a signal from the power management subsystem **100**. While the network interface module **206** in an activated state, it may provide a relatively greater amount of connectivity to networks or computing systems, such that the network interface module **206** enables the user computing device **200** to send audio input to a remote computing device and/or receive a keyword confirmation, speech recognition result, or deactivation instruction from the remote computing device, such as a speech recognition server **420**.

[0039] In a particular, non-limiting example, the network interface module **206** may be activated responsive to the power management subsystem **100** determining that an audio input includes a wakeword. The power management subsystem **100** may cause transmission of the audio input to a remote computing device (such as a speech recognition server **420**) via the activated network interface module **206**. Optionally, the power management subsystem **100** may obtain a confirmation of a wakeword from a remote computing device before causing the transmission of subsequently received audio inputs to the remote computing device. The power management subsystem **100** may later deactivate the activated network interface module **206** in response to receiving a deactivation instruction from the remote computing device, in response to determining that at least a predetermined amount of time has passed since an audio input satisfying an energy level threshold has been obtained, or in response to receiving an audio input that includes a sleepword.

[0040] The audio input module **208** may include an audio input device, such as a microphone or array of microphones, whether analog or digital. The microphone or array of microphones may be implemented as a directional microphone or directional array of microphones. In some embodiments, the audio input module **208** receives audio and provides the audio to the power management subsystem **100** for processing, substantially as discussed above with respect to FIG. **1**. The audio input module **208** may also receive instructions from the power management subsystem **100** to set a sampling rate (whether in frame rate or bitrate) for obtaining audio. The audio input module **208** may also (or instead) include one or more piezoelectric elements and/or micro-electrical-mechanical systems (MEMS) that can convert acoustic energy to an electrical signal for processing by the power management subsystem **100**. The audio input module **208** may further be provided with amplifiers, rectifiers, and other audio processing components as desired.

[0041] One or more additional input devices such as light sensors, position sensors, image capture devices, or the like may be provided with the user computing device **200**. Such additional input devices are not shown in FIG. **2** so as not to obscure the principles of the present disclosure. In some embodiments, an additional input device may detect the occurrence or non-occurrence of a condition. Information pertaining to such conditions may be provided to the power management subsystem **100** to determine whether one or more components of the user computing device **200** or the power management subsystem **100** should be activated or deactivated. In one embodiment, the additional input device includes a light sensor configured to detect a light level. The power management module **120** may only act network interface module **206** may only be activated if the light level detected by the light sensor does not satisfy a threshold. In another embodiment, the additional input device includes an image capture device configured with facial recognition capabilities. In this embodiment, the network interface module **206** may only be activated if the image capture device recognizes the face of a user associated with the user computing device **200**. More information on controlling speech recognition capabilities with input devices may be found in U.S. patent application Ser. No. 10/058,730, entitled "AUTOMATIC SPEECH RECOGNITION SYSTEM AND METHOD," filed on Jan. 30, 2002, which published as U.S. Patent Pub. No. 2003/0144844 on Jul. 31, 2003, the disclosure of which is hereby incorporated by reference in its entirety. Further information on controlling speech recognition capabilities may be found in U.S. Pat. No. 8,326,636, entitled "USING A PHYSICAL PHENOMENON DETECTOR TO CONTROL OPERATION OF A SPEECH RECOGNITION ENGINE," which issued on Dec. 4, 2012. The disclosure of this patent is also hereby incorporated by reference in its entirety.

[0042] Still further input devices may be provided, which may include user input devices such as mice, keyboards, touchscreens, keypads, etc. Likewise, output devices such as displays, speakers, headphones, etc. may be provided. In a particular example, one or more output devices configured to present speech recognition results in audio format (e.g., via text-to-speech) or in visual format (e.g., via a display) may be included with the user computing device **200**. Such input and output devices are well known in the art and need not be discussed in further detail herein, and are not shown in FIG. **2** so as to avoid obscuring the principles of the present disclosure.

[0043] The power supply **218** may provide power to the various components of the user computing device **200**. The power supply **218** may include a wireless or portable power supply, such as a disposable or rechargeable battery or battery pack; or may include a wired power supply, such as an alternating current (AC) power supply configured to be plugged into an electrical outlet. In some embodiments, the power supply **218** communicates the level of power that it can supply to the power management subsystem **100** (e.g., a percentage of battery life remaining, whether the power supply **218** is plugged into an electrical outlet, etc.). In some embodiments, the power management subsystem **100** selectively activates or deactivates one or more modules based at least in part on the power level indicated by the power supply. For example,

if the user computing device **200** is plugged in to an electrical outlet, the power management subsystem **100** may activate the network interface module **206** and leave it in an activated state. If the user computing device **200** is running on battery power, the power management subsystem **100** may selectively activate and deactivate the network interface module **206** as discussed above.

[0044] Turning now to FIG. **3**, an illustrative routine **300** is shown in which modules of the power management subsystem **100** may be selectively activated for processing an audio input. The illustrative routine **300** represents an escalation of processing and/or power consumption, as modules that are activated later in the illustrative routine **300** may have relatively greater processing requirements and/or power consumption.

[0045] The illustrative routine **300** may begin at block **302** as the audio input module **208** monitors for audio input. The audio input module **208** may receive an audio input at block **304**. At block **306**, the received audio input may be recorded to the memory buffer module **104**. At block **308**, the audio detection module **106** may determine whether the audio input has an energy level that satisfies an energy level threshold (and, optionally, whether the audio input has an energy level that satisfies an energy level threshold for at least a threshold duration). If the audio input's energy level does not satisfy the energy level threshold, the audio input module **208** may continue to monitor for audio input in block **310** until another audio input is received.

[0046] Returning to block **308**, if the audio detection module **106** determines that the audio input has an energy level satisfying a threshold, the power management module **120** may activate the speech detection module **108** at block **312** (alternately, the audio detection module **106** may directly activate the speech detection module **108**, and the power management module **120** may be omitted as well in the following blocks). At block **314**, the speech detection module **108** may determine whether speech is present in the obtained audio input, substantially as discussed above with respect to FIG. **1**. If the speech detection module **108** determines that speech is not present (or not likely to be present) in the audio input, the power management module **120** may deactivate the speech detection module **108** at block **316**. The audio input module **208** may then continue to monitor for audio input in block **310** until another audio input is received.

[0047] Returning to block **314**, if the speech detection module **108** determines that the audio input includes speech, the power management module **120** may activate the speech processing module **110** at block **318**. As discussed above, the speech processing module **110** may determine whether a wakeword is present in the speech at block **320**. If the speech processing module **110** determines that the wakeword is not present in the speech (or not likely to be present in the speech), the speech processing module **110** may be deactivated at block **322**. The speech detection module **108** may also be deactivated at block **316**. The audio input device **208** may then continue to monitor for audio input in block **310** until another audio input is received.

[0048] Returning to block **320**, if in some embodiments, the speech processing module **110** determines that the wakeword is present in the speech, user **401** the speech processing module **110** optionally determines in block **324** whether the speech is associated with a particular user (e.g., whether the wakeword was spoken by the user), substantially as discussed above with respect to FIG. **1**. If the speech is not associated with the particular user, the speech processing module **110** may be deactivated at block **322**. The speech detection module **108** may also be deactivated at block **316**. The audio input device **208** may then continue to monitor for audio input in block **310** until another audio input is received. If the speech is associated with the particular user, the illustrative routine **300** may proceed to block **326**. In other embodiments, block **324** may be omitted, and the illustrative routine **300** may proceed directly from block **320** to block **326** responsive to the speech processing module **110** determining that a wakeword is present in the speech.

[0049] At block **326**, the power management module **120** may activate the application processing module **112**, which may implement the speech recognition application module **216** shown in FIG. **2**. The power management module **120** may also activate the network interface module **206** at block **328**. With the network interface module **206** activated, the audio input recorded to the memory buffer module **104** may be transmitted over a network via the network interface module **206**. In some embodiments, while the network interface module **206** is active, subsequently obtained audio inputs are provided from the audio input module **208** directly to the application processing module **112** and/or the network interface module **206** for transmission to the remote computing device. However, in other embodiments, any or all of the speech detection module **108**, speech processing module **110**, and application processing module **112** process the audio input before providing it to the network interface module **206** to be transmitted over the network **410** to a remote computing device.

[0050] In some embodiments, not shown, the power management subsystem **100** waits until the remote computing device returns a confirmation that the wakeword is present in the first audio input to transmit subsequent audio inputs for recognition. If no confirmation of the wakeword is provided by the remote computing device, or if a deactivation instruction is received via the network interface module **206**, the network interface module **206** and one or more modules of the power management subsystem **100** may be deactivated.

[0051] As many of the operations of the power management subsystem **100** may generate probabilistic rather than exact determinations, errors may occur during the illustrative routine **300**. In some instances, a particular module of the power management subsystem **100** may provide a "false positive," causing one or more modules to be incorrectly activated. For example, the speech detection module **108** may incorrectly determine that speech is present at block **314**, or the speech processing module **110** may incorrectly determine that the speech includes the wakeword at block **320** or that the speech belongs to the user at block **324**. Adaptive thresholding and cross-validation among the modules of the power management subsystem **100** may be advantageously used to reduce false positives. Two examples of adaptive thresholding are discussed herein, but other types of adaptive thresholding are possible. As discussed above, the speech detection module may determine that speech is present in an audio input at block **314**. However, the speech processing module **110**, which may recognize speech more precisely than the speech detection module **108** owing to its superior processing power, may determine that in fact no speech is present in the audio input. Accordingly, the speech processing module **110** may direct the speech detection module **108** to increase its score threshold for determining that speech is present in the audio input, so as to reduce future false positives. Likewise, if the

remote computing device (such as a speech recognition server **420**) includes speech recognition capabilities, the remote computing device may transmit to the user computing device **200** an indication that no wakeword was present in the speech, even though the speech processing module **110** may have indicated that the wakeword was present. Accordingly, the score threshold of the speech processing module **110** for determining that the wakeword is present in the speech may be increase, so as to reduce future false positives. Further, a user interface may be provided so that a user may increase one or more score thresholds to reduce false positives, as further described below with respect to FIG. **5**.

[0052] In other instances, a particular component may provide a "false negative," such that components of the power management subsystem **100** are not activated and/or the network interface module **206** is not activated, even though the user has spoken the wakeword. For example, the speech detection module **108** may incorrectly determine that no speech is present at block **314**, or the speech processing module **110** may incorrectly determine that the speech does not include the wakeword at block **320** or that the speech does not belong to the user at block **324**. To reduce the likelihood of false negatives, the power management subsystem **100** may periodically lower the threshold scores, e.g., lower the score required to satisfy the thresholds in blocks **314**, **320**, and/or **324**. The threshold may continue to be lowered until one or more false positives are obtained, as described above. Once one or more false positives are obtained, the threshold may not be lowered further, or may be slightly increased. Further, a user interface may accordingly be provided so that a user may decrease one or more score thresholds to reduce false negatives, as further described below with respect to FIG. **5**.

[0053] In some embodiments, not all activated components are deactivated if a negative result is obtained at any of blocks **314**, **320**, or **324**. For example, if a wakeword is not recognized at block **320**, the speech processing module **110** may be deactivated at block **322**, but the speech detection module **108** may remain activated. Additionally, blocks may be skipped in some implementations. In some embodiments, a score satisfying a threshold at either of blocks **314** or **320** prompts one or more subsequent blocks to be skipped. For example, if the speech processing module **110** determines with very high confidence that the wakeword is present in the speech at block **320**, the illustrative routine **300** may skip directly to block **326**

[0054] Further, in some embodiments, the user computing device **200** may include an automatic speech recognition engine configured to be executed by the processing unit **202**. As such on-device speech recognition may have especially high power consumption, the processing unit **202** may only implement the automatic speech recognition engine to recognize speech responsive to the speech processing module **110** determining that the wakeword has been spoken by a user.

[0055] With reference now to FIG. **4**A, FIG. **4**B, and FIG. **4**C, example operations of a distributed speech recognition service are shown in the illustrative environment **400**. The environment **400** may include a user **401**; a user computing device **200** as described above; a network **410**; a speech recognition server **420**; and a data store **430**.

[0056] The network **410** may be any wired network, wireless network or combination thereof. In addition, the network **410** may be a personal area network, local area network, wide area network, cable network, satellite network, cellular telephone network, or combination thereof. Protocols and devices for communicating via the Internet or any of the other aforementioned types of communication networks are well known to those skilled in the art of computer communications, and thus need not be described in more detail herein.

[0057] The speech recognition server **420** may generally be any computing device capable of communicating over the network **410**. In some embodiments, the speech recognition server **420** is implemented as one or more server computing devices, though other implementations are possible. The speech recognition server **420** may be capable of receiving audio input over the network **410** from the user computing device **200**. This audio input may be processed in a number of ways, depending on the implementation of the speech recognition server **420**. In some embodiments, the speech recognition server **420** processes the audio input received from the user computing device **200** to confirm that a wakeword is present (e.g., by comparing the audio input to a known model of the wakeword), and transmits the confirmation to the user computing device **200**. The speech recognition server **420** may further be configured to identify a user **401** that spoke the wakeword using known speaker identification techniques.

[0058] The speech recognition server **420** may process the audio input received from the user computing device **200** to determine speech recognition results from the audio input. For example, the audio input may include a spoken query for an intelligent agent to process; speech to be transcribed to text; or other speech suitable for a speech recognition application. The speech recognition server **420** may transmit the speech recognition results over the network **410** to the user computing device **200**. Further information pertaining to distributed speech recognition applications may be found in U.S. Pat. No. 8,117,268, entitled "Hosted voice recognition system for wireless devices" and issued on Feb. 14, 2012, the disclosure of which is hereby incorporated by reference in its entirety.

[0059] The speech recognition server **420** may be in communication either locally or remotely with a data store **430**. The data store **430** may be embodied in hard disk drives, solid state memories, and/or any other type of non-transitory, computer-readable storage medium accessible to the speech recognition server **420**. The data store **430** may also be distributed or partitioned across multiple storage devices as is known in the art without departing from the spirit and scope of the present disclosure. Further, in some embodiments, the data store **430** is implemented as a network-based electronic storage service.

[0060] The data store **430** may include one or more models of wakewords. In some embodiments, a wakeword model is specific to a user **401**, while in other embodiments, the Upon receiving an audio input determined by the user computing device **200** to include a wakeword, the speech recognition server may compare the audio input to a known model of the wakeword stored in the data store **430**. If the audio input is sufficiently similar to the known model, the speech recognition server **420** may transmit a confirmation of the wakeword to the user computing device **200**, whereupon the user computing device **200** may obtain further audio input to be processed by the speech recognition server **420**.

[0061] The data store **430** may also include one or more acoustic and/or language models for use in speech recognition. These models may include general-purpose models as well as specific models. Models may be specific to a user **401**; to a speech recognition application implemented by the user computing device **200** and/or the speech recognition server

420; or may have other specific purposes. Further information regarding language models and acoustic models may be found in U.S. patent application Ser. No. 13/587,799, entitled "DISCRIMINATIVE LANGUAGE MODEL PRUNING," filed on Aug. 16, 2012; and in U.S. patent application Ser. No. 13/592,157, entitled "UNSUPERVISED ACOUSTIC MODEL TRAINING," filed on Aug. 22, 2012. The disclosures of both of these applications were previously incorporated by reference above.

[0062] The data store **430** may further include data that is responsive to a query contained in audio input received by the speech recognition server **420**. The speech recognition server **420** may recognize speech included in the audio input, identify a query included in the speech, and process the query to identify responsive data in the data store **430**. The speech recognition server **420** may then provide an intelligent agent response including the responsive data to the user computing device **200** via the network **410**. Still further data may be included in the data store **430**.

[0063] It will be recognized that many of the devices described above are optional and that embodiments of the environment **400** may or may not combine devices. Furthermore, devices need not be distinct or discrete. Devices may also be reorganized in the environment **400**. For example, the speech recognition server **420** may be represented as a single physical server computing device, or, alternatively, may be split into multiple physical servers that achieve the functionality described herein. Further, the user computing device **200** may have some or all of the speech recognition functionality of the speech recognition server **420**.

[0064] Additionally, it should be noted that in some embodiments, the user computing device **200** and/or speech recognition server **420** may be executed by one more virtual machines implemented in a hosted computing environment. The hosted computing environment may include one or more rapidly provisioned and released computing resources, which computing resources may include computing, networking and/or storage devices. A hosted computing environment may also be referred to as a cloud computing environment. One or more of the computing devices of the hosted computing environment may include a power management subsystem **100** as discussed above.

[0065] With specific reference to FIG. **4**A, an illustrative operation by which a wakeword may be confirmed is shown. The user **401** may speak the wakeword **502**. The user computing device **200** may obtain the audio input that may include the user's speech (1) and determine that the wakeword **402** is present in the speech (2), substantially as discussed above with respect to FIG. **3**. The audio input may also include a voice command or query. Responsive to determining that the speech includes the wakeword, the application processing module **112** and the network interface module **206** of the user computing device **200** may be activated (3) and the audio input transmitted (4) over the network **410** to the speech recognition server **420**. The speech recognition server **420** may confirm (5) that the wakeword is present in the audio input, and may transmit (6) a confirmation to the user computing device **200** over the network **410**.

[0066] Turning now to FIG. **4**B, responsive to receiving the confirmation of the wakeword from the speech recognition server **420**, the user computing device **200** may continue to obtain audio input (7) to be provided to the speech recognition server **420** for processing. For example, the obtained audio input may include an intelligent agent query **404** for processing by the speech recognition server **420**. Alternately, the obtained audio input may include speech to be transcribed by the speech recognition server **420** (e.g., for use with a dictation, word processing, or messaging application executed by the application processing module **112**). The user computing device **200** may transmit the audio input (8) over the network **410** to the speech recognition server **420**. Optionally, an identifier of the speech recognition application for which speech recognition results are to be generated may be provided to the speech recognition server **420**, so that the speech recognition server **420** may generate results specifically for use with the speech recognition application implemented by the application processing module **112**. The speech recognition server **420** may recognize speech (9) included in the audio input and generate speech recognition results (10) therefrom. The speech recognition results may include, for example, a transcription of the speech, an intelligent agent response to a query included in the speech, or any other type of result. These speech recognition results may be transmitted (11) from the speech recognition server **420** to the user computing device **200** over the network **410**. In response to receiving the results, the application processing module **112** may cause presentation of the results (12) in audible format (e.g., via text-to-speech) or in visual format (e.g., via a display of the user computing device **200**).

[0067] With reference now to FIG. **4**C, the user computing device **200** may continue to obtain audio input (13) to be provided to the speech recognition server **420** for processing. The user computing device **200** may transmit the audio input (14) over the network **410** to the speech recognition server **420**. The speech recognition server may recognize any speech (15) included in the audio input. Responsive to recognizing the speech, the speech recognition server **420** may determine that the user **401** is no longer speaking to the user computing device **200** and stop (16) any subsequent speech recognition. For example, the user **401** may speak words that do not correspond to a structured command or query, such as undirected natural language speech **406**. The speech recognition server **420** may also analyze the speech's speed, carefulness, inflection, or clarity to determine that the speech is not directed to the user computing device **200** and should not be processed into speech recognition results.

[0068] Other types of audio inputs may also prompt the speech recognition server **420** to stop subsequent speech recognition. Alternately, the speech recognition server **420** may determine that the received audio input does not include speech. Responsive to receiving one or more audio inputs that do not include speech directed to the user computing device **200**, the speech recognition server **420** may determine that speech recognition results should not be generated and that the speech recognition should stop. Further, the audio input may include a predetermined sleepword, which may be selected by the user **401**. If the speech recognition server **420** detects the sleepword, the speech recognition server **420** may stop performing speech recognition on the audio input. Further, the speech recognition server **420** may determine that multiple users **401** are present in the vicinity of the user computing device **200** (e.g., by performing speaker identification on multiple audio inputs obtained by the user computing device **200**). If the number of identified users **401** satisfies a threshold (which may be any number of users **401** greater than one), the speech recognition server **420** may determine

that any audio inputs obtained by the user computing device **200** are not likely intended to be processed into speech recognition results.

[0069] Responsive to determining that the speech of the user **401** is not directed to the user computing device **200** (or determining that subsequent speech recognition should not be performed for any of the other reasons discussed above), the speech recognition server **420** may transmit a deactivation instruction (17) over the network **410** to the user computing device **200**. In response to receiving the deactivation instruction, the user computing device **200** may deactivate (18) its network interface module **206** and one or more components of the power management subsystem **100**, such as the application processing module **112**, the speech processing module **110**, and/or the speech detection module **108**. Other conditions may also prompt the speech recognition server **420** to transmit the deactivation instruction to the user computing device **200**. For example, returning to FIG. **4**A, if the speech recognition server **420** determines that a wakeword is not present in the audio input received at state (1), the speech recognition server **420** may transmit a deactivation instruction to the user computing device **200**. Alternately, the speech recognition server **420** may determine that a threshold amount of time has passed since it last received an audio input including speech from the user computing device **200**, and may accordingly transmit a deactivation instruction to the user computing device **200**. Still other criteria may be determined for transmitting a deactivation instruction to the user computing device **200**.

[0070] Returning again to FIG. **4**A, upon receiving a subsequent audio input determined to include a wakeword, the user computing device **200** may activate the components of the power management subsystem **100** and the network interface module **206** and transmit the audio input to the speech recognition server **420**. The example operations shown herein may thus repeat themselves.

[0071] The example operations depicted in FIG. **4**A, FIG. **4**B, and FIG. **4**C are provided for illustrative purposes. One or more states may be omitted from the example operations shown herein, or additional states may be added. In a particular example, the user computing device **200** need not obtain a confirmation of the wakeword from the speech recognition server **420** before transmitting an audio input for which speech recognition results are to be generated by the speech recognition server **420**. Additionally, the user computing device **200** need not obtain a deactivation instruction before deactivating its network interface module **206** and/or one or more of the components of its power management subsystem **100**, such as the application processing module **112**, speech processing module **110**, or speech detection module **108**. Rather, power management subsystem **100** may determine (via the audio detection module **106**) that at least a threshold amount of time has passed since an audio input having an energy level satisfying an energy level threshold has been obtained by the user computing device **200**. Alternately, the user computing device **200** may determine (via the speech detection module **108**) that at least a threshold amount of time has passed since an audio input that includes speech has been obtained. Responsive to determining that the threshold amount of time has passed, the power management subsystem **100** may cause deactivation of the network interface module **206**, and may deactivate one or more of its own components as described above with respect to FIG. **3**.

[0072] Further, the power management subsystem **100** may be configured to recognize a sleepword selected and spoken by the user **401**, in a manner substantially similar to how the wakeword is identified in FIG. **3**. If the sleepword is detected by the power management subsystem **100** (e.g., by the speech processing module **110**), the network interface module **206** and/or one or more of the components of the power management subsystem **100** may be deactivated. Likewise, if the user computing device **200** includes its own on-device speech recognition capabilities, they may be deactivated responsive to the sleepword being detected.

[0073] FIG. **5** depicts an illustrative user interface **500** that may be provided by a user computing device **200** for customizing operations of the power management subsystem **100** and of the user computing device **200**. In one embodiment, the user interface module **212** processes user input made via the user interface **500** and provides it to the power management subsystem **100**.

[0074] The energy level threshold element **502** may enable a user to specify a threshold energy level at which the speech detection module **108** should be activated, as shown in block **308** of FIG. **3**. For example, if the user computing device **200** is in a relatively noisy environment or if the user computing device **200** is experiencing a significant number of "false positives" determined by the audio detection module **106**, the user **401** may wish to increase the energy level threshold at which the speech processing module **108** is activated. If the user **401** is in a relatively quiet environment or if the user computing device **200** is experiencing a significant number of false negatives, the user **401** may wish to decrease the energy level threshold at which the speech detection module **108** is activated. As discussed above, the energy level threshold may correspond to a volume threshold, intensity threshold, amplitude threshold, or other threshold related to the audio input.

[0075] The keyword confidence threshold element **504** may enable a user to specify a threshold score at which the speech processing module **110** determines that a keyword is present. Likewise, the identification confidence threshold element may enable a user to specify a threshold score at which the speech processing module **110** determines that the user spoke the keyword. In one embodiment, the application processing module **112** and the network interface module **206** are activated responsive to the speech processing module **110** recognizing a wakeword (e.g., the speech processing module **110** determining a score that satisfies a threshold, which score corresponds to a likelihood that the wakeword is included in the speech).. In another embodiment, the application processing module **112** and the network interface module **206** are activated responsive to the speech processing module **110** determining that the wakeword is associated with the user **401** with at least the threshold score corresponding to a likelihood that the wakeword is associated with the user. In a further embodiment, the application processing module **112** and the network interface module **206** are activated responsive to the speech processing module **110** both recognizing the wakeword with at least the threshold score and determining that the wakeword is associated with the user **401** with at least the threshold score. Other threshold elements may be provided to enable the user **401** to set individual thresholds for activating any or all of the individual components of the power management subsystem **100**. Further threshold elements may be provided to enable the user to specify scores at which one or more blocks of the illustrative routine **300** may be skipped, substantially as discussed above with respect to FIG. **3**.

[0076] The user interface **500** may further include one or more timer elements **508**A and **508**B. Each timer element may be used to set a threshold time interval at which the network interface module **206** and/or one or more components of the power management subsystem **100** are automatically deactivated. With reference to timer element **508**A, if the power management subsystem **100** determines that at least a threshold interval of time has passed since an audio input having an energy level satisfying an energy level threshold has been obtained by the user computing device **200**, the network interface module **206** may be automatically deactivated, in addition to the application processing module **112**, the speech processing module **110**, and the speech detection module **108** of the power management subsystem **100**. Further timer elements may also be used to set a threshold time interval after which the speech recognition server **420** automatically sends a deactivation instruction to the network interface module **206** and the power management subsystem **100**, substantially as discussed above with respect to FIG. **4**C. Timer elements for other modules of the power management subsystem **100** may also be provided.

[0077] With continued reference to FIG. **5**, the user **401** can select whether the wakeword should be confirmed by the speech recognition server **420** with server confirmation element **510**. In some embodiments, the application processing module **112** and network interface module **206** only remains activated after the speech processing module **110** detects the wakeword if a confirmation of the wakeword is received from the speech recognition server **420**. If the user **401** requires server confirmation of the wakeword, subsequently obtained audio inputs may not be transmitted to the speech recognition server **420** unless the wakeword is confirmed. However, as discussed above, confirmation is not necessarily required. If the user **401** does not require server confirmation of the wakeword, the user computing device **200** may transmit one or more audio inputs obtained subsequent to the speech processing module **110** detecting the wakeword in the speech and/or determining that the speech is associated with the user **401**.

[0078] The user **401** may also select whether speaker identification is required with speaker identification element **512**. If the user **401** requires speaker identification, the speech processing module **110** and/or the speech recognition server **420** may be used to determine whether an audio input including speech corresponding to a wakeword is associated with the user **401**. The application processing module **112** and network interface module **206** may be activated responsive to the speech processing module **110** determining that the user **401** is the speaker of the speech. Likewise, the network interface module **206** may remain in an activated state responsive to receiving a confirmation from the speech recognition server **420** that the user **401** is indeed the speaker of the wakeword. If the user **401** does not require speaker identification, however, neither the speech processing module **110** nor the speech recognition server **420** need identify the speaker.

[0079] The user interface **500** may also include an on-device recognition selection element **514**, wherein the user **401** may select whether the user computing device **200** generates speech recognition results by itself, or whether audio inputs are routed to the speech recognition server **420** for processing into speech recognition results. The on-device recognition selection element **514** may be optionally disabled or grayed out if the user computing device **200** does not include on-device speech recognition capabilities. Further, the on-device recognition selection element **514** may be automatically deselected (and on-device speech recognition capabilities automatically disabled) if the power supply **218** drops below a threshold power supply level (e.g., a battery charge percentage), as on-device speech recognition capabilities as implemented by the processing unit **202** and/or the application processing module **112** may require a relatively large power draw.

[0080] The wakeword pane **516** and sleepword pane **518** may include user interface elements whereby the user **401** may record and cause playback of a wakeword or sleepword spoken by the user **401**. When the user **401** records a wakeword or sleepword, the network interface module **206** may be automatically activated so that the audio input including the user's speech may be provided to the speech recognition server **420**. The speech recognition server **420** may return a transcription of the recorded wakeword or sleepword so that the user may determine whether the recorded wakeword or sleepword was understood correctly by the speech recognition server **420**. Alternately, when the user **401** records a wakeword or sleepword, any on-device speech recognition capabilities of the user computing device **200** may be activated to transcribe the recorded speech of the user **401**. A spectral representation of the spoken wakeword or sleepword may also be provided by the user interface **500**. Optionally, the wakeword pane **516** and sleepword pane **518** may include suggestions for wakewords or sleepwords, and may also indicate a quality of a wakeword or sleepword provided by the user **401**, which quality may reflect a likelihood that the wakeword or sleepword is to produce false positive or false negative. Further information regarding suggesting keywords may be found in U.S. patent application Ser. No. 13/670,316, entitled "WAKE WORD EVALUATION," which was filed on Nov. 6, 2012. The disclosure of this application is hereby incorporated by reference in its entirety.

[0081] Various aspects of the present disclosure have been discussed as hardware implementations for illustrative purposes. However, as discussed above, the power management subsystem **100** may be partially or wholly implemented by the processing unit **202**. For example, some or all of the functionality of the power management subsystem **100** may be implemented as software instructions executed by the processing unit **202**. In a particular, non-limiting example, the functionality of the speech processing module **110**, the application processing module **112**, and the power management module **120** may be implemented as software executed by the processing unit **202**. The processing unit **202** may accordingly be configured to selectively activate and/or deactivate the network interface module **206** responsive to detecting a wakeword. Still further implementations are possible.

[0082] Depending on the embodiment, certain acts, events, or functions of any of the routines or algorithms described herein can be performed in a different sequence, can be added, merged, or left out altogether (e.g., not all described operations or events are necessary for the practice of the algorithm). Moreover, in certain embodiments, operations or events can be performed concurrently, e.g., through multi-threaded processing, interrupt processing, or multiple processors or processor cores or on other parallel architectures, rather than sequentially.

[0083] The various illustrative logical blocks, modules, routines, and algorithm steps described in connection with the embodiments disclosed herein can be implemented as electronic hardware, computer software, or combinations of both.

To clearly illustrate this interchangeability of hardware and software, various illustrative components, blocks, modules, and steps have been described above generally in terms of their functionality. Whether such functionality is implemented as hardware or software depends upon the particular application and design constraints imposed on the overall system. The described functionality can be implemented in varying ways for each particular application, but such implementation decisions should not be interpreted as causing a departure from the scope of the disclosure.

[0084] Conditional language used herein, such as, among others, "can," "could," "might," "may," "e.g.," and the like, unless specifically stated otherwise, or otherwise understood within the context as used, is generally intended to convey that certain embodiments include, while other embodiments do not include, certain features, elements and/or steps. Thus, such conditional language is not generally intended to imply that features, elements and/or steps are in any way required for one or more embodiments or that one or more embodiments necessarily include logic for deciding, with or without author input or prompting, whether these features, elements and/or steps are included or are to be performed in any particular embodiment. The terms "comprising," "including," "having," and the like are synonymous and are used inclusively, in an open-ended fashion, and do not exclude additional elements, features, acts, operations, and so forth. Also, the term "or" is used in its inclusive sense (and not in its exclusive sense) so that when used, for example, to connect a list of elements, the term "or" means one, some, or all of the elements in the list.

[0085] Conjunctive language such as the phrase "at least one of X, Y and Z," unless specifically stated otherwise, is to be understood with the context as used in general to convey that an item, term, etc. may be either X, Y, or Z, or a combination thereof. Thus, such conjunctive language is not generally intended to imply that certain embodiments require at least one of X, at least one of Y and at least one of Z to each is present.

[0086] While the above detailed description has shown, described, and pointed out novel features as applied to various embodiments, it can be understood that various omissions, substitutions, and changes in the form and details of the devices or algorithms illustrated can be made without departing from the spirit of the disclosure. As can be recognized, certain embodiments of the inventions described herein can be embodied within a form that does not provide all of the features and benefits set forth herein, as some features can be used or practiced separately from others. The scope of certain inventions disclosed herein is indicated by the appended claims rather than by the foregoing description. All changes which come within the meaning and range of equivalency of the claims are to be embraced within their scope.

What is claimed is:

1. A system comprising:

an audio input module configured to receive an audio input;

an audio detection module in communication with the audio input module, the audio detection module configured to determine a volume of the audio input and cause activation of a speech detection module based at least in part on the determined volume;

the speech detection module configured to determine a first score indicating a likelihood that the audio input comprises speech and cause activation of a wakeword recognition module based at least on part on the score;

the wakeword recognition module configured to determine a second score indicating a likelihood that the audio input comprises a wakeword; and

a network interface module configured to transmit at least a portion of the obtained audio input to a remote computing device.

2. The system of claim **1**, wherein the audio input device comprises a microphone, the audio detection module comprises a first digital signal processor, the speech detection module comprises a second digital signal processor, and the wakeword recognition module comprises a microprocessor.

3. The system of claim **1**, wherein:

the speech detection module is further configured to determine the first score using at least one of a hidden Markov model, a Gaussian mixture model, energies in a plurality of spectral bands, or signal to noise ratios in a plurality of spectral bands; and

the wakeword recognition module is further configured to determine the second score using at least one of an application processing module, a hidden Markov model, and a Gaussian mixture model.

4. The system of claim **1**, wherein:

the wakeword recognition module is further configured to cause deactivation of the audio detection module based at least in part on the first score; and

the wakeword recognition module is further configured to cause deactivation of the speech detection module based at least in part on the second score.

5. A computer-implemented method of operating a first computing device, the method comprising:

receiving an audio input;

determining one or more values from the audio input, wherein the one or more values comprise at least one of:

a first value indicating an energy level of the audio input; or

a second value indicating a likelihood that the audio input comprises speech;

activating a first module of the first computing device based at least in part on the one or more values;

performing an operation, by the first module, wherein the operation comprises at least one of:

determining that the audio input comprises a wakeword;

performing speech recognition on at least a portion of the audio input to obtain speech recognition results; or

causing transmission of at least a portion of the audio input to a second computing device.

6. The computer-implemented method of claim **5**, wherein:

the first module comprises a processor that is switchable between a low-power state and a high-power state; and

the processor only performs the operation when it is in the high-power state.

7. The computer-implemented method of claim **6**, wherein activating the first module comprises switching the processor from the low-power state to the high-power state.

8. The computer-implemented method of claim **6** further comprising deactivating the first module, wherein deactivating the first module comprises switching the processor from the high-power state to the low-power state.

9. The computer-implemented method of claim **6**, wherein the processor comprises at least one of a digital signal processor or a microprocessor.

10. The computer-implemented method of claim **5**, wherein the first module comprises a software module configured to be executed by a microprocessor.

11. The computer-implemented method of claim **10**, wherein activating the first module comprises causing the microprocessor to execute the software module.

12. The computer-implemented method of claim **5**, wherein the operation comprises causing transmission of at least a portion of the audio input to the second computing device, and further comprising receiving speech recognition results from the second computing device.

13. The computer-implemented method of claim **12**, wherein the speech recognition results comprise at least one of a transcription of at least a portion of the audio input and a response to an intelligent agent query included in at least a portion of the audio input.

14. The computer-implemented method of claim **12** further comprising:

activating a second module of the first computing device based at least in part on the one or more values, wherein the second module is configured to implement a speech recognition application; and

processing the speech recognition results with the speech recognition application.

15. A device comprising:

a first processor configured to:

determine one or more values, wherein the one or more values comprise at least one of a first value indicating an energy level of an audio input or a second value indicating a likelihood that the audio input comprises speech; and

cause activation of a second processor based at least in part on the one or more values;

the second processor configured to perform an operation, wherein the operation comprises at least one of:

determining that the audio input comprises a wakeword;

performing speech recognition on at least a portion of the audio input to obtain speech recognition results; or

causing transmission of at least a portion of the audio input to a second device.

16. The device of claim **15**, wherein the first processor comprises at least one of a digital signal processor or a microprocessor.

17. The device of claim **15**, wherein the second processor comprises at least one of a digital signal processor or a microprocessor.

18. The device of claim **15** further comprising a memory buffer module configured to store the audio input.

19. The device of claim **18**, wherein the memory buffer module configured to store the audio input comprises a ring buffer.

20. The device of claim **15** further comprising an audio input module in communication with the first processor, wherein the audio input module is configured to obtain the audio input.

21. A system comprising:

an audio input module configured to obtain an audio input;

a first module in communication with the audio input module; and

a second module in communication with the first module;

wherein the first module is configured to:

determine one or more values based at least in part on the audio input, and

cause activation of the second module based at least in part on the one or more values; and

wherein the second module is configured to cause speech recognition to be performed on at least a portion of the audio input.

22. The system of claim **21**, wherein the one or more values comprise a volume of the audio input.

23. The system of claim **22**, wherein the second module is only caused to be activated if the volume of the audio input satisfies a volume threshold for at least a threshold duration.

24. The system of claim **21**, wherein the one or more values comprise a likelihood that the audio input comprises speech.

25. The system of claim **21**, wherein the one or more values comprise a score indicating a likelihood that the audio input comprises a wakeword.

26. The system of claim **25**, wherein the one or more values further comprise a score indicating a likelihood that the wakeword was spoken by a user associated with the wakeword.

27. The system of claim **21**, wherein the second module is configured to cause speech recognition to be performed on at least a portion of the audio input by generating speech recognition results for at least a portion of the audio input.

28. The system of claim **21**, wherein the second module is configured to cause speech recognition to be performed on at least a portion of the audio input by:

causing transmission of the audio input to a remote computing device; and

receiving speech recognition results for at least a portion of the audio input from the remote computing device.

* * * * *