US 20090083412A1

(19) United States
(12) Patent Application Publication
Olaiya
(10) Pub. No.: US 2009/0083412 A1
(43) Pub. Date: Mar. 26, 2009

(54) **ILLUSTRATION SUPPORTED P2P MEDIA CONTENT STREAMING**

(75) Inventor: **Oladipupo Olaiya**, Raleigh, NC (US)

Correspondence Address:
FlashPoint Technology and Withrow & Terranova
100 Regency Forest Drive, Suite 160
Cary, NC 27518 (US)

(73) Assignee: **QURIO HOLDINGS, INC.**, Raleigh, NC (US)

(21) Appl. No.: **11/858,294**

(22) Filed: **Sep. 20, 2007**

Publication Classification

(51) **Int. Cl.**
G06F 15/173 (2006.01)

(52) **U.S. Cl.** **709/224**

(57) **ABSTRACT**

A system and method for Peer-to-Peer (P2P) media content streaming are provided. In one embodiment, prior to streaming desired original media content, a playback agent of a first peer playback device downloads illustration media content, which is a derivate light-weight version of the original media content. The playback agent then initiates streaming of the original media content from one or more other peer playback devices hosting the original media content or a segment thereof. The playback agent monitors a quality of the network connection to the other peer playback devices streaming the original media content to the playback agent. If the quality of the network connection falls below a defined threshold, the playback agent switches playback to the illustration media content. Once the quality of the network connection improves or a new connection is established, the playback agent switches playback back to the streaming original media content.

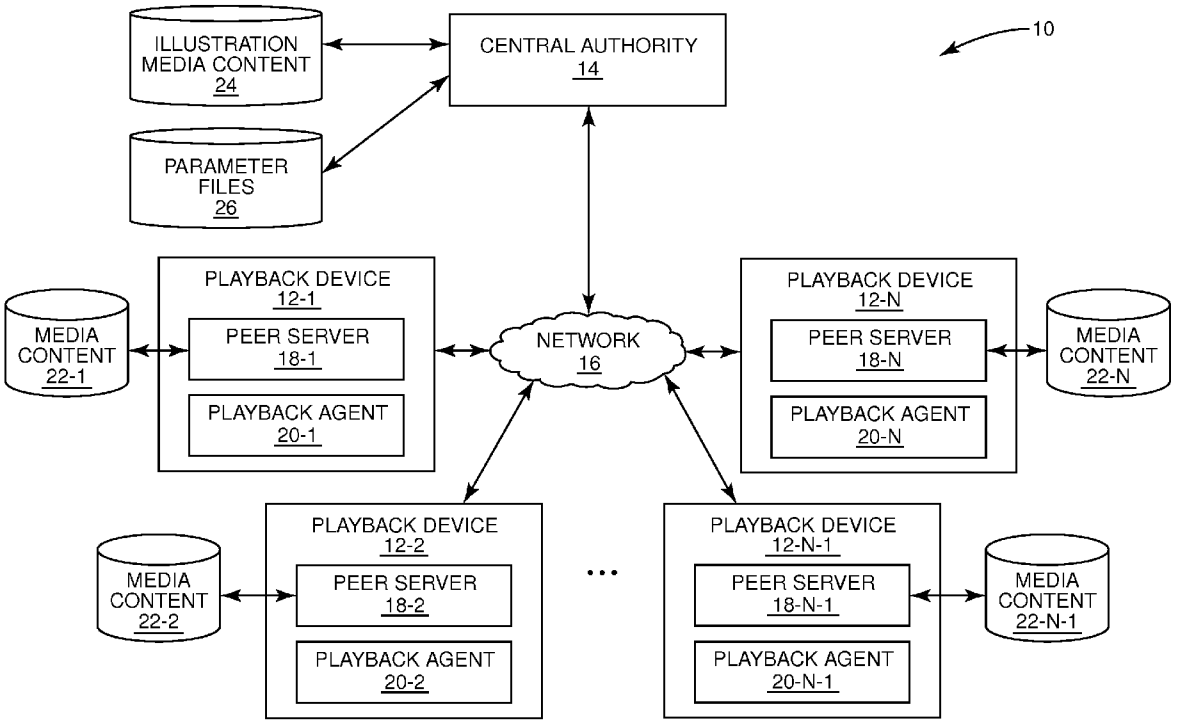

Samsung v. Truesight
IPR2024-01477
Exhibit 1006

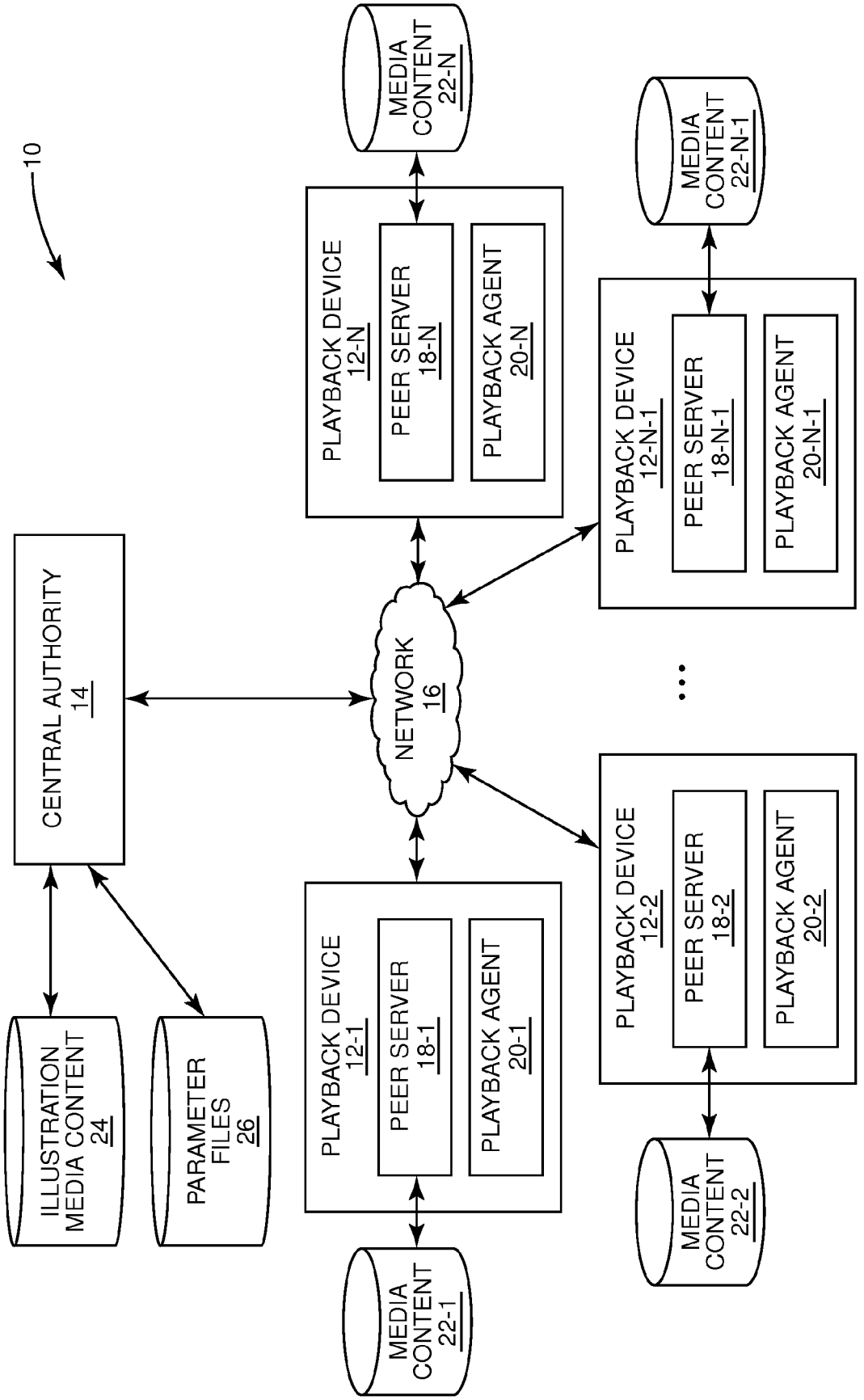
10
CENTRAL AUTHORITY 14
ILLUSTRATION MEDIA CONTENT 24
PARAMETER FILES 26
NETWORK 16
PLAYBACK DEVICE 12-1
PEER SERVER 18-1
PLAYBACK AGENT 20-1
MEDIA CONTENT 22-1
PLAYBACK DEVICE 12-N
PEER SERVER 18-N
PLAYBACK AGENT 20-N
MEDIA CONTENT 22-N
PLAYBACK DEVICE 12-2
PEER SERVER 18-2
PLAYBACK AGENT 20-2
MEDIA CONTENT 22-2
PLAYBACK DEVICE 12-N-1
PEER SERVER 18-N-1
PLAYBACK AGENT 20-N-1
MEDIA CONTENT 22-N-1

FIG. 1

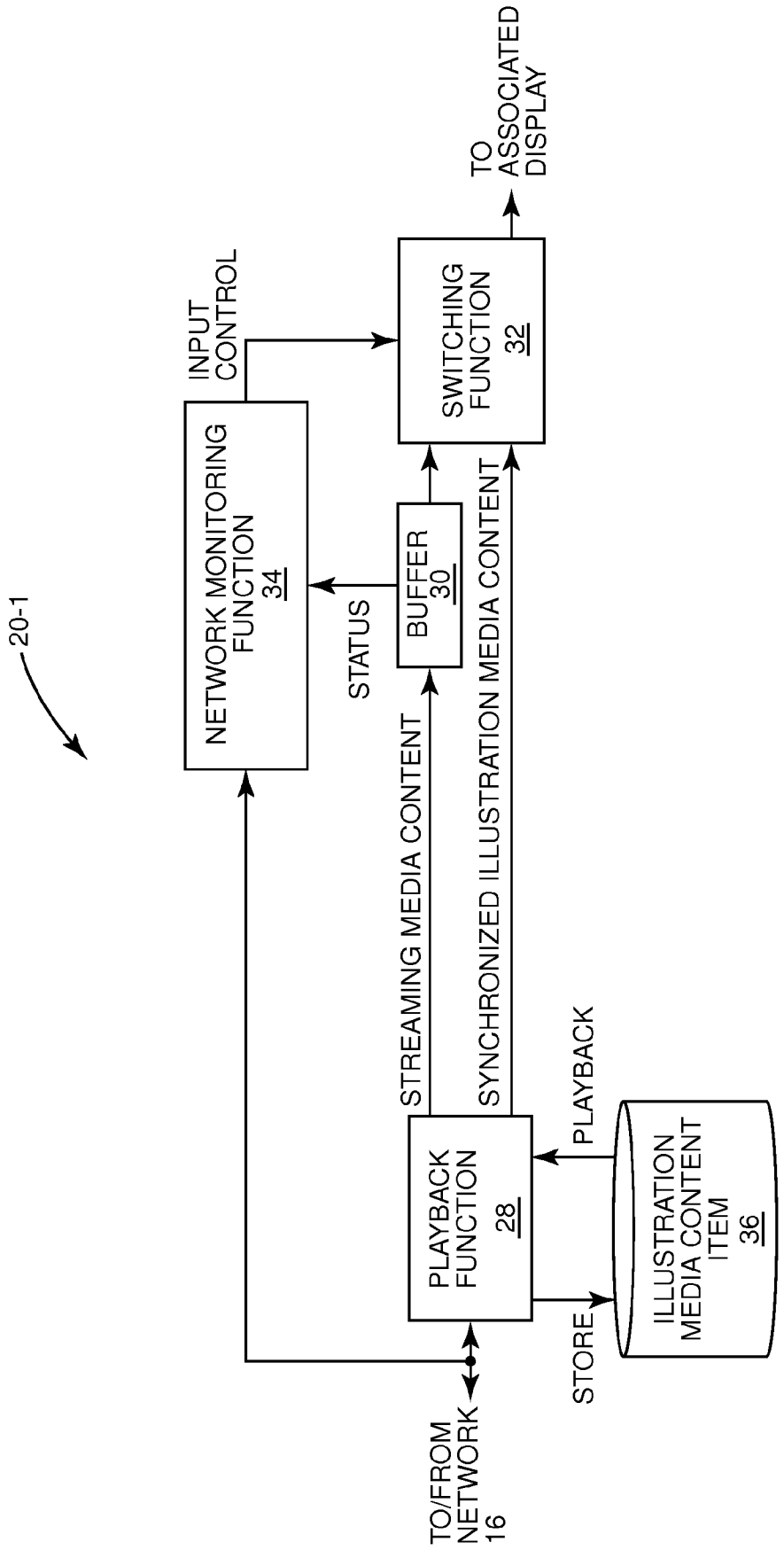
20-1
NETWORK MONITORING FUNCTION 34
INPUT CONTROL
SWITCHING FUNCTION 32
TO ASSOCIATED DISPLAY
STATUS
BUFFER 30
STREAMING MEDIA CONTENT
SYNCHRONIZED ILLUSTRATION MEDIA CONTENT
PLAYBACK FUNCTION 28
PLAYBACK
STORE
ILLUSTRATION MEDIA CONTENT ITEM 36
TO/FROM NETWORK 16

FIG. 2

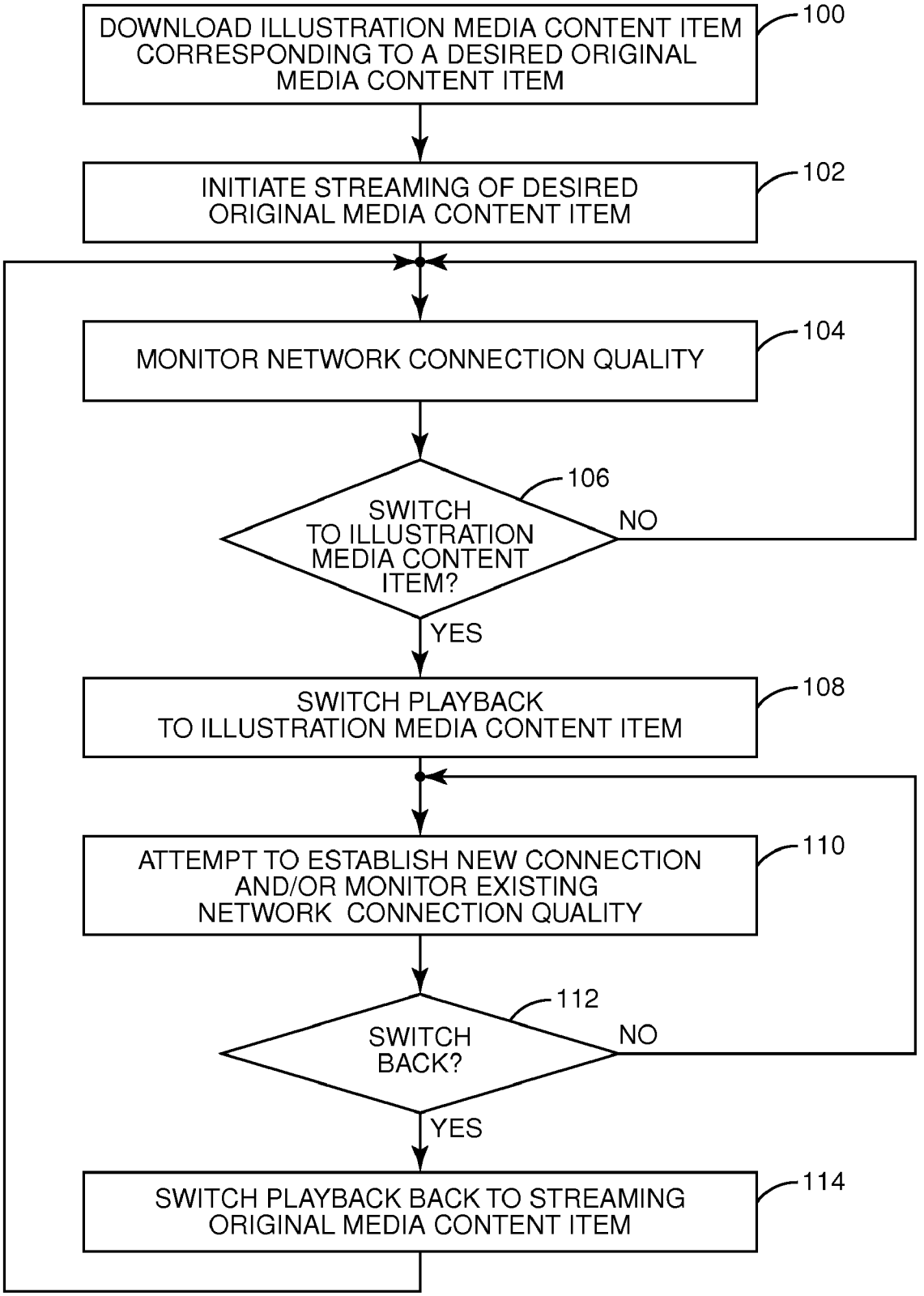
DOWNLOAD ILLUSTRATION MEDIA CONTENT ITEM CORRESPONDING TO A DESIRED ORIGINAL MEDIA CONTENT ITEM
100
INITIATE STREAMING OF DESIRED ORIGINAL MEDIA CONTENT ITEM
102
MONITOR NETWORK CONNECTION QUALITY
104
SWITCH TO ILLUSTRATION MEDIA CONTENT ITEM?
106
NO
YES
SWITCH PLAYBACK TO ILLUSTRATION MEDIA CONTENT ITEM
108
ATTEMPT TO ESTABLISH NEW CONNECTION AND/OR MONITOR EXISTING NETWORK CONNECTION QUALITY
110
SWITCH BACK?
112
NO
YES
SWITCH PLAYBACK BACK TO STREAMING ORIGINAL MEDIA CONTENT ITEM
114

FIG. 3

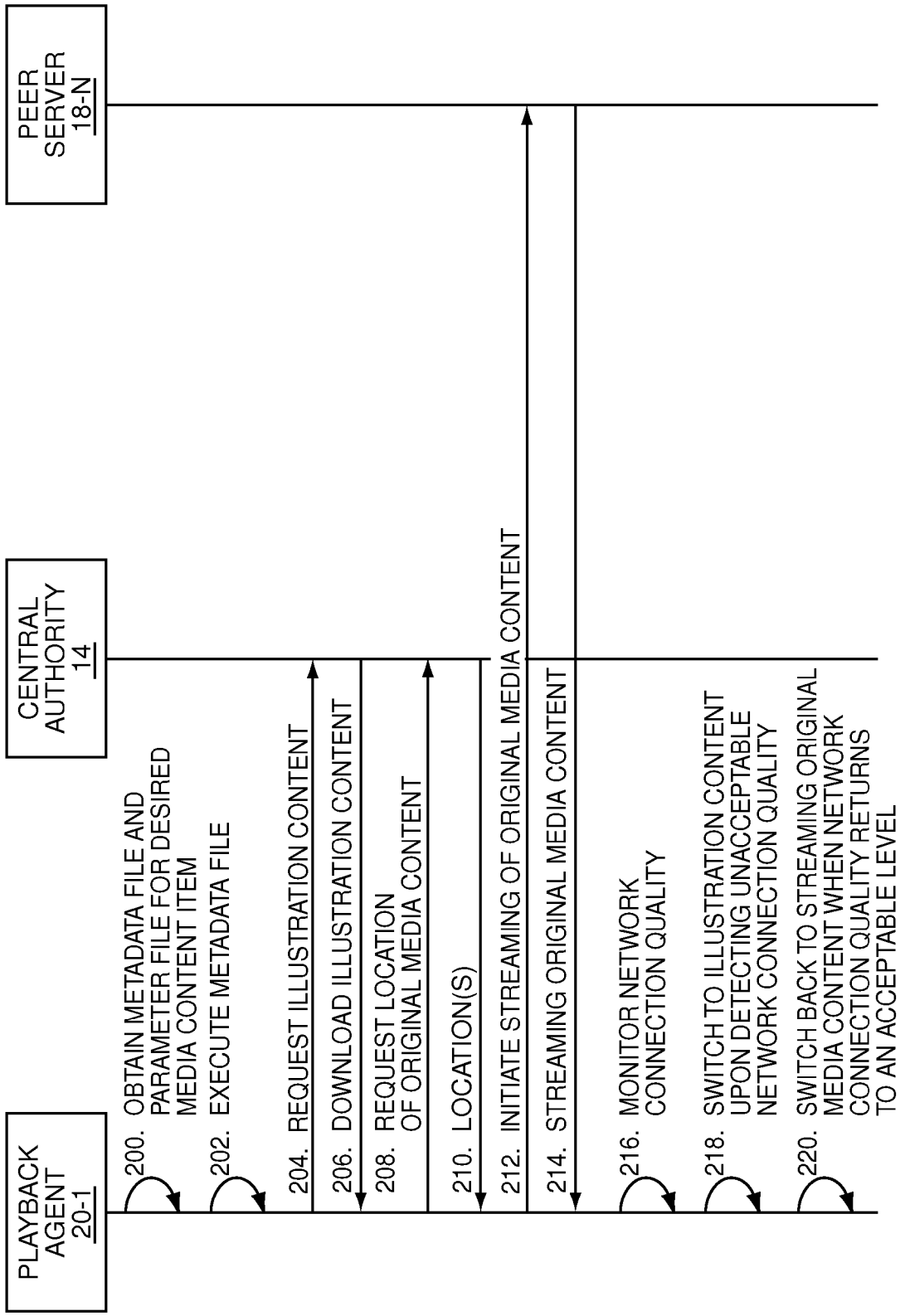
PLAYBACK AGENT 20-1
CENTRAL AUTHORITY 14
PEER SERVER 18-N
200. OBTAIN METADATA FILE AND PARAMETER FILE FOR DESIRED MEDIA CONTENT ITEM
202. EXECUTE METADATA FILE
204. REQUEST ILLUSTRATION CONTENT
206. DOWNLOAD ILLUSTRATION CONTENT
208. REQUEST LOCATION OF ORIGINAL MEDIA CONTENT
210. LOCATION(S)
212. INITIATE STREAMING OF ORIGINAL MEDIA CONTENT
214. STREAMING ORIGINAL MEDIA CONTENT
216. MONITOR NETWORK CONNECTION QUALITY
218. SWITCH TO ILLUSTRATION CONTENT UPON DETECTING UNACCEPTABLE NETWORK CONNECTION QUALITY
220. SWITCH BACK TO STREAMING ORIGINAL MEDIA CONTENT WHEN NETWORK CONNECTION QUALITY RETURNS TO AN ACCEPTABLE LEVEL

FIG. 4

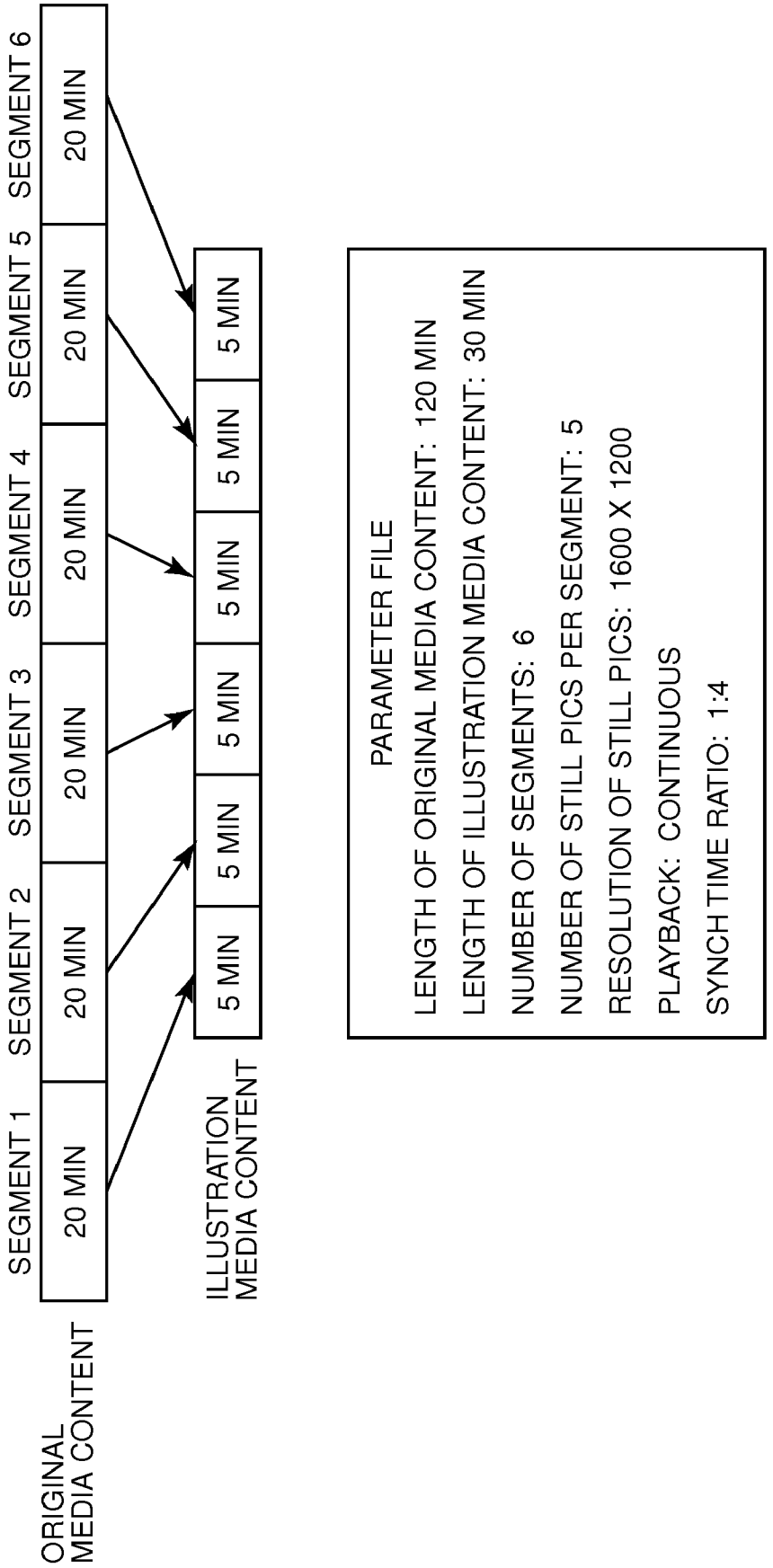
ORIGINAL MEDIA CONTENT
SEGMENT 1
SEGMENT 2
SEGMENT 3
SEGMENT 4
SEGMENT 5
SEGMENT 6
20 MIN
20 MIN
20 MIN
20 MIN
20 MIN
20 MIN
ILLUSTRATION MEDIA CONTENT
5 MIN
5 MIN
5 MIN
5 MIN
5 MIN
5 MIN
PARAMETER FILE
LENGTH OF ORIGINAL MEDIA CONTENT: 120 MIN
LENGTH OF ILLUSTRATION MEDIA CONTENT: 30 MIN
NUMBER OF SEGMENTS: 6
NUMBER OF STILL PICS PER SEGMENT: 5
RESOLUTION OF STILL PICS: 1600 X 1200
PLAYBACK: CONTINUOUS
SYNCH TIME RATIO: 1:4

FIG. 5

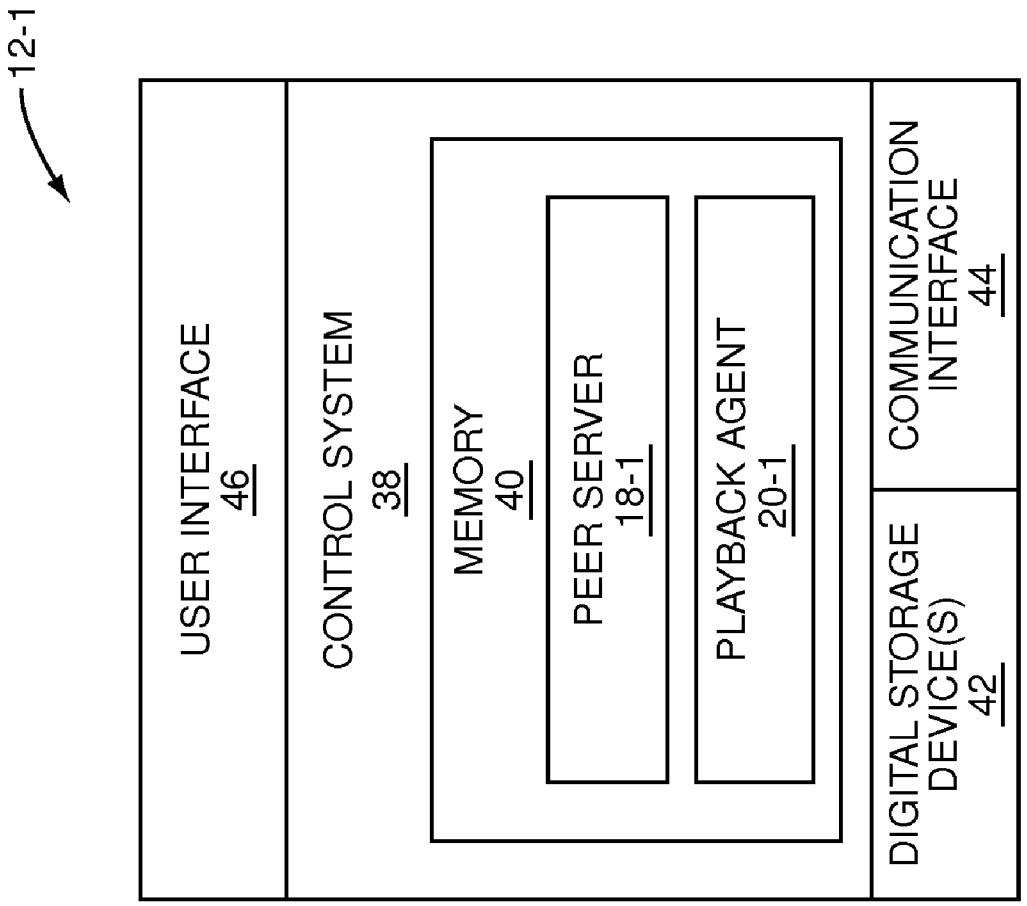
12-1
USER INTERFACE
46
CONTROL SYSTEM
38
MEMORY
40
PEER SERVER
18-1
PLAYBACK AGENT
20-1
DIGITAL STORAGE DEVICE(S)
42
COMMUNICATION INTERFACE
44

FIG. 6

ILLUSTRATION SUPPORTED P2P MEDIA CONTENT STREAMING

FIELD OF THE INVENTION

[0001] The present invention relates to streaming media content.

BACKGROUND OF THE INVENTION

[0002] Peer-to-Peer (P2P) architectures are emerging as a potential platform for future Video-on-Demand (VOD) systems. VOD content may be provided in a downloadable format or a streaming format. Particularly with respect to the streaming format, one issue is that peer nodes in a P2P system are under loose autonomous control and are therefore unreliable. For example, a device owner may decide to power down his or her peer device at any time. As a result, if a peer device is streaming VOD content to another peer device and then suddenly goes offline, playback is interrupted. Such interruptions are unacceptable to viewers. Thus, there is a need for a P2P architecture for delivering VOD content that alleviates interruptions in playback resulting from an unstable network.

SUMMARY OF THE INVENTION

[0003] The present invention provides a system and method for Peer-to-Peer (P2P) media content streaming. In one embodiment, prior to streaming desired original media content, a playback agent of a first peer playback device downloads illustration media content, which is a derivate lightweight version of the original media content. The playback agent then initiates streaming of the original media content from one or more other peer playback devices hosting the original media content or a segment thereof. The playback agent monitors a quality of the network connection to the other peer playback devices streaming the original media content to the playback agent. If the quality of the network connection falls below a defined threshold, the playback agent switches playback to the illustration media content. Thereafter, once the quality of the network connection improves or a new connection is established, the playback agent switches playback back to the streaming original media content.

[0004] Those skilled in the art will appreciate the scope of the present invention and realize additional aspects thereof after reading the following detailed description of the preferred embodiments in association with the accompanying drawing figures.

BRIEF DESCRIPTION OF THE DRAWING FIGURES

[0005] The accompanying drawing figures incorporated in and forming a part of this specification illustrate several aspects of the invention, and together with the description serve to explain the principles of the invention.

[0006] FIG. **1** illustrates a Peer-to-Peer (P2P) media content delivery system according to one embodiment of the present invention;

[0007] FIG. **2** is a functional block diagram of the playback agent of one of the peer playback devices of FIG. **1** according to one embodiment of the present invention;

[0008] FIG. **3** is a flow chart illustrating the operation of the playback agent of FIG. **2** according to one embodiment of the present invention;

[0009] FIG. **4** illustrates the operation of the system of FIG. **1** according to one embodiment of the present invention;

[0010] FIG. **5** illustrates an exemplary embodiment of an original media content item, a corresponding illustration media content item, and an associated parameter file according to one embodiment of the present invention; and

[0011] FIG. **6** is a block diagram of one of the peer playback devices of FIG. **1** according to one embodiment of the present invention.

DETAILED DESCRIPTION OF THE PREFERRED EMBODIMENTS

[0012] The embodiments set forth below represent the necessary information to enable those skilled in the art to practice the invention and illustrate the best mode of practicing the invention. Upon reading the following description in light of the accompanying drawing figures, those skilled in the art will understand the concepts of the invention and will recognize applications of these concepts not particularly addressed herein. It should be understood that these concepts and applications fall within the scope of the disclosure and the accompanying claims.

[0013] FIG. **1** illustrates an exemplary Peer-to-Peer (P2P) media content delivery system **10** according to one embodiment of the present invention. In the preferred embodiment discussed herein, the system **10** is a P2P Video-on-Demand (VOD) delivery system. However, the present invention is not limited thereto. The system **10** may additionally or alternatively delivery other types of media content. In general, the system **10** includes a number of peer playback devices **12-1** through **12**-N and, optionally, a central authority **14** interconnected by a network **16**. The peer playback devices **12-1** through **12**-N are hereinafter referred to as playback devices **12-1** through **12**-N. The network **16** may be a Wide Area Network (WAN), Local Area Network (LAN), or a combination thereof and may include wired, wireless, or both wired and wireless components.

[0014] Each of the playback devices **12-1** through **12**-N may be, for example, a set-top box; a personal computer; a mobile device such as a mobile telephone, mobile media player, or Personal Digital Assistant (PDA); a gaming console; a mobile gaming device; or the like. In general, the playback device **12-1** includes a peer server **18-1** and a playback agent **20-1** each of which may be implemented in software, hardware, or a combination thereof. The peer server **18-1** operates to host and serve media content **22-1** to the other playback devices **12-2** through **12**-N according to the P2P media content delivery scheme of the system **10**. The media content **22-1** includes a number of media content items or segments of the media content items. In the preferred embodiment, the media content items may be, for example, video content items such as movies and television programs such that the system **10** operates to provide video content in a VOD manner. However, the media content items may additionally or alternatively include, for example, home movies or video clips. Still further, the media content items may include other types of media content such as, for example, audio content. Like the playback device **12-1**, the playback devices **12-2** through **12**-N include peer servers **18-2** through **18**-N and playback agents **20-2** through **20**-N, respectively. The peer servers **18-2** through **18**-N operate to host and serve media content **22-2** through **22**-N, respectively. Note that the system **10** may also include one or more peer playback

devices that include a playback agent and do not host media content. As such, these playback devices may not include a peer server.

[0015] The central authority **14** may be implemented on a central server. Alternatively, the central authority **14** may be implemented on one of the playback devices **12-1** through **12**-N, or the functionality of the central authority **14** may be distributed among any number of the playback devices **12-1** through **12**-N. Note that the central authority **14** is optional and not necessary for the present invention. One of ordinary skill in the art will appreciate that the system **10** may be implemented without the central authority **14** upon reading this disclosure.

[0016] In this embodiment, the central authority **14** operates to host illustration media content **24** and corresponding parameter files **26**. The illustration media content **24** includes an illustration media content item for each of the media content items hosted by the playback devices **12-1** through **12**-N. As used herein, an illustration media content item is a lightweight derivative version of a corresponding media content item. For example, if the media content item is a movie, the corresponding media content item may be a slideshow formed by frames extracted from the movie. In addition, the illustration media content item may include audio content accompanying the slideshow. The audio component may be, for example, a narrative or summary of the movie or an audio component of the movie. As further examples, an illustration media content item may be a low or reduced quality version of a media content item, audio content providing a narrative or summary of the media content item, an audio only component of the media content item, or the like.

[0017] The parameter files **26** include a parameter file for each of the illustration media content items. In one embodiment, a parameter file includes, for example, a length of the media content item, a length of the illustration media content item, and a synchronization time ratio enabling the media content item and the illustration media content item to be synchronized. In addition, the parameter file may include information such as, for example, the number of segments in the media content item and the illustration media content item. Still further, if the illustration media content item is a slideshow, the parameter file may include information defining a number of still pictures per segment and the resolution of the still pictures. Also, if the length of illustration media content item is less than the length of the media content item, the parameter file may include a playback configuration parameter allowing continuous playback of the illustration media content item.

[0018] In operation, a user at, for example, the playback device **12-1** selects a media content item for playback. In response, the playback agent **20-1** downloads the corresponding illustrative media content item from, in this embodiment, the central authority **14** and initiates streaming from one or more of the peer servers **18-2** through **18**-N hosting the media content item. As the media content item is streamed to the playback agent **20-1**, the playback agent **20-1** monitors a quality of the connection or connections delivering the streaming media content item. If the quality is unsuitable for delivery of the streaming media content item, the playback agent **20-1** switches playback to the illustration media content item. When the quality becomes suitable for the delivery of the streaming media content item, the playback agent **20-1** switches playback back to the streaming media content item. As a result, the playback experience at the playback device **12-1** is not interrupted as a result of a failed connection or loss of quality in a connection delivering the streaming media content item.

[0019] FIG. **2** is a functional block diagram of the playback agent **20-1** of FIG. **1** according to one embodiment of the present invention. In general, the playback agent **20-1** includes a playback function **28**, a buffer **30**, a switching function **32**, and a network monitoring function **34** each of which may be implemented in software, hardware, or a combination of software and hardware. The playback function **28** generally operates to download an illustration media content item **36** corresponding to a desired original media content item, initiate streaming of the original media content item from one or more of the peer servers **18-2** through **18**-N of the other playback devices **12-2** through **12**-N hosting the original media content item, optionally process the streaming original media content item, and output the streaming original media content item or the processed version thereof to the buffer **30** via a streaming media content output. From the buffer **30**, the streaming original media content is passed to the switching function **32**. As discussed below, when the quality of the network connection to the one or more peer servers **18-2** through **18**-N streaming the original media content item to the playback function **28** is at an acceptable level, the switching function **32** is controlled by the network monitoring function **34** such that the streaming original media content item is presented to one or more associated users via an associated display. The display may or may not be part of the playback device **12-1**.

[0020] In addition, the playback function **28** operates to synchronize the illustration media content item **36** and the streaming original media content item as the streaming original media content item is received. Alternatively, the playback function **28** may synchronize the illustration media content item **36** and the streaming original media content item when it is desired to switch playback from the streaming original media content item to the illustration media content item **36** due to a poor network connection. In this embodiment, the synchronized illustration media content item is output by the playback function **28** to the switching function **32** via a synchronized illustration media content output. Note that the parameter file for the illustration media content item **36** may be used for synchronization. More specifically, where the parameter file includes a synchronization time ratio, the playback function **28** uses the synchronization time ratio to synchronize the illustration media content item **36** to the streaming original media content item. When the quality of the network connection to the one or more peer servers **18-2** through **18**-N streaming the original media content item to the playback function **28** is not acceptable, the switching function **32** is controlled by the network monitoring function **34** such that the synchronized illustrative media content item, rather than the streaming original media content item, is presented to one or more associated users via the associated display.

[0021] As discussed below, the network monitoring function **34** operates to monitor a quality of the network connection to one or more of the peer servers **18-2** through **18**-N streaming the original media content item to the playback function **28**. When the network monitoring function **34** detects that the connection is poor, the network monitoring function **34** controls the switching function **32** via an input control such that the synchronized illustration media content item, rather than the streaming media content item, is output to the associated display. When the quality of the network

connection thereafter improves to an acceptable level, the network monitoring function **34** controls the switching function **32** to switch playback back to the streaming media content item.

[0022] FIG. **3** illustrates the operation of the playback agent **20-1** of FIG. **2** according to one embodiment of the present invention. First, the playback function **28** downloads the illustration media content item **36** corresponding to a desired original media content item and stores the illustration media content item **36** locally (step **100**). In one embodiment, the illustration media content item **36** is hosted by the central authority **14** (FIG. **1**) and is therefore downloaded from the central authority **14**. However, the present invention is not limited thereto. The illustration media content item **36** may be hosted by, and therefore downloaded from, one or more of the peer servers **18-2** through **12**-N of the other playback devices **12-2** through **12**-N. The playback function **28** downloads the illustration media content item **36** in response to a user of the playback device **12-1** selecting the original media content item for playback. Note that the playback device **12-1** may provide a search function, menu function, or the like enabling the user to locate and select the desired original media content item for playback. Once the desired original media content item is selected, the playback function **28** contacts the central authority **14** to download the illustration media content item for the desired original media content item.

[0023] Once download of the illustration media content item **36** is complete, the playback function **28** initiates streaming of the desired original media content item from one or more of the peer servers **18-2** through **18**-N of the other playback devices **12-2** through **12**-N hosting the desired original media content item or a segment thereof (step **102**). While in this embodiment the illustration media content item **36** is completely downloaded prior to initiating streaming of the original media content item, the present invention is not limited thereto. For example, the playback function **28** may initiate streaming after a predetermined amount of the illustration media content item **36** is downloaded. As another example, the playback function **28** may initiate streaming of the original media content item and downloading of the illustration media content item **36** in parallel.

[0024] In one embodiment, the central authority **14** performs a tracking function in order to maintain information identifying the peer servers **18-1** through **18**-N hosting each of a number of media content items, or segments of the media content items, in the system **10**. As such, the playback function **28** may initiate streaming of the desired original media content item by first requesting the desired original media content item or information identifying the peer servers **18-2** through **18**-N hosting the desired original media content item from the central authority **14**. The central authority **14** may then provide information enabling the playback function **28** to connect to one or more of the peer servers **18-2** through **18**-N hosting the desired original media content item or effect connection of the playback function **28** to the one or more peer servers **18-2** through **18**-N hosting the desired original media content item. Alternatively, the central authority **14** may effect a connection between the playback function **28** and one or more peer servers **18-2** through **18**-N hosting the desired original media content item. Once connected, one or more of the peer servers **18-2** through **18**-N begin streaming the desired original media content item to the playback function **28**. In one embodiment, the playback function **28** connects to only one of the peer servers **18-2** through **18**-N hosting the desired original media content item, or a desired segment thereof. Alternatively, multiple peer servers **18-2** through **18**-N hosting the desired media content item may operate in a collaborative manner to stream the desired media content item to the playback function **28**. As the original media content is streamed to the playback function **28**, the playback function **28** optionally processes the streaming original media content item and outputs the streaming original media content item or the processed streaming media content item to the buffer **30**. From the buffer **30**, the streaming original media content item is passed to the associated display via the switching function **32** where it is presented to the user(s).

[0025] While the original media content item is streamed to the playback function **28**, the network monitoring function **34** monitors a quality of the network connection (step **104**). Note that the network monitoring function **34** may be controlled by the playback function **28** to begin operation when playback begins and to end operation when playback ends. The network monitoring function **34** may monitor the quality of the network connection by monitoring a status of the buffer **30**, monitoring the network connection(s) to the one or more of the peer servers **18-2** through **18**-N streaming the original media content item, or both. Note that, in the embodiment illustrated in FIG. **2**, the buffer **30** provides a status signal to the network monitoring function **34**. The status signal may indicate whether, for example, the buffer **30** is empty, almost empty, half-full, almost full, or full. Alternatively, the status signal may provide a percentage that is indicative of an amount of occupied space in the buffer **30**. The network monitoring function **34** may monitor the status of the network connections to the one or more of the peer servers **18-2** through **18**-N streaming the original media content item using any known technique such as, for example, link quality, bandwidth, availability, speed, or the like.

[0026] Based on the quality of the network connection, the network monitoring function **34** determines whether to switch playback to the illustration media content item **36** (step **106**). In general, the network monitoring function **34** determines that playback should be switched to the illustration media content item **36** when the quality of the network connection is poor. For example, the network monitoring function **34** may decide to switch playback to the illustration media content item **36** if the buffer **30** is empty or almost empty, if the bandwidth or speed of the network connection to the one or more of the peer servers **18-2** through **18**-N streaming the original media content item falls below a predetermined threshold, or if the network connection to the one or more of the peer servers **18-2** through **18**-N streaming the original media content item fails or is otherwise unavailable. In this embodiment, the network monitoring function **34** monitors the status of the buffer **30** and the status of the network connection while the original media content item is streamed to and output by the playback function **28**. The streaming original media content is clocked out of the buffer **30** at the desired playback rate. If the status of the buffer **30** is such that the buffer **30** will be or is empty or if the network connection fails, the network monitoring function **34** determines that the quality of the network connection is poor and, therefore, playback should be switched to the illustration media content item **36**.

[0027] If the network monitoring function **34** determines that playback should not be switched to the illustration media content item **36**, the process returns to step **104**. If the network

monitoring function **34** determines that playback should be switched to the illustration media content item **36**, playback is switched from the streaming original media content to the illustration media content item **36** (step **108**). More specifically, in the embodiment illustrated in FIG. **2**, the network monitoring function **34** controls the switching function **32** to switch the output of the switching function **32** from the streaming media content output of the playback function **28** to the synchronized illustration media content output of the playback function **28**. As a result, the playback agent **20-1** effects playback of the illustration media content item **36** while the quality of the network connection is poor.

[0028] Depending on the particular embodiment, the playback agent **20-1** attempts to reestablish the connection to the one or more peer servers **18-2** through **18**-N if the connection failed, attempts to establish a new connection to one or more of the peer servers **18-2** through **18**-N hosting the original media content, and/or monitors the quality of the existing network connection (step **110**). More specifically, if a connection failure caused the switch to the illustration media content item **36**, the playback function **28** may attempt to reestablish the connection or establish a new connection in order to obtain the streaming original media content item. In contrast, if an empty buffer status, low bandwidth, low connection speed, or low link quality caused the switch to the illustration media content item **36**, the network monitoring function **34** may continue to monitor the buffer **30** and/or the bandwidth, connection speed, and/or link quality of the network connection. In addition or alternatively, if an empty buffer status, low bandwidth, low connection speed, or low link quality caused the switch to the illustration media content item **36**, the playback function **28** may attempt to establish a new connection to one or more of the peer servers **18-2** through **18**-N hosting the original media content.

[0029] The network monitoring function **34** then determines whether to switch back to the streaming original media content item (step **112**). The network monitoring function **34** decides to switch back to the streaming original media content item when the quality of the network connection providing the streaming original media content item is acceptable. For example, the network monitoring function **34** may decide to switch back to the streaming original media content item when the buffer **30** is no longer empty or no longer almost empty, when the bandwidth and/or connection speed of the network connection providing the streaming original media content item is above a predetermined threshold, when the link quality of the network connection providing the streaming original media content item is above a predetermined threshold, when a network connection for streaming the original media content item is available, or the like.

[0030] If the network monitoring function **34** determines that playback is not to be switched back to the streaming original media content item, the process returns to step **110**. If the network monitoring function **34** determines that playback is to switch back to the streaming original media content item, the network monitoring function **34** controls the switching function **32** to switch the output of the switching function **32** back to the streaming media content output of the playback function **28** (step **114**). Note that when the quality of the network connection improves to an acceptable level, the playback function **28** may synchronize the streaming original media content item to the current point in playback of the illustration media content item **36**. Thus, if the switch to the illustration media content item **36** occurred at point A in playback of the streaming original media content item and playback of the illustration media content item **36** is at a point corresponding to point A plus 10 minutes when the quality of the network connection returns to an acceptable level, the playback function **28** may resume playback of the streaming original media content item at 10 minutes after point A in playback. Alternatively, the playback function **28** may resume playback of the streaming original media content item at point A. At this point, the process returns to step **104** and is repeated until playback of the original media content item is complete or terminated by the user.

[0031] FIG. **4** illustrates the operation of the system **10** of FIG. **1** according to one embodiment of the present invention. First, the playback agent **20-1** obtains a metadata file for a desired media content item (step **200**). The metadata file may include, for example, a Uniform Resource Locator (URL) or other contact information enabling the playback agent **20-1** to contact the central authority **14** to download an illustration media content item corresponding to the original media content item, the parameter file or a reference enabling the playback agent **20-1** to obtain the parameter file for the illustration media content item, a number of segments for the original media content item, and the like. The playback agent **20-1** may obtain the metadata file in response a P2P query propagated to the peer servers **18-2** through **18**-N. The query may be initiated by the user of the playback device **12-1**. As another example, the playback agent **20-1** may maintain a menu or other listing of media content items hosted in the system **10** where the metadata files for the media content items are linked to or referenced by corresponding entries in the menu or listing.

[0032] The playback agent **20-1** then executes the metadata file (step **202**). By executing the metadata file, the playback agent **20-1** sends a request to the central authority **14** for the illustration media content item corresponding to the desired original media content item (step **204**). The playback agent **20-1** then downloads the illustration media content item from the central authority **14** (step **206**). Once the illustration media content item is downloaded, the playback agent **20-1** continues to execute the metadata file by requesting a location or locations of the original media content items in the system **10** from the central authority **14** (step **208**). In response, the central authority **14** returns one or more locations of the original media content items in the system **10** (step **210**). The one or more locations are, for example, addresses or identifiers (IDs) of one or more of the peer servers **18-2** through **18**-N hosting the original media content item or segments of the original media content item. In this embodiment, for simplicity, the original media content item is hosted by the peer server **18**-N.

[0033] The playback agent **20-1** then contacts the peer server **18**-N and initiates streaming of the original media content item (step **212**). In response, the peer server **18**-N begins streaming the original media content item to the playback agent **20-1** (step **214**). While the original media content item is being streamed to the playback agent **20-1**, the playback agent **20-1** monitors the quality of the network connection (step **216**). In this example, at some point, the quality of the network connection becomes unacceptable. As such, the playback agent **20-1** switches playback to the illustration media content item (step **218**). Thereafter, when the quality of the network connection returns to an acceptable level, the playback agent **20-1** switches playback back to the streaming original media content item (step **220**).

[0034] FIG. **5** illustrates an exemplary embodiment of an original media content item, a corresponding illustration media content item, and a parameter file for the illustration media content item according to one embodiment of the present invention. As shown, the original media content item is divided into a number of 20 minute segments. Note that the length of the segments may be any desired length. Further, the segments do not have to be the same length. The original media content item may be logically segmented where the original media content item remains a single file or actually segmented where the original media content item is segmented into a number of files. For each segment of the original media content item, there is a corresponding segment of the illustration media content item. Each segment of the illustration media content item is derived from the corresponding segment of the original media content item. For example, the first segment of the illustration media content item may be a slideshow formed by still pictures corresponding to a number of frames of the first segment of the original media content item. In addition, the first segment of the illustration media content item may include the audio component of the first segment of the original media content item, a narrative or summary of the first segment of the original media content item, or the like.

[0035] The parameter file generally includes information describing the original media content item, information describing the illustration media content item, and information enabling synchronization of the original media content item and the illustration media content item. In this example, the parameter file includes a synchronization time ratio of 1:4 which indicates that each one minute segment of the illustration media content item corresponds to a four minute segment of the original media content item. Thus, the parameter file may be used to, for example, synchronize playback of the original media content item at a point 12 minutes into the first segment of the original media content item to a point 3 minutes into the first segment of the illustration media content item.

[0036] In one embodiment of the present invention, the original media content item and the illustration media content item are both created by a content creator and injected into the system **10** (FIG. **1**). More specifically, a creator of the original media content item may be, for example, a movie producer or production company. The producer or production company may also create the illustration media content item for the original media content item. For example, if the illustration media content item is to be a slideshow with accompanying audio content, the producer or production company may select desired frames from the original media content to be used as still pictures for the slideshow and create a narrative or summary to accompany the slideshow. Alternatively, the illustration media content item may be created by some other entity. In addition, one or more advertisements may be included in the illustration media content. For example, one or more overlay advertisements may be overlaid upon one or more of the still images in the slideshow.

[0037] The original media content item and the illustration media content item may be injected into the system **10** in any desired manner. For example, the creator of the illustration media content item and the original media content item may provide the illustration media content item and the original media content item to the central authority **14** (FIG. **1**). The central authority **14** may then store the illustration media content item and either store the original media content item until, for example, it is requested by one of the playback devices **12-1** through **12**-N or push the original media content item to one or more of the playback devices **12-1** through **12**-N. Depending on the implementation of the system **10**, the original media content item may be segmented into a number of files where the segments may be hosted by the same or different peer servers **18-1** through **18**-N. For example, the system **10** may use a P2P scheme similar to that used by BitTorrent. Note that in one embodiment, the central authority **14** may select and insert advertisements into the illustration media content item. For example, the central authority **14** may select and insert overlay advertisements into the illustration media content item. As an alternative, rather than injecting the original media content item and/or the illustration media content item at the central authority **14**, the original media content item and/or the illustration media content item may be injected at one of the playback devices **12-1** through **12**-N.

[0038] FIG. **6** is a block diagram of the playback device **12-1** of FIG. **1** according to one embodiment of the present invention. In general, the playback device **12-1** includes a control system **38** having associated memory **40**. In this embodiment, both the peer server **18-1** and the playback agent **20-1** are implemented in software and are stored in memory **40** during execution. However, the present invention is not limited thereto. The peer server **18-1** and the playback agent **20-1** may each be implemented in software, hardware, or a combination thereof. The playback device **12-1** may also include one or more digital storage devices **42** such as, for example, one or more hard disk drives, one or more internal or removable memory units, or the like. The playback device **12-1** also includes a communication interface **44** communicatively coupling the playback device **12-1** to the network **16** (FIG. **1**). The playback device **12-1** also includes a user interface **46**, which may include components such as, for example, one or more user input devices, a display, speakers, or the like.

[0039] Those skilled in the art will recognize improvements and modifications to the preferred embodiments of the present invention. All such improvements and modifications are considered within the scope of the concepts disclosed herein and the claims that follow.

What is claimed is:

1. A method of operating a peer playback device of a plurality of peer playback devices forming a Peer-to-Peer (P2P) network, comprising:

downloading an illustration media content item derived from a desired original media content item;

initiating streaming of the desired original media content item to the peer playback device from at least one second peer playback device of the plurality of peer playback devices hosting the desired original media content item;

effecting playback of the desired original media content item as the desired original media content item is streamed to the peer playback device;

monitoring a quality of a network connection over which the desired media content item is streamed to the peer playback device; and

switching playback from the desired original media content item streamed from the at least one second peer playback device to the illustration media content item if the quality of the network connection falls below a defined level.

2. The method of claim **1** wherein the desired original media content item is stored in a buffer in preparation for

playback at the peer playback device as the desired original media content item is streamed to the peer playback device, and monitoring the quality of the network connection comprises monitoring a status of the buffer.

3. The method of claim **2** wherein switching playback comprises switching playback from the desired original media content item streamed from the at least one second peer playback device to the illustration media content item if the status of the buffer indicates that the buffer is empty.

4. The method of claim **2** wherein switching playback comprises switching playback from the desired original media content item streamed from the at least one second peer playback device to the illustration media content item if the status of the buffer indicates that an amount of data stored in the buffer is less than a defined threshold.

5. The method of claim **1** wherein monitoring the quality of the network connection comprises monitoring at least one of a group consisting of: bandwidth, connection speed, link quality, and availability of the network connection over which the desired original media content item is streamed to the peer playback device from the at least one second peer playback device.

6. The method of claim **5** wherein switching playback comprises switching playback from the desired original media content item streamed from the at least one second peer playback device to the illustration media content item if at least one event occurs from a group consisting of: the bandwidth of the network connection falls below a defined bandwidth threshold, the connection speed of the network connection falls below a defined connection speed threshold, the link quality of the network connection falls below a defined link quality threshold, and the network connection is no longer available.

7. The method of claim **1** further comprising synchronizing the illustration media content item to the desired original media content item streamed to the peer playback device prior to switching playback from the desired original media content item to the illustration media content item.

8. The method of claim **1** wherein the desired original media content item is a video content item, and the illustration media content item comprises a slideshow of still pictures, wherein the still pictures are frames of the desired original media content item.

9. The method of claim **8** wherein the illustration media content item further comprises an audio component accompanying the slideshow.

10. The method of claim **9** wherein the audio component of the illustration media content item is one of a group consisting of: a narrative of the desired original media content item or an audio component of the desired original media content item.

11. The method of claim **1** wherein the illustration media content item is a low quality version of the desired original media content item.

12. The method of claim **1** wherein the illustration media content item comprises at least one advertisement.

13. The method of claim **1** wherein downloading the illustration media content item comprises one of a group consisting of: downloading the illustration media content item from a central authority associated with the P2P network and downloading the illustration media content item from another peer playback device of the plurality of peer playback devices.

14. The method of claim **1** further comprising, after switching from the desired original media content item to the illustration media content item, switching back to the desired original media content item.

15. The method of claim **14** wherein switching back to the desired original media content item comprises switching back to the desired original media content item when the quality of the network connection increases to a second defined level that is greater than or equal to the defined level.

16. The method of claim **14** wherein switching back to the desired original media content item comprises:

initiating streaming of the desired original media content item from at least one of the plurality of peer playback devices via a new connection; and

switching playback from the illustration media content item to the desired original media content item.

17. A peer playback device in a Peer-to-Peer (P2P) network formed by a plurality of peer playback devices including the peer playback device, comprising:

a communication interface communicatively coupling the peer playback device to the P2P network; and

a control system associated with the communication interface and adapted to:

download and store an illustration media content item derived from a desired original media content item;

initiate streaming of the desired original media content item to the peer playback device from at least one second peer playback device of the plurality of peer playback devices;

effect playback of the desired original media content item at the peer playback device as the desired original media content item is streamed to the peer playback device

monitor a quality of a network connection over which the desired original media content item is streamed to the peer playback device; and

switch playback from the desired original media content item streamed from the at least one second peer playback device to the illustration media content item if the quality of the network connection falls below a defined level.

18. The peer playback device of claim **17** wherein the desired original media content item is stored in a buffer in preparation for playback as the desired original media content item is streamed to the peer playback device, and the control system is further adapted to:

in order to monitor the quality of the network connection, monitor a status of the buffer; and

switch playback from the desired original media content item streamed from the at least one second peer playback device to the illustration media content item if the status of the buffer indicates that an amount of data stored in the buffer is less than a defined threshold.

19. The peer playback device of claim **17** wherein the control system is further adapted to:

in order to monitor the quality of the network connection, the control system is further adapted to monitor at least one of a group consisting of: bandwidth, connection speed, link quality, and availability of the network connection over which the desired original media content item is streamed to the peer playback device from the at least one second peer playback device; and

switch playback from the desired original media content item streamed from the at least one second peer play-

back device to the illustration media content item if at least one event occurs from a group consisting of: the bandwidth of the network connection falls below a defined bandwidth threshold, the connection speed of the network connection falls below a defined connection speed threshold, the link quality falls below a defined link quality threshold, and the network connection is no longer available.

20. The peer playback device of claim **17** wherein the control system is further adapted to synchronize the illustration media content item to the desired original media content item streamed to the peer playback device prior to switching playback from the desired original media content item to the illustration media content item.

21. The peer playback device of claim **17** wherein the desired original media content item is a video content item, and the illustration media content item comprises a slideshow of still pictures, wherein the still pictures are frames of the desired original media content item.

22. The peer playback device of claim **21** wherein the illustration media content item further comprises an audio component accompanying the slideshow, wherein the audio component is one of a group consisting of: a narrative of the desired original media content item or an audio component of the desired original media content item.

23. The peer playback device of claim **17** wherein the illustration media content item is a low quality version of the desired original media content item.

24. The peer playback device of claim **17** wherein the control system is further adapted to download the illustration media content item from one of a group consisting of: a central authority associated with the P2P network and another peer playback device of the plurality of peer playback devices.

25. The method of claim **1** further comprising, after switching from the desired original media content item to the illustration media content item, switching back to the desired original media content item.

* * * * *