DocCode - SCORE

# SCORE Placeholder Sheet for IFW Content

Application Number: 18535572 Document Date: 12/11/2023

The presence of this form in the IFW record indicates that the following document type was received in electronic format on the date identified above. This content is stored in the SCORE database.

Since this was an electronic submission, there is no physical artifact folder, no artifact folder is recorded in PALM, and no paper documents or physical media exist. The TIFF images in the IFW record were created from the original documents that are stored in SCORE.

- Drawing

At the time of document entry (noted above):

- USPTO employees may access SCORE content via DAV or via the SCORE web page.
- External customers may access SCORE content via PAIR using the Supplemental Content tab.

Form Revision Date: March 1, 2019

**Doc Code: TRACK1.REQ**
**Document Description: TrackOne Request**

PTO/AIA/424 (04-14)

## CERTIFICATION AND REQUEST FOR PRIORITIZED EXAMINATION UNDER 37 CFR 1.102(e) (Page 1 of 1)

| | | | |
|---|---|---|---|
| First Named Inventor: | Marc A. Cohen | Nonprovisional Application Number (if known): | |
| Title of Invention: | SYSTEM AND METHODS FOR SUBSIDIARY CHANNEL-BASED THREAD COMMUNICATIONS | | |

**APPLICANT HEREBY CERTIFIES THE FOLLOWING AND REQUESTS PRIORITIZED EXAMINATION FOR THE ABOVE-IDENTIFIED APPLICATION.**

1. The processing fee set forth in 37 CFR 1.17(i)(1) and the prioritized examination fee set forth in 37 CFR 1.17(c) have been filed with the request. The publication fee requirement is met because that fee, set forth in 37 CFR 1.18(d), is currently $0. The basic filing fee, search fee, and examination fee are filed with the request or have been already been paid. I understand that any required excess claims fees or application size fee must be paid for the application.
2. I understand that the application may not contain, or be amended to contain, more than four independent claims, more than thirty total claims, or any multiple dependent claims, and that any request for an extension of time will cause an outstanding Track I request to be dismissed.
3. The applicable box is checked below:

**I. ☑ Original Application (Track One) - Prioritized Examination under § 1.102(e)(1)**

i. (a) The application is an original nonprovisional utility application filed under 35 U.S.C. 111(a). This certification and request is being filed with the utility application via EFS-Web.

---OR---

(b) The application is an original nonprovisional plant application filed under 35 U.S.C. 111(a). This certification and request is being filed with the plant application in paper.

ii. An executed inventor's oath or declaration under 37 CFR 1.63 or 37 CFR 1.64 for each inventor, **or** the application data sheet meeting the conditions specified in 37 CFR 1.53(f)(3)(i) is filed with the application.

**II. ☐ Request for Continued Examination - Prioritized Examination under § 1.102(e)(2)**

i. A request for continued examination has been filed with, or prior to, this form.
ii. If the application is a utility application, this certification and request is being filed via EFS-Web.
iii. The application is an original nonprovisional utility application filed under 35 U.S.C. 111(a), or is a national stage entry under 35 U.S.C. 371.
iv. This certification and request is being filed prior to the mailing of a first Office action responsive to the request for continued examination.
v. No prior request for continued examination has been granted prioritized examination status under 37 CFR 1.102(e)(2).

| | |
|---|---|
| Signature /Robert Plotkin, Reg#43861/ | Date 2023-12-11 |
| Name (Print/Typed) Robert Plotkin | Practitioner Registration Number 43861 |

***Note:*** *This form must be signed in accordance with 37 CFR 1.33. See 37 CFR 1.4(d) for signature requirements and certifications. Submit multiple forms if more than one signature is required.**

☑ *Total of 1 forms are submitted.

# Privacy Act Statement

The **Privacy Act of 1974 (P.L. 93-579)** requires that you be given certain information in connection with your submission of the attached form related to a patent application or patent. Accordingly, pursuant to the requirements of the Act, please be advised that: (1) the general authority for the collection of this information is 35 U.S.C. 2(b)(2); (2) furnishing of the information solicited is voluntary; and (3) the principal purpose for which the information is used by the U.S. Patent and Trademark Office is to process and/or examine your submission related to a patent application or patent. If you do not furnish the requested information, the U.S. Patent and Trademark Office may not be able to process and/or examine your submission, which may result in termination of proceedings or abandonment of the application or expiration of the patent.

The information provided by you in this form will be subject to the following routine uses:

1. The information on this form will be treated confidentially to the extent allowed under the Freedom of Information Act (5 U.S.C. 552) and the Privacy Act (5 U.S.C 552a). Records from this system of records may be disclosed to the Department of Justice to determine whether disclosure of these records is required by the Freedom of Information Act.
2. A record from this system of records may be disclosed, as a routine use, in the course of presenting evidence to a court, magistrate, or administrative tribunal, including disclosures to opposing counsel in the course of settlement negotiations.
3. A record in this system of records may be disclosed, as a routine use, to a Member of Congress submitting a request involving an individual, to whom the record pertains, when the individual has requested assistance from the Member with respect to the subject matter of the record.
4. A record in this system of records may be disclosed, as a routine use, to a contractor of the Agency having need for the information in order to perform a contract. Recipients of information shall be required to comply with the requirements of the Privacy Act of 1974, as amended, pursuant to 5 U.S.C. 552a(m).
5. A record related to an International Application filed under the Patent Cooperation Treaty in this system of records may be disclosed, as a routine use, to the International Bureau of the World Intellectual Property Organization, pursuant to the Patent Cooperation Treaty.
6. A record in this system of records may be disclosed, as a routine use, to another federal agency for purposes of National Security review (35 U.S.C. 181) and for review pursuant to the Atomic Energy Act (42 U.S.C. 218(c)).
7. A record from this system of records may be disclosed, as a routine use, to the Administrator, General Services, or his/her designee, during an inspection of records conducted by GSA as part of that agency's responsibility to recommend improvements in records management practices and programs, under authority of 44 U.S.C. 2904 and 2906. Such disclosure shall be made in accordance with the GSA regulations governing inspection of records for this purpose, and any other relevant (*i.e.*, GSA or Commerce) directive. Such disclosure shall not be used to make determinations about individuals.
8. A record from this system of records may be disclosed, as a routine use, to the public after either publication of the application pursuant to 35 U.S.C. 122(b) or issuance of a patent pursuant to 35 U.S.C. 151. Further, a record may be disclosed, subject to the limitations of 37 CFR 1.14, as a routine use, to the public if the record was filed in an application which became abandoned or in which the proceedings were terminated and which application is referenced by either a published application, an application open to public inspection or an issued patent.
9. A record from this system of records may be disclosed, as a routine use, to a Federal, State, or local law enforcement agency, if the USPTO becomes aware of a violation or potential violation of law or regulation.

UNITED STATES
PATENT AND TRADEMARK OFFICE

P.O. Box 1450
Alexandria, VA 22313 - 1450
www.uspto.gov

# ELECTRONIC PAYMENT RECEIPT

| APPLICATION # | RECEIPT DATE / TIME | ATTORNEY DOCKET # |
|---|---|---|
| 18/535,572 | 12/11/2023 04:39:42 PM Z ET | WRN.1001 |

## Title of Invention

SYSTEM AND METHODS FOR SUBSIDIARY CHANNEL-BASED THREAD COMMUNICATIONS

## Application Information

| | | | |
|---|---|---|---|
| APPLICATION TYPE | Utility - Nonprovisional Application under 35 USC 111(a) | PATENT # | - |
| CONFIRMATION # | 8749 | FILED BY | Robert Plotkin |
| PATENT CENTER # | 63567364 | AUTHORIZED BY | - |
| CUSTOMER # | 144359 | FILING DATE | - |
| CORRESPONDENCE ADDRESS | - | FIRST NAMED INVENTOR | Marc A. Cohen |

## Payment Information

| PAYMENT METHOD | PAYMENT TRANSACTION ID | PAYMENT AUTHORIZED BY |
|---|---|---|
| CARD / 2005 | E2023BAG40326853 | Robert Plotkin |

| PRE-AUTHORIZED ACCOUNT | PRE-AUTHORIZED CATEGORY |
|---|---|
| 601293 | 37 CFR 1.16 (National application filing, search, and examination fees); 37 CFR 1.17 (Patent application and reexamination processing fees); 37 CFR 1.19 (Document supply fees); 37 CFR 1.20 (Post Issuance fees); 37 CFR 1.21 (Miscellaneous fees and charges) |

| FEE CODE | DESCRIPTION | ITEM PRICE($) | QUANTITY | ITEM TOTAL($) |
|---|---|---|---|---|
| 2830 | PROCESSING FEE, EXCEPT IN PROVISIONAL APPLICATIONS | 56.00 | 1 | 56.00 |
| 2817 | REQUEST FOR PRIORITIZED EXAMINATION | 1680.00 | 1 | 1680.00 |
| 2111 | UTILITY PATENT APPL. SEARCH FEE | 280.00 | 1 | 280.00 |
| 4011 | BASIC FILING FEE- UTILITY | 64.00 | 1 | 64.00 |

| | | | | |
|---|---|---|---|---|
| 2051 | SURCHARGE- LATE FILING FEE, SEARCH FEE, EXAMINATION FEE, INVENTOR'S OATH OR DECLARATION, OR APPLICATION FILED WITHOUT AT LEAST ONE CLAIM OR BY REFERENCE | 64.00 | 1 | 64.00 |
| 2011 | EXAMINATION OF ORIGINAL PATENT APPLICATION | 320.00 | 1 | 320.00 |
| 2202 | EACH CLAIM IN EXCESS OF 20 | 40.00 | 10 | 400.00 |
| 2201 | EACH INDEPENDENT CLAIM IN EXCESS OF THREE | 192.00 | 1 | 192.00 |
| | | | **TOTAL AMOUNT:** | **$3,056.00** |

This Acknowledgement Receipt evidences receipt on the noted date by the USPTO of the indicated documents, characterized by the applicant, and including page counts, where applicable. It serves as evidence of receipt similar to a Post Card, as described in MPEP 503.

**New Applications Under 35 U.S.C. 111**

If a new application is being filed and the application includes the necessary components for filing date (see 37 CFR 1.53(b)-(d) and MPEP 506), a Filing Receipt (37 CFR 1.54) will be issued in due course and the date shown on this Acknowledgement Receipt will establish the filing date of the application.

**National Stage of an International Application under 35 U.S.C. 371**

If a timely submission to enter the national stage of an international application is compliant with the conditions of 35 U.S.C. 371 and other applicable requirements a Form PCT/DO/EO/903 indicating acceptance of the application as a national stage submission under 35 U.S.C. 371 will be issued in addition to the Filing Receipt, in due course.

**New International Application Filed with the USPTO as a Receiving Office**

If a new international application is being filed and the international application includes the necessary components for an international filing date (see PCT Article 11 and MPEP 1810), a Notification of the International Application Number and of the International Filing Date (Form PCT/RO/105) will be issued in due course, subject to prescriptions concerning national security, and the date shown on this Acknowledgement Receipt will establish the international filing date of the application.

PTO/AIA/14 (01-22)
Approved for use through 05/31/2024. OMB 0651-0032
U.S. Patent and Trademark Office; U.S. DEPARTMENT OF COMMERCE
Under the Paperwork Reduction Act of 1995, no persons are required to respond to a collection of information unless it contains a valid OMB control number.

| Application Data Sheet 37 CFR 1.76 | Attorney Docket Number | WRN.1001 |
|---|---|---|
| | Application Number | |
| Title of Invention | SYSTEM AND METHODS FOR SUBSIDIARY CHANNEL-BASED THREAD COMMUNICATIONS | |

The application data sheet is part of the provisional or nonprovisional application for which it is being submitted. The following form contains the bibliographic data arranged in a format specified by the United States Patent and Trademark Office as outlined in 37 CFR 1.76.
This document may be completed electronically and submitted to the Office in electronic format using the Electronic Filing System (EFS) or the document may be printed and included in a paper filed application.

## Secrecy Order 37 CFR 5.2:

☐ Portions or all of the application associated with this Application Data Sheet may fall under a Secrecy Order pursuant to 37 CFR 5.2 (Paper filers only. Applications that fall under Secrecy Order may not be filed electronically.)

## Inventor Information:

**Inventor 1** Remove

**Legal Name**

| Prefix | Given Name | Middle Name | Family Name | Suffix |
|---|---|---|---|---|
| | Marc | A. | Cohen | |

**Residence Information (Select One)** ◉ US Residency ◯ Non US Residency ◯ Active US Military Service

| City | Blue Bell | State/Province | PA | Country of Residence | US |
|---|---|---|---|---|---|

**Mailing Address of Inventor:**

| | | | |
|---|---|---|---|
| Address 1 | 170 Brittany Way | | |
| Address 2 | | | |
| City | Blue Bell | State/Province | PA |
| Postal Code | 19422 | Country | US |

**Inventor 2** Remove

**Legal Name**

| Prefix | Given Name | Middle Name | Family Name | Suffix |
|---|---|---|---|---|
| | Jeffrey | A. | Cohen | |

**Residence Information (Select One)** ◉ US Residency ◯ Non US Residency ◯ Active US Military Service

| City | Blue Bell | State/Province | PA | Country of Residence | US |
|---|---|---|---|---|---|

**Mailing Address of Inventor:**

| | | | |
|---|---|---|---|
| Address 1 | 661 Willowbend Drive | | |
| Address 2 | | | |
| City | Blue Bell | State/Province | PA |
| Postal Code | 19422 | Country | US |

**Inventor 3** Remove

**Legal Name**

| Prefix | Given Name | Middle Name | Family Name | Suffix |
|---|---|---|---|---|
| | Erik | S. | Katz | |

**Residence Information (Select One)** ◉ US Residency ◯ Non US Residency ◯ Active US Military Service

PTO/AIA/14 (01-22)
Approved for use through 05/31/2024. OMB 0651-0032
U.S. Patent and Trademark Office; U.S. DEPARTMENT OF COMMERCE
Under the Paperwork Reduction Act of 1995, no persons are required to respond to a collection of information unless it contains a valid OMB control number.

| **Application Data Sheet 37 CFR 1.76** | Attorney Docket Number | WRN.1001 |
|---|---|---|
| | Application Number | |
| Title of Invention | SYSTEM AND METHODS FOR SUBSIDIARY CHANNEL-BASED THREAD COMMUNICATIONS | |

| **City** | Sands Point | **State/Province** | NY | **Country of Residence** | US |
|---|---|---|---|---|---|

**Mailing Address of Inventor:**

| | | | |
|---|---|---|---|
| **Address 1** | 2 Pond Lane | | |
| **Address 2** | | | |
| **City** | Sands Point | **State/Province** | NY |
| **Postal Code** | 11050 | **Country** | US |

All Inventors Must Be Listed - Additional Inventor Information blocks may be generated within this form by selecting the **Add** button. Add

## Correspondence Information:

**Enter either Customer Number or complete the Correspondence Information section below.**
**For further information see 37 CFR 1.33(a).**

☐ **An Address is being provided for the correspondence Information of this application.**

| | | | |
|---|---|---|---|
| **Customer Number** | 144359 | | |
| **Email Address** | mail@blueshiftip.com | Add Email | Remove Email |

## Application Information:

| | | | |
|---|---|---|---|
| **Title of the Invention** | SYSTEM AND METHODS FOR SUBSIDIARY CHANNEL-BASED THREAD COMMUNICATIONS | | |
| **Attorney Docket Number** | WRN.1001 | **Small Entity Status Claimed** | ☒ |
| **Application Type** | Nonprovisional | | |
| **Subject Matter** | Utility | | |
| **Total Number of Drawing Sheets (if any)** | 27 | **Suggested Figure for Publication (if any)** | |

## Filing By Reference:

Only complete this section when filing an application by reference under 35 U.S.C. 111(c) and 37 CFR 1.57(a). Do not complete this section if application papers including a specification and any drawings are being filed. Any domestic benefit or foreign priority information must be provided in the appropriate section(s) below (i.e., "Domestic Benefit/National Stage Information" and "Foreign Priority Information").

For the purposes of a filing date under 37 CFR 1.53(b), the description and any drawings of the present application are replaced by this reference to the previously filed application, subject to conditions and requirements of 37 CFR 1.57(a).

| Application number of the previously filed application | Filing date (YYYY-MM-DD) | Intellectual Property Authority or Country |
|---|---|---|
| | | |

## Publication Information:

☐ Request Early Publication (Fee required at time of Request 37 CFR 1.219)

☐ **Request Not to Publish.** I hereby request that the attached application not be published under 35 U.S.C. 122(b) and certify that the invention disclosed in the attached application **has not and will not** be the subject of an application filed in another country, or under a multilateral international agreement, that requires publication at eighteen months after filing.

| Application Data Sheet 37 CFR 1.76 | Attorney Docket Number | WRN.1001 |
|---|---|---|
| | Application Number | |
| Title of Invention | SYSTEM AND METHODS FOR SUBSIDIARY CHANNEL-BASED THREAD COMMUNICATIONS | |

## Representative Information:

Representative information should be provided for all practitioners having a power of attorney in the application. Providing this information in the Application Data Sheet does not constitute a power of attorney in the application (see 37 CFR 1.32).
Either enter Customer Number or complete the Representative Name section below. If both sections are completed the customer Number will be used for the Representative Information during processing.

| | | | |
|---|---|---|---|
| Please Select One: | ◉ Customer Number | ◯ US Patent Practitioner | ◯ Limited Recognition (37 CFR 11.9) |
| Customer Number | 144359 | | |

## Domestic Benefit/National Stage Information:

This section allows for the applicant to either claim benefit under 35 U.S.C. 119(e), 120, 121, 365(c), or 386(c) or indicate National Stage entry from a PCT application. Providing benefit claim information in the Application Data Sheet constitutes the specific reference required by 35 U.S.C. 119(e) or 120, and 37 CFR 1.78.
When referring to the current application, please leave the "Application Number" field blank.

| Prior Application Status | Pending | | | | Remove |
|---|---|---|---|---|---|
| Application Number | Continuity Type | | Prior Application Number | | Filing or 371(c) Date (YYYY-MM-DD) |
| | Continuation of | | 18073652 | | 2022-12-02 |
| Prior Application Status | Patented | | | | Remove |
| Application Number | Continuity Type | Prior Application Number | Filing Date (YYYY-MM-DD) | Patent Number | Issue Date (YYYY-MM-DD) |
| 18073652 | Continuation of | 17065494 | 2020-10-07 | 11522821 | 2022-12-06 |
| Prior Application Status | Patented | | | | Remove |
| Application Number | Continuity Type | Prior Application Number | Filing Date (YYYY-MM-DD) | Patent Number | Issue Date (YYYY-MM-DD) |
| 17065494 | Continuation in part of | 16931283 | 2020-07-16 | 10805247 | 2020-10-13 |
| Prior Application Status | Patented | | | | Remove |
| Application Number | Continuity Type | Prior Application Number | Filing Date (YYYY-MM-DD) | Patent Number | Issue Date (YYYY-MM-DD) |
| 16931283 | Continuation in part of | 16712952 | 2019-12-12 | 10728192 | 2020-07-28 |
| Prior Application Status | Patented | | | | Remove |
| Application Number | Continuity Type | Prior Application Number | Filing Date (YYYY-MM-DD) | Patent Number | Issue Date (YYYY-MM-DD) |
| 16712952 | Continuation of | 16376427 | 2019-04-05 | 10547575 | 2020-01-28 |

Under the Paperwork Reduction Act of 1995, no persons are required to respond to a collection of information unless it contains a valid OMB control number.

| Application Data Sheet 37 CFR 1.76 | Attorney Docket Number | WRN.1001 |
|---|---|---|
| | Application Number | |
| Title of Invention | SYSTEM AND METHODS FOR SUBSIDIARY CHANNEL-BASED THREAD COMMUNICATIONS | |

| Prior Application Status | Patented | | | | Remove |
|---|---|---|---|---|---|
| Application Number | Continuity Type | Prior Application Number | Filing Date (YYYY-MM-DD) | Patent Number | Issue Date (YYYY-MM-DD) |
| 16376427 | Continuation in part of | 16014578 | 2018-06-21 | 11388120 | 2022-07-12 |
| Prior Application Status | Patented | | | | Remove |
| Application Number | Continuity Type | Prior Application Number | Filing Date (YYYY-MM-DD) | Patent Number | Issue Date (YYYY-MM-DD) |
| 16014578 | Continuation in part of | 15858696 | 2017-12-29 | 100254475 | 2018-07-17 |
| Prior Application Status | Patented | | | | Remove |
| Application Number | Continuity Type | Prior Application Number | Filing Date (YYYY-MM-DD) | Patent Number | Issue Date (YYYY-MM-DD) |
| 15858696 | Continuation in part of | 15431077 | 2017-02-13 | 9860198 | 2018-01-02 |
| Prior Application Status | Expired | | | | Remove |
| Application Number | Continuity Type | Prior Application Number | Filing or 371(c) Date (YYYY-MM-DD) | | |
| 15431077 | Claims benefit of provisional | 62446067 | 2017-01-13 | | |
| Prior Application Status | Patented | | | | Remove |
| Application Number | Continuity Type | Prior Application Number | Filing Date (YYYY-MM-DD) | Patent Number | Issue Date (YYYY-MM-DD) |
| 17065494 | Continuation in part of | 16931283 | 2020-07-16 | 10805247 | 2020-10-13 |
| Prior Application Status | Patented | | | | Remove |
| Application Number | Continuity Type | Prior Application Number | Filing Date (YYYY-MM-DD) | Patent Number | Issue Date (YYYY-MM-DD) |
| 16931283 | Continuation in part of | 16746412 | 2020-01-17 | 10999226 | 2021-05-04 |
| Prior Application Status | Patented | | | | Remove |
| Application Number | Continuity Type | Prior Application Number | Filing Date (YYYY-MM-DD) | Patent Number | Issue Date (YYYY-MM-DD) |
| 16746412 | Continuation in part of | 16712952 | 2019-12-12 | 10728192 | 2020-07-28 |
| Prior Application Status | Patented | | | | Remove |
| Application Number | Continuity Type | Prior Application Number | Filing Date (YYYY-MM-DD) | Patent Number | Issue Date (YYYY-MM-DD) |
| 16712952 | Continuation of | 16376427 | 2019-04-05 | 10547575 | 2020-01-28 |
| Prior Application Status | Patented | | | | Remove |
| Application Number | Continuity Type | Prior Application Number | Filing Date (YYYY-MM-DD) | Patent Number | Issue Date (YYYY-MM-DD) |
| 16376427 | Continuation in part of | 16014578 | 2018-06-21 | 11388120 | 2022-07-12 |
| Prior Application Status | Patented | | | | Remove |
| Application Number | Continuity Type | Prior Application Number | Filing Date (YYYY-MM-DD) | Patent Number | Issue Date (YYYY-MM-DD) |
| 16014578 | Continuation in part of | 15858696 | 2017-12-29 | 10025475 | 2018-07-17 |

Under the Paperwork Reduction Act of 1995, no persons are required to respond to a collection of information unless it contains a valid OMB control number.

| Application Data Sheet 37 CFR 1.76 | Attorney Docket Number | WRN.1001 |
|---|---|---|
| | Application Number | |
| Title of Invention | SYSTEM AND METHODS FOR SUBSIDIARY CHANNEL-BASED THREAD COMMUNICATIONS | |

| Prior Application Status | Patented | | | | Remove |
|---|---|---|---|---|---|
| Application Number | Continuity Type | Prior Application Number | Filing Date (YYYY-MM-DD) | Patent Number | Issue Date (YYYY-MM-DD) |
| 15858696 | Continuation in part of | 15431077 | 2017-02-16 | 9860198 | 2018-01-02 |
| Prior Application Status | Patented | | | | Remove |
| Application Number | Continuity Type | Prior Application Number | Filing Date (YYYY-MM-DD) | Patent Number | Issue Date (YYYY-MM-DD) |
| 17065494 | Continuation in part of | 16931283 | 2020-07-16 | 10805247 | 2020-10-13 |
| Prior Application Status | Patented | | | | Remove |
| Application Number | Continuity Type | Prior Application Number | Filing Date (YYYY-MM-DD) | Patent Number | Issue Date (YYYY-MM-DD) |
| 16931283 | Continuation in part of | 16746412 | 2020-01-17 | 10999226 | 2021-05-04 |
| Prior Application Status | Patented | | | | Remove |
| Application Number | Continuity Type | Prior Application Number | Filing Date (YYYY-MM-DD) | Patent Number | Issue Date (YYYY-MM-DD) |
| 16746412 | Continuation in part of | 16376427 | 2019-04-05 | 10547575 | 2020-01-28 |
| Prior Application Status | Patented | | | | Remove |
| Application Number | Continuity Type | Prior Application Number | Filing Date (YYYY-MM-DD) | Patent Number | Issue Date (YYYY-MM-DD) |
| 16376427 | Continuation in part of | 16014578 | 2018-06-21 | 11388120 | 2022-07-12 |
| Prior Application Status | Patented | | | | Remove |
| Application Number | Continuity Type | Prior Application Number | Filing Date (YYYY-MM-DD) | Patent Number | Issue Date (YYYY-MM-DD) |
| 16014578 | Continuation in part of | 15858696 | 2017-12-29 | 10025475 | 2018-07-17 |
| Prior Application Status | Patented | | | | Remove |
| Application Number | Continuity Type | Prior Application Number | Filing Date (YYYY-MM-DD) | Patent Number | Issue Date (YYYY-MM-DD) |
| 15858696 | Continuation in part of | 15431077 | 2017-02-13 | 9860198 | 2018-01-02 |
| Prior Application Status | Expired | | | | Remove |
| Application Number | Continuity Type | Prior Application Number | Filing or 371(c) Date (YYYY-MM-DD) | | |
| 15431077 | Claims benefit of provisional | 62446067 | 2017-01-13 | | |
| Prior Application Status | Expired | | | | Remove |
| Application Number | Continuity Type | Prior Application Number | Filing or 371(c) Date (YYYY-MM-DD) | | |
| 15858696 | Claims benefit of provisional | 62518905 | 2017-06-13 | | |
| Prior Application Status | Patented | | | | Remove |
| Application Number | Continuity Type | Prior Application Number | Filing Date (YYYY-MM-DD) | Patent Number | Issue Date (YYYY-MM-DD) |
| 17065494 | Continuation in part of | 16931283 | 2020-07-16 | 10805247 | 2020-10-13 |

Under the Paperwork Reduction Act of 1995, no persons are required to respond to a collection of information unless it contains a valid OMB control number.

| Application Data Sheet 37 CFR 1.76 | Attorney Docket Number | WRN.1001 |
|---|---|---|
| | Application Number | |
| Title of Invention | SYSTEM AND METHODS FOR SUBSIDIARY CHANNEL-BASED THREAD COMMUNICATIONS | |

| Prior Application Status | Patented | | | | Remove |
|---|---|---|---|---|---|
| Application Number | Continuity Type | Prior Application Number | Filing Date (YYYY-MM-DD) | Patent Number | Issue Date (YYYY-MM-DD) |
| 16931283 | Continuation in part of | 16746412 | 2020-01-17 | 10999226 | 2021-05-04 |
| Prior Application Status | Patented | | | | Remove |
| Application Number | Continuity Type | Prior Application Number | Filing Date (YYYY-MM-DD) | Patent Number | Issue Date (YYYY-MM-DD) |
| 16746412 | Continuation in part of | 16376427 | 2019-04-05 | 10547575 | 2020-01-28 |
| Prior Application Status | Expired | | | | Remove |
| Application Number | Continuity Type | Prior Application Number | Filing or 371(c) Date (YYYY-MM-DD) | | |
| 16376427 | Claims benefit of provisional | 62783410 | 2018-12-21 | | |
| Prior Application Status | Expired | | | | Remove |
| Application Number | Continuity Type | Prior Application Number | Filing or 371(c) Date (YYYY-MM-DD) | | |
| 16376427 | Claims benefit of provisional | 62666137 | 2018-05-03 | | |
| Prior Application Status | Patented | | | | Remove |
| Application Number | Continuity Type | Prior Application Number | Filing Date (YYYY-MM-DD) | Patent Number | Issue Date (YYYY-MM-DD) |
| 17065494 | Continuation in part of | 16931283 | 2020-07-16 | 10805247 | 2020-10-13 |
| Prior Application Status | Expired | | | | Remove |
| Application Number | Continuity Type | Prior Application Number | Filing or 371(c) Date (YYYY-MM-DD) | | |
| 16931283 | Claims benefit of provisional | 63045513 | 2020-06-29 | | |
| Prior Application Status | Patented | | | | Remove |
| Application Number | Continuity Type | Prior Application Number | Filing Date (YYYY-MM-DD) | Patent Number | Issue Date (YYYY-MM-DD) |
| 16014578 | Continuation in part of | 15609663 | 2017-05-31 | 10009300 | 2018-06-26 |
| Prior Application Status | Patented | | | | Remove |
| Application Number | Continuity Type | Prior Application Number | Filing Date (YYYY-MM-DD) | Patent Number | Issue Date (YYYY-MM-DD) |
| 15609663 | Continuation of | 15293620 | 2016-10-14 | 9712466 | 2017-07-18 |
| Prior Application Status | Expired | | | | Remove |
| Application Number | Continuity Type | Prior Application Number | Filing or 371(c) Date (YYYY-MM-DD) | | |
| 15293620 | Claims benefit of provisional | 62358719 | 2016-07-06 | | |

| Application Data Sheet 37 CFR 1.76 | Attorney Docket Number | WRN.1001 |
|---|---|---|
| | Application Number | |
| Title of Invention | SYSTEM AND METHODS FOR SUBSIDIARY CHANNEL-BASED THREAD COMMUNICATIONS | |

| Prior Application Status | Expired | | Remove |
|---|---|---|---|
| Application Number | Continuity Type | Prior Application Number | Filing or 371(c) Date (YYYY-MM-DD) |
| 15293620 | Claims benefit of provisional | 62253229 | 2015-11-10 |
| Additional Domestic Benefit/National Stage Data may be generated within this form by selecting the **Add** button. | | | Add |

## Foreign Priority Information:

This section allows for the applicant to claim priority to a foreign application. Providing this information in the application data sheet constitutes the claim for priority as required by 35 U.S.C. 119(b) and 37 CFR 1.55. When priority is claimed to a foreign application that is eligible for retrieval under the priority document exchange program (PDX)[i] the information will be used by the Office to automatically attempt retrieval pursuant to 37 CFR 1.55(i)(1) and (2). Under the PDX program, applicant bears the ultimate responsibility for ensuring that a copy of the foreign application is received by the Office from the participating foreign intellectual property office, or a certified copy of the foreign priority application is filed, within the time period specified in 37 CFR 1.55(g)(1).

Remove

| Application Number | Country[i] | Filing Date (YYYY-MM-DD) | Access Code[i] (if applicable) |
|---|---|---|---|
| | | | |

Additional Foreign Priority Data may be generated within this form by selecting the **Add** button. Add

## Statement under 37 CFR 1.55 or 1.78 for AIA (First Inventor to File) Transition Applications

☐ This application (1) claims priority to or the benefit of an application filed before March 16, 2013 and (2) also contains, or contained at any time, a claim to a claimed invention that has an effective filing date on or after March 16, 2013.
NOTE: By providing this statement under 37 CFR 1.55 or 1.78, this application, with a filing date on or after March 16, 2013, will be examined under the first inventor to file provisions of the AIA.

| Application Data Sheet 37 CFR 1.76 | Attorney Docket Number | WRN.1001 |
|---|---|---|
| | Application Number | |
| Title of Invention | SYSTEM AND METHODS FOR SUBSIDIARY CHANNEL-BASED THREAD COMMUNICATIONS | |

## Authorization or Opt-Out of Authorization to Permit Access:

When this Application Data Sheet is properly signed and filed with the application, applicant has provided written authority to permit a participating foreign intellectual property (IP) office access to the instant application-as-filed (see paragraph A in subsection 1 below) and the European Patent Office (EPO) access to any search results from the instant application (see paragraph B in subsection 1 below).

Should applicant choose not to provide an authorization identified in subsection 1 below, applicant **must opt-out** of the authorization by checking the corresponding box A or B or both in subsection 2 below.

**NOTE**: This section of the Application Data Sheet is **ONLY** reviewed and processed with the **INITIAL** filing of an application. After the initial filing of an application, an Application Data Sheet cannot be used to provide or rescind authorization for access by a foreign IP office(s). Instead, Form PTO/SB/39 or PTO/SB/69 must be used as appropriate.

**1. Authorization to Permit Access by a Foreign Intellectual Property Office(s)**

**A. Priority Document Exchange (PDX)** - Unless box A in subsection 2 (opt-out of authorization) is checked, the undersigned hereby **grants the USPTO authority** to provide the European Patent Office (EPO), the Japan Patent Office (JPO), the Korean Intellectual Property Office (KIPO), the State Intellectual Property Office of the People's Republic of China (SIPO), the World Intellectual Property Organization (WIPO), and any other foreign intellectual property office participating with the USPTO in a bilateral or multilateral priority document exchange agreement in which a foreign application claiming priority to the instant patent application is filed, access to: (1) the instant patent application-as-filed and its related bibliographic data, (2) any foreign or domestic application to which priority or benefit is claimed by the instant application and its related bibliographic data, and (3) the date of filing of this Authorization. See 37 CFR 1.14(h)(1).

**B. Search Results from U.S. Application to EPO** - Unless box B in subsection 2 (opt-out of authorization) is checked, the undersigned hereby **grants the USPTO authority** to provide the EPO access to the bibliographic data and search results from the instant patent application when a European patent application claiming priority to the instant patent application is filed. See 37 CFR 1.14(h)(2).

The applicant is reminded that the EPO's Rule 141(1) EPC (European Patent Convention) requires applicants to submit a copy of search results from the instant application without delay in a European patent application that claims priority to the instant application.

**2. Opt-Out of Authorizations to Permit Access by a Foreign Intellectual Property Office(s)**

☐ A. Applicant **DOES NOT** authorize the USPTO to permit a participating foreign IP office access to the instant application-as-filed. If this box is checked, the USPTO will not be providing a participating foreign IP office with any documents and information identified in subsection 1A above.

☐ B. Applicant **DOES NOT** authorize the USPTO to transmit to the EPO any search results from the instant patent application. If this box is checked, the USPTO will not be providing the EPO with search results from the instant application.

**NOTE:** Once the application has published or is otherwise publicly available, the USPTO may provide access to the application in accordance with 37 CFR 1.14.

Under the Paperwork Reduction Act of 1995, no persons are required to respond to a collection of information unless it contains a valid OMB control number.

| Application Data Sheet 37 CFR 1.76 | Attorney Docket Number | WRN.1001 |
|---|---|---|
| | Application Number | |
| Title of Invention | SYSTEM AND METHODS FOR SUBSIDIARY CHANNEL-BASED THREAD COMMUNICATIONS | |

## Applicant Information:

Providing assignment information in this section does not substitute for compliance with any requirement of part 3 of Title 37 of CFR to have an assignment recorded by the Office.

**Applicant 1** Remove

If the applicant is the inventor (or the remaining joint inventor or inventors under 37 CFR 1.45), this section should not be completed. The information to be provided in this section is the name and address of the legal representative who is the applicant under 37 CFR 1.43; or the name and address of the assignee, person to whom the inventor is under an obligation to assign the invention, or person who otherwise shows sufficient proprietary interest in the matter who is the applicant under 37 CFR 1.46. If the applicant is an applicant under 37 CFR 1.46 (assignee, person to whom the inventor is obligated to assign, or person who otherwise shows sufficient proprietary interest) together with one or more joint inventors, then the joint inventor or inventors who are also the applicant should be identified in this section. Clear

- (●) Assignee
- ( ) Legal Representative under 35 U.S.C. 117
- ( ) Joint Inventor
- ( ) Person to whom the inventor is obligated to assign.
- ( ) Person who shows sufficient proprietary interest

If applicant is the legal representative, indicate the authority to file the patent application, the inventor is:

Name of the Deceased or Legally Incapacitated Inventor:

If the Applicant is an Organization check here. ☒

| Organization Name | Wrinkl, Inc. | | |
|---|---|---|---|
| **Mailing Address Information For Applicant:** | | | |
| **Address 1** | 170 Brittany Way | | |
| Address 2 | | | |
| **City** | Blue Bell | **State/Province** | PA |
| **Country** | US | Postal Code | 19422 |
| Phone Number | | Fax Number | |
| Email Address | | | |

Additional Applicant Data may be generated within this form by selecting the Add button. Add

## Assignee Information including Non-Applicant Assignee Information:

Providing assignment information in this section does not substitute for compliance with any requirement of part 3 of Title 37 of CFR to have an assignment recorded by the Office.

Under the Paperwork Reduction Act of 1995, no persons are required to respond to a collection of information unless it contains a valid OMB control number.

| **Application Data Sheet 37 CFR 1.76** | Attorney Docket Number | WRN.1001 |
|---|---|---|
| | Application Number | |
| Title of Invention | SYSTEM AND METHODS FOR SUBSIDIARY CHANNEL-BASED THREAD COMMUNICATIONS | |

**Assignee 1**

Complete this section if assignee information, including non-applicant assignee information, is desired to be included on the patent application publication. An assignee-applicant identified in the "Applicant Information" section will appear on the patent application publication as an applicant. For an assignee-applicant, complete this section only if identification as an assignee is also desired on the patent application publication.

Remove

If the Assignee or Non-Applicant Assignee is an Organization check here. ☐

| Prefix | **Given Name** | Middle Name | **Family Name** | Suffix |
|---|---|---|---|---|
| | | | | |

**Mailing Address Information For Assignee including Non-Applicant Assignee:**

| | | | |
|---|---|---|---|
| **Address 1** | | | |
| Address 2 | | | |
| **City** | | **State/Province** | |
| **Country** i | | Postal Code | |
| Phone Number | | Fax Number | |
| Email Address | | | |

Additional Assignee or Non-Applicant Assignee Data may be generated within this form by selecting the Add button. Add

## Signature:

Remove

**NOTE:** This Application Data Sheet must be signed in accordance with 37 CFR 1.33(b). **However, if this Application Data Sheet is submitted with the INITIAL filing of the application and either box A or B is not checked in subsection 2 of the "Authorization or Opt-Out of Authorization to Permit Access" section, then this form must also be signed in accordance with 37 CFR 1.14(c).**

This Application Data Sheet **must** be signed by a patent practitioner if one or more of the applicants is a **juristic entity** (e.g., corporation or association). If the applicant is two or more joint inventors, this form must be signed by a patent practitioner, **all** joint inventors who are the applicant, or one or more joint inventor-applicants who have been given power of attorney (e.g., see USPTO Form PTO/AIA/81) on behalf of **all** joint inventor-applicants.

See 37 CFR 1.4(d) for the manner of making signatures and certifications.

| **Signature** | /Robert Plotkin, Reg#43861/ | | | Date (YYYY-MM-DD) | 2023-12-11 |
|---|---|---|---|---|---|
| First Name | Robert | Last Name | Plotkin | Registration Number | 43861 |

Additional Signature may be generated within this form by selecting the Add button. Add

| **Application Data Sheet 37 CFR 1.76** | Attorney Docket Number | WRN.1001 |
|---|---|---|
| | Application Number | |
| Title of Invention | SYSTEM AND METHODS FOR SUBSIDIARY CHANNEL-BASED THREAD COMMUNICATIONS | |

This collection of information is required by 37 CFR 1.76. The information is required to obtain or retain a benefit by the public which is to file (and by the USPTO to process) an application. Confidentiality is governed by 35 U.S.C. 122 and 37 CFR 1.14. This collection is estimated to take 23 minutes to complete, including gathering, preparing, and submitting the completed application data sheet form to the USPTO. Time will vary depending upon the individual case. Any comments on the amount of time you require to complete this form and/or suggestions for reducing this burden, should be sent to the Chief Information Officer, U.S. Patent and Trademark Office, U.S. Department of Commerce, P.O. Box 1450, Alexandria, VA 22313-1450. DO NOT SEND FEES OR COMPLETED FORMS TO THIS ADDRESS. **SEND TO: Commissioner for Patents, P.O. Box 1450, Alexandria, VA 22313-1450.**

# Privacy Act Statement

The Privacy Act of 1974 (P.L. 93-579) requires that you be given certain information in connection with your submission of the attached form related to a patent application or patent. Accordingly, pursuant to the requirements of the Act, please be advised that: (1) the general authority for the collection of this information is 35 U.S.C. 2(b)(2); (2) furnishing of the information solicited is voluntary; and (3) the principal purpose for which the information is used by the U.S. Patent and Trademark Office is to process and/or examine your submission related to a patent application or patent. If you do not furnish the requested information, the U.S. Patent and Trademark Office may not be able to process and/or examine your submission, which may result in termination of proceedings or abandonment of the application or expiration of the patent.

The information provided by you in this form will be subject to the following routine uses:

1 The information on this form will be treated confidentially to the extent allowed under the Freedom of Information Act (5 U.S.C. 552) and the Privacy Act (5 U.S.C. 552a). Records from this system of records may be disclosed to the Department of Justice to determine whether the Freedom of Information Act requires disclosure of these records.

2. A record from this system of records may be disclosed, as a routine use, in the course of presenting evidence to a court, magistrate, or administrative tribunal, including disclosures to opposing counsel in the course of settlement negotiations.

3 A record in this system of records may be disclosed, as a routine use, to a Member of Congress submitting a request involving an individual, to whom the record pertains, when the individual has requested assistance from the Member with respect to the subject matter of the record.

4. A record in this system of records may be disclosed, as a routine use, to a contractor of the Agency having need for the information in order to perform a contract. Recipients of information shall be required to comply with the requirements of the Privacy Act of 1974, as amended, pursuant to 5 U.S.C. 552a(m).

5. A record related to an International Application filed under the Patent Cooperation Treaty in this system of records may be disclosed, as a routine use, to the International Bureau of the World Intellectual Property Organization, pursuant to the Patent CooperationTreaty.

6. A record in this system of records may be disclosed, as a routine use, to another federal agency for purposes of National Security review (35 U.S.C. 181) and for review pursuant to the Atomic Energy Act (42 U.S.C. 218(c)).

7. A record from this system of records may be disclosed, as a routine use, to the Administrator, General Services, or his/her designee, during an inspection of records conducted by GSA as part of that agency's responsibility to recommend improvements in records management practices and programs, under authority of 44 U.S.C. 2904 and 2906. Such disclosure shall be made in accordance with the GSA regulations governing inspection of records for this purpose, and any other relevant (i.e., GSA or Commerce) directive. Such disclosure shall not be used to make determinations about individuals.

8. A record from this system of records may be disclosed, as a routine use, to the public after either publication of the application pursuant to 35 U.S.C. 122(b) or issuance of a patent pursuant to 35 U.S.C. 151. Further, a record may be disclosed, subject to the limitations of 37 CFR 1.14, as a routine use, to the public if the record was filed in an application which became abandoned or in which the proceedings were terminated and which application is referenced by either a published application, an application open to public inspections or an issued patent.

9. A record from this system of records may be disclosed, as a routine use, to a Federal, State, or local law enforcement agency, if the USPTO becomes aware of a violation or potential violation of law or regulation.

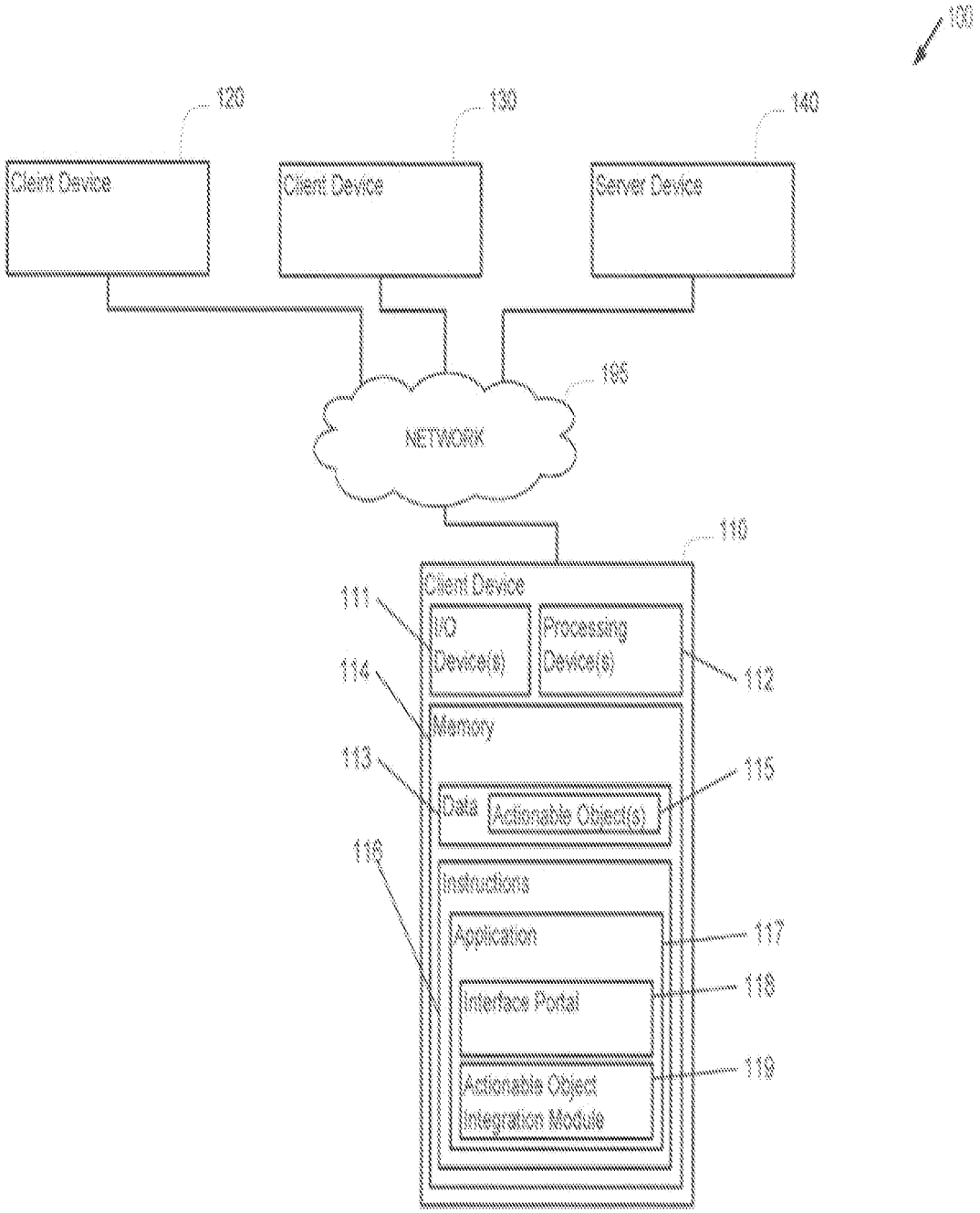
100
120
130
140
Client Device
Client Device
Server Device
195
NETWORK
110
Client Device
111
I/O Device(s)
Processing Device(s)
112
114
Memory
113
115
Data
Actionable Object(s)
116
Instructions
Application
117
118
Interface Portal
119
Actionable Object Integration Module

FIG. 1

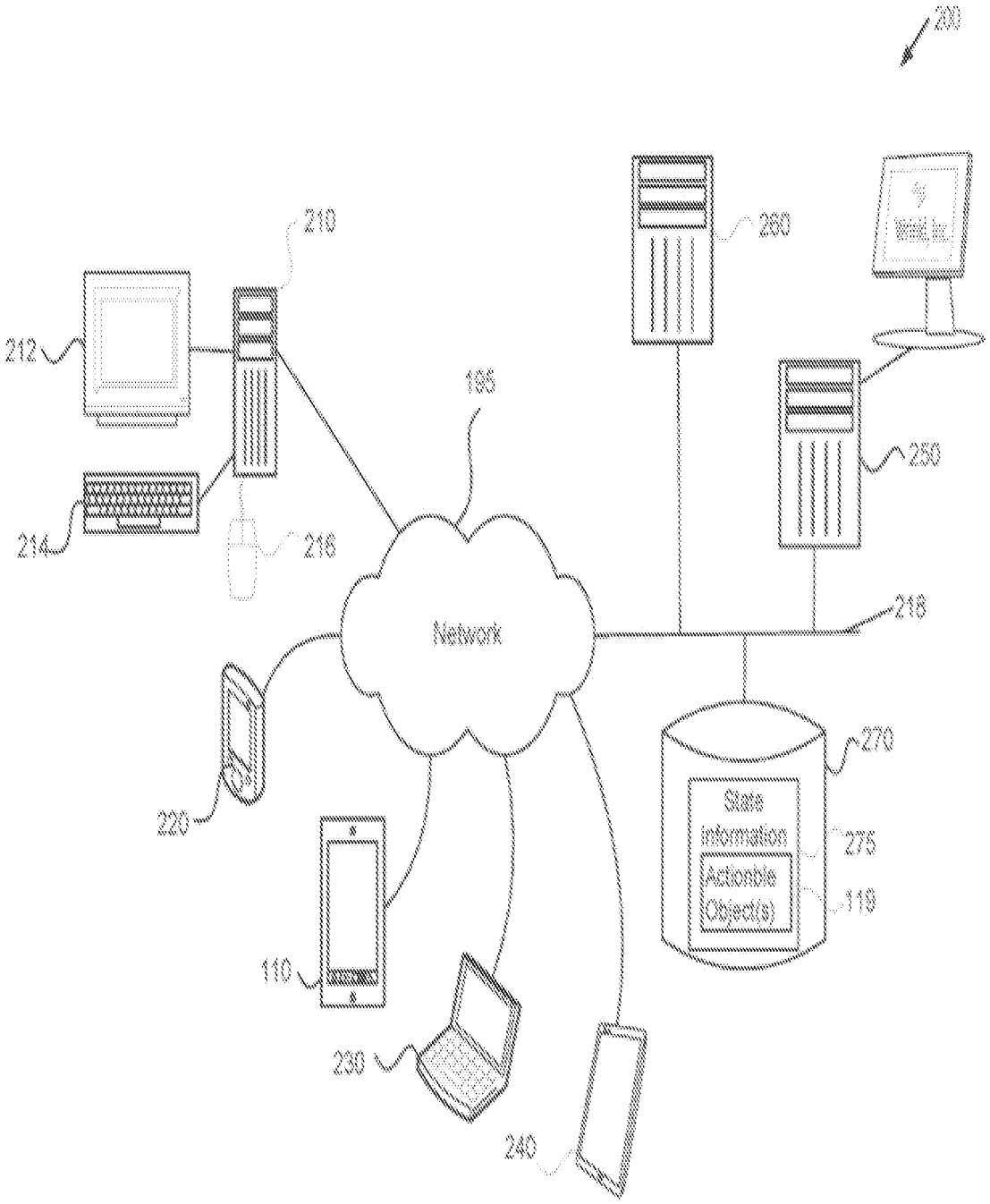
200
210
212
214
216
165
Network
260
250
218
220
270
State
information
275
Actionable
Object(s)
119
110
230
240

FIG. 2

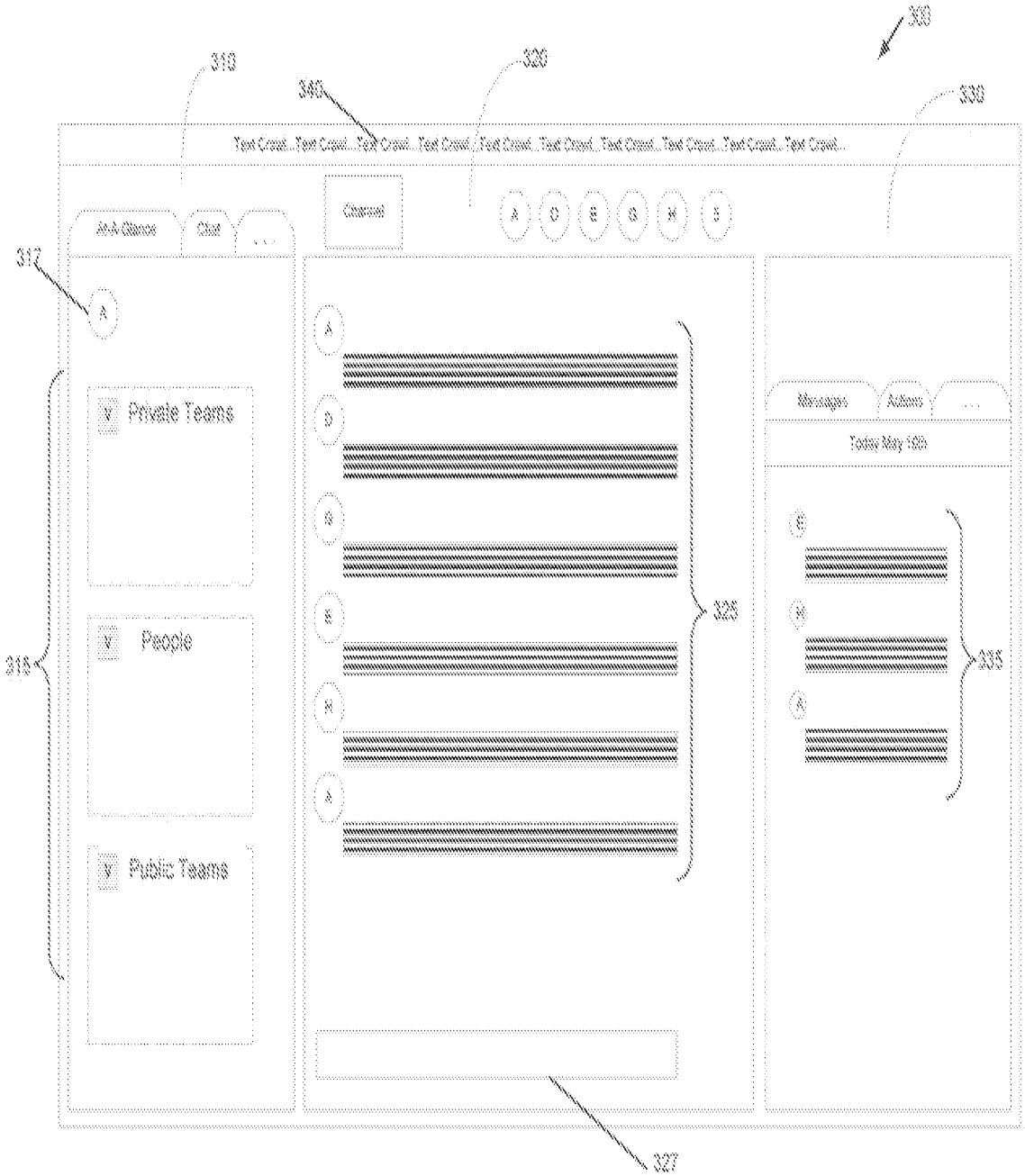
300
310
340
320
330
Text Cloud Text Cloud Text Cloud Text Cloud Text Cloud Text Cloud Text Cloud Text Cloud Text Cloud Text Cloud
At-A-Glance
Chat
Channel
317
Private Teams
People
Public Teams
315
325
Messages
Activity
Today May 10th
335
327

FIG. 3

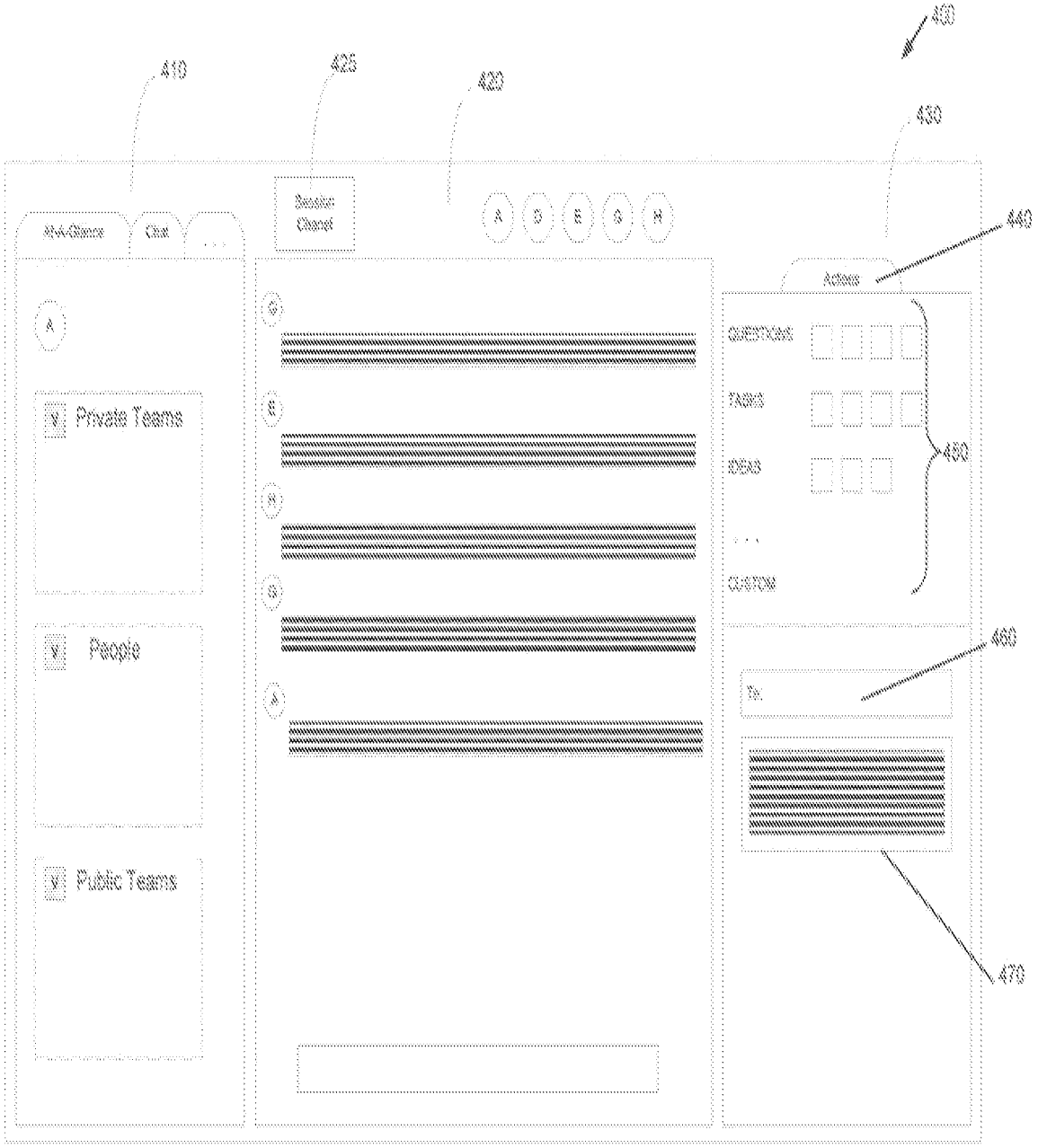
450
410
425
420
430
440
Private Teams
People
Public Teams
450
460
470

FIG. 4A

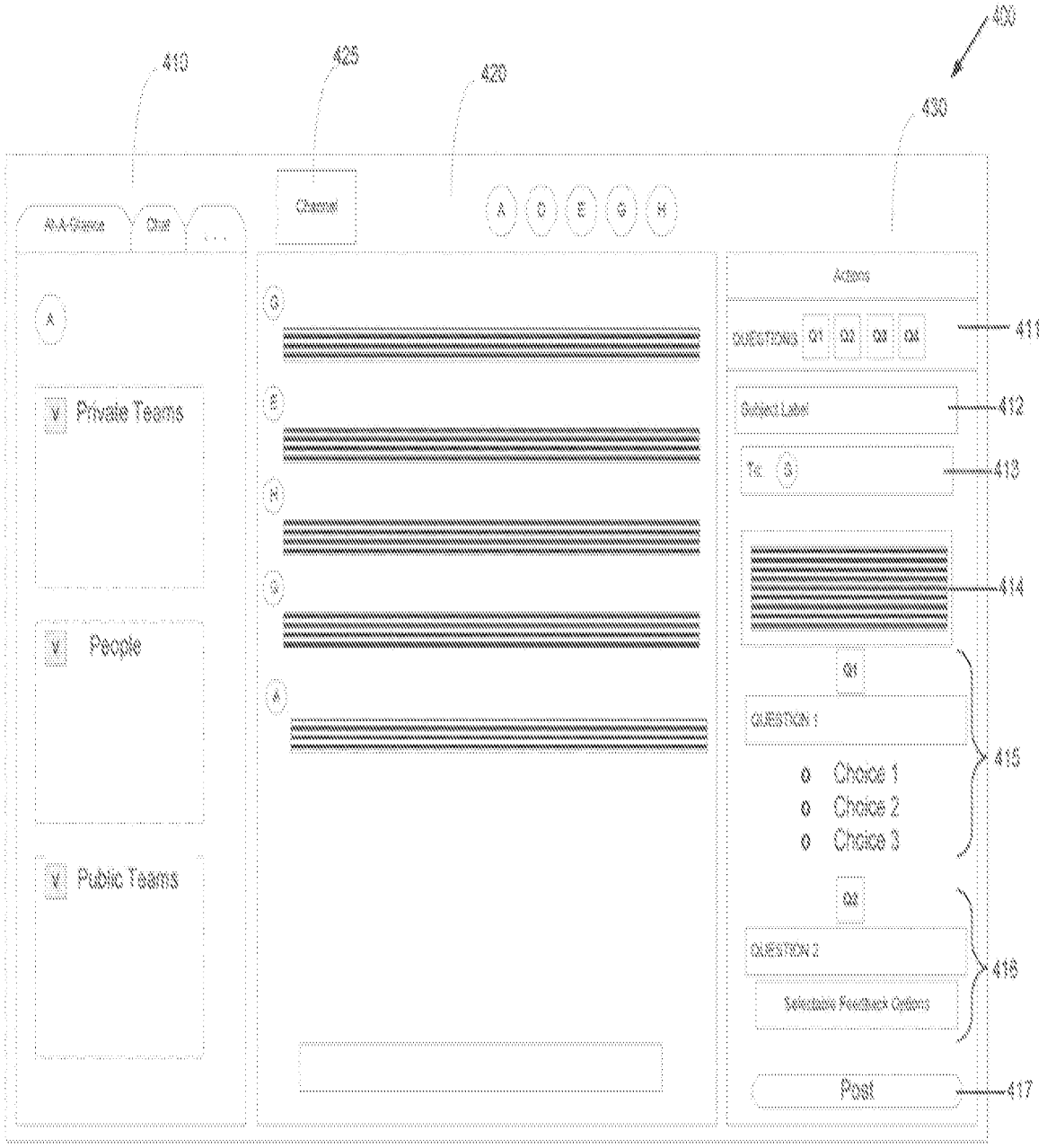
400
410
425
420
430
Channel
A
D
E
G
H
Private Teams
People
Public Teams
Actions
QUESTIONS
Q1
Q2
Q3
Q4
411
Subject Label
412
To:
413
414
QUESTION 1
Choice 1
Choice 2
Choice 3
415
QUESTION 2
416
Selectable Feedback Options
Post
417

FIG. 4B

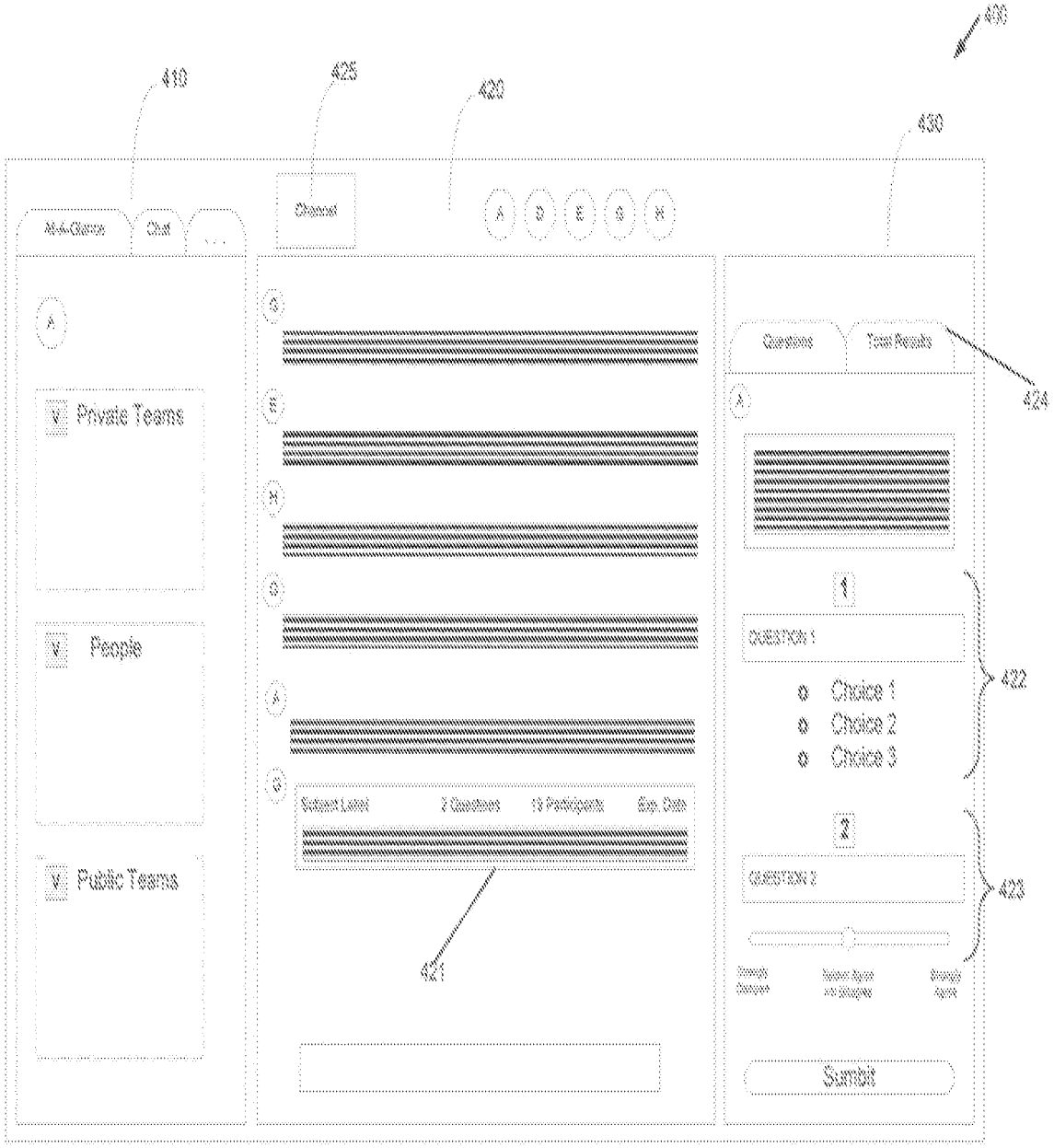
400
410
425
420
430
Chat
Private Teams
People
Public Teams
Questions
Test Results
424
1
Choice 1
Choice 2
Choice 3
422
2
423
421
Submit

FIG. 4C

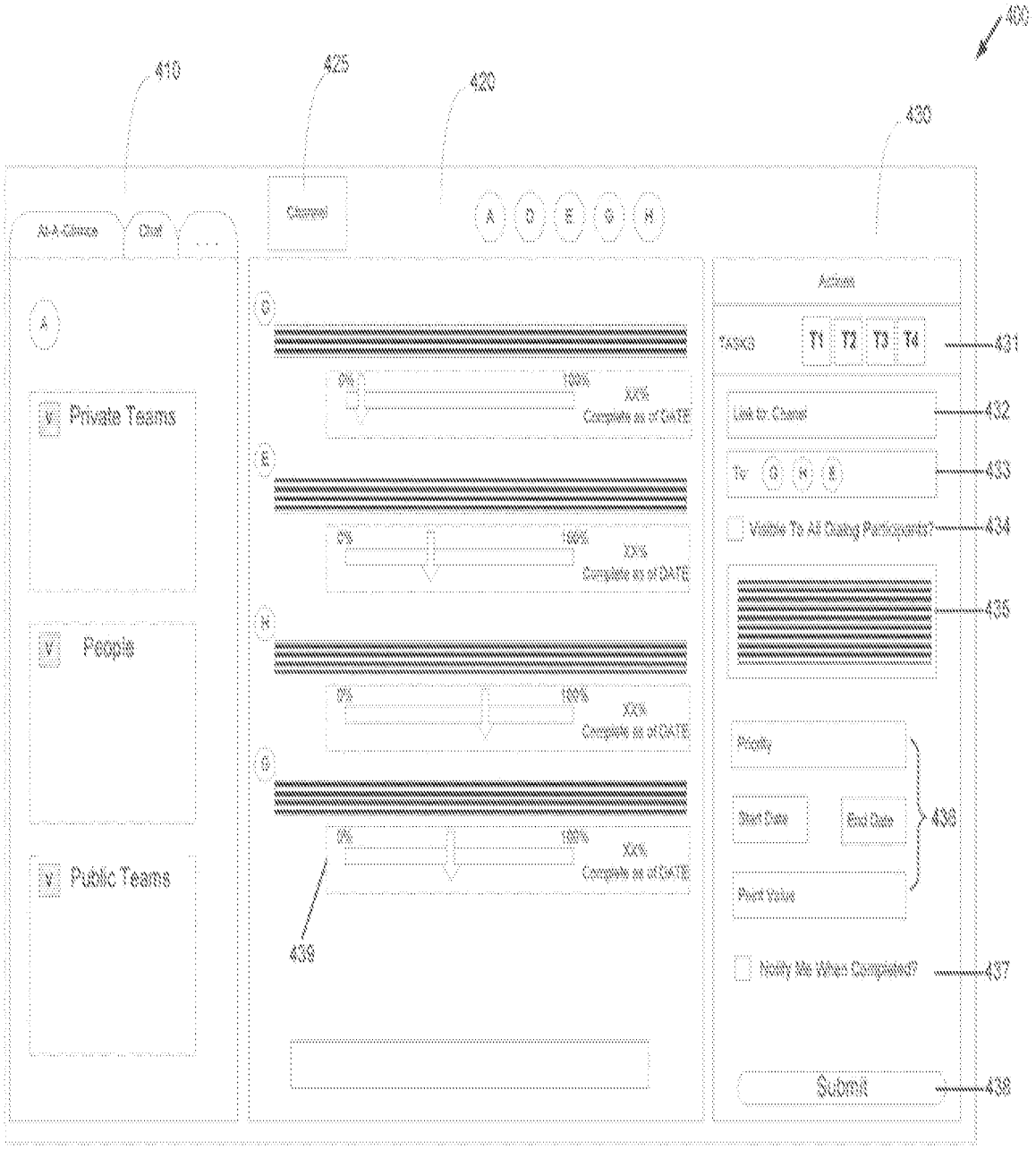
400
410
425
420
430
Chat
Channel
A
D
E
G
H
Private Teams
People
Public Teams
Actions
TASKS
T1
T2
T3
T4
431
Link to Chanel
432
To
433
Visible To All Dialog Participants?
434
435
Priority
Start Date
End Date
436
Point Value
Notify Me When Completed?
437
Submit
438
0%
100%
XX%
Complete as of DATE
439

FIG. 4D

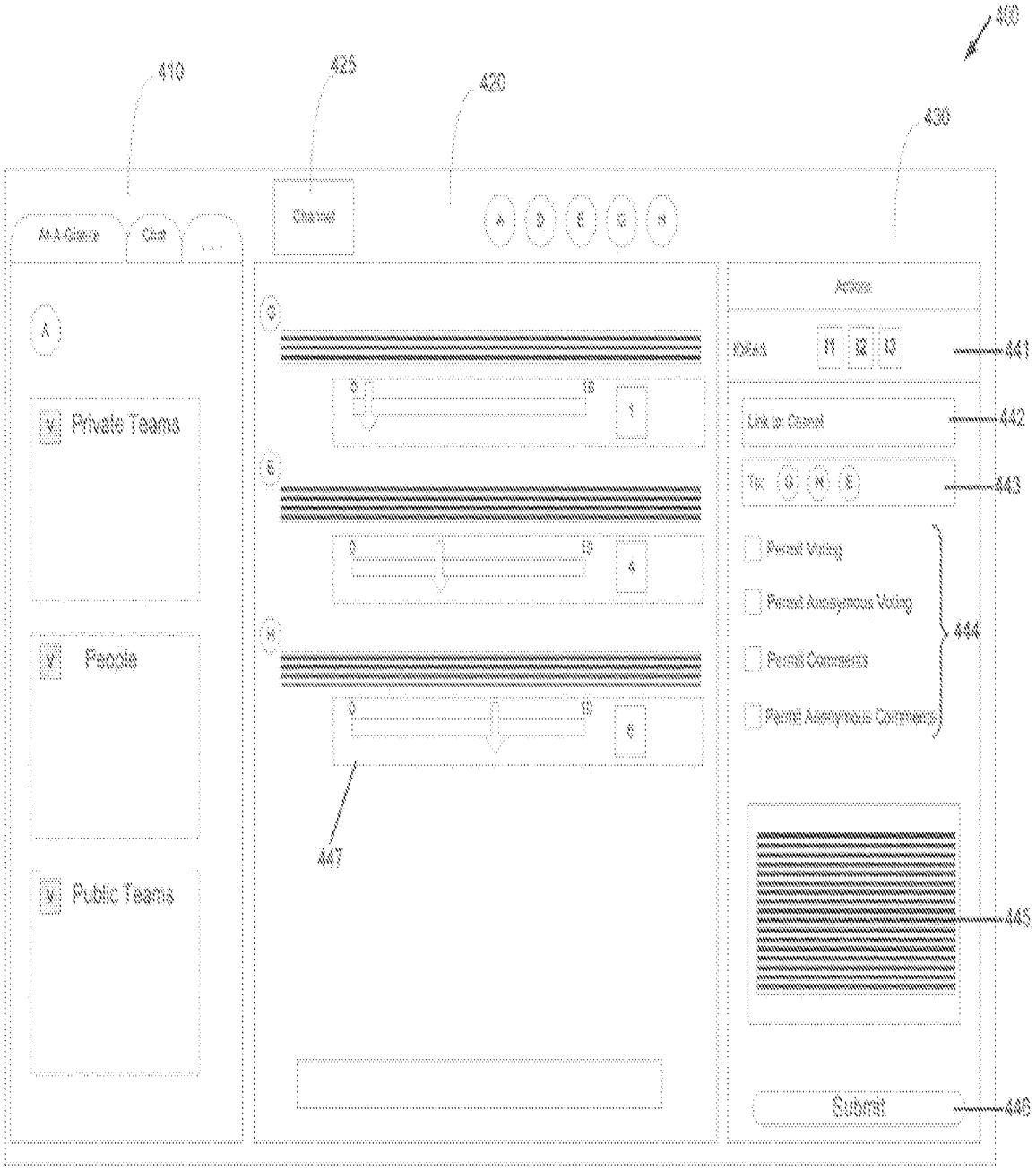
400
410
425
420
430
Channel
Private Teams
People
Public Teams
Actions
Link to Channel
Permit Voting
Permit Anonymous Voting
Permit Comments
Permit Anonymous Comments
Submit
441
442
443
444
445
446
447

FIG. 4E

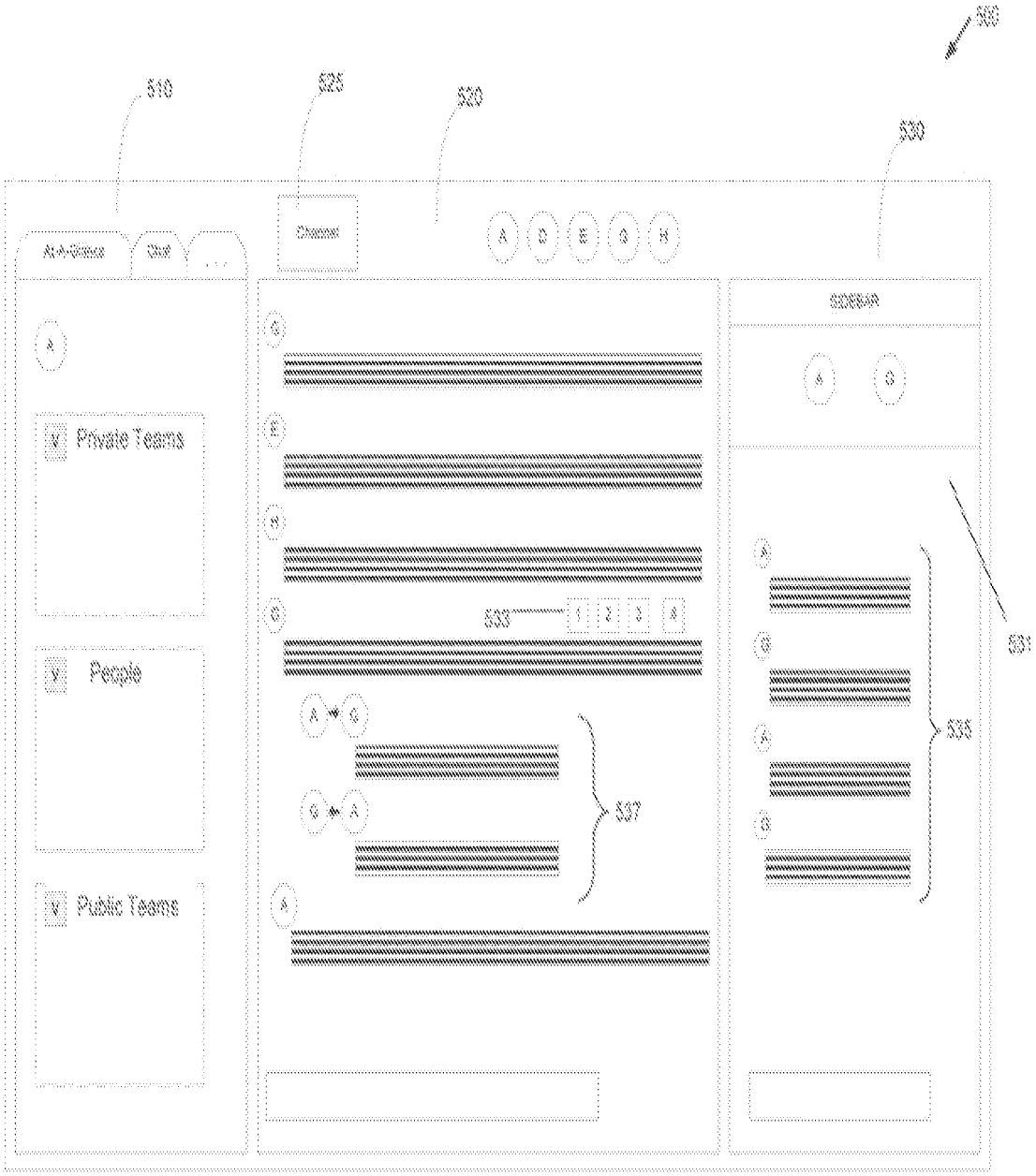
500
510
525
520
530
Chat
Private Teams
People
Public Teams
533
537
535
531

FIG. 5A

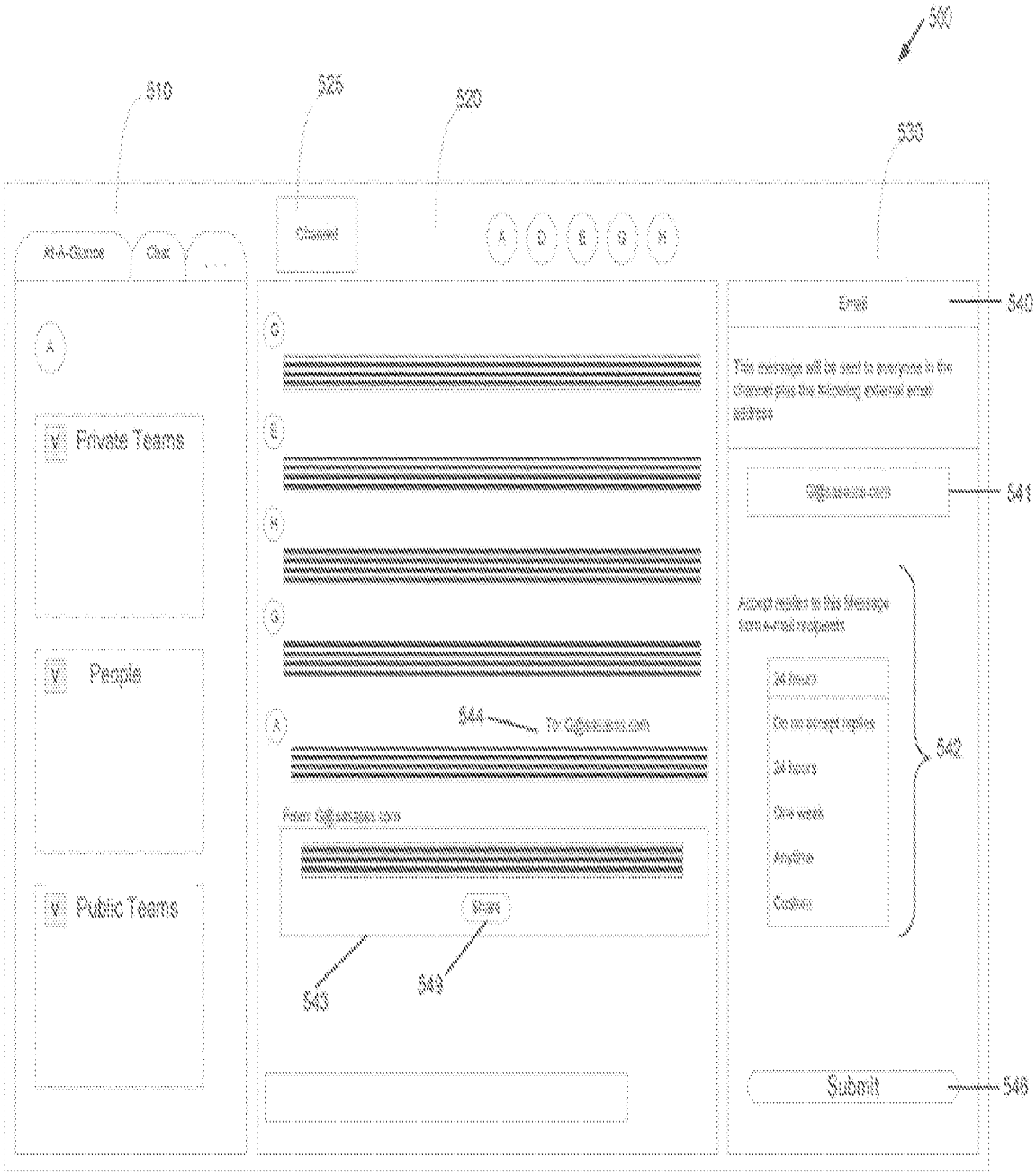
500
510
525
520
530
Private Teams
People
Public Teams
540
541
542
544
543
549
548
Submit

FIG. 5B

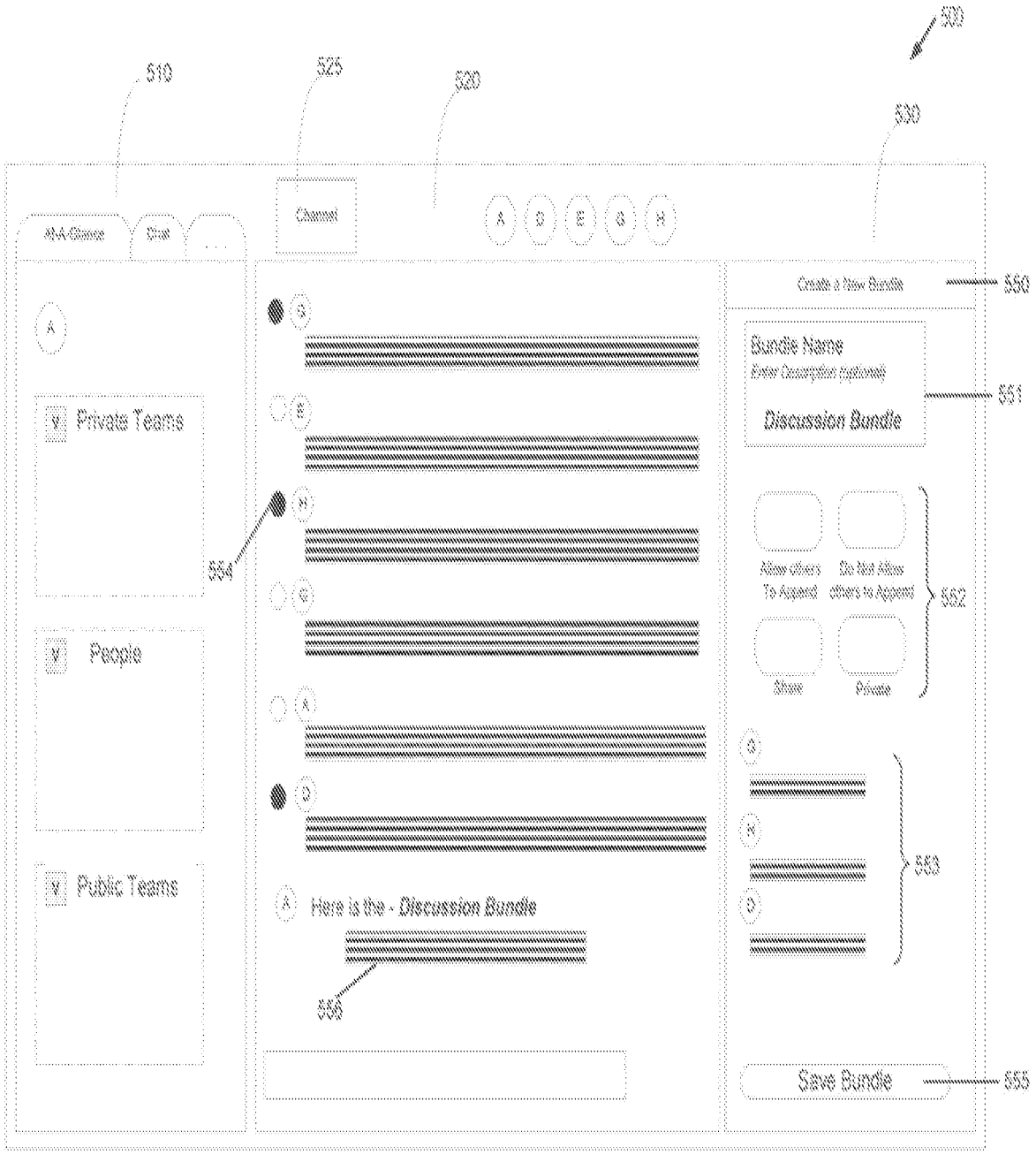
500
510
525
520
530
Channel
A
D
E
G
H
Create a New Bundle
550
Bundle Name
Enter Description (optional)
Discussion Bundle
551
Private Teams
554
Allow others To Append
Do Not Allow others to Append
552
Share
Private
People
553
Public Teams
Here is the - Discussion Bundle
556
Save Bundle
555

FIG. 5C

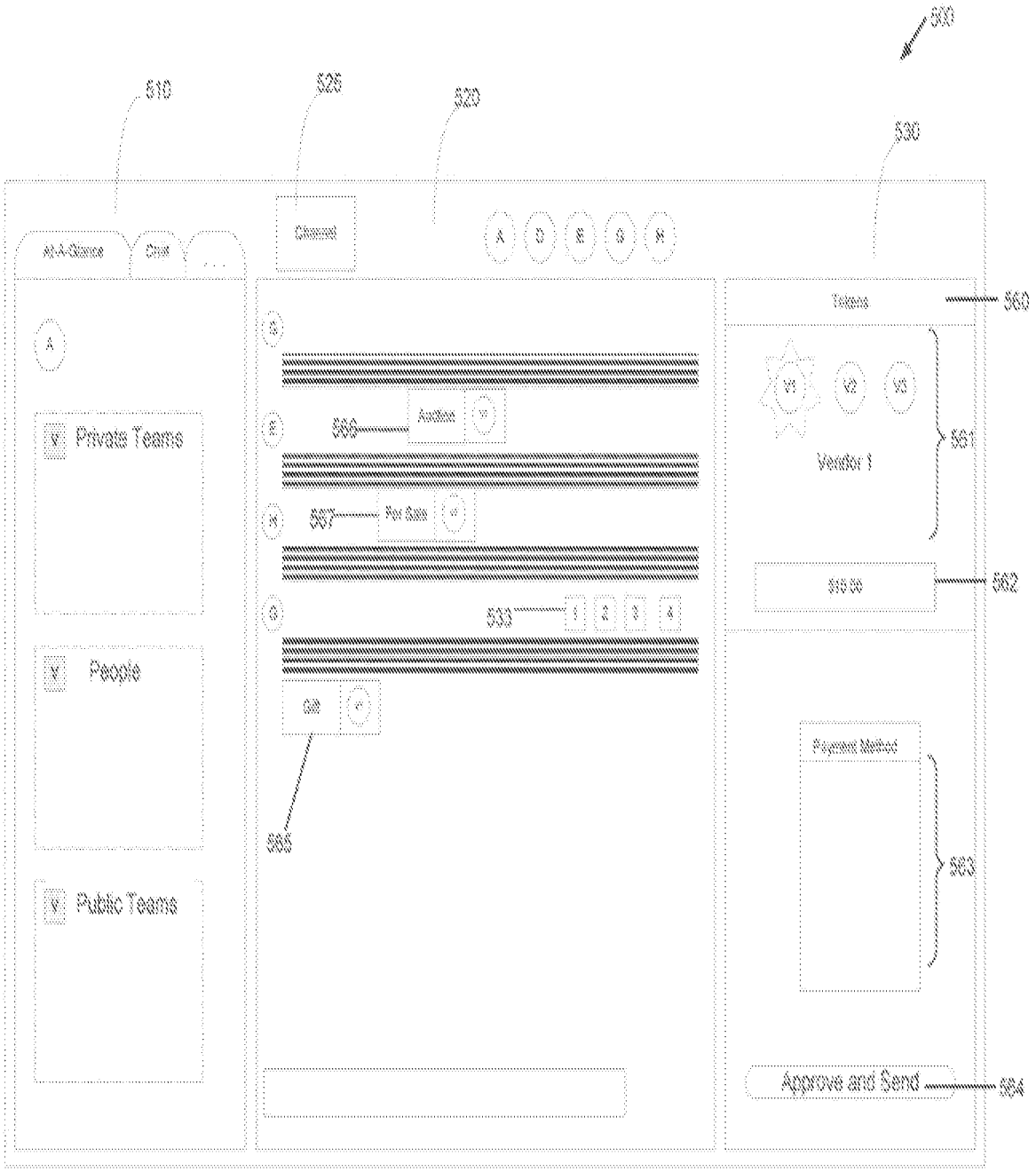
500
510
525
520
530
At-A-Glance
Chat
Channel
A
D
E
G
H
Tokens
560
Private Teams
People
Public Teams
Auction
566
For Sale
567
533
1
2
3
4
Gift
565
Vendor 1
561
562
Payment Method
563
Approve and Send
564

FIG. 5D


To Me
Sidebar
Email
Everyone
help text and/or typing indicator here

FIG. 5E

FIG. 6

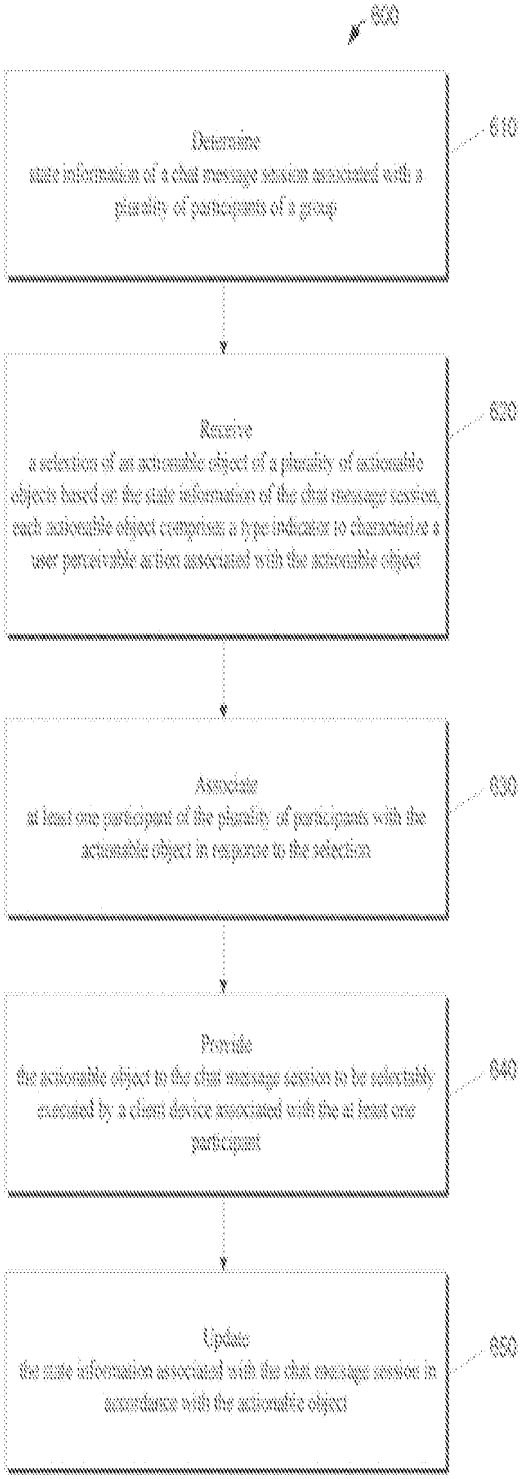
600
Determine
state information of a chat message session associated with a plurality of participants of a group
610
Receive
a selection of an actionable object of a plurality of actionable objects based on the state information of the chat message session, each actionable object comprises a type indicator to characterize a user perceivable action associated with the actionable object
620
Associate
at least one participant of the plurality of participants with the actionable object in response to the selection
630
Provide
the actionable object to the chat message session to be selectably executed by a client device associated with the at least one participant
640
Update
the state information associated with the chat message session in accordance with the actionable object
650

FIG. 7

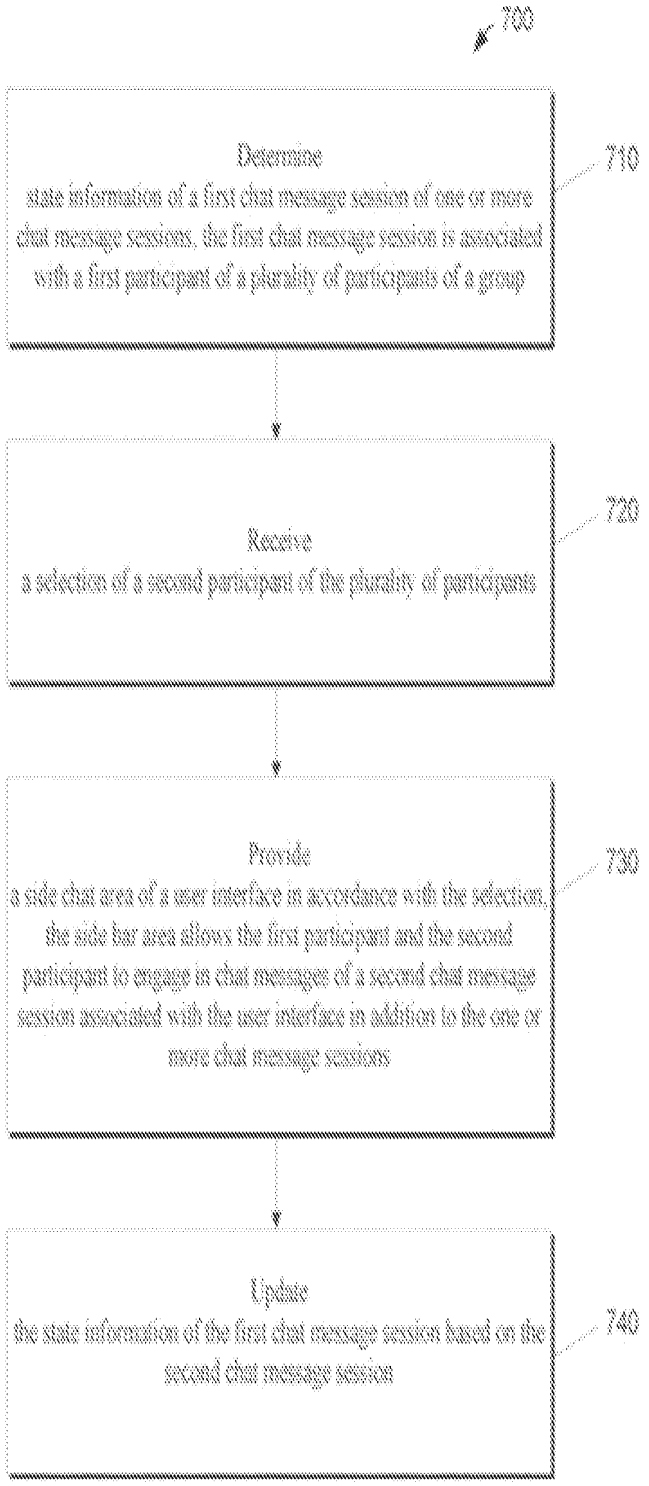
700
Determine
state information of a first chat message session of one or more chat message sessions, the first chat message session is associated with a first participant of a plurality of participants of a group
710
Receive
a selection of a second participant of the plurality of participants
720
Provide
a side chat area of a user interface in accordance with the selection, the side bar area allows the first participant and the second participant to engage in chat messages of a second chat message session associated with the user interface in addition to the one or more chat message sessions
730
Update
the state information of the first chat message session based on the second chat message session
740

FIG. 8

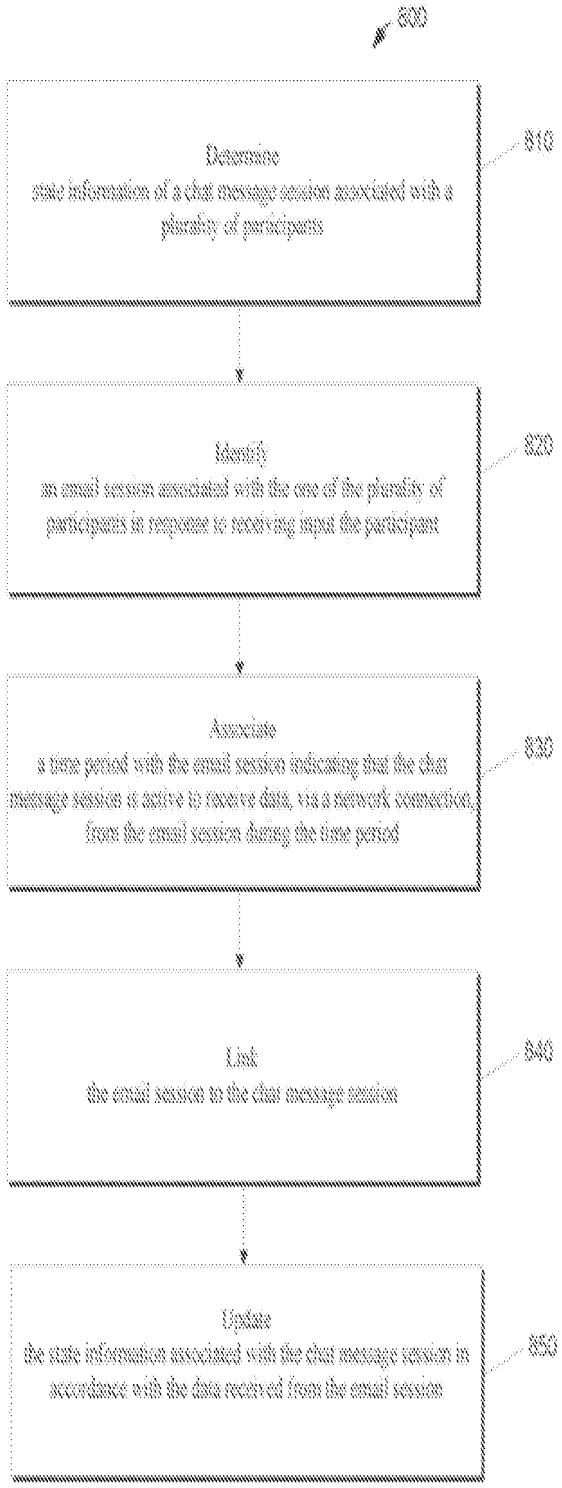
800
Determine
state information of a chat message session associated with a plurality of participants
810
Identify
an email session associated with the one of the plurality of participants in response to receiving input the participant
820
Associate
a time period with the email session indicating that the chat message session is active to receive data, via a network connection, from the email session during the time period
830
Link
the email session to the chat message session
840
Update
the state information associated with the chat message session in accordance with the data received from the email session
850

FIG. 9

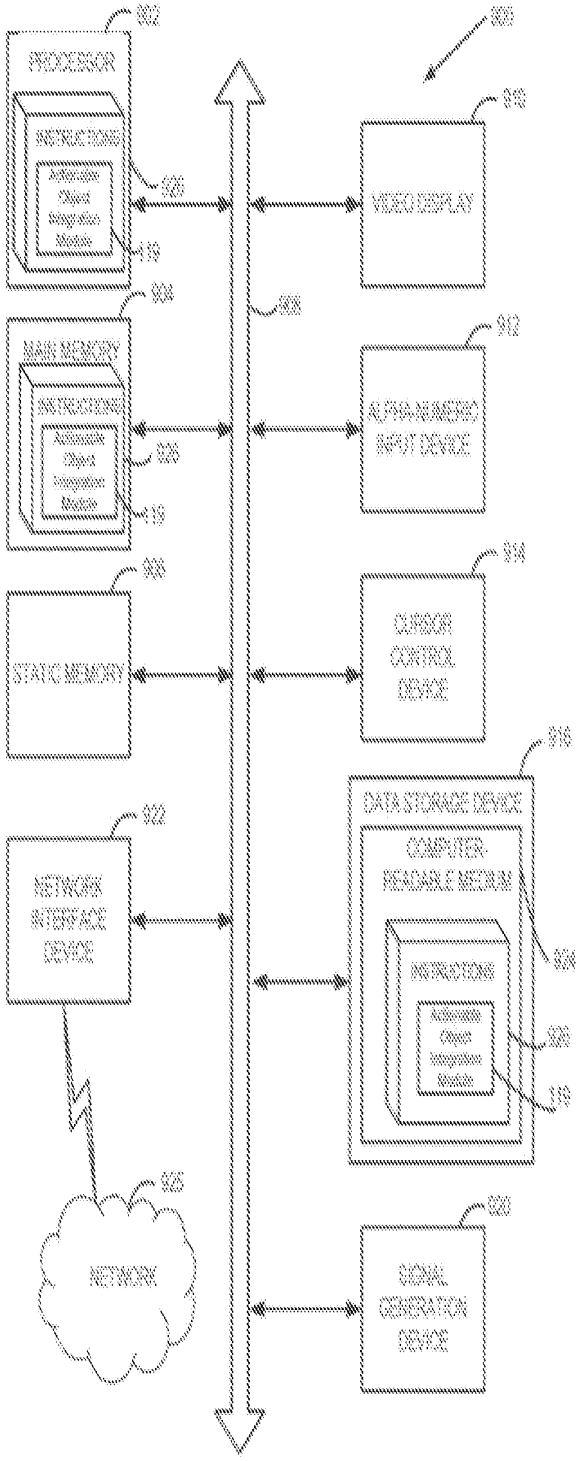

PROCESSOR
INSTRUCTIONS
MAIN MEMORY
INSTRUCTIONS
STATIC MEMORY
NETWORK INTERFACE DEVICE
NETWORK
VIDEO DISPLAY
ALPHA-NUMERIC INPUT DEVICE
CURSOR CONTROL DEVICE
DATA STORAGE DEVICE
COMPUTER-READABLE MEDIUM
INSTRUCTIONS
SIGNAL GENERATION DEVICE

Solaris3
UX Design
4
At a Glance
Chat
TODAY, MAY 16TH
Sona H.
STARRED TEAMS AND VIPs
UX Design
Paul G.
Doron S.
YOUR PRIVATE TEAMS
Marketing
Tech
UX Design
PEOPLE
Ali T.
Carly C.
Paul G, Frank M, Ali T (+2)
Sarah D.
11 more conversations
PUBLIC TEAMS
Company
Quick Navigation
Paul G. 8:25 am
I'll be free after the 4pm standup today and can get together with anyone who is available. I'll reserve a conference room.
Sarah D. 8:29 am
That sounds like a plan! Thanks so much!
Ali T. 8:30 am
Sounds good to me. I'll be there. Btw, Steve at Labyrinth wants to know when he can take a look at the mock-ups. What should I tell him?
Sona G. 8:37 am
Before you tell him anything I think we should have our meeting. I don't like showing the mock-ups with lorem ipsum. I think we need to show it with some thoughtful copy.
MORE
Ali T. 8:42 am
You should see if Kasey is available to help with some copy. She's awesome.
To All

FIG. 10A

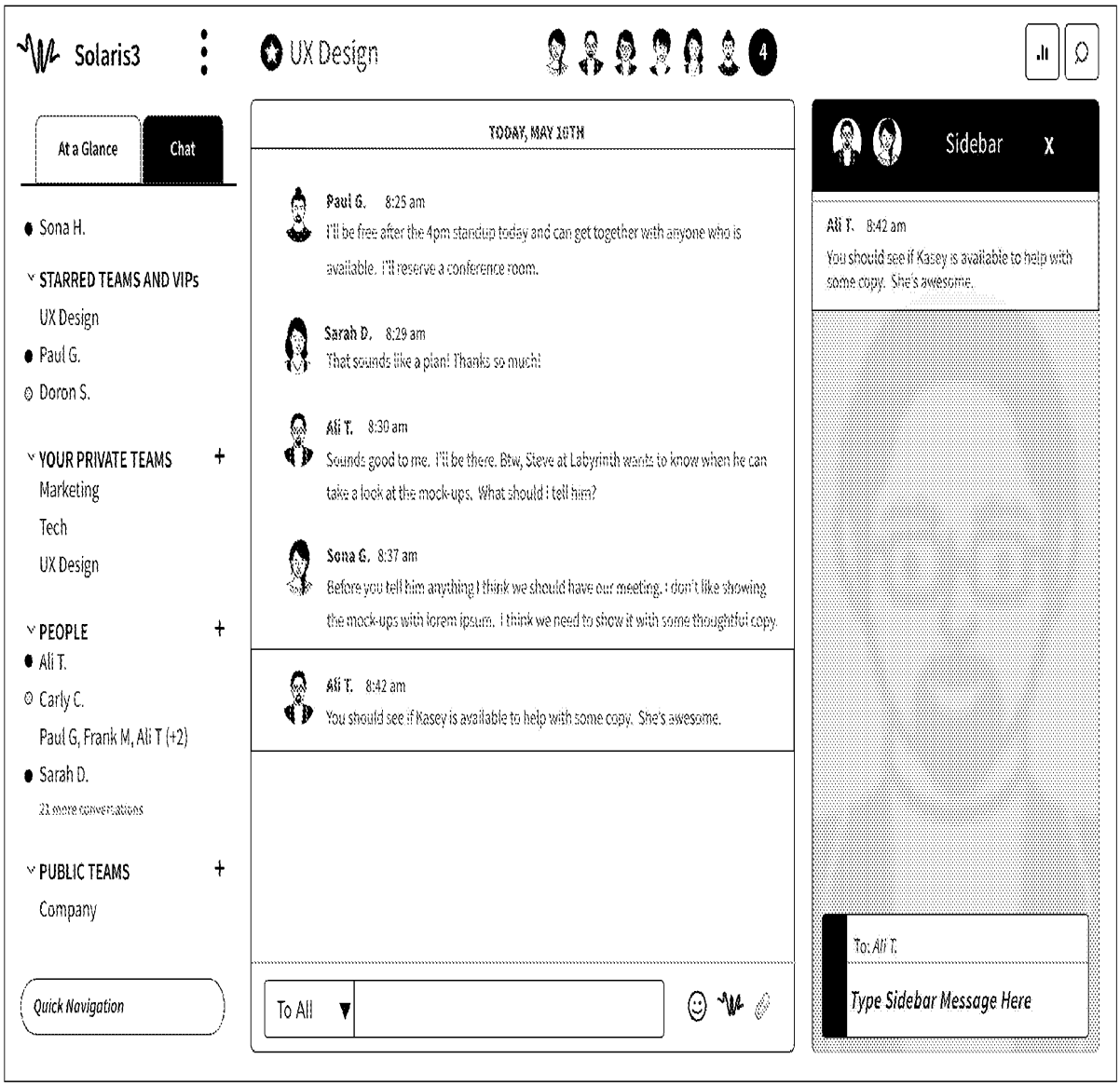
Solaris3
UX Design
4
At a Glance
Chat
Sona H.
STARRED TEAMS AND VIPs
UX Design
Paul G.
Doron S.
YOUR PRIVATE TEAMS
Marketing
Tech
UX Design
PEOPLE
Ali T.
Carly C.
Paul G, Frank M, Ali T (+2)
Sarah D.
21 more conversations
PUBLIC TEAMS
Company
Quick Navigation
TODAY, MAY 16TH
Paul G. 8:25 am
I'll be free after the 4pm standup today and can get together with anyone who is available. I'll reserve a conference room.
Sarah D. 8:29 am
That sounds like a plan! Thanks so much!
Ali T. 8:30 am
Sounds good to me. I'll be there. Btw, Steve at Labyrinth wants to know when he can take a look at the mock-ups. What should I tell him?
Sona G. 8:37 am
Before you tell him anything I think we should have our meeting. I don't like showing the mock-ups with lorem ipsum. I think we need to show it with some thoughtful copy.
Ali T. 8:42 am
You should see if Kasey is available to help with some copy. She's awesome.
To All
Sidebar
X
Ali T. 8:42 am
You should see if Kasey is available to help with some copy. She's awesome.
To: Ali T.
Type Sidebar Message Here

FIG. 10B

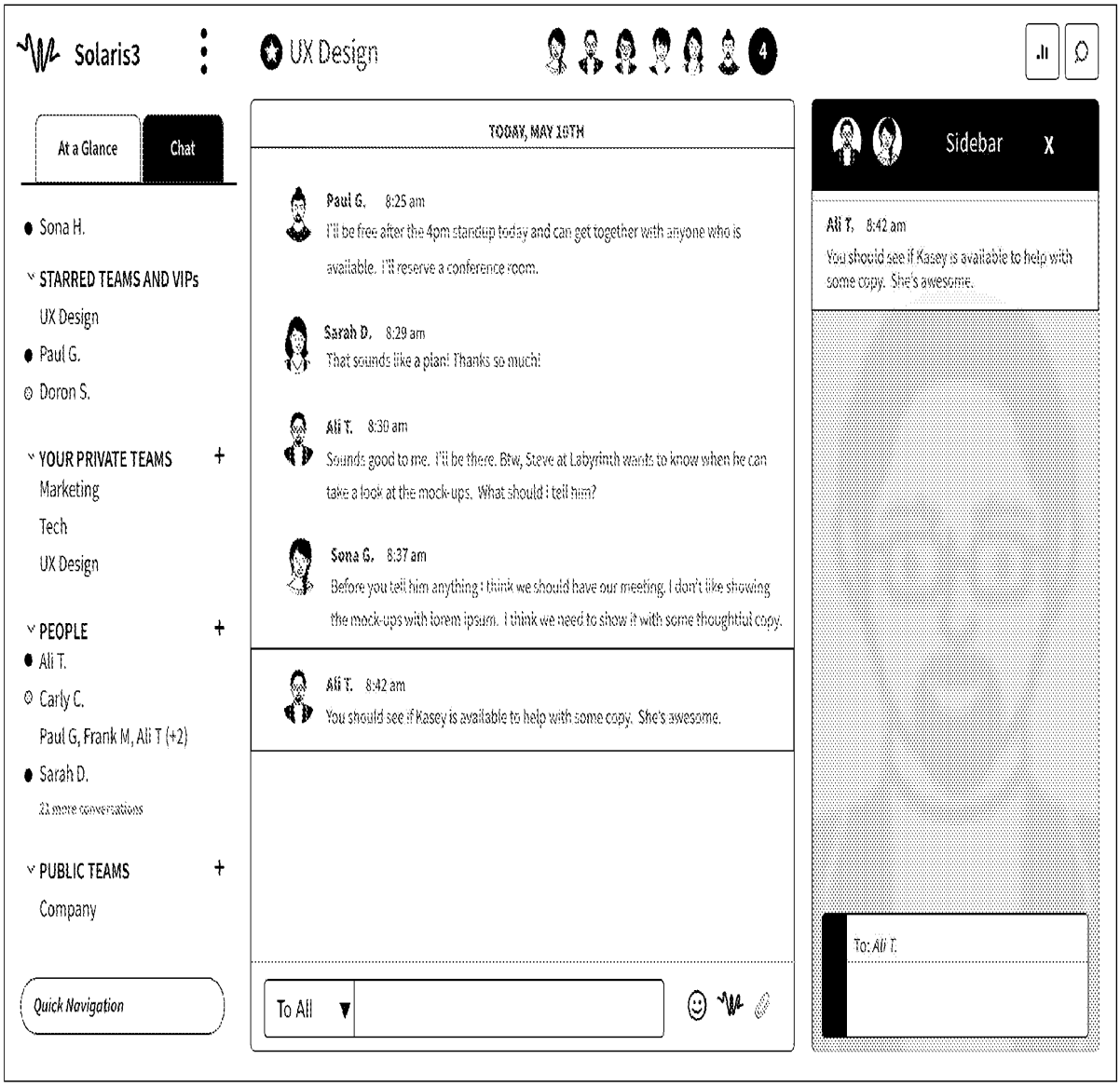
Solaris3
UX Design
4
At a Glance
Chat
Sona H.
STARRED TEAMS AND VIPs
UX Design
Paul G.
Doron S.
YOUR PRIVATE TEAMS
Marketing
Tech
UX Design
PEOPLE
Ali T.
Carly C.
Paul G, Frank M, Ali T (+2)
Sarah D.
23 more conversations
PUBLIC TEAMS
Company
Quick Navigation
TODAY, MAY 15TH
Paul G. 8:25 am
I'll be free after the 4pm standup today and can get together with anyone who is available. I'll reserve a conference room.
Sarah D. 8:29 am
That sounds like a plan! Thanks so much!
Ali T. 8:30 am
Sounds good to me. I'll be there. Btw, Steve at Labyrinth wants to know when he can take a look at the mock-ups. What should I tell him?
Sona G. 8:37 am
Before you tell him anything I think we should have our meeting. I don't like showing the mock-ups with lorem ipsum. I think we need to show it with some thoughtful copy.
Ali T. 8:42 am
You should see if Kasey is available to help with some copy. She's awesome.
To All
Sidebar
X
Ali T. 8:42 am
You should see if Kasey is available to help with some copy. She's awesome.
To: Ali T.

FIG. 10C

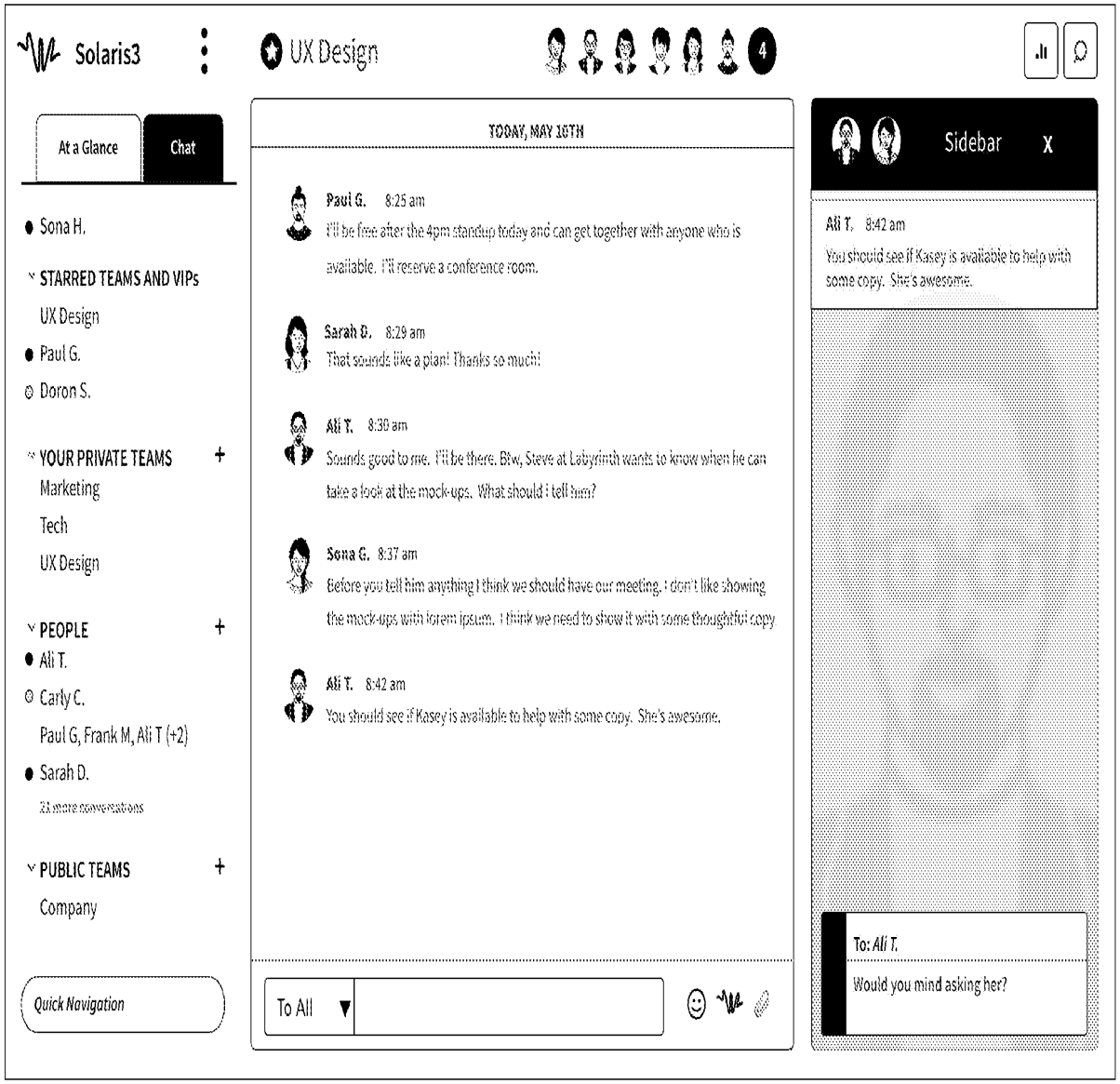
Solaris3
UX Design
4
At a Glance
Chat
Sona H.
STARRED TEAMS AND VIPs
UX Design
Paul G.
Doron S.
YOUR PRIVATE TEAMS
Marketing
Tech
UX Design
PEOPLE
Ali T.
Carly C.
Paul G, Frank M, Ali T (+2)
Sarah D.
11 more conversations
PUBLIC TEAMS
Company
Quick Navigation
TODAY, MAY 16TH
Paul G. 8:25 am
I'll be free after the 4pm standup today and can get together with anyone who is available. I'll reserve a conference room.
Sarah D. 8:29 am
That sounds like a plan! Thanks so much!
Ali T. 8:30 am
Sounds good to me. I'll be there. Btw, Steve at Labyrinth wants to know when he can take a look at the mock-ups. What should I tell him?
Sona G. 8:37 am
Before you tell him anything I think we should have our meeting. I don't like showing the mock-ups with lorem ipsum. I think we need to show it with some thoughtful copy
Ali T. 8:42 am
You should see if Kasey is available to help with some copy. She's awesome.
To All
Sidebar
X
Ali T. 8:42 am
You should see if Kasey is available to help with some copy. She's awesome.
To: Ali T.
Would you mind asking her?

FIG. 10D

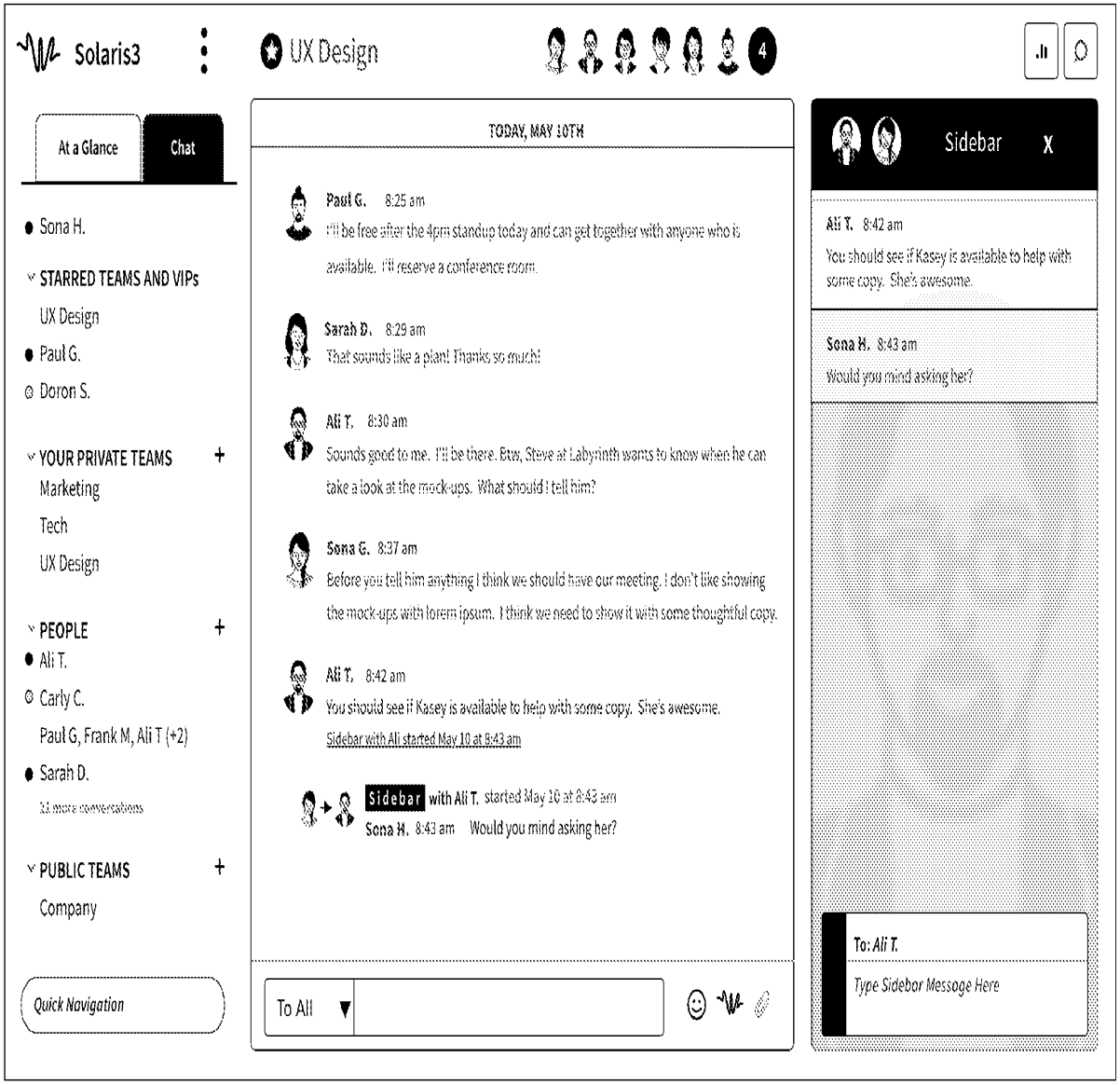
Solaris3
UX Design
4
At a Glance
Chat
Sona H.
STARRED TEAMS AND VIPs
UX Design
Paul G.
Doron S.
YOUR PRIVATE TEAMS
Marketing
Tech
UX Design
PEOPLE
Ali T.
Carly C.
Paul G, Frank M, Ali T (+2)
Sarah D.
11 more conversations
PUBLIC TEAMS
Company
Quick Navigation
TODAY, MAY 10TH
Paul G. 8:25 am
I'll be free after the 4pm standup today and can get together with anyone who is available. I'll reserve a conference room.
Sarah D. 8:29 am
That sounds like a plan! Thanks so much!
Ali T. 8:30 am
Sounds good to me. I'll be there. Btw, Steve at Labyrinth wants to know when he can take a look at the mock-ups. What should I tell him?
Sona G. 8:37 am
Before you tell him anything I think we should have our meeting. I don't like showing the mock-ups with lorem ipsum. I think we need to show it with some thoughtful copy.
Ali T. 8:42 am
You should see if Kasey is available to help with some copy. She's awesome.
Sidebar with Ali T. started May 10 at 8:43 am
Sona H. 8:43 am Would you mind asking her?
To All
Sidebar
X
Ali T. 8:42 am
You should see if Kasey is available to help with some copy. She's awesome.
Sona H. 8:43 am
Would you mind asking her?
To: Ali T.
Type Sidebar Message Here

FIG. 10E

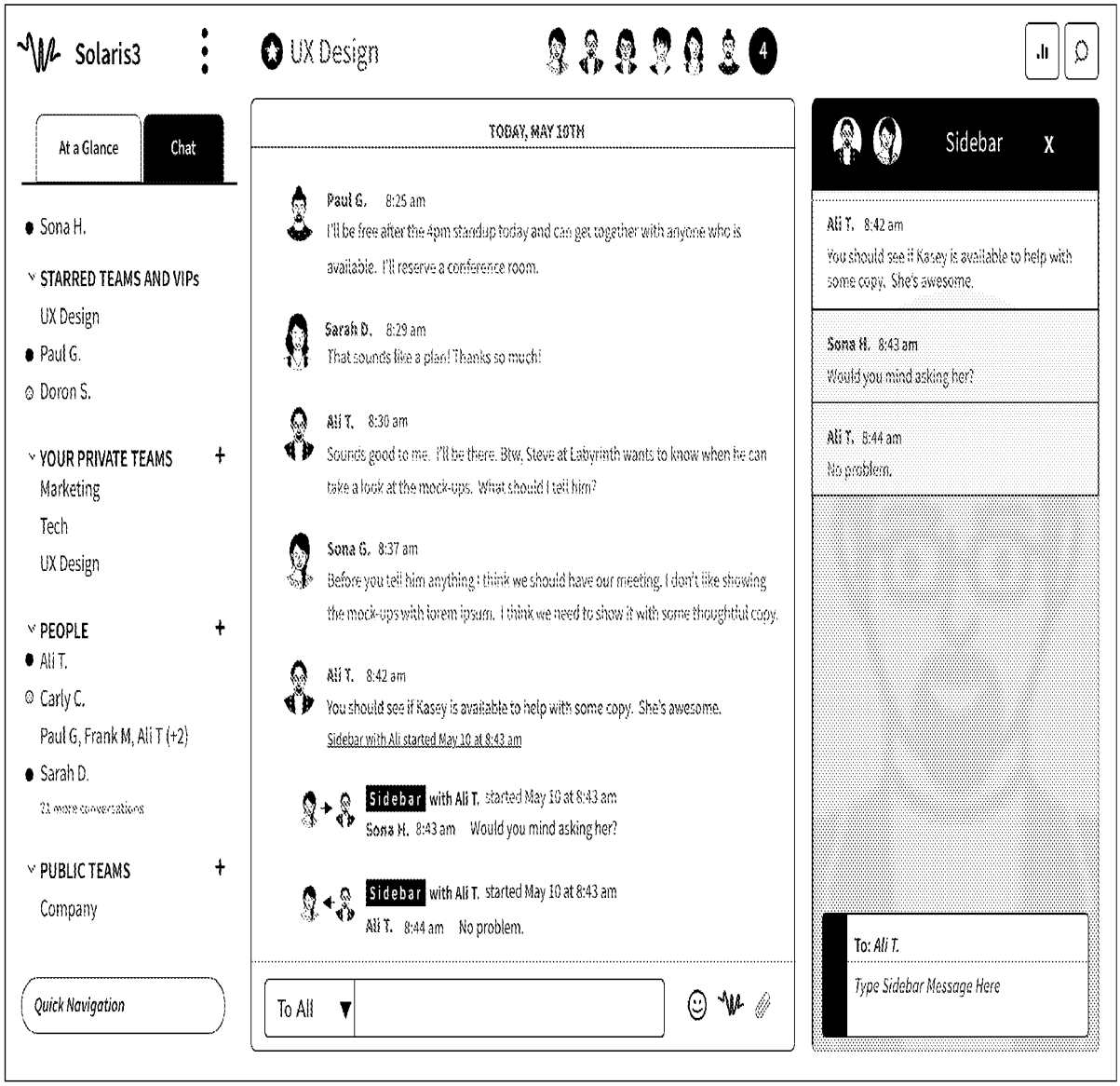
Solaris3
UX Design
4
At a Glance
Chat
Sona H.
STARRED TEAMS AND VIPs
UX Design
Paul G.
Doron S.
YOUR PRIVATE TEAMS
Marketing
Tech
UX Design
PEOPLE
Ali T.
Carly C.
Paul G, Frank M, Ali T (+2)
Sarah D.
21 more conversations
PUBLIC TEAMS
Company
Quick Navigation
TODAY, MAY 10TH
Paul G. 8:25 am
I'll be free after the 4pm standup today and can get together with anyone who is available. I'll reserve a conference room.
Sarah D. 8:29 am
That sounds like a plan! Thanks so much!
Ali T. 8:30 am
Sounds good to me. I'll be there. Btw, Steve at Labyrinth wants to know when he can take a look at the mock-ups. What should I tell him?
Sona G. 8:37 am
Before you tell him anything I think we should have our meeting. I don't like showing the mock-ups with lorem ipsum. I think we need to show it with some thoughtful copy.
Ali T. 8:42 am
You should see if Kasey is available to help with some copy. She's awesome.
Sidebar with Ali T. started May 10 at 8:43 am
Sona H. 8:43 am Would you mind asking her?
Sidebar with Ali T. started May 10 at 8:43 am
Ali T. 8:44 am No problem.
To All
Sidebar
X
Ali T. 8:42 am
You should see if Kasey is available to help with some copy. She's awesome.
Sona H. 8:43 am
Would you mind asking her?
Ali T. 8:44 am
No problem.
To: Ali T.
Type Sidebar Message Here

FIG. 10F

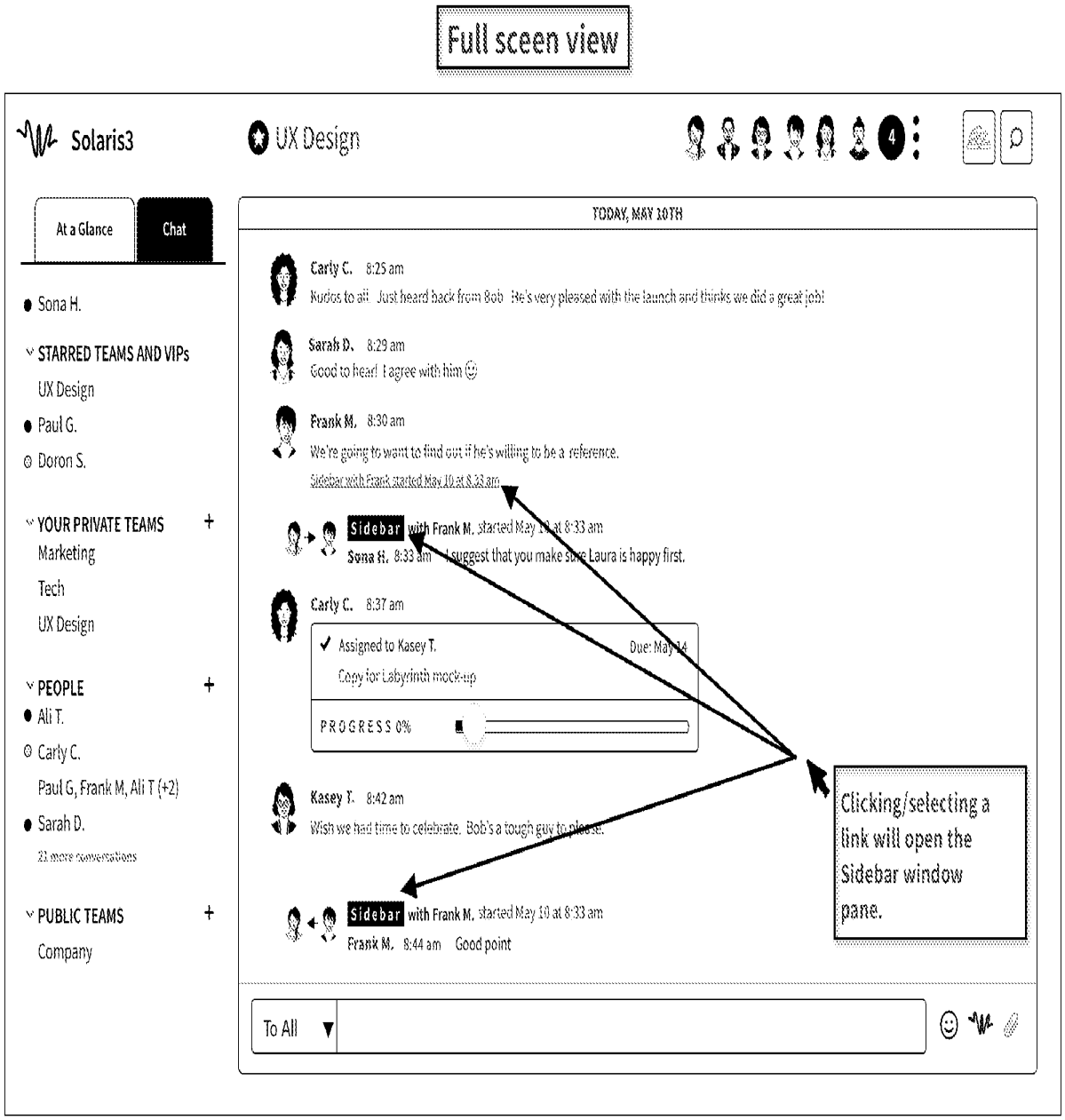
Full sceen view
Solaris3
UX Design
At a Glance
Chat
Sona H.
STARRED TEAMS AND VIPs
UX Design
Paul G.
Doron S.
YOUR PRIVATE TEAMS
Marketing
Tech
UX Design
PEOPLE
Ali T.
Carly C.
Paul G, Frank M, Ali T (+2)
Sarah D.
21 more conversations
PUBLIC TEAMS
Company
TODAY, MAY 10TH
Carly C. 8:25 am
Kudos to all. Just heard back from Bob. He's very pleased with the launch and thinks we did a great job!
Sarah D. 8:29 am
Good to hear! I agree with him
Frank M. 8:30 am
We're going to want to find out if he's willing to be a reference.
Sidebar with Frank started May 10 at 8:33 am
Sidebar with Frank M. started May 10 at 8:33 am
Sona H. 8:33 am I suggest that you make sure Laura is happy first.
Carly C. 8:37 am
Assigned to Kasey T.
Due: May 14
Copy for Labyrinth mock-up
PROGRESS 0%
Kasey T. 8:42 am
Wish we had time to celebrate. Bob's a tough guy to please.
Sidebar with Frank M. started May 10 at 8:33 am
Frank M. 8:44 am Good point
Clicking/selecting a link will open the Sidebar window pane.
To All

FIG. 10G

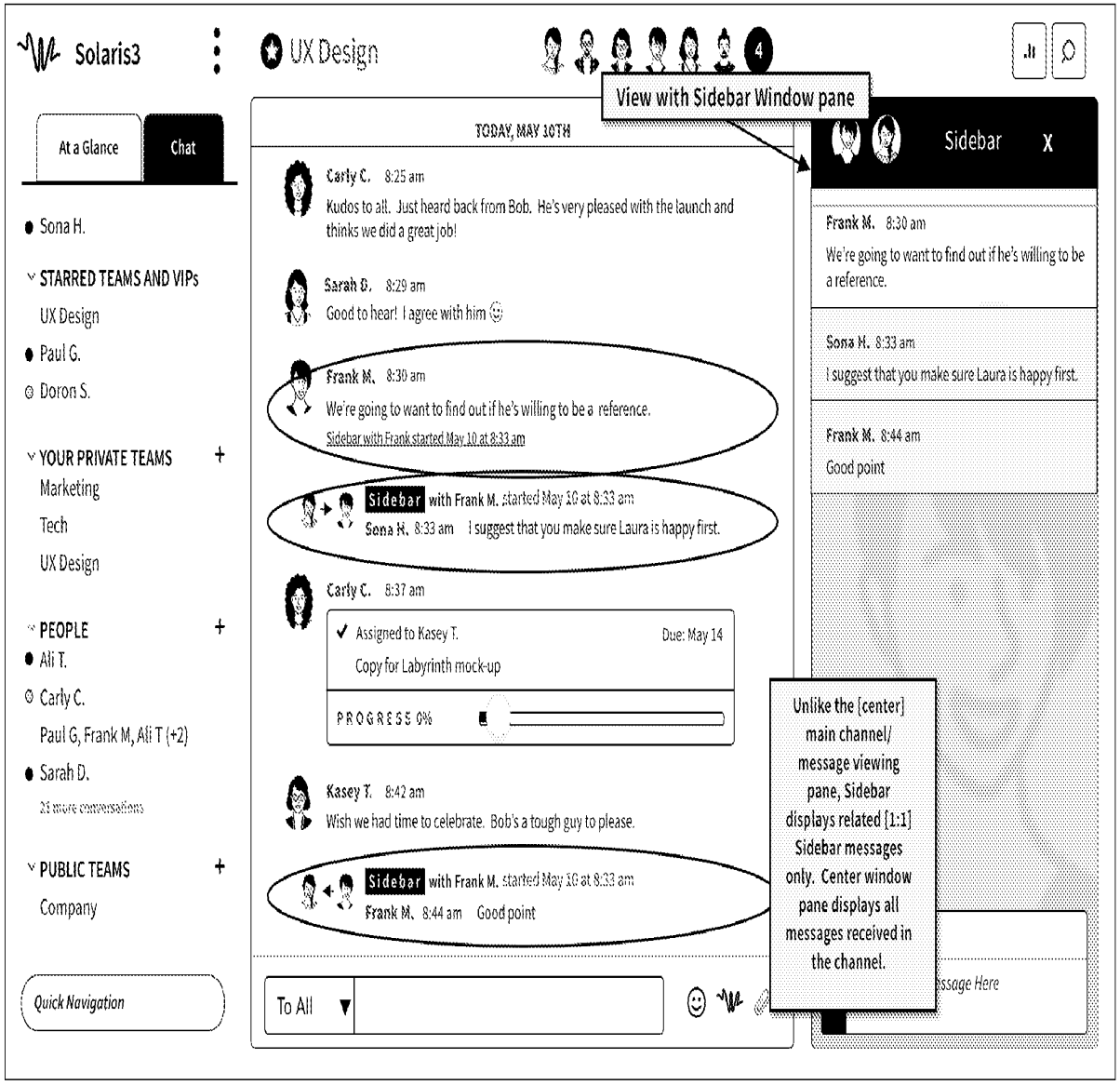
Solaris3
UX Design
4
View with Sidebar Window pane
At a Glance
Chat
TODAY, MAY 10TH
Sidebar
X
Sona H.
STARRED TEAMS AND VIPs
UX Design
Paul G.
Doron S.
YOUR PRIVATE TEAMS
Marketing
Tech
UX Design
PEOPLE
Ali T.
Carly C.
Paul G, Frank M, Ali T (+2)
Sarah D.
PUBLIC TEAMS
Company
Quick Navigation
Carly C. 8:25 am
Kudos to all. Just heard back from Bob. He's very pleased with the launch and thinks we did a great job!
Sarah B. 8:29 am
Good to hear! I agree with him
Frank M. 8:30 am
We're going to want to find out if he's willing to be a reference.
Sidebar with Frank started May 10 at 8:33 am
Sidebar with Frank M. started May 10 at 8:33 am
Sona H. 8:33 am I suggest that you make sure Laura is happy first.
Carly C. 8:37 am
Assigned to Kasey T.
Due: May 14
Copy for Labyrinth mock-up
PROGRESS 0%
Kasey T. 8:42 am
Wish we had time to celebrate. Bob's a tough guy to please.
Sidebar with Frank M. started May 10 at 8:33 am
Frank M. 8:44 am Good point
To All
Frank M. 8:30 am
We're going to want to find out if he's willing to be a reference.
Sona H. 8:33 am
I suggest that you make sure Laura is happy first.
Frank M. 8:44 am
Good point
Unlike the [center] main channel/ message viewing pane, Sidebar displays related [1:1] Sidebar messages only. Center window pane displays all messages received in the channel.

FIG. 10H

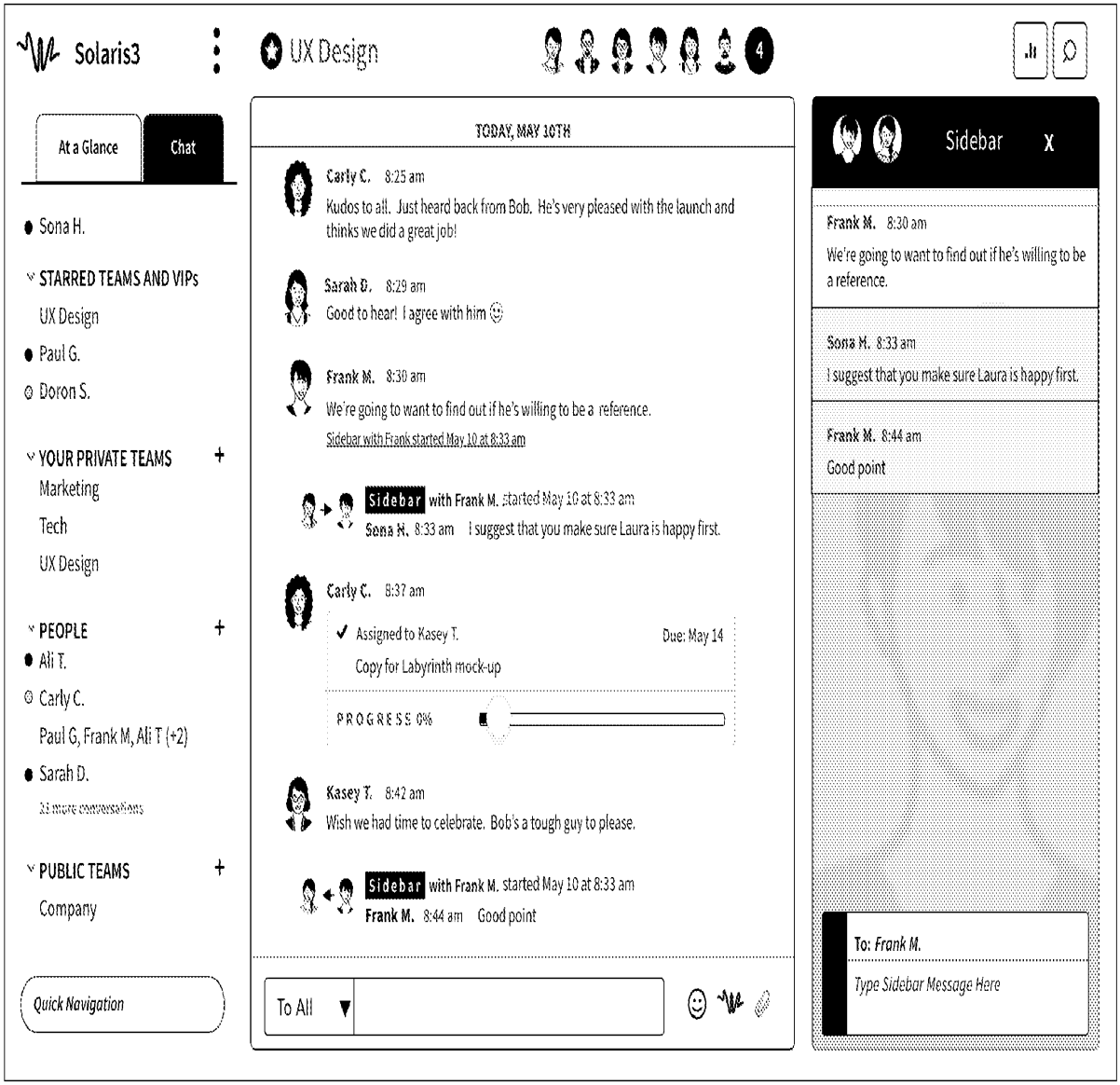
Solaris3
UX Design
4
At a Glance
Chat
Sona H.
STARRED TEAMS AND VIPs
UX Design
Paul G.
Doron S.
YOUR PRIVATE TEAMS
Marketing
Tech
UX Design
PEOPLE
Ali T.
Carly C.
Paul G, Frank M, Ali T (+2)
Sarah D.
PUBLIC TEAMS
Company
Quick Navigation
TODAY, MAY 10TH
Carly C. 8:25 am
Kudos to all. Just heard back from Bob. He's very pleased with the launch and thinks we did a great job!
Sarah D. 8:29 am
Good to hear! I agree with him
Frank M. 8:30 am
We're going to want to find out if he's willing to be a reference.
Sidebar with Frank started May 10 at 8:33 am
Sidebar with Frank M. started May 10 at 8:33 am
Sona H. 8:33 am I suggest that you make sure Laura is happy first.
Carly C. 8:37 am
Assigned to Kasey T.
Due: May 14
Copy for Labyrinth mock-up
PROGRESS 0%
Kasey T. 8:42 am
Wish we had time to celebrate. Bob's a tough guy to please.
Sidebar with Frank M. started May 10 at 8:33 am
Frank M. 8:44 am Good point
To All
Sidebar
X
Frank M. 8:30 am
We're going to want to find out if he's willing to be a reference.
Sona H. 8:33 am
I suggest that you make sure Laura is happy first.
Frank M. 8:44 am
Good point
To: Frank M.
Type Sidebar Message Here

FIG. 10I

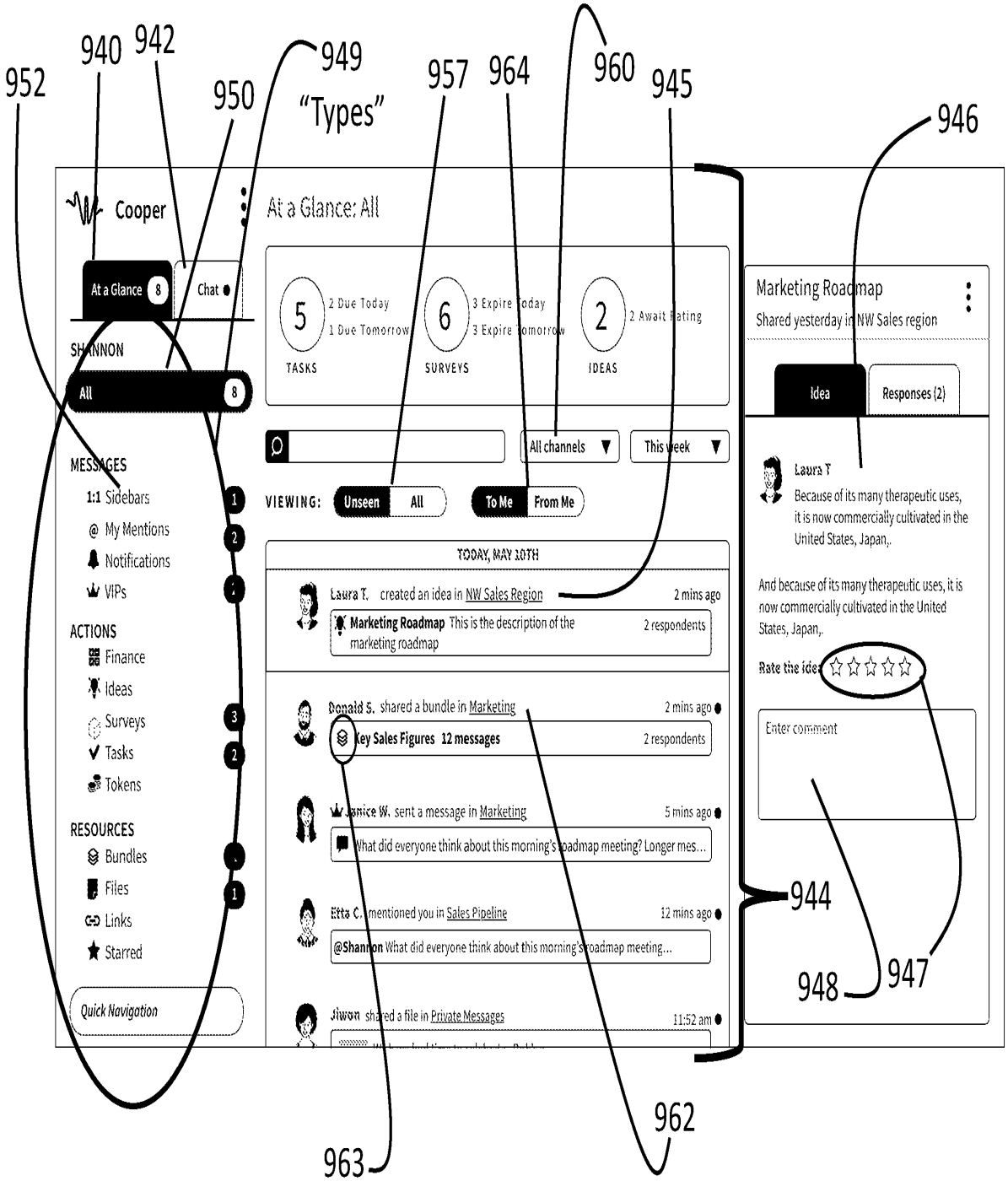
952
940
942
950
949
"Types"
957
964
960
945
946
Cooper
At a Glance: All
At a Glance 8
Chat
SHANNON
All 8
MESSAGES
1:1 Sidebars 1
@ My Mentions 2
Notifications
VIPs
ACTIONS
Finance
Ideas
Surveys 3
Tasks 2
Tokens
RESOURCES
Bundles
Files 1
Links
Starred
Quick Navigation
5 2 Due Today 1 Due Tomorrow TASKS
6 3 Expire Today 3 Expire Tomorrow SURVEYS
2 2 Await Rating IDEAS
All channels
This week
VIEWING: Unseen All To Me From Me
TODAY, MAY 10TH
Laura T. created an idea in NW Sales Region 2 mins ago
Marketing Roadmap This is the description of the marketing roadmap 2 respondents
Donald S. shared a bundle in Marketing 2 mins ago
Key Sales Figures 12 messages 2 respondents
Janice W. sent a message in Marketing 5 mins ago
What did everyone think about this morning's roadmap meeting? Longer mes...
Etta C. mentioned you in Sales Pipeline 12 mins ago
@Shannon What did everyone think about this morning's roadmap meeting...
Jiwon shared a file in Private Messages 11:52 am
Marketing Roadmap
Shared yesterday in NW Sales region
Idea
Responses (2)
Laura T
Because of its many therapeutic uses, it is now commercially cultivated in the United States, Japan,.
And because of its many therapeutic uses, it is now commercially cultivated in the United States, Japan,.
Rate the idea
Enter comment
944
948
947
962
963

FIG. 11

UNITED STATES
PATENT AND TRADEMARK OFFICE

P.O. Box 1450
Alexandria, VA 22313 - 1450
www.uspto.gov

# ELECTRONIC ACKNOWLEDGEMENT RECEIPT

| APPLICATION # | RECEIPT DATE / TIME | ATTORNEY DOCKET # |
|---|---|---|
| **18/535,572** | **12/11/2023 04:39:42 PM Z ET** | **WRN.1001** |

## Title of Invention

SYSTEM AND METHODS FOR SUBSIDIARY CHANNEL-BASED THREAD COMMUNICATIONS

## Application Information

| | | | |
|---|---|---|---|
| APPLICATION TYPE | Utility - Nonprovisional Application under 35 USC 111(a) | PATENT # | - |
| CONFIRMATION # | 8749 | FILED BY | Robert Plotkin |
| PATENT CENTER # | 63567364 | FILING DATE | - |
| CUSTOMER # | 144359 | FIRST NAMED INVENTOR | Marc A. Cohen |
| CORRESPONDENCE ADDRESS | - | AUTHORIZED BY | - |

## Documents

**TOTAL DOCUMENTS: 4**

| DOCUMENT | PAGES | DESCRIPTION | SIZE (KB) |
|---|---|---|---|
| WRN.1001_ADS.pdf | 12 | Application Data Sheet | 2226 KB |
| WRN.1001_Specification.pdf | 73 | Specification | 300 KB |
| WRN.1001_Drawings.pdf | 27 | Drawings-only black and white line drawings | 5842 KB |
| WRN.1001_TrackI.pdf | 2 | Track One Request | 126 KB |

## Digest

| DOCUMENT | MESSAGE DIGEST(SHA-512) |
|---|---|

| | |
|---|---|
| WRN.1001_ADS.pdf | D472A96D347A8EF5C5A8191C1593CA0D8AA7E912AE8EE58B8A786F2E93BD0E128983B8A08620048679BFFCA3E7369784390FAED241915B2D80019B6B5F637F8F |
| WRN.1001_Specification.pdf | 945F64966CB08B279912BDB2EA70DC45F4FAFE55E553E240603E593B8ECBF7A53394C552B0C9D3FF0F05E95A730DD8E62BFDA7110D1F02B4F329354296386194 |
| WRN.1001_Drawings.pdf | 06456A9E5D513ADD954A720A69405B78A1CC067E47F44232EE364FBD365D44A30F34838303975230 8C03ECDE8BEED34A6EBBB8BA04AE901313D54EA2BF582BA0 |
| WRN.1001_Track1.pdf | 49E4BF3CD975A09EA9DC6AA263CF4538D108A81E45FC8DA9B31D5A4F93F48EEF5770B8454E5ABC70C6A31FFACE54155AA72DA2D071682486DB2A4128C06ED1C8 |

This Acknowledgement Receipt evidences receipt on the noted date by the USPTO of the indicated documents, characterized by the applicant, and including page counts, where applicable. It serves as evidence of receipt similar to a Post Card, as described in MPEP 503.

**New Applications Under 35 U.S.C. 111**

If a new application is being filed and the application includes the necessary components for filing date (see 37 CFR 1.53(b)-(d) and MPEP 506), a Filing Receipt (37 CFR 1.54) will be issued in due course and the date shown on this Acknowledgement Receipt will establish the filing date of the application.

**National Stage of an International Application under 35 U.S.C. 371**

If a timely submission to enter the national stage of an international application is compliant with the conditions of 35 U.S.C. 371 and other applicable requirements a Form PCT/DO/EO/903 indicating acceptance of the application as a national stage submission under 35 U.S.C. 371 will be issued in addition to the Filing Receipt, in due course.

**New International Application Filed with the USPTO as a Receiving Office**

If a new international application is being filed and the international application includes the necessary components for an international filing date (see PCT Article 11 and MPEP 1810), a Notification of the International Application Number and of the International Filing Date (Form PCT/RO/105) will be issued in due course, subject to prescriptions concerning national security, and the date shown on this Acknowledgement Receipt will establish the international filing date of the application.

# SYSTEM AND METHODS FOR SUBSIDIARY CHANNEL-BASED THREAD COMMUNICATIONS

## CROSS REFERENCE TO RELATED APPLICATIONS

**[0001]** This application is a Continuation of U.S. patent application Ser. No. 18/073,652, filed Dec. 2, 2022, which is a Continuation of U.S. patent application Ser. No. 17/065,494, filed Oct. 7, 2020, which is a Continuation-In-Part of U.S. patent application Ser. No. 16/931,283 filed Jul. 16, 2020, which is a Continuation-In-Part of U.S. patent application Ser. No. 16/712,952 filed Dec. 12, 2019, which is a Continuation of U.S. patent application Ser. No. 16/376,427, filed Apr. 5, 2019, which is a Continuation-In-Part of U.S. patent application Ser. No. 16/014,578, filed Jun. 21, 2018, which is a Continuation-In-Part of U.S. patent application Ser. No. 15/858,696, filed Dec. 29, 2017, which is a Continuation-In-Part of Ser. No. 15/431,077, filed Feb. 13, 2017, which claims the benefit of priority under 35 U.S.C. 119(e) to U.S. Provisional Patent Application No. 62/446,067, filed Jan. 13, 2017, the disclosures of all of which are incorporated by reference herein in their entireties.

**[0002]** This application is also a Continuation of U.S. patent application Ser. No. 18/073,652, filed Dec. 2, 2022, which a Continuation of U.S. patent application Ser. No. 17/065,494 filed Oct. 7, 2020, which is a Continuation-In-Part of U.S. patent application Ser. No. 16/931,283 filed Jul. 16, 2020, which is a Continuation-In-Part of U.S. patent application Ser. No. 16/746,412 filed Jan. 17, 2020, which is a Continuation-In-Part of U.S. patent application Ser. No. 16/712,952 filed Dec. 12, 2019, which is a Continuation of U.S. patent application Ser. No. 16/376,427, filed Apr. 5, 2019, which is a Continuation-In-Part of U.S. patent application Ser. No. 16/014,578, filed Jun. 21, 2018, which is a Continuation-

in-Part of U.S. patent application Ser. No. 15/858,696, filed Dec. 29, 2017, which is a Continuation-In-Part of Ser. No. 15/431,077, filed Feb. 13, 2017, which claims the benefit of priority under 35 U.S.C. 119(e) to U.S. Provisional Patent Application No. 62/446,067, filed Jan. 13, 2017, the disclosures of all of which are incorporated by reference herein in their entireties..

**[0003]** This application is also a Continuation of U.S. patent application Ser. No. 18/073,652, filed Dec. 2, 2022, which a Continuation of U.S. patent application Ser. No. 17/065,494 filed Oct. 7, 2020, which is a Continuation-In-Part of U.S. patent application Ser. No. 16/931,283 filed Jul. 16, 2020, which is a Continuation-In-Part of U.S. patent application Ser. No. 16/746,412 filed Jan. 17, 2020, which is a Continuation-In-Part of U.S. patent application Ser. No. 16/376,427 filed Apr. 5, 2019, which is a Continuation-In-Part of U.S. patent application Ser. No. 16/014,578 filed Jun. 21, 2018, which is a Continuation-In-Part of U.S. patent application Ser. No. 15/609,663, filed May 31, 2017, which is a Continuation of U.S. patent application Ser. No. 15/293,620, filed Oct. 14, 2016, which claims the benefit of priority under 35 U.S.C. § 119(e) to U.S. Provisional Patent Application No. 62/358,719, filed Jul. 6, 2016, and U.S. Provisional Patent Application No. 62/253,229, filed Nov. 10, 2015, the disclosures of all of which are incorporated by reference herein in their entireties.

**[0004]** This application is also a Continuation of U.S. patent application Ser. No. 18/073,652, filed Dec. 2, 2022, which a Continuation of U.S. patent application Ser. No. 17/065,494 filed Oct. 7, 2020, which is a Continuation-In-Part of U.S. patent application Ser. No. 16/931,283 filed Jul. 16, 2020, which is a Continuation-In-Part of U.S. patent application Ser. No. 16/746,412 filed Jan. 17, 2020, which is a Continuation-In-Part of U.S.

patent application Ser. No. 16/376,427 filed Apr. 5, 2019, which is a Continuation-In-Part of U.S. patent application Ser. No. 16/014,578 filed Jun. 21, 2018, which is a Continuation-In-Part of U.S. patent application Ser. No. 15/858,696 filed on Dec. 29, 2017, which a) is a Continuation-In-Part of U.S. patent application Ser. No. 15/431,077 filed Feb. 13, 2017, which claims the benefit of priority under 35 U.S.C. § 119(e) to U.S. Provisional Patent Application 62/446,067 filed Jan. 13, 2017, and b) claims the benefit of priority under 35 U.S.C. 119(e) to U.S. Provisional Patent Application 62/518,905 filed on Jun. 13, 2017, the disclosures of all of which are incorporated by reference herein in their entireties.

**[0005]** This application is also a Continuation of U.S. patent application Ser. No. 18/073,652, filed Dec. 2, 2022, which a Continuation of U.S. patent application Ser. No. 17/065,494 filed Oct. 7, 2020, which is a Continuation-In-Part of U.S. patent application Ser. No. 16/931,283 filed Jul. 16, 2020, which is a Continuation-In-Part of U.S. patent application Ser. No. 16/746,412 filed Jan. 17, 2020, which is a Continuation-In-Part of U.S. Ser. No. 16/376,427, filed Apr. 5, 2019, which claims the benefit of priority under 35 U.S.C. 119(e) to U.S. Provisional Patent Application 62/666,137, filed May 3, 2018, and U.S. Provisional Patent Application 62/783,410, filed Dec. 21, 2018, the disclosures of all of which are incorporated by reference herein in their entireties.

**[0006]** This application is also a Continuation of U.S. patent application Ser. No. 18/073,652, filed Dec. 2, 2022, which a Continuation of U.S. patent application Ser. No. 17/065,494 filed Oct. 7, 2020, which is a Continuation-In-Part of U.S. patent application Ser. No. 16/931,283 filed Jul. 16, 2020, which claims the benefit of priority under 35 U.S.C. 119(e) to U.S. Provisional Patent Application 63/045,513, filed Jun. 29, 2020, the disclosure of which is incorporated by reference herein in its entirety.

## TECHNICAL FIELD

**[0007]** Implementations of the current disclosure relate generally to real-time electronic communications, and more specifically, to creating and displaying subsidiary channel-based thread communications in a group-based messaging system..

## BACKGROUND

**[0008]** Electronic chat communications (which include chat room communications, instant messaging and text messaging, etc.) are an increasingly popular way for two or more people to communicate on-line in virtual real time. For example, chat sessions for conveying a quick note are often used in the workplace in lieu of having a phone call with multiple individuals. In some situations, an ability to quickly communicate with more than one person using chat communications often saves time and avoids costly mistakes in collaborative efforts, such as team projects. When multiple people, however, are participating in a chat session that may be established for a large project, current electronic chat communications are limited due the sequential, read-only, chronological presentation of exchanges between individuals or groups of individuals associated with the electronic chat session.

## BRIEF DESCRIPTION OF THE DRAWINGS

**[0009]** The disclosure is illustrated by way of example, and not by way of limitation, and will become apparent upon consideration of the following detailed description, taken in conjunction with the accompanying drawings, in which like reference characters refer to like parts throughout, and in which:

**[0010]** **FIG. 1** is a block diagram illustrating a system in which implementations of the disclosure may operate.

**[0011]** **FIG. 2** is a pictorial diagram of a system including a plurality of client devices in accordance with aspects of the disclosure.

**[0012]** **FIG. 3** is an example of a landing interface portal of a client device in accordance with aspects of the disclosure.

**[0013]** **FIGS. 4A-4E** are examples illustrating an interactive interface portal in accordance with aspects of the disclosure.

**[0014]** **FIGS. 5A-5D** are examples illustrating another interactive interface portal in accordance with aspects of the disclosure.

**[0015]** **FIG. 5E** illustrates an exemplary text entry bar that allows for sidebar selection.

**[0016]** **FIG. 6** is an example of a flow diagram illustrating an implementation of a method in accordance with implementations of the disclosure.

**[0017]** **FIG. 7** is an example of a flow diagram illustrating an implementation of a method in accordance with implementations of the disclosure.

**[0018]** **FIG. 8** is an example of a flow diagram illustrating an implementation of a method in accordance with implementations of the disclosure.

**[0019]** **FIG. 9** illustrates a diagrammatic representation of a machine in the exemplary form of a computer system.

**[0020]** **FIGS 10A-10I** are screenshots that illustrate one or more exemplary embodiments of the present invention.



**Petitioners**
**Exh-1002, p. 051**

**[0021]** **FIG 11** illustrates an exemplary embodiment of a user interface in accordance with the disclosure.

## DETAILED DESCRIPTION

**[0022]** Implementations of the disclosure provide techniques for integrating actionable objects into an on-line chat communications platform. This may be advantageous in improving chat messaging technology by providing user perceivable actionable objects in a chat session that are executed by a client device to enhance communications between participants of the session.

**[0023]** To communicate typically, various different mediums use a number of different applications resulting in a loss of context and continuity in the communications. For example, some users may not be able to keep track of whether a message that was sent to or received from another user using different modes of communication (e.g., chat/email, etc.). In such cases, there is no organization flow associated with the messages nor is it possible to determine a response came before or after another message sent or received. Furthermore in traditional chat technology, information is extremely perishable. For example, once a message is off the top of the screen, it is rarely seen again, thus making it even harder to maintain the context of the message stream.

**[0024]** In accordance with the present disclosure a system is provided that is intended to be used as a system of record for an organization, work group, social group, etc., using various combinations of communication techniques. In some aspects, the system addresses the problems in chat technology of disjointed, ad hoc electronic communications. For example, by allowing one-to-one private messaging within a group chat channel this

disclosure addresses a common problem of reply-to-all clutter while retaining context and continuity (place, time, meaning), and the flow of the conversation for each unique user. Further, by integrating a system of identifying and grouping together past messages from within a channel and even allowing those messages to be combined with other past messages from other channels, this disclosure addresses the problem of discussion archival and retrieval and by further still integrating actionable objects such as "Tasks", "Ideas", "Events", "Surveys", etc., into the system. This allows messages (e.g., chat messages) to be "typed" making them organized, searchable, referenceable, context oriented and actionable thereby enhancing communications, saving time and increasing productivity of users. The elements of this disclosure provide additional advantages that are further enhanced when the elements are combined and integrated together making possible a comprehensive and dynamic system of record. In some implementations, the disclosure can be implemented in accordance with numerous aspects consistent with the techniques presented herein.

**[0025]** Although implementations of the disclosure may be particularly beneficial in certain types of communication platforms (e.g., chat room communications), other types of communication platforms can be utilized in conjunction with the disclosure. For example, some of these communication platforms may include platforms for text messages, short message services (SMS), e-mails and other types of similar on-line communication platforms for facilitating information exchanges between client devices of a plurality of participants.

**[0026]** In the following description, numerous details are set forth. It will be apparent, however, to one skilled in the art, that the disclosure may be practiced without

these specific details. In some instances, well-known structures and devices are shown in block diagram form, rather than in detail, in order to avoid obscuring the disclosure.

**[0027]** The disclosure is related to a system for performing the operations herein. This system may be specially constructed for the required purposes or it may comprise a general purpose computing device selectively activated or reconfigured by a computer program stored therein. Such a computer program may be stored in a non-transitory computer readable storage medium, such as, but not limited to, any type of disk including floppy disks, optical disks, CD-ROMs and magnetic-optical disks, read-only memories (ROMs), random access memories (RAMs), EPROMs, EEPROMs, magnetic or optical cards, flash memory devices including universal serial bus (USB) storage devices (e.g., USB key devices) or any type of media suitable for storing electronic instructions, each of which may be coupled to a computer system bus.

**[0028]** In some implementations, the computer program product, or software may include a non-transitory machine-readable medium having stored thereon instructions, which may be used to program a computer system (or other electronic devices) to perform a process according to the disclosure. A machine-readable medium includes any mechanism for storing or transmitting information in a form readable by a machine (e.g., a computer). For example, a machine-readable (e.g., computer-readable) medium includes a machine (e.g., a computer) readable storage medium (e.g., read only memory ("ROM"), random access memory ("RAM"), magnetic disk storage media, optical storage media, flash memory devices, etc.), a machine (e.g., computer) readable transmission medium (non-propagating electrical, optical, or acoustical signals), etc.

**[0029]** In one implementation, the computer program product may be installed and/or a service may be selected from a cloud-computing environment in order to obtain the benefits of the techniques described herein. In an implementation, the computer program product may be downloaded onto a client device. For example, a participant may elect to download the computer program product from a service associated with an online server. The client device may transmit a request for the computer program product over a network and, in response, receive the computer program product from the service. The computer program product may be installed locally on the client device or stored at the service and may be accessed through the client device, for example, via a mobile web browser.

**[0030]** **I. EXAMPLE SYSTEMS**

**[0031]** **FIG. 1** is a block diagram illustrating a system **100** in which implementations of the disclosure may operate. In some implementations, the system **100** may facilitate the transfer of electronic communications between computing devices of two or more users or participants over a communication network. The system **100** can include one or more servers (e.g. server device **140)**, which provide access or a communication link between a plurality of client devices (e.g., client devices **110**, **120** and **130)** in order to facilitate communication between two or more client devices.

**[0032]** As shown in **FIG. 1**, the system **100** may include a plurality of client computing devices, such as client devices **110**, **120** and **130**, coupled to network **195**, and one or more server computing devices, such as server device **140**, capable of communicating with the client computing devices **110**, **120** and **130** over the network **195**. In some implementations, the network **195** may be a private network (e.g., a local area network

(LAN), Wi-Fi, Bluetooth, Radio Frequency), a wide area network (WAN), intranet, etc.), or a public network (e.g., the Internet).

**[0033]** Server device **140** may be at one node of network **195** and capable of directly and indirectly communicating with other nodes of the network **195**. For example, the server device **140** may include a web server that may be capable of communicating with client devices **110**, **120** and **130** via network **195** such that it uses the network **195** to transmit and display information to a participant on a display associated with client devices. In some implementations, the server device **140** may also include a plurality of computers that exchange information with different nodes of a network for the purpose of receiving, processing and transmitting data to the client devices **110**, **120** and **130**.

**[0034]** Referring to **FIG. 1**, the computing devices of system **100**, such as client device **110**, may include one or more I/O (input/output) devices **111**, processors **112**, memory **114**, and other components typically present in general purpose computers. "Processor" or "Processing device" herein refers to a device capable of executing instructions encoding arithmetic, logical, or I/O operations. In one illustrative example, a processor may include an arithmetic logic unit (ALU), a control unit, and a plurality of registers. In a further aspect, a processor may be a single core processor which is typically capable of executing one instruction at a time (or process a single pipeline of instructions), or a multi-core processor which may simultaneously execute multiple instructions. In another aspect, a processor may be implemented as a single integrated circuit, two or more integrated circuits, or may be a component of a multi-chip module (e.g., in which individual microprocessor dies are included in a single integrated circuit package and hence share a single socket). A processor may also be referred to as a central processing

unit (CPU). “Memory” herein refers to a volatile or non-volatile memory device, such as RAM, ROM, EEPROM, or any other device capable of storing data. “I/O device” herein refers to a device capable of providing an interface between a processor and an external device capable of inputting and/or outputting binary data. Although, for simplicity, a single processor **112** is depicted in **FIG. 1**, in some other implementations computer system **100** may comprise a plurality of processors. Similarly, in some other implementations computer system **100** may comprise a plurality of I/O devices, rather than a single I/O device **111**.

**[0035]** Instructions **116** of the client device **110** may be a set of instructions to be executed directly (such as machine code) or indirectly (such as scripts) by the processor **112**. In that regard, the terms "instructions," "steps" and "programs" may be used interchangeably herein. The instructions **116** may be stored in object code format for direct processing by the processors **112**, or in another computer language including scripts or collections of independent source code modules that are interpreted on demand or compiled in advance.

**[0036]** Data **118** may be retrieved, stored or modified by processors **112** in accordance with the instructions **116**. For instance, although the present disclosure is not limited by a particular data structure, the data **118** may be stored in computer registers, in a relational database as a table having a plurality of different fields and records, XML documents, or flat files. The data **118** may also be formatted in a computer-readable format such as, but not limited to, binary values, ASCII or Unicode. By further way of example only, the data **118** may comprise information sufficient to identify the relevant information, such as numbers, descriptive text, proprietary codes, pointers, references to

data stored in memory or information that is used by a function to calculate the relevant data. For example, the data **118** may include actionable objects **115** that may identify user perceivable action that can be included in a chat session.

**[0037]** Each of the actionable objects **115** may comprise an adjustable data structure (e.g., a memory array) comprising a plurality of fields that characterize a type category to associate with a chat message. By incorporating the actionable objects **115** into the creation of the chat messages, the system **100** is able to ascribe a value "type" to each message. In one implementation, when one or more actionable objects **115** are added or inserted into a chat message of the chat session, the actionable object executes a series of steps to be performed by a corresponding user perceivable action. The series of steps can be preprogrammed or variable based on the context of the type category for that action.

**[0038]** In some implementations, each client device may include an application **117** to facilitate different types of electronic communications between each client device and one or more other client devices via network **195**, including providing interactive interface portals **118** for facilitating various operating functions of the disclosure. In one implementation, the application **117** may be installed and/or a service may be selected in order to obtain the benefits of the techniques described herein. In an implementation, the application **117** may be downloaded onto the client device **110**. For example, a participant may elect to download the application from a service associated with an online server. The client device **110** may transmit a request for the application **117** over network **195** and, in response, receive the application **117** from the service.

**[0039]** The application **117** may be installed locally on the client device **110**. Alternatively, the application **117** can be stored at the service and may be accessed through

the client device **110**, for example, via a mobile web browser. By using the application **117**, the client device **110** may integrate into a chat session user perceivable actionable objects, such as actionable objects **115**, which can be executed by the client device **110** to enhance communications between participants of that session. In an alternative implementation, the application **117** may be a firmware embedded in communication device.

**[0040]** As shown in **FIG. 1**, the instructions **116** may include an interface portal **118** for displaying network data and to allow a participant associated with the client device **110** to interactively navigate over the display of data. The interface portal **118** provides for the display of network content, such as chat messages of a chat session or any other type of network data, to an I/O device **111** (e.g., a touch screen display) of the client device **110** by sending and receiving data across the network **195**. The network data may be received in response to a transmitted chat message that includes one or more actions objects **115**.

**[0041]** To facilitate integrating actionable objects into a chat session, the instructions **116** of the client device **110** may include actionable object integration module **119**. The actionable object integration module **119** may generate and transmit user perceivable actionable objects in a chat session that can be executed by the client devices of system **100**. The functionality of the module **119** can exist in a fewer or greater number of modules than what is shown, with such modules residing at one or more computing devices, which may be geographically dispersed. The systems may be operable in conjunction with components of the client device **110** from which it may receive chat message related data and other relevant information regarding the device **110**.

**[0042]** **FIG. 2** is a pictorial diagram of a system **200** including a plurality of computing devices in accordance with aspects of the disclosure. In some implementations of system **200** two or more computing devices (e.g., participant/client devices) may engage in an electronic communication session (e.g., chat session) with each other. In some implementations, a first participant/client device may engage in a chat session with a second participant/client device via a network **195**. As shown, **FIG. 2** illustrates network **195** having a plurality of computing devices, such as client device **110**, and other types of computing devices, a base station **210**, a personal data assistant (PDA) **220**, a laptop/netbook **230** and a tablet **240** as well as computing server devices **250** and **260** (e.g., computing devices that can be located at a number of different receiving stations). The various devices may be interconnected via a network or direct connection **218** and/or may be coupled via a communications network **195** (e.g., a LAN, WAN, the Internet, etc. that may be wired or wireless). In some implementations, the computing devices may communicate with each other before accessing the communication network **195**.

**[0043]** Each device may include, for example, user input devices such as a keyboard **214** and mouse **216** and/or various other types of input devices such as pen-inputs, joysticks, buttons, touch screens, etc., as well as a display, which could include, for instance, a CRT, LCD, plasma screen monitor, TV, projector, touch screen, etc. Each device may be a personal computer, application server, etc. By way of example only, computing device **110** may be a mobile phone while computing device **260** may be a server. Databases, such as database **270**, may be accessible to one or more of the computing devices or other devices of system **200**. The database **270** may comprise data, such as state information **275**,

associated a chat session implemented on the client devices as well as store chat messages transmitted via system **200**.

**[0044]** In one implementation, a resource associated with the system **200** may be used to maintain a consistency of the state information **275** and in such cases when there is a system failure. This is so that the chat session can continue uninterrupted without losing chat participant details. For example, a state manager (not shown) may maintain and transfer the state information **275** to state backup storage (not shown) for later retrieval. State backup storage may be accessible by any of the computing devices of system **200** via network connection **218** so that the chat session between the participants may be rerouted while the state information **275** is maintained, if a computing device of system **200** fails.

**[0045]** In some implementations, the state information **275** may correspond to a chat session between participants associated with the client devices of system **200**. In some implementations, the state information **275** may be stored in database **270** by the state manager running on the server device **260** and/or the client devices or some combination thereof. In one implementation, the state information **275** may include, for example, information regarding the identity of participants of the chat session, the number of chat participants, actionable objects **119** that are applied to the chat session, a unique identifier associated with each of the action objects 119 and/or the chat message or session, and an order in which chat messages are received as well as other relevant information. When an actionable object **119** is applied in a particular chat session, the state information **275** for that session may be updated in accordance with the user perceivable action associated with the actionable object **119**. This updating of the state information **275** in accordance with the

actionable object **119** applied therein is further discussed below with respect to various interactive interfaces of the disclosure.

**[0046] II. EXAMPLE INTERACTIVE INTERFACES**

**[0047]** Embodiments of the disclosure provide actionable functionality to the contents of chat messages to distill and extract central elements of a single, one-to-one or group chat conversation. A participant of the chat sessions may be provided with a variety of different interactive interfaces to facilitate the transfer of an electronic communications between participants in a chat session. In some implementations, the interfaces allow the participants to integrate actionable objects, such as actionable objects **119** into the chat session to enhance the electronic communications between the participants. The interfaces may be flexibly configured to include various types of buttons, cursors, and tools as well as formatted content on a display on a client device. In one implementation, an application, such as application **117** of **FIG. 1**, on the client device of the participant may present the participant with a graphical user interface (GUI) that allows the participant to direct messages comprising the actionable objects **119** to other selected participants of the chat session.

**[0048]** With regards to **FIG. 3**, an example of a landing interface portal **300** of a client device is shown. In some implementations, the landing interface portal **300** may correspond to the interface portal **118** in system **100** of **FIG.1**. The landing interface portal **300** provides an example interface in which a chat messaging session can be engaged by a number of participants that are represented by the participant icons A-H on the portal **300**. In some implementations, the interface portal **300** may include several panels that include a channel/dialog panel **310,** a message window panel **320** and a side panel **330**. The

channel/dialog panel **310** displays the different chat session groups **315** that a particular participant **317** has joined. The message window panel **320** displays the chat messages **325** exchanged by the participants. In some implementations, the message window panel **320** also includes a count of the current participants **323** and a text entry region **327** that allows the participants to insert and reformat the text (i.e., bold, italics, color), add a link (hypertext link) or file, or insert an actionable object or bundle communications into a chat session. The side panel **330** can be adjusted to dynamically display elements regarding various messages or groups of messages **335** and other information to the actionable objects as disclosed herein.

**[0049]** Each message that is entered into the text entry region **327** is displayed in the message window panel **320.** In some implementations, the messages **325** can be flagged or marked (for example, by color) to isolate the message for later use. An advantage of marking individual messages is that it provides participants with a way to indicate, highlight or associate messages, for current use or future recall for themselves or others.

**[0050]** In some implementations, the interface portal **300** provides context relevant searching to display messages that match an inputted search criterion while simultaneously affording the search originator necessary message context. In one example, the participant taps on a control associated to a particular message in the message window **320** to bring up a palette of color tags. One or more colors may be used to tag the message. The user can select, add, delete and name colors in user settings. In some implementations, the search criterion can be typed, tapped, moved, imported, loaded from a saved file, written, spoken (entered by any known means) through the interface portal **300**. The search criterion can be a single or combination of and/or Boolean search term (word, #tag, name, color, texture),

color tags that may be defined and/or reserved. In one implementation, the context relevant searching allows for the discovery of messages that come before and after the "found" instances ("context") to enhance search results. For example, when a User selects a found message, the message is displayed (for example, in the side panel **330)** with messages that came immediately before and immediately after that message.

**[0051]** In some implementations, from time to time a user may wish to initiate or continue a dialog/thread/conversation with another member and may want to quickly identify all of the "mutual" chats/conversations, that is, chats they have in common with the other person. Quickly ascertaining mutual chats can save time and frustration for chat participants. In accordance with the present disclosure, a user can ascertain mutual chats, which allows the user to switch between chat groups, dialogs, threads or conversations. For example, the user can activate a control on a particular message in the message window **320** that in turn displays a list of "mutual" dialogs/conversations (e.g., in the side panel **330**.) User can then select any dialog from the list to immediately switch to that conversation to be displayed in the message window **320**.

**[0052]** In some implementations, the interface portal includes a text crawl region **340** where messages sent to one or more intended recipients are displayed. The text crawl region **340** may contain text, graphics, sounds or recorded messages (or any combination thereof). The text crawl region **340** can be placed, sized and/or moved to call attention or notice to the participants of the messages. For example, the text crawl region **340** may be enlarged, shrunken, hidden, tagged, named, saved, deleted, forwarded, edited, or remain a static size, random size or variable. Text and/or graphics the text crawl region **340** of the can appear in any color or combination of colors.

**[0053]** Users may have the option of defining the types and conditions under which they will accept, view or have the text crawl region **340** visible to them. A text crawl may be accompanied by a sound or vibration. Associated sounds can be varied depending upon the context and/or content and/or originator of the crawl. Some crawl message can be generated as a result of a subscription, membership or affiliation (e.g., based on defined criteria and linked to a social media account, feed or the like). Text crawl messages may also be automatically generated based upon certain criteria being met such as, for example, a location or proximity to a person, place, thing or an event, date or time. The crawl can be spawned by other third party applications as a result of a search being performed, an inquiry made or a purchase being made. In some implementations, text crawl can be a reminder, an alert, a message, an advertisement, an award, a receipt, a ticket, or other indication. A hypertext or other link can be embedded in the text crawl region **340**. By moving a mouse cursor on the text crawl region **340** or selecting a particular message in the region 340 more information relating to the text crawl may be revealed and acted upon.

**[0054]** In some implementations, the text crawl may include a listing of text that meets a search criterion. For example, when by interacting with the text crawl region **340** (e.g., with a mouse cursor), the search criterion may automatically include all messages/objects that are tagged as "Crawl" objects. In one implementation, the search may be further refined to include text crawl messages that are included in the dialog chat messages between participants. Initially, the text crawl region **340** may display messages from a particular work group (e.g., that is subscribed to, accepted or originated by a current user to public or social or unknown users). Users may turn on or turn off the text crawl region

**340** and can further set parameters such as (but not limited to) the type of crawls the user is willing to accept to be displayed in the text crawl region **340**

**[0055]** In some implementations, crawl "objects" are tagged and can be linked to a single dialog or more than one dialog in the chat message panel **320**. The crawl objects can be sent to one or more recipients, such as registered and non-registered participant. Some participant may receive a notification of the crawl object through mechanisms other than the interface portal **300**, for example, email, text message or other mechanism. A link may be provided in the notification directing the participant to activate the crawl object. If the email or chat software of the recipient is capable with the interface portal 300, the crawl message may be displayed from within the recipient's email or chat service.

**[0056]** In some implementations, the creator of the crawl message may have the option to name the crawl message. The color of the text may be selected and can vary from character to character. The crawl message creator may choose to animate the text (e.g., text flashing). When receiving a crawl notification for the first time, the recipient may be prompted to with several options, such as to "Accept Crawls from the Sender Once, Reject Crawls from the Sender Once, Always accept Crawls from the Sender or Never accept crawls from the Sender." The settings for the text crawl region **340** of interface portal **300** regarding crawl notifications may be set and later modified by the recipient.

**[0057] III. CHAT WITH ACTIONABLE OBJECTS**

**[0058]** **FIGS. 4A-4E** are examples illustrating an interactive interface portal **400**. For example, the interface portal **400** may correspond to interface portal **118** of system **100** in **FIG. 1**. Interface portal **400** may be compared to interface portal **300** of **FIG.3**. For example, the interface portal **400** includes several panels that include a channel/dialog panel

**410** (which may be compared to channel/dialog panel **410**, a message window panel **420** (which may be compared to message window panel **420**) and a side panel **430** (which may be compared to side panel **330**). The interface portal **400** provides an example interface in which a chat messaging session can be engaged by a number of participants that are represented by the participant icons A-H on the portal **400**. In this example, the interface portal **400** allows participants to integrate user perceivable actionable objects in a chat session channel **425**, which can be executed by a client device to enhance communications between participants of the session channel **425**. In some aspects, by integrating actionable object such as "Tasks", "Ideas", "Events", "Tokens", "Surveys", etc., into chat channels, it allows messages (e.g., chat messages) to be organized, searchable, referenceable and context oriented to enhance communications and increase productivity of users.

**[0059]** In some implementations, a control (e.g., a window tab) on the portal **400** may be activated to display a listing of actionable objects **440** that can be utilized. For example, as shown in **FIG. 4A**, the listing of actionable objects **440** can be displayed in the side panel **430** of the interface portal **400**. Each actionable object **440** corresponds to a data structure, such as actionable object **115**, which may include a type category indicator to characterize a user perceivable action associated with the actionable object. For example, the type categories may include, but are not limited to, a question indicator, a task indicator or an idea indicator, a finance indicator, a tokens indicator, a custom category indicator and various of type of indicators associated with a work group or participants of a chat session. When one or more of the actionable objects **440** are added or inserted into a chat message of the chat session, the actionable object executes a series of steps to be performed by a client

device executing a corresponding user perceivable action. The series of steps can be preprogrammed or variable based on the context of the type category for that action.

**[0060]** Each actionable object **440** is associated with one or more data structures that provide enhanced functionality to chat communications. In some implementations, a user may select an icon, such as one of icons **450**, associated with an actionable object to insert into the chat session. An advantage of inserting the actionable object **440** into chat messages is that it provides the basis of order and structure to the chat session to provide an interactive presentment of messaging activity. In some implementations, the actionable object **440** can be selected using various mechanisms, such as such as keyboard shortcuts.

**[0061]** Responsive to the selection an actionable object to insert into a chat session, at least one participant of a plurality of participants may be associated with the actionable object. For example, a user may add one or more participants to a dialog box 460 of the interface portal **400**. The association indicates that the actionable object is directed to the identified participants, which may be presented on the participant's client device when the actionable object is transmitted, for example, by using network **195**. In one implementation, the interface portal **400** provides a text input section **470** that may be used to add additional information **470** regarding the user perceivable action to be executed in accordance with the selected actionable object.

**[0062]** When a participant, via the interface portal **400**, creates and sends a communication including the actionable object to the client device of a receiving participant, the receiving participant receives the communication (e.g., in the form of an actionable object control) in the chat session in which the participants are currently engaged. The application, such as application **117** of the receiving client device acts to initiate or enable

the actionable object at the receiving participant end by executing the user perceivable action associated with the object. In this regard, the sending participant by sending the actionable object is requesting to escalate the chat session to a more content enriched form of communication. A recipient participant can activate the actionable object control or activate a communication session at the recipient client device in accordance with the user perceivable action of the actionable objects **440**.

**[0063]** In some implementations, the actionable objects **440** may be used in combination. For example, the interface portal **400** may receive a selection of additional actionable objects from the plurality of actionable objects and combine these additional actionable objects with the actionable object in the chat session. The combination may change the characteristics of the user perceivable action to be performed based on a relative order of the inserted actionable objects **440** and other actionable objects **440** appearing elsewhere in the message flow of the chat session.

**[0064]** In one example, the interface portal **400** may detect the presence of two or more task type actionable objects, separated by three question type actionable objects. In this example, the order and/or grouping of the actions performed by the client device with regards to the questions may be adjusted. For example, the interface portal **400** may detect that one question objection has been inserted, which causes the portal **400** to prompt the user for further information. In some implementations, the presentation, input, characterization, appearance, or non-appearance of the actionable objects can vary based on the combination (or absence of) various actionable objects in a specific chat messages and/or chat session.

**[0065]** **A. QUESTION OBJECTS**

**[0066]** Turning to **FIG. 4B** another view of the interactive interface portal **400** is shown. In this example, if the user selects the question actionable object, the interface **400** may adjust the side panel **430** to provide characteristics relating to a specific type of survey question. For example, the user seeks to add a question to their message to poll for responses from other participants to a chat session in a particular form. When the sending participant initiates this actionable object, several fields are displayed in the side panel **430** in which the sending participant can characterize certain aspects of the question actionable object. As shown in **FIG. 4B** merely as an illustrative example, these fields may include, a plurality of control objects **411** to select a particular question for the chat session, a label field **412**, a recipient field **413** to add particular recipients, a message field **414** as well as other relevant fields regarding the polling question.

**[0067]** In some implementations, the plurality of control objects **411** allows the sending participant to select a combination of different polling questions to provide to the chat session**.** In one implementation, the particular questions may be displayed in a questions region, such as questions region **415** and **416**, of the side panel **430** for further adjusts by the sending participants. Although only two question regions are shown in **FIG. 4B**, the interface portal **400** may include a number of additional questions regions for configuring polling questions in the side panel **430**.

**[0068]** In some implementations, these polling question actionable objects may include, but not limited to, 1) a multiple/single choice object, 2) a ranking object, 3) a slider object, and 4) a narrative response, etc. If the multiple/single choice object is selected, this object provides one or more customizable fields. This object also allows the sending participants to upload, via the interface portal **400**, a media or other file which is associated

with the specific choice, such as choice 1 2 or 3 in questions region **415**, which can be presented with the polling question. If the ranking object is selected, this object inserts or references a polling question into the side panel **430** along with inputted configuration settings on how the chat session is to display, categorize, and associate this polling question with regards to other polling questions in the chat session.

**[0069]** If the slider object is selected, the object inserts or references a polling question into the side panel **430** along with pull-down menu options (as shown in questions region **416)** to allow the individual to customize selectable feedback options. For example, the selectable feedback options may include a determined list of slider attributes to allow the sending participant to customize the slider left, center and right attributes (e.g., Strongly Agree, Neither Agree nor Disagree or Strongly agree) to correspond with responses from the receiving participant. It should be noted that this is merely a few examples as other polling questions and question settings can be customized by the sending participant. An advantage of providing a slider object that can be incorporated into the chat session is that the responses can be structured and also viewed numerically (e.g., with reference to a specific position along a slider) as opposed to receiving unstructured narrative responses from the receiving participants that may be difficult to interpret.

**[0070]** In some implementations, the question actionable object can be associated or assigned to one or more receiving participants. For example, information regarding the receiving participants may be inserted into recipient field **413**. In one implementation, the sending participant may send the question actionable objects to receiving participants in the chat session by activating a control **417** on the interface portal **400**. In some implementations, the receiving participants of the polling question can include members and

non-members of the chat session, or another team or participant in the chat system that is not in the chat session. In one implementation, non-members may be notified by through an electronic transmission, such as email that a polling question is waiting. A link may be provided in the email notification directing the non-member to move into a browser to view/participate in the polling question. In addition to being notified that a polling question is waiting, the non-member may be provided with other information regarding the polling question, such the identity of the sending participant. The link to the polling question may remain active until a determined period of time, such as an expiration date for the polling questions set by the sending participant.

**[0071]** Once the fields of the selected polling question actionable objects in the side panel **430** are completed, the sending participants may preview the objects before submitting them to the chat session. The polling question actionable objects are then embedded in the chat message as a "structured" data object that can be executed by the client device of a receiving participant. In some implementations, the objects of the side panel **430** can be associated or assigned to one or more receiving participants. For example, information regarding the receiving participants may be inserted into recipient field **413**. In one implementation, the sending participant may send the polling question actionable object to receiving participant in the chat session by activating a control **417** on the interface portal **400**. In some implementations, the receiving participants may configure certain preferences regarding receiving polling question actionable objects, such as a type of polling questions the participant is willing to accept, a minimum compensation for accepting and/or answering the polling questions, etc.

**[0072]** Responses to the polling questions by members as well as non-members are made available to the sending participants and other authorized members of the chat session. The sending participant may choose whether to make the results available to a respondent immediately after the respondent responds to the polling questions or only once the expiration date and time has passed. In some situations, the sending participants can reward the receiving participants with recognition points or other type of tokens that will be discussed later in the disclosure.

**[0073]** In **FIG. 4C,** another view of the interactive interface portal **400** is shown. In this example, a receiving participant in the chat session may receive a control object **421** that can be activated to display the polling questions, participant information, expiration dates, etc., and be provided with the options for responding. In some implementations, the control object may be highlighted with version colors to indicate that the polling questions are reaching an expiration date in which responses can be received. The receiving participant may selectively execute (e.g., by clicking on the object on the display) the control object **421** to view and respond to the polling questions. In some implementations, the side panel **430** may display in a polling region, such as polling regions **422** and **423**, the polling questions and options for the recipient to respond. In alternative implementations, the polling questions and options may be included in the main window **420** of the interface portal along with messages in the chat session. When a determined number of the receiving participants have responded, the sending participant may receive the results, for example, as a message within the same chat session, in a results section **424** of the side panel **430**. These results of the polling question can also be shared with the other participants.

**[0074]** **B. TASK OBJECTS**

**[0075]** In **FIG. 4D,** another view of the interactive interface portal **400** is shown. In this example, if the user selects the tasks actionable object, the interface **400** may adjust the side panel **430** to provide characteristics relating to a specific type of tasks for participants of the chat session. For example, the participants may be part of a work group and the sending participant seeks information to manage the process of the work group. When the sending participant initiates this actionable object, several fields are displayed in the side panel **430** in which the sending participant can characterize certain aspects of the tasks actionable object.

**[0076]** As shown in **FIG. 4D** merely as an illustrative example, these fields may include a plurality of control objects **431** to select a particular task for the chat session, a channel field **432** to identify a channel identifier selected by the sending participant, a recipient field **433** to add particular recipients, a visibility field **434** to indicate whether the assigned task are made visible to other participants, a message field **435**, task entry fields **436** to enter relevant information regarding the assigned task, a notification field **437** to indicate that the sending participant is to be notified when the task is completed as well as other relevant fields regarding the process of the work group. In some implementation, some participants may be able to setup preferences regarding tasks received. These other relevant fields may include, but not limited to, estimated time to complete a task, requisite qualifications, minimum compensation for accepting, etc.

**[0077]** Once the task entry fields **436** are completed, the sending participants may preview the task before submitting the tasks actionable object **431** to the chat session. The tasks actionable object is then embedded in the chat message as a "structured" data object that can be executed by the client device of a receiving participant. In some implementations,

the tasks actionable object **431** can be associated or assigned to one or more receiving participants. For example, information regarding the receiving participants may be inserted into recipient field **433**. In one implementation, the sending participant may send the tasks actionable object **431** to receiving participant in the chat session by activating a control **438** on the interface portal **400**. In some implementations, the receiving participants may configure certain preferences regarding receiving task actionable objects, such as a type of task the participant is willing to accept, a minimum compensation for accepting the task, etc.

**[0078]** In some implementations, the receiving participants can include members and non-members of the chat session, or another team or participant in the chat system that is not in the chat session. In one implementation, non-members may be notified by through an electronic transmission, such as email that a task is waiting. A link may be provided in the email notification directing the non-member to move into a browser to view the task. In addition to being notified that a task is waiting, the non-member may be provided with other information regarding the task, such the identity of the sending participant.

**[0079]** In some implementations, a control object **439** (e.g., a slider display object) to control an input of response information is inserted into the chat session related to the actionable object executed on the client device of the participants. If an individual task is assigned to more than one participant than multiple control objects, such as slider object **439**, may be displayed indicating the progress (% completed) of that corresponding participant. The control objects are adjustable only by the intended participant. In some implementations, the "Task" percent complete along with the date that the slider is last updated is shown in the control object. For example, a task 50% complete on a date that was 4 days prior to the current date may indicate something different than a note from the

participant indicating that the task was 50% complete as of the current date. In some implementations, slider object **439** may appear in a certain color and can be adjusted by the receiving participant in accordance with a process status of the task, such as Green, Yellow and Red.

**[0080] C. IDEA OBJECTS**

**[0081]** With regards to **FIG. 4E,** another view of the interactive interface portal **400** is shown. In this example, if the user selects the idea actionable object, the interface **400** may adjust the side panel **430** to provide characteristics relating to a specific type of input for an idea actionable object to include in the chat session. For example, the participants may be part of a work group and the sending participant wants to propose an idea to the work group. When the sending participant initiates this actionable object, several fields are displayed in the side panel **430** in which the sending participant can characterize certain aspects of the idea actionable object.

**[0082]** As shown in **FIG. 4E**, merely as an illustrative example, these fields may include a plurality of control objects **441** to select a particular idea type for the chat session, a channel field **442** to identify a channel identifier selected by the sending participant, a recipient field **443** to add particular recipients, idea entry fields **444** to provide for certain responses to the idea, a message field **445** to provide idea details as well as other possible fields. The idea actionable object can be embedded in the chat message as a "structured" data object that can be executed by the client device of a receiving participant. In some implementations, the idea actionable object **441** can be associated or assigned to one or more receiving participants. For example, information regarding the receiving participants may be inserted into recipient field **443**. In one implementation, the sending participant may send

the idea actionable object **441** to receiving participant in the chat session by activating a control **446** on the interface portal **400**.

**[0083]** In some implementations, the receiving participants can include members and non-members of the chat session, or another team or participant in the chat system that is not in the chat session. In one implementation, non-members may be notified by through an electronic transmission, such as email that a task is waiting. A link may be provided in the email notification directing the non-member to move into a browser to view the task. In addition to being notified that a task is waiting, the non-member may be provided with other information regarding the task, such the identity of the sending participant.

**[0084]** In some implementations, a control object **447** (e.g., a slider display object) to control an input of response information into the chat session related to the actionable object executed on the client device of the participants. If an individual idea is assigned to more than one participant then multiple control objects, such as slider object **439**, may be displayed. The control objects are adjustable only by the intended participant. In some implementations, the slider can be updated to provide a uniform numerical response for the participant rather that unstructured data. In some implementations, the interface portal **500** may provide an indicator (e.g., a display icon) of a total number of respondents to the idea as well as an average score of all responses received based on the control objects **447** associated with each receiving participant.

**[0085] IV. OTHER EXAMPLE INTERACTIVE INTERFACES**

**[0086]** **FIGS. 5A-5D** are examples illustrating an interactive interface portal **500**. For example, the interface portal **500** may correspond to interface portal **118** in system **100** of **FIG. 1**. Interface portal **500** may be compared to interface portal **300** of **FIG.3** and

interface portal **400** of **FIG. 4**. For example, the interface portal **500** includes several panels that include a channel/dialog panel **510** (which may be compared to channel/dialog panel **310** and channel/dialog panel **410**, a message window panel **520** (which may be compared to message window panel **320** and message window panel **420**) and a side panel **530** (which may be compared to side panel **330** and side panel **430**). The interface portal **500** provides an example interface in which a chat messaging session can be engaged by a number of participants that are represented by the participant icons A-H on the portal **500**. In this example, the interface portal **500** allows participants to integrate user perceivable actionable objects in a chat session channel **525**, which can be executed by a client device to enhance communications between participants of the session channel **525**.

**[0087]** **A. SIDEBAR SELECTION**

**[0088]** In some implementations, the system provides asymmetrical chat through chat channels that are generally visible to all or directed participants in an intended group. An advantage of this is that users can reply 1 to 1 to someone in a group chat rather than the typical limited and distracting Reply-To-All messaging technology. For example, a user can reply directly to someone in a group chat that can be kept private from other group members without having to engage the entire group, while retaining context and relativity to the broader conversation for the participants of the 1 to 1 conversation.

**[0089]** Turning to FIG. **5A**, another view of the interactive interface portal **500** is shown. In this example, interactive interface portal **500** includes the capability of opening a sidebar selection **531** that allows two or more members, such as member A and G of a larger group session channel **525** to communicate privately in a private chat session **535**. In some implementations, the private chat session **535** is hidden from display to the other participants

of the larger group session. In one implementation, the interface portal **500** may include controls **533** to integrate some or all of the private chat session **537** into the larger group session channel **525** for display to other participants. In some implementations, the private chat session **535** in response to a request from the first participant or the second participant may permit a third participant to join the second chat session that is either currently in or not in the larger group session channel **525**.

**[0090]** In some implementation, a first chat participant, such as participant A, clicks on and/or hovers over the display name for a second chat participant, such as participant G, in the main window **520**, a sidebar session **531** opens. In some implementations, the first chat participant may also initiate the sidebar session **531** by activating a control **533** associated with a message from the second chat participant. The sidebar session **531** allows the first chat participant to interact directly with the second chat participant outside of larger group session channel **525** that includes the other participants. The sidebar session **531** includes functions available to users of interface portal **500**. For example, sidebar session **531** allows the first and second chat participants to integrate actionable objects, such as actionable objects **119,** into the private chat session **535** to enhance the electronic communications between the participants.

**[0091]** Fig. 5E is an exemplary screen shot that illustrates one exemplary approach that allows users to initiate a Sidebar. A Sidebar may be a 1:1 private conversation between two (for example) members (or more) of a larger group conversation from within a group channel. Messages in the Sidebar are only visible to the parties to the Sidebar. This is further described below with reference to Figs. 10A – 10I.

**[0092] B. TARGETED INCLUSION WITH RESPONSE RULES**

**[0093]** In some implementations, the system of the present disclosure allows users to send and receive emails from a group chat channel. For example, a user may send a message to the e-mail address of someone outside of the system. When a response to the email comes back, the originator of the message can choose to share the entire incoming email or subset thereof with the group or directed participants of the group. To avoid unwanted, unsolicited messages and spam back into a chat channel, the system ascribes a unique identifier to each email sent and in combination with rules for the unique identifier. This permits the sender of an email from the system to define and associate response rules to outgoing messages for replying emails. These rules may be applied to accept or reject to the incoming emails and may include, but not limited to, only accepting a defined number of responses or only accepting responses that are received within a defined period of time (or any combination thereof), accepting a certain number of response (e.g., up to three responses even after the time period expires), accepting emails from associated accounts (e.g., an email may be sent to a user's work email but responses can still be accepted from another (personal) email account associated with the user in accordance with the rules) as well as other types of rules. By including the email message into the chat message stream at the time and place an email originated from and is received, the emails are placed into the discussion in context. Thus, the channel message stream retains meaning and immediate lasting context that is not available in typical chat technology.

**[0094]** In **FIG. 5B**, another view of the interactive interface portal **500** is shown. In this example, interactive interface portal **500** includes the capability of linking an e-mail session panel **540** to a chat session associated with the plurality of participants. In this regard, the email session may include an actionable object that can be integrated into the

chat session. The email session panel **540** may include a plurality of fields to provide information regarding one or more email addresses in which data may be received and integrated into the chat session. The plurality of fields may include, but is not limited to, an email address field **541** to enter one or more email addresses and a time period field **542** that indicates the chat message session is active to receive data, via a network connection, from the email session during a predetermined time period. For example, the time period field **542** may include a drop down menu of time periods that can be associated with the e-mail session.

**[0095]** After entering the relevant information into the email session panel **540**, the sending participant may integrate the email session into chat session by activating a control **546** on the interface portal **500**. In this regard, an indicator **544** of the email session that is incorporated in the chat session may be displayed on the main window **520** of the interface portal **500**. During the determined time period, data may be received from the email session to be incorporated into the chat session. For example, the data may be displayed in the main window **520** of the interface portal **500** as chat messages. If it is detected that the time period has expired, an alert may be provided by the system to the e-mail session to indicate that data received from the email session is rejected for inclusion in the chat message session.

**[0096]** As shown in **FIG. 5B**, data **543** received from the email address associated with the email session may be then incorporated into the chat session. In some implementations, this data **543** may include an actionable object, such as actionable object **119**, comprising a type indicator to characterize a user perceivable action to be executed in the chat message session. In some implementations, the data **543** may include a control 549 that can be activated to incorporate all or a portion of the data received from the email session

into the chat session. In one implementation, the actionable object received from the email session may be combined with a second actionable object in the chat session to adjust characteristics of the user perceivable action to be executed as discussed above. In some implementations, action object can be sent to the email session. In such cases, the email session may receive a link that would direct the user back to the system to complete the action associated with the action object. For example, if the action is a polling question object, the response for the e-mail session may be incorporated into the overall results associated with the object in the chat session. In other cases, if the task object is sent to the email session, the recipient may update a status of the task to indicate their completion status. This update is then recorded and reflected in the action object related to the chat session.

**[0097] C. BUNDLE COMMUNICATIONS**

**[0098]** With bundle communications, the system of the present disclosure allows users to parse through a previous channel discussion and assemble those messages and actions that the user desires to be saved for future reference. These Bundles can be appended to messages in the chat channel, for example by the creator or others participants if so constructed. In one example, the bundle communications can include a bundle message associated with a particular topic, such as a bundle of best practices or a bundle consisting of an important team discussion or decisions.

**[0099]** In **FIG. 5C**, another view of the interactive interface portal **500** is shown. In this example, interactive interface portal **500** includes the capability of selecting particular messages from a chat session to include in a discussion bundle **550**. The discussion bundle **550** may include plurality fields that include, but not limited to, a name field **551**, one or more display/update option fields **552** that may indicate whether the discussion bundle **550**

can be shared, is private or updatable by other participants, and an indicator of the messages **553** included in the bundle. For example, a participant may select an icon, such as indicator **554**, at each of the messages to be included in the discussion bundle **550**. After identifying the message to be included discussion bundle **550**, the sending participant may integrate discussion bundle **550** into chat session by activating a control **555** on the interface portal **500**. In this regard, an indicator **556** of the messages incorporated in the chat session may be displayed on the main window **520** of the interface portal **500**.

**[00100] D. TOKEN ITEMS**

**[00101]** With regards to **FIG. 5D**, an example of the interactive interface portal **500** is shown. In this example, the interface portal **500** includes the capability of transmitting token items **560** of a certain value to participants or groups of participants through a chat session. Each token item is associated with a vendor from a list of vendors **561** that provides a particular service or product. In some implementations, a participant may select a token item **560** to transmit to another participant in the chat session. An indicator (such as icon indicators **565**, **566** and **567**) of the token item **560** may be inserted into the main window **520** of the interface portal. The token item **560** may include, but not limited to, an intended recipient, a value field **562** associated with the token, and a payment method field **563** (e.g., banking or credit card information).

**[00102]** In some implementations, a participant may enter or select a value in the value field **562** to be associated with the token item **560**. The sending participant may integrate the token item into chat session by activating a control **564** on the interface portal **500**. When the sending participant activates the control **564**, a transaction is registered with the system regarding the token item **560**. A confirmation screen may appear along with legal

disclaimer information, terms and conditions and/or requesting that the form of payment. If a form of payment is previously entered and saved in the payment method field **563** then the participant may be asked to confirm the saved information. Alternatively, if a credit balance exists in the sending participant's account may be debited. In one implementation, a bank account associated with the sending participant may be established and funded by credit, cash or otherwise. If the account is pre-funded with an amount, for example $50, then subsequent selected token item **560** and their corresponding costs would be debited from the account balance.

**[00103]** Each token item **560** is assigned a transaction identifier and encoded with a unique identifier and authentication code to ensure the token's authenticity. In some implementations, techniques of disclosure for providing the token items **560** can be directly integrated into the point-of-purchase payment system utilized by any specific vendor. In one implementation, the token items **560** can be linked to a physical card (e.g., gift card) associated with the vendor. In other implementations, an exchange system may be employed so that if a user wants to (for example) exchange their token items **560** for another type of token item. In this regard, the exchange may include determining an exchange rate to convert a value of one token item to an equivalent value of the other token, such as converting dollars to their equivalent miles.

**[00104]** In some implementations, a participant may select a token item from the vendor list **561**. In one implementation, the participant may send a token as a reaction to a chat message by selecting the chat message in the main window **520** and selecting a control icon 533 associated with gifting the token items **560**. In this example the participant selects to gift the token item to a recipient as represented by the gift token icon **565** in the chat

session. In some implementations, the receiving participant may identify certain selections to indicate their preferred gift choices. In this manner, the sending participant of a gift is able to identify the gift preferences of the intended recipient. In one implementation, the sending participant may override the receiving participant preferred gifts and select a different gift to provide to the recipient. Some gifts may have monetary value while others may be associated with, for example, a points system of the specific vendor. In some implementations, the gift token icon **565** may display a group of gifts to select from that are provided by the sending participant.

**[00105]** In some implementations, the recipient of the token does not have to be member of the chat session. For example, the recipients may be selected by a charity or other entities engaged in fundraising. In this example, the sending participant may conduct a funding campaign to solicit donations from receiving participants, who may be members or non-members, in the chat session. The receiving participants may receive the token item and choose to contribute an amount towards to recipient. The total amount raised and/or goal may be indicated in the token item as displayed on the interface portal 500.

**[00106]** In some implementations, the token items **560** may represent items up for auction as indicated by the auction token icon **566**. In this example, a product or item may be shown along with a current bid amount. Users can bid on items being offered. In this regard, certain rules can be established to represent what constitutes a winning bid and how many winners there can be amongst the participants. User can click on the auction token icon **566** to view more details, conditions, reviews, etc., regarding the auction. Bidding for an item may end based on the rules as well as the rules defined by the sending participant

and related to the item being offered. Users and/or authorized 3rd party vendors or companies can post items to be auctioned.

**[00107]** In some implementations, the token items **560** may represent items up for sale as indicated by the sale token icon **567**. In some implementations, users may select a group sale or flash sale associated with the sale token icon **567** or direct the sale of the item to a particular participant in the chat session. Receiving participants may hover over, select, click or otherwise activate the sale token icon **567** to indicate an interest in a specific message. The user may be able to view additional information about the item being offered for sale by hovering or clicking (selecting) the sale token icon 567. When the user activates the sale token icon **567**, several choices may be displayed for the user to indicate an interest and how the pay for the item. For example, the payment options may include, but not limited to, "buy now", "buy", "finance", etc. In an alternative implementation, the payment options may be pre-configured and associated with a credit card, debit card, ACH or another type of payment account.

**[00108] V. EXAMPLE FLOW DIAGRAMS**

**[00109]** To better aid in understanding implementations of some of the aspects described above that are, for example, related to integrating actionable objects into an on-line chat communications platform, reference is now made to the following flow diagrams. It should be noted that the following operations do not have to be performed in the precise order described below. Rather, various operations can be handled in a different order or simultaneously, and operations may be added or omitted.

**[00110]** **FIG. 6** depicts a flow diagram of a method **600** in accordance with one or more aspects of the disclosure. In one implementation, the processing device **112** of **FIG .1**

may perform method **600**. The method **600** may be performed by processing logic that may comprise hardware (circuitry, dedicated logic, etc.), software (e.g., software executed by a general purpose computer system or a dedicated machine), or a combination of both. In alternative implementations, some or all of the method **600** may be performed by other components of a shared storage system. It should be noted that blocks depicted in **FIG. 6** can be performed simultaneously or in a different order than that depicted.

**[00111]** Method **600** begins at block **610** where state information of a chat message session associated with a plurality of participants of a group is determined. In block **620**, an actionable object of a plurality of actionable objects is selected based on the state information of the chat message session. Each actionable object comprises a type indicator to characterize a user perceivable action associated with the actionable object. In this regard, the type indicator comprises at least one of: a question indicator, a task indicator or an idea indicator associated with the group. At least one participant of the plurality of participants is associated with the actionable object in block **630**. Thereupon, the actionable object is provided to the chat message session to be selectably executed by a client device associated with the at least one participant in block **640**. In block **650**, the state information associated with the chat message session is updated in accordance with the actionable object.

**[00112]** **FIG. 7** depicts a flow diagram of a method **700** in accordance with one or more aspects of the disclosure. In one implementation, the processing device **112** of **FIG 1** may perform method **700**. The method **700** may be performed by processing logic that may comprise hardware (circuitry, dedicated logic, etc.), software (e.g., software executed by a general purpose computer system or a dedicated machine), or a combination of both. In alternative implementations, some or all of the method **700** may be performed by other

components of a shared storage system. It should be noted that blocks depicted in **FIG. 7** can be performed simultaneously or in a different order than that depicted.

**[00113]** Method **700** begins at block **710** where state information of a first chat message session of one or more chat message sessions. The first chat message session is associated with a first participant for a plurality of participants of a group is determined. In block **720**, a selection of a second participant of the plurality of participants is received. A side chat area of a user interface is provided in block **730** in accordance with the selection. The side bar area allows the first participant and the second participant to engage in chat messages of a second chat message session associated with the user interface in addition to the one or more chat message sessions. In this regard, the second chat message session is hidden from display to other participants of the first chat message session. In block **740**, the state information of the first chat message session is updated based on the second chat message session.

**[00114]** **FIG. 8** depicts a flow diagram of a method **800** in accordance with one or more aspects of the disclosure. In one implementation, the processing device **112** of **FIG 1** may perform method **800**. The method **800** may be performed by processing logic that may comprise hardware (circuitry, dedicated logic, etc.), software (e.g., software executed by a general purpose computer system or a dedicated machine), or a combination of both. In alternative implementations, some or all of the method **800** may be performed by other components of a shared storage system. It should be noted that blocks depicted in **FIG. 8** can be performed simultaneously or in a different order than that depicted.

**[00115]** Method **800** begins at block **810** where state information of a chat message session associated with a plurality of participants is determined. In block **820**, an email

session associated with the one of the plurality of participants is identified in response to receiving input the participant. A time period is associated in block **830** with the email session indicating that the chat message session is active to receive data, via a network connection, from the email session during the time period. In block **840**, the email session is link to the chat message session. In block **850**, the state information associated with the chat message session is updated in accordance with the data received from the email session.

**[00116] VI. EXAMPLE MACHINE**

**[00117]** **FIG. 9** illustrates a diagrammatic representation of a machine in the exemplary form of a computer system **900** within which a set of instructions, for causing the machine to perform any one or more of the methodologies discussed herein, may be executed. In alternative implementations, the machine may be connected (e.g., networked) to other machines in a local area network (LAN), an intranet, an extranet, or the Internet. The machine may operate in the capacity of a server or a client machine in a client-server network environment, or as a peer machine in a peer-to-peer (or distributed) network environment. The machine may be a personal computer (PC), a tablet PC, a set-top box (STB), a personal digital assistant (PDA), a cellular telephone, a web appliance, a server, a network router, switch or bridge, or any machine capable of executing a set of instructions (sequential or otherwise) that specify actions to be taken by that machine. Further, while only a single machine is illustrated, the term "machine" shall also be taken to include any collection of machines that individually or jointly execute a set (or multiple sets) of instructions to perform any one or more of the methodologies discussed herein.

**[00118]** The exemplary computer system **900** may be comprised of a processing device **902** (which may correspond to a processing device **112** within system **100** of **FIG.**

**1**), a main memory **904** (e.g., read-only memory (ROM), flash memory, dynamic random access memory (DRAM) (such as synchronous DRAM (SDRAM) or Rambus DRAM (RDRAM), etc.), a static memory **906** (e.g., flash memory, static random access memory (SRAM), etc.), and a data storage device **916**, which communicate with each other via a bus **908**.

**[00119]** In a further aspect, the computer system **900** may include a processing device **902** (which may correspond to processing device **112**), a volatile memory **904** (e.g., random access memory (RAM)), a non-volatile memory **906** (e.g., read-only memory (ROM) or electrically-erasable programmable ROM (EEPROM)), and a data storage domain **916**, which may communicate with each other via a bus **908**.

**[00120]** Processing device **902** represents one or more general-purpose processing devices such as a microprocessor, central processing unit, or the like. More particularly, the processing device may be complex instruction set computing (CISC) microprocessor, reduced instruction set computer (RISC) microprocessor, very long instruction word (VLIW) microprocessor, or processor implementing other instruction sets, or processors implementing a combination of instruction sets. Processing device **902** may also be one or more special-purpose processing devices such as an application specific integrated circuit (ASIC), a field programmable gate array (FPGA), a digital signal processor (DSP), network processor, or the like. Processing device **902** is configured to execute processing logic **926** for performing the operations and steps discussed herein.

**[00121]** Computer system **900** may further include a network interface device **922**. Computer system **900** also may include a video display unit **910** (e.g., a liquid crystal display (LCD) or a cathode ray tube (CRT)), an alphanumeric input device **912** (e.g., a keyboard), a

cursor control device **914** (e.g., a mouse), and a signal generation device **920** (e.g., a speaker).

**[00122]** Data storage device **916** may include a machine-readable storage medium (or more specifically a computer-readable storage medium) **924** having one or more sets of instructions embodying any one or more of the methodologies of functions described herein, including instructions encoding the techniques including the actionable object integration module **119** of **FIG. 1** for implementing method **600** of **FIG. 6** and method **700** of **FIG. 7** and method **800** of **FIG. 8** for integrating actionable objects into an on-line chat communications platform. In some implementations, the actionable object integration module **119** may also reside, completely or at least partially, within main memory **904** and/or within processing device **902** during execution thereof by computer system **900**; main memory **904** and processing device **902** also constituting machine-readable storage media. The actionable object integration module **119** may further be transmitted or received over a network **925** via network interface device **922**.

**[00123]** Instructions **926** may also reside, completely or partially, within volatile memory **904** and/or within processing device **902** during execution thereof by computer system **900**, hence, volatile memory **904** and processing device **902** may also constitute machine-readable storage media.

**[00124]** SIDEBARS AND ASYMMETRICAL GROUP MESSAGING VIEWS

**[00125]** This explanation is further to the explanation above with regard to "SIDEBAR SELECTION" and Fig. 5A.

**[00126]** At present, group chat applications present all messages to all group participants. In fact, this is a basic premise of what group chat is. Inherent in this approach

to group chat (channels, rooms, etc) is that unnecessary and meaningless messages are presented to all group participants (Symmetrical – everyone sees everything i.e. all messages). It would be desirable to participate in a group discussion without being subjected to or forced to read meaningless messages – and more to the point, it would be desirable for individual members to communicate privately with another member (or subset of members) from within a group channel. In order to retain situational context, the private messages are desirably viewed embedded within the general channel message stream but also to avoid possible confusion or lack of continuity, the related private messages are desirably also able to be viewed together without the noise of interspersed general channel messages. Presented here is a possible solution and attempt to achieve the aforementioned objectives. It reduces the channel clutter imposed by comments such as "Thanks" intended for one but forced upon all, and provides a mechanism to allow for private sidebar conversations among a subset of a group or channel – while retaining the situational context of the private comments within and related to the overall general conversation. In an exemplary embodiment of the present invention, only the parties to a sidebar conversation see the messages related to the sidebar conversation (unless other action is taken).

**[00127]** Figures 10A – 10I are a plurality of screenshots that illustrate operation of an exemplary embodiment of the present invention. In Fig. 10A, a plurality of messages that are exchanged between a plurality of participants are displayed. For ease of identification, the messages that are exchanged between the plurality of participants are displayed in a portion of the screen that will be referred to as the main conversation pane. As in standard messaging, all participants of the messaging exchange in the main conversation pane are able to see each other's messages (which includes each other's responses to messages). In

Fig. 10A, one of the participants to the message exchange (in this case, Sona, but it could be another participant) desires to have a private conversation with Ali. In this example, Sona and Ali will have a private 1:1 conversation, but in some exemplary embodiments the private conversation may be 1:N, N greater than 1, and the private conversation may exclude at least one person who is participating in the messaging that is displayed on the main conversation pane. Sona thus clicks on the exemplary "arrow" icon . Sona's action results in the message that was sent by Ali at 8:42 AM being designated an "anchor message." As shown in Fig. 10B, in an exemplary embodiment of the present invention, the act of designating Ali's message as an anchor message results in Ali's message being displayed in a separate pane (but this step is optional). For ease of identification, the separate pane displaying Ali's message will be referred to as a sidebar. As shown in Fig. 10B, a text message box appears with the words "type sidebar message here." In Fig. 10C, Sona begins to type a message that will be seen by Ali but will not be seen by the other participants to the messaging. In Fig. 10D, Sona types the message "would you mind asking her?" Upon pressing the enter key (or taking some other step that transmits the character just typed in) and as shown in Fig. 10E, Sona's response appears in the sidebar and is transmitted to Ali. Again, except for Ali and Sona, none of the other participants to the messaging in the main conversation pane see Sona's response. In Fig. 10F, Ali has typed his response to Sona, and Ali's response appears in the sidebar. Again, except for Ali and Sona, Ali's response is not seen by the other participants to the messaging in the main conversation pane. Fig. 10F illustrates that the conversation that appears in the sidebar can also (optionally) be displayed in the main conversation pane. For purposes of improving visual appearance, the messages that were entered in the sidebar and duplicated in the main conversation pane can be collapsed in the

main conversation pane. Fig. 10G illustrates the main conversation pane with collapsed sidebar messages. Clicking/selecting one of the links corresponding to a collapsed sidebar message will open the sidebar and allow the conversation to continue in the sidebar (again limited to the participants in the conversation in the sidebar and excluding all other participants in the conversation in the main conversation pane). As shown in Fig. 10H, once a link to a particular message in the main conversation pane has been selected, the conversation associated with that link can continue in the sidebar. As shown in Fig. 10I, Ali is part of the conversation in the sidebar between Sona and Frank (while other participants of the conversation in the main conversation pane are excluded).

**[00128]** As shown, any participant to the conversation in the main conversation pane can respond to a message that has been designated as an anchor message, and the response can appear in the main conversation pane. The response to the anchor message that is entered into the main conversation pane ("a response) is visible to all other participants in the main conversation pane. Furthermore, a response to a message in the sidebar ("a further response") is seen by the participants participating in the sidebar conversation, but participants to the conversation in the main conversation pane that are not included in the sidebar conversation are excluded from seeing the message.

**[00129]** As shown in the figures, the anchor message and the response received to the anchor message in the main conversation pane may be simultaneously displayed. Furthermore, a response to the anchor message in the main conversation pane and a response to the message in the sidebar may be simultaneously displayed. As shown, the messages that appear in the main message pane are displayed one below the other. Furthermore, the messages displayed in the sidebar may be displayed one below the other.

**[00130]** **FIG. 11** illustrates a further embodiment of a user interface of the invention. In the leftmost pane, there is an At-a-Glance tab (940) and a Chat tab (942). The At-a-Glance tab is selected. From the displayed list (949) a user can request to view just a specific type, a group or category of similar types (e.g., Messages, Actions, or Resources) or all messages that have been assigned a type, and those messages are displayed in the central pane (944). As seen in FIG. 11, the specific message types that a user may request include: Sidebars (952), My Mentions, and Notifications. Below the selected At-a-Glance tab is a sequence of categorizations of messages.

**[00131]** **FIG.11** illustrates a feature of this invention whereby messages of specified message types can be caused to be aggregated and displayed together in a separate message pane. In some embodiments the displayed messages of a defined type, e.g., "Sidebar" type messages, are aggregated from among one or more group communication channels and displayed together in separate display pane. In Figure 11 the message type list pane, message type summary pane and the Selected Message Detail view are displayed simultaneously.

**[00132]** **FIG. 11** illustrates a leftmost pane wherein a user may cause the display of a selectable list of message types, i.e., "At a Glance" **940,** or may cause the display of a selectable list of channels, i.e., "Chat" **942**). **Fig 11** illustrates that the user has selected "At a Glance" which caused the display of a list of types, organized by type category **949**. In this illustration, "All" **950** has been selected and a display consisting of messages of all types and across all channels **960** is displayed in the center At a Glance pane **944**. For example, message **945** is an "idea" type message that was posted in the "NW Sales Region" channel and message **962** is a "bundle" type that was posted in the "Marketing" channel. In this example an icon **963** associated with the message type is also displayed. Further refinement

is available to the user, for example, a user wishing to cause the display of only sidebar type messages in the At a Glance pane could elect to select "Sidebars" **952** in the leftmost pane. Element **957** illustrates a toggle control that when selected alternately causes the display of "all" messages across selected channels **960** associated with a selected type **949** or alternatively the display of "Unseen" messages across selected channels associated with a selected type **949**. In this example, element **964** illustrates a control that when selected causes the display of messages received by me in the specified channels "To Me." Selecting "From Me" causes the display of messages from me in the specified channels.

**[00133]** **FIG**. **11**, element **945** illustrates that when a particular message is selected by the User, more detail regarding that message can be displayed **946**. **FIG. 11** illustrates the display of the greater detail associated with the idea type message in a separate pane. The Figure also illustrates that further interaction with the idea can occur, e.g., in the area that presents the text "Rate the idea [star] [star] [star] [star] [star] **947**." Here the user can interact with one or more stars to input a rating. In addition, in this example, a user can add a comment in the text entry field that reads, "Enter comment" **948**.

**[00134]** While a non-transitory machine-readable storage medium **928** is shown in an exemplary implementation to be a single medium, the term "machine-readable storage medium" should be taken to include a single medium or multiple media (e.g., a centralized or distributed database, and/or associated caches and servers) that store the one or more sets of instructions. The term "machine-readable storage medium" shall also be taken to include any medium that is capable of storing or encoding a set of instruction for execution by the machine and that causes the machine to perform any one or more of the methodologies of

the disclosure. The term "machine-readable storage medium" shall accordingly be taken to include, but not be limited to, solid-state memories, and optical and magnetic media.

**[00135]** Some portions of the detailed descriptions are presented in terms of algorithms and symbolic representations of operations on data bits within a computer memory. These algorithmic descriptions and representations are the means used by those skilled in the video processing arts to most effectively convey the substance of their work to others skilled in the art. An algorithm is here, and generally, conceived to be a self-consistent sequence of steps leading to a desired result. The steps are those requiring physical manipulations of physical quantities.

**[00136]** It should be borne in mind, however, that all of these and similar terms are to be associated with the appropriate physical quantities and are merely convenient labels applied to these quantities. Unless specifically stated otherwise, as apparent from the above discussion, it is appreciated that throughout the description, discussions utilizing terms such as “receiving”, “determining”, “associating”, “updating”, “providing”, “integrating”, “selecting”, “executing”, “processing”, or the like, refer to the action and processes of a computer system, or similar electronic computing device, that manipulates and transforms data represented as physical (electronic) quantities within the computer system's registers and memories into other data similarly represented as physical quantities within the computer system memories or registers or other such information storage, transmission or display devices.

**[00137]** Examples described herein also relate to an apparatus for performing the methods described herein. This apparatus may be specially constructed for performing the methods described herein, or it may comprise a general-purpose computer system selectively

programmed by a computer program stored in the computer system. Such a computer program may be stored in a computer-readable tangible storage medium.

**[00138]** The methods and illustrative examples described herein are not inherently related to any particular computer or other apparatus. Various general purpose systems may be used in accordance with the teachings described herein, or it may prove convenient to construct more specialized apparatus to perform methods 300 and 400 and/or each of its individual functions, routines, subroutines, or operations. Examples of the structure for a variety of these systems are set forth in the description above.

**[00139]** Whereas many alterations and modifications of the disclosure will no doubt become apparent to a person of ordinary skill in the art after having read the foregoing description, it is to be understood that any particular implementation shown and described by way of illustration is in no way intended to be considered limiting. Therefore, references to details of various implementations are not intended to limit the scope of the claims, which in themselves recite only those features regarded as the disclosure.

**[00140]** What is claimed :

**CLAIMS**

1. An apparatus for use with a group-based communication system to facilitate messaging communication over a network between users of said system, comprising:

a processor, and a memory associated with said processor having computer coded instructions therein, with said computer coded instructions configured to, when executed by said processor, cause the apparatus to:

generate a group-based communication interface on a display screen of a user client device, the group-based communication interface defining:

a first pane adapted to display a plurality of channel identifiers, each of said plurality of channel identifiers corresponding to a respective one of a plurality of group-based communication channels, each of such channels having an associated group of members who are users of said system, and

a second pane configured to display messaging communications associated with a selected one of said plurality of group-based communication channels corresponding to one of said plurality of channel identifiers,

wherein, associated with said second pane, is a channel text entry field that is user operable to generate communication in said selected one of said plurality of group-based communication channels, and a title field

displaying information identifying said selected one of said plurality of group-based communication channels,

receive a first messaging communication associated with the selected one of the plurality of group-based communication channels, the selected one of the plurality of group-based communication channels comprising messaging communications, including said first messaging communication, between members of the group associated with said selected one of the plurality of group-based communication channels;

display said first messaging communication within said second pane;

display a first user-selectable control associated with said first messaging communication;

in response to a user selection of said first user-selectable control, display a third pane, said third pane displaying said first messaging communication and having an associated sidebar text-entry field that is different from said channel text-entry field and operable to receive user input of an additional messaging communication;

wherein said third pane and said sidebar text-entry field are displayed simultaneously with said first pane, said second pane and said channel text-entry field;

and wherein said first messaging communication is displayed within said third pane and said second pane simultaneously;

receive user input of an additional messaging communication in said sidebar text-entry field;

after receipt of said user input:

transmit said additional messaging communication, via a network, to at least one member of the group associated with said selected group-based communication channel and

display, in said third pane, a first subsidiary communication thread having an anchor message, said thread comprising said first messaging communication together with said additional messaging communication, wherein said first messaging communication is the anchor message of said first subsidiary communication thread;

display a second user-selectable control associated with said first messaging communication in said second pane, said second user-selectable control being associated with an indication that said first messaging communication is an anchor message of a subsidiary communication thread, and being configured to:

in response to a user selection of said second user-selectable control, cause at least a portion of said first subsidiary communication thread containing said first messaging communication to be displayed in said third pane.

2. The apparatus of Claim 1, further comprising instructions for causing the apparatus to display said additional messaging communication in said second pane while it is being displayed in said third pane.

3. The apparatus of claim 2, wherein displaying said additional messaging communication in said second pane comprises providing a third user-selectable control associated with said additional messaging communication in said second pane, wherein said third user-selectable control is configured to:

in response to user selection of said third user-selectable control, cause at least a portion of said first subsidiary communication thread containing said additional messaging communication to be displayed in a third pane.

4. The apparatus of claim 3, wherein displaying said second user-selectable control comprises displaying said second user-selectable control proximate to said additional messaging communication.

5. The apparatus of claim 2, wherein further messaging communications other than said first messaging communication and said additional messaging communications are also displayed in said second pane, and wherein displaying said additional messaging communication comprises displaying said additional messaging communication in the second pane in chronological order relative to said further messaging communications that are displayed in the second pane.

6. The apparatus of claim 3, wherein causing at least a portion of said first subsidiary communication thread containing said additional messaging communication to be displayed in said third pane comprises displaying said sidebar text-entry field associated with said third pane that is operable to receive said additional messaging communication.

7. The apparatus of claim 3, wherein displaying said additional messaging communication in said second pane comprises, while said additional messaging communication is displayed in said second pane, displaying identifying information associated with the

anchor message in association with said additional messaging communication in said second pane.

8. The apparatus of claim 3, wherein, displaying said additional messaging communication in said second pane comprises, while said additional messaging communication is displayed in said second pane, displaying an indicator identifying said additional messaging communication as associated with a subsidiary communication thread in association with said additional messaging communication in said second pane.

9. The apparatus of claim 7, wherein at least some of said identifying information associated with said anchor message comprises a fourth user-selectable control operable to cause the display of at least a portion of said subsidiary communication thread in said third pane.

10. The apparatus of claim 1, wherein displaying said third pane having said associated sidebar text-entry field further comprises displaying said sidebar text-entry field simultaneously with the display of said channel text-entry field, and wherein both said sidebar text-entry field and said channel text-entry field are selectable by a user to receive input representing a new message while they are being simultaneously displayed.

11. The apparatus of claim 1, wherein transmitting said additional messaging communication, via said network, to at least one member of the group associated with the selected group-based communication channel comprises transmitting said additional messaging communication to fewer than all of the members of said group.

12. The apparatus of claim 1, further comprising instructions for receiving a request to permit a non-member user that is not a member of the associated group of members of said group-based communication channel to receive messaging communications comprising said subsidiary communication thread and, in response to receiving said request, enabling said non-member user to receive such communications.

13. The apparatus of claim 1, further comprising instructions for displaying a fifth user-selectable control, said control being operable to:

> in response to user selection of said fifth user-selectable control, selectively display messaging communications having a specific type associated with said selected fifth user-selectable control, said messaging communications being from at least two separate group-based communication channels.

14. The apparatus of claim 13, wherein said specific type is a class of messaging communications in which the messaging communications are all parts of subsidiary

communication threads that incorporate messaging communications generated by a specific user of said system.

15. A method for operating an apparatus for use with a group-based communication system to facilitate messaging communication over a network between users of said system, comprising:

generating a group-based communication interface on a display screen of a user client device, the group-based communication interface defining:

a first pane adapted to display a plurality of channel identifiers, each of said plurality of channel identifiers corresponding to a respective one of a plurality of group-based communication channels, each of such channels having an associated group of members who are users of said system, and

a second pane configured to display messaging communications associated with a selected one of said plurality of group-based communication channels corresponding to one of said plurality of channel identifiers,

wherein, associated with said second pane, is a channel text entry field that is user operable to generate communication in said selected one of said plurality of group-based communication channels, and a title field

displaying information identifying said selected one of said plurality of group-based communication channels,

receiving a first messaging communication associated with the selected one of the plurality of group-based communication channels, the selected one of the plurality of group-based communication channels comprising messaging communications, including said first messaging communication, between members of the group associated with said selected one of the plurality of group-based communication channels;

displaying said first messaging communication within said second pane;

displaying a first user-selectable control associated with said first messaging communication;

in response to a user selection of said first user-selectable control, displaying a third pane, said third pane displaying said first messaging communication and having an associated sidebar text-entry field that is different from said channel text-entry field and operable to receive user input of an additional messaging communication;

wherein said third pane and said sidebar text-entry field are displayed simultaneously with said first pane, said second pane and said channel text-entry field;

and wherein said first messaging communication is displayed within said third pane and said second pane simultaneously;

receiving user input of an additional messaging communication in said sidebar text-entry field;

after receipt of said user input:

transmitting said additional messaging communication, via a network, to at least one member of the group associated with said selected group-based communication channel and

displaying, in said third pane, a first subsidiary communication thread having an anchor message, said thread comprising said first messaging communication together with said additional messaging communication, wherein said first messaging communication is the anchor message of said first subsidiary communication thread;

displaying a second user-selectable control associated with said first messaging communication in said second pane, said second user-selectable control being associated with an indication that said first messaging communication is an anchor message of a subsidiary communication thread and being configured to:

in response to a user selection of said second user-selectable control, cause at least a portion of said first subsidiary communication thread containing said first messaging communication to be displayed in said third pane.

16. The method of claim 15, further comprising displaying said additional messaging communication in said second pane while it is being displayed in said third pane.

17. The method of claim 16, wherein displaying said additional messaging communication in said second pane comprises providing a third user-selectable control associated with said additional messaging communication in said second pane, wherein said third user-selectable control is configured to:

in response to user selection of said third user-selectable control, cause at least a portion of said first subsidiary communication thread containing said additional messaging communication to be displayed in a third pane.

18. The method of claim 17, wherein displaying said additional messaging communication in said second pane comprises causing at least a portion of said subsidiary communication thread to be displayed in said third pane comprises displaying said sidebar text-entry field associated with said third pane that is operable to receive said additional messaging communication.

19. The method of claim 17, wherein displaying said additional messaging communication in said second pane comprises, while said additional messaging communication is displayed in said second pane, identifying information associated with the anchor message is also displayed in association with said additional messaging communication in said second pane.

20. The method of claim 17, wherein, while said additional messaging communication is displayed in said second pane, an indicator identifying said additional messaging

communication as associated with a subsidiary communication thread is also displayed in association with said additional messaging communication in said second pane.

21. The method of claim 19, wherein at least some of said identifying information associated with said anchor message comprises a fourth user-selectable control operable to cause the display of at least a portion of said subsidiary communication thread in said third pane.

22. The method of claim 15, wherein displaying said third pane having said associated sidebar text-entry field further comprises displaying said sidebar text-entry field simultaneously with the display of said channel text-entry field, and wherein both said sidebar text-entry field and said channel text-entry field are selectable by a user to receive input representing a new message while they are being simultaneously displayed.

23. The method of claim 15, further comprising displaying a fifth user-selectable control, said control being operable to:

> in response to user selection of said fifth user-selectable control, selectively display messaging communications having a specific type associated with said selected fifth user-selectable controls, said messaging communications being from at least two separate group-based communication channels.

24. The method of claim 23, wherein said specific type is a class of messaging communications in which the messaging communications are all parts of subsidiary communication threads that incorporate messaging communications generated by a specific user of said system.

25. One or more non-transitory computer-readable media storing instructions executable by one or more processors that, when executed by the one or more processors, cause the one or more processors to perform acts comprising:

generating a group-based communication interface on a display screen of a user client device, the group-based communication interface defining:

a first pane adapted to display a plurality of channel identifiers, each of said plurality of channel identifiers corresponding to a respective one of a plurality of group-based communication channels, each of such channels having an associated group of members who are users of said system, and

a second pane configured to display messaging communications associated with a selected one of said plurality of group-based communication channels corresponding to one of said plurality of channel identifiers,

wherein, associated with said second pane, is a channel text entry field that is user operable to generate communication in said selected one of said plurality of group-based communication channels, and a title field displaying information identifying said selected one of said plurality of group-based communication channels,

receiving a first messaging communication associated with the selected one of the plurality of group-based communication channels, the selected one of the plurality of group-based communication channels comprising messaging communications, including said first messaging communication, between members of the group associated with said selected one of the plurality of group-based communication channels;

displaying said first messaging communication within said second pane;

displaying a first user-selectable control associated with said first messaging communication;

in response to a user selection of said first user-selectable control, displaying a third pane, said third pane displaying said first messaging communication and having an associated sidebar text-entry field that is different from said channel text-entry field and operable to receive user input of an additional messaging communication;

wherein said third pane and said sidebar text-entry field are displayed simultaneously with said first pane, said second pane and said channel text-entry field;

and wherein said first messaging communication is displayed within said third pane and said second pane simultaneously;

receiving user input of an additional messaging communication in said sidebar text-entry field;

after receipt of said user input:

transmitting said additional messaging communication, via a network, to at least one member of the group associated with said selected group-based communication channel and

display, in said third pane, a first subsidiary communication thread having an anchor message, said thread comprising said first messaging communication together

with said additional messaging communication, wherein said first messaging communication is the anchor message of said first subsidiary communication thread;

displaying a second user-selectable control associated with said first messaging communication in said second pane, said second user-selectable control being associated with an indication that said first messaging communication is an anchor message of a subsidiary communication thread, and being configured to:

in response to a user selection of said second user-selectable control, cause at least a portion of said first subsidiary communication thread containing said first messaging communication to be displayed in said third pane.

26. The one or more non-transitory computer-readable media of claim 25, wherein said acts further comprise displaying said additional messaging communication in said second pane while it is being displayed in said third pane.

27. The one or more non-transitory computer-readable media of claim 26, wherein displaying said additional messaging communication in said second pane comprises providing a third user-selectable control associated with said additional messaging communication in said second pane, wherein said third user-selectable control is configured to:

in response to user selection of said third user-selectable control, cause at least a portion of said first subsidiary communication thread containing said additional messaging communication to be displayed in a third pane.

28. The one or more non-transitory computer-readable media of claim 25, further comprising instructions for displaying a fifth user-selectable control, said control being operable to:

in response to user selection of said fifth user-selectable control, selectively display messaging communications having a specific type associated with said selected fifth user-selectable controls, said messaging communications being from at least two separate group-based communication channels.

29. The one or more non-transitory computer-readable media of claim 28, wherein said specific type is a class of messaging communications in which the messaging communications are all parts of subsidiary communication threads that incorporate messaging communications generated by a specific user of said system.

30. An apparatus comprising at least a processor, and a memory associated with the processor having computer coded instructions therein, wherein the computer coded instructions are configured to, when executed by the processor, cause the apparatus to perform acts comprising:

receiving a first messaging communication associated with a communication platform;

causing the first messaging communication to be rendered within a messaging pane in a communication interface of the communication platform;

receiving a thread request to create a subsidiary thread communication;

in response to receiving the thread request, generating and transmitting for display a thread summary indicator renderable within the messaging pane proximate the first messaging communication, wherein the thread summary indicator is configured to be selectable by a user with access to the first messaging communication;

receiving an indication of an input indicating a selection of the thread summary indicator; and

causing, based at least in part on receiving the indication of the input, rendering of the subsidiary thread communication to a thread communication pane within the

communication interface, wherein a list pane, the messaging pane, and the thread communication pane are configured to be rendered within a defined display window as viewable simultaneously.

## ABSTRACT

An apparatus comprising at least a processor, and a memory associated with the processor having computer coded instructions therein, wherein the computer coded instructions are configured to, when executed by the processor, cause the apparatus to perform acts comprising: receiving a first messaging communication associated with a communication platform; causing the first messaging communication to be rendered within a messaging pane in a communication interface of the communication platform; receiving a thread request to create a subsidiary thread communication; in response to receiving the thread request, generating and transmitting for display a thread summary indicator renderable within the messaging pane proximate the first messaging communication, wherein the thread summary indicator is configured to be selectable by a user with access to the first messaging communication; receiving an indication of an input indicating a selection of the thread summary indicator; and causing, based at least in part on receiving the indication of the input, rendering of the subsidiary thread communication to a thread communication pane within the communication interface, wherein a list pane, the messaging pane, and the thread communication pane are configured to be rendered within a defined display window as viewable simultaneously.

PTO/SB/08a (02-18)
Approved for use through 11/30/2020. OMB 0651-0031
U.S. Patent and Trademark Office; U.S. DEPARTMENT OF COMMERCE
Under the Paperwork Reduction Act of 1995, no persons are required to respond to a collection of information unless it contains a valid OMB control number.

# INFORMATION DISCLOSURE STATEMENT BY APPLICANT

**( Not for submission under 37 CFR 1.99)**

| | |
|---|---|
| Application Number | 18535572 |
| Filing Date | 2023-12-11 |
| First Named Inventor | Marc A. Cohen |
| Art Unit | TBD |
| Examiner Name | TBD |
| Attorney Docket Number | WRN-1001 |

**U.S.PATENTS** Remove

| Examiner Initial* | Cite No | Patent Number | Kind Code[1] | Issue Date | Name of Patentee or Applicant of cited Document | Pages,Columns,Lines where Relevant Passages or Relevant Figures Appear |
|---|---|---|---|---|---|---|
| | 1 | 7945620 | | 2011-05-17 | BOU-GHANNAM AKRAM A | |
| | 2 | 8819132 | | 2014-08-26 | SERR ROBERT W | |
| | 3 | 9722891 | | 2017-08-01 | HANLON ROBIN JULIE | |
| | 4 | 10298529 | | 2019-05-21 | LEE YUNGSEONG | |
| | 5 | 10866929 | | 2020-12-15 | WATANABE MILO | |
| | 6 | 11194447 | | 2021-12-07 | DELANGHE JAIME | |
| | 7 | 11341093 | | 2022-05-24 | JOHNSTON ELIZABETH | |
| | 8 | 11539649 | | 2022-12-27 | ROSANIA PAUL | |

| INFORMATION DISCLOSURE STATEMENT BY APPLICANT ( Not for submission under 37 CFR 1.99) | Application Number | 18535572 |
|---|---|---|
| | Filing Date | 2023-12-11 |
| | First Named Inventor | Marc A. Cohen |
| | Art Unit | TBD |
| | Examiner Name | TBD |
| | Attorney Docket Number | WRN-1001 |

| | | | | | | |
|---|---|---|---|---|---|---|
| | 9 | 11586584 | | 2023-02-21 | JOHNSTON ELIZABETH | |
| | 10 | 11750539 | | 2023-09-05 | TREAT ALBERT J | |
| | 11 | RE46309 | | 2017-02-14 | GO ALEXANDER SAY | |

If you wish to add additional U.S. Patent citation information please click the Add button. Add

**U.S.PATENT APPLICATION PUBLICATIONS** Remove

| Examiner Initial* | Cite No | Publication Number | Kind Code[1] | Publication Date | Name of Patentee or Applicant of cited Document | Pages,Columns,Lines where Relevant Passages or Relevant Figures Appear |
|---|---|---|---|---|---|---|
| | 1 | 20050131924 | | 2005-06-16 | JONES DENNIS B | |
| | 2 | 20060128404 | | 2006-06-15 | KLASSEN GERHARD D | |
| | 3 | 20090254843 | | 2009-10-08 | VAN WIE DAVID | |
| | 4 | 20090282369 | | 2009-11-12 | JONES DENNIS BENSON | |
| | 5 | 20100124322 | | 2010-05-20 | BILL DAVID S | |
| | 6 | 20100142542 | | 2010-06-10 | VAN WIE DAVID | |

| INFORMATION DISCLOSURE STATEMENT BY APPLICANT ( Not for submission under 37 CFR 1.99) | Application Number | 18535572 |
|---|---|---|
| | Filing Date | 2023-12-11 |
| | First Named Inventor | Marc A. Cohen |
| | Art Unit | TBD |
| | Examiner Name | TBD |
| | Attorney Docket Number | WRN-1001 |

| | | | | | | |
|---|---|---|---|---|---|---|
| | 7 | 20100205541 | | 2010-08-12 | RAPAPORT JEFFREY A | |
| | 8 | 20100257450 | | 2010-10-07 | GO ALEX SAY | |
| | 9 | 20110047227 | | 2011-02-24 | ARTHURS DAVE W | |
| | 10 | 20120198360 | | 2012-08-02 | WANDERSKI ANUPHINH P | |
| | 11 | 20140067977 | | 2014-03-06 | RASMUSSEN LARS EILSTRUP | |
| | 12 | 20140229855 | | 2014-08-14 | ANDERSON MONICA | |
| | 13 | 20140304505 | | 2014-10-09 | DAWSON WILLIAM JOHNSON | |
| | 14 | 20160344679 | | 2016-11-24 | LANE MIRA | |
| | 15 | 20160380940 | | 2016-12-29 | LAN YAN | |
| | 16 | 20170142036 | | 2017-05-18 | LI SHI KUN | |
| | 17 | 20170163594 | | 2017-06-08 | ANDERSON MONICA | |

| INFORMATION DISCLOSURE STATEMENT BY APPLICANT ( Not for submission under 37 CFR 1.99) | Application Number | 18535572 |
|---|---|---|
| | Filing Date | 2023-12-11 |
| | First Named Inventor | Marc A. Cohen |
| | Art Unit | TBD |
| | Examiner Name | TBD |
| | Attorney Docket Number | WRN-1001 |

| | | | | | | |
|---|---|---|---|---|---|---|
| | 18 | 20170272388 | | 2017-09-21 | BERN ASSAF YOSSEF | |
| | 19 | 20170357422 | | 2017-12-14 | JON TIFFANY | |
| | 20 | 20170366493 | | 2017-12-21 | WILDE BENJAMIN G | |
| | 21 | 20180287982 | | 2018-10-04 | DRAEGER DAVID R | |
| | 22 | 20180293996 | | 2018-10-11 | MORTIS ALAN | |
| | 23 | 20220353129 | | 2022-11-03 | SOMAN SIDDHI | |

If you wish to add additional U.S. Published Application citation information please click the Add button. Add

**FOREIGN PATENT DOCUMENTS** Remove

| Examiner Initial* | Cite No | Foreign Document Number[3] | Country Code[2] ¡ | Kind Code[4] | Publication Date | Name of Patentee or Applicant of cited Document | Pages,Columns,Lines where Relevant Passages or Relevant Figures Appear | T[5] |
|---|---|---|---|---|---|---|---|---|
| | 1 | 2011141624 | WO | | 2011-11-17 | NOKIA CORP | | ☒ |

If you wish to add additional Foreign Patent Document citation information please click the Add button Add

**NON-PATENT LITERATURE DOCUMENTS** Remove

| Examiner Initials* | Cite No | Include name of the author (in CAPITAL LETTERS), title of the article (when appropriate), title of the item (book, magazine, journal, serial, symposium, catalog, etc), date, pages(s), volume-issue number(s), publisher, city and/or country where published. | T[5] |
|---|---|---|---|

| INFORMATION DISCLOSURE STATEMENT BY APPLICANT ( Not for submission under 37 CFR 1.99) | | |
|---|---|---|
| | Application Number | 18535572 |
| | Filing Date | 2023-12-11 |
| | First Named Inventor | Marc A. Cohen |
| | Art Unit | TBD |
| | Examiner Name | TBD |
| | Attorney Docket Number | WRN-1001 |

| | | | |
|---|---|---|---|
| | 1 | "Die, Email, Diel A Flickr Cofounder Aims To Cut Us All Some Slack", Readwriteweb, Lexisnexis, https://advance.lexis.com/api/permalink/33dd79e2-90f5-409d-ae27-5a2c7e86bf31/?context=1000516>. (dated Aug. 14, 2013, 4:15 PM) 2 pages. | ☐ |
| | 2 | "How Slack changed the way we work by putting the customer experience first", Repeat Customer Podcast, Episode 3, [online][retrieved May 9, 2019], Retrieved from the Internet: <URL: https://www.zendesk.com/resources/slack-customer-experience/, (2019) 13 pages. | ☐ |
| | 3 | Adrienne LaFrance, "The Triumph of Email", Atlantic Online, Lexisnexis,https://advance.lexis.com/api/permalink/32d7ddd9-d4c1-4a73-86f7-08ab5842fde6/?context=1000516, (dated Jan. 6, 2016) 5 pages. | ☐ |
| | 4 | ALBA, Davey, "Slack's New Threaded Messages Tame Your Meandering Chats," WIRED, 2017-01-18, 5 pages. | ☐ |
| | 5 | David Auberbach, "Re-Animator. How Stewart Butterfield created Flickr and Slack out of the ashes of failed projects" [online][retrieved May 9, 2019]. Retrieved from the Internet: <URL: https://slate.com/business/2014/05/stewart-butterfield-flickr-and-slack-how-he-snatched-victory-from-the-jaws-of-defeat.html>. (dated May 28, 2014, 2:48 PM) 8 pages. | ☐ |
| | 6 | Ernie Smith, "Picking Up The Slack", TEDIUM, [online][retrieved May 9, 2019], Retrieved from the Internet: <URL: https://tedium.co/2017/10/17/irc-vs-slack-chat-history/>. (dated Oct. 17, 2017) 8 pages. | ☐ |
| | 7 | FLORIN, Hubert, "slack design - Threads in Slack: A Long Design Journey (Part 1 of 2)," SLACK, undated, 9 pages. | ☐ |
| | 8 | FLORIN, Hubert, "slack design - Threads in Slack: A Long Design Journey (Part 2 of 2)," SLACK, undated, 12 pages. | ☐ |
| | 9 | Internet Relay Chat, Wikipedia,, [online][retrieved May 30, 2019]. Retrieved from the Internet: <URL: https://en.wikipedia.org/wiki/Internet_Relay_Chat>. (dated May 28, 2019) 17 pages. | ☐ |
| | 10 | Jonathan Vanian, "Why these startups think chat apps are the next big thing in workplace collaboration", Gigaom, Lexisnexis, https://advance.lexis.com/api/permalink/e83778c8-09c8-43aa-9ba0-88526283de69/?context=1000516, (dated Aug. 1, 2014, 5:45 PM) 4 pages. | ☐ |
| | 11 | LYNLEY, Matthew, "Slack launches threaded messaging to take conversations off to the side," TechCrunch, 2017-01-18, 5 pages. | ☐ |

| INFORMATION DISCLOSURE STATEMENT BY APPLICANT ( Not for submission under 37 CFR 1.99) | | |
|---|---|---|
| | Application Number | 18535572 |
| | Filing Date | 2023-12-11 |
| | First Named Inventor | Marc A. Cohen |
| | Art Unit | TBD |
| | Examiner Name | TBD |
| | Attorney Docket Number | WRN-1001 |

| | | | |
|---|---|---|---|
| | 12 | Matsumoto, T. et al., “Chocoa Communicator—A New Communication System Based on Awareness and Text Communications”, Fujitsu Sci. Tech. J., 36, 2, (Dec. 2000) pp. 154-161. | ☐ |
| | 13 | Matthew Ingram, “Flickr co-founder launches Slack, an all-in-one messaging tool designed to kill email forever”, Gigaom, Lexisnexis, https://advance.lexis.com/api/permalink/0b676b7c-aec3-4560-861e-d030d 1dd008c/?context=1000516, (dated Feb. 12, 2014, 7:03 PM), 2 pages. | ☐ |
| | 14 | Michael Carney, “Slack is thriving on a cocktail of whimsy and great timing”, Pandodaily, Lexisnexis, https://advance.lexis.com/api/permalink/dd2d4ee5-2ddf-4d3a-a1d9-3bcee5e38b74/?context=1000516, (dated Feb. 6, 2015, 2:12 AM) 3 pages. | ☐ |
| | 15 | Mike Issac, “Slack, a Start-Up With an App to Foster Business Collaboration, Is Valued at $1.1 Billion”, The New York Times Blogs (BITS), Lexisnexis, https://advance.lexis.com/api/permalink/3eb84b34-a8f9-4d7d-9573-89d9598a4963/?context=1000516>. (dated Oct. 31, 2014) 2 pages. | ☐ |
| | 16 | NEWTON, Casey, "Slack adds threaded messages to take the clutter out of public channels," The Verge, 2017-01-18, 6 pages. | ☐ |
| | 17 | Oikarinen, J. & Reed, D., “Internet Relay Chat Protocol”, Request for Comments: 1459, Network Working Group, [online][retrieved May 30, 2019], Retrieved from the Internet: <URL: https://www.rfc-editor.org/rfc/rfc1459.txt>. (dated May 1993) 57 pages. | ☐ |
| | 18 | Rebecca Walberg, “Email biggest office waste of time: survey”, National Post, At FP10, Lexisnexis, https://advance.lexis.com/api/permalink/96268e3f-26ad-48ac-a98f-6c39804ebded/?context=1000516, (dated Mar. 4, 2014) 2 pages. | ☐ |
| | 19 | Robert Hof, “Stewart Butterfield On How Slack Became A $2.8 Billion Unicorn”, Forbes, [online][retrieved May 9, 2019]. Retrieved from the Internet: <URL: https://www.forbes.com/sites/roberthof/2015/06/02/stewart-butterfield-on-how-slack-became-a-2-8-billion-unicorn-2/#7c31937d7d9c>. (dated Jun. 2, 2015, 3;25 PM), 4 pages. | ☐ |
| | 20 | ROSANIA, Paul, "slack engineering - Weaving Threads," SLACK, undated, 8 pages. | ☐ |
| | 21 | SLACK, "Using Slack - Use threads to organize discussions," undated, 9 pages. | ☐ |
| | 22 | The Big Pivot w/ Slack's Stewart Butterfield, Masters of Scale Podcast, Episode 13 (Aired Nov. 14, 2017), https://mastersofscale.com/#/stewart-butterfield-the-big-pivot/, (dated Jan. 17, 2018) 21 pages. | ☐ |

| INFORMATION DISCLOSURE STATEMENT BY APPLICANT ( Not for submission under 37 CFR 1.99) | Application Number | 18535572 |
|---|---|---|
| | Filing Date | 2023-12-11 |
| | First Named Inventor | Marc A. Cohen |
| | Art Unit | TBD |
| | Examiner Name | TBD |
| | Attorney Docket Number | WRN-1001 |

| | | | |
|---|---|---|---|
| | 23 | YEUNG, Ken, "Slack introduces threaded replies," VentureBeat, 2017-01-18, 9 pages. | ☐ |

If you wish to add additional non-patent literature document citation information please click the Add button Add

**EXAMINER SIGNATURE**

| Examiner Signature | | Date Considered | |
|---|---|---|---|

*EXAMINER: Initial if reference considered, whether or not citation is in conformance with MPEP 609. Draw line through a citation if not in conformance and not considered. Include copy of this form with next communication to applicant.

[1] See Kind Codes of USPTO Patent Documents at www.USPTO.GOV or MPEP 901.04. [2] Enter office that issued the document, by the two-letter code (WIPO Standard ST.3). [3] For Japanese patent documents, the indication of the year of the reign of the Emperor must precede the serial number of the patent document. [4] Kind of document by the appropriate symbols as indicated on the document under WIPO Standard ST.16 if possible. [5] Applicant is to place a check mark here if English language translation is attached.

| INFORMATION DISCLOSURE STATEMENT BY APPLICANT ( Not for submission under 37 CFR 1.99) | | |
|---|---|---|
| | Application Number | 18535572 |
| | Filing Date | 2023-12-11 |
| | First Named Inventor | Marc A. Cohen |
| | Art Unit | TBD |
| | Examiner Name | TBD |
| | Attorney Docket Number | WRN-1001 |

**CERTIFICATION STATEMENT**

Please see 37 CFR 1.97 and 1.98 to make the appropriate selection(s):

☐ That each item of information contained in the information disclosure statement was first cited in any communication from a foreign patent office in a counterpart foreign application not more than three months prior to the filing of the information disclosure statement. See 37 CFR 1.97(e)(1).

**OR**

☐ That no item of information contained in the information disclosure statement was cited in a communication from a foreign patent office in a counterpart foreign application, and, to the knowledge of the person signing the certification after making reasonable inquiry, no item of information contained in the information disclosure statement was known to any individual designated in 37 CFR 1.56(c) more than three months prior to the filing of the information disclosure statement. See 37 CFR 1.97(e)(2).

☐ See attached certification statement.

☐ The fee set forth in 37 CFR 1.17 (p) has been submitted herewith.

☒ A certification statement is not submitted herewith.

**SIGNATURE**

A signature of the applicant or representative is required in accordance with CFR 1.33, 10.18. Please see CFR 1.4(d) for the form of the signature.

| | | | |
|---|---|---|---|
| Signature | /Robert Plotkin/ | Date (YYYY-MM-DD) | 2023-12-14 |
| Name/Print | Robert Plotkin | Registration Number | 43861 |

This collection of information is required by 37 CFR 1.97 and 1.98. The information is required to obtain or retain a benefit by the public which is to file (and by the USPTO to process) an application. Confidentiality is governed by 35 U.S.C. 122 and 37 CFR 1.14. This collection is estimated to take 1 hour to complete, including gathering, preparing and submitting the completed application form to the USPTO. Time will vary depending upon the individual case. Any comments on the amount of time you require to complete this form and/or suggestions for reducing this burden, should be sent to the Chief Information Officer, U.S. Patent and Trademark Office, U.S. Department of Commerce, P.O. Box 1450, Alexandria, VA 22313-1450. DO NOT SEND FEES OR COMPLETED FORMS TO THIS ADDRESS. **SEND TO: Commissioner for Patents, P.O. Box 1450, Alexandria, VA 22313-1450.**

## Privacy Act Statement

The Privacy Act of 1974 (P.L. 93-579) requires that you be given certain information in connection with your submission of the attached form related to a patent application or patent. Accordingly, pursuant to the requirements of the Act, please be advised that: (1) the general authority for the collection of this information is 35 U.S.C. 2(b)(2); (2) furnishing of the information solicited is voluntary; and (3) the principal purpose for which the information is used by the U.S. Patent and Trademark Office is to process and/or examine your submission related to a patent application or patent. If you do not furnish the requested information, the U.S. Patent and Trademark Office may not be able to process and/or examine your submission, which may result in termination of proceedings or abandonment of the application or expiration of the patent.

The information provided by you in this form will be subject to the following routine uses:

1. The information on this form will be treated confidentially to the extent allowed under the Freedom of Information Act (5 U.S.C. 552) and the Privacy Act (5 U.S.C. 552a). Records from this system of records may be disclosed to the Department of Justice to determine whether the Freedom of Information Act requires disclosure of these record s.

2. A record from this system of records may be disclosed, as a routine use, in the course of presenting evidence to a court, magistrate, or administrative tribunal, including disclosures to opposing counsel in the course of settlement negotiations.

3. A record in this system of records may be disclosed, as a routine use, to a Member of Congress submitting a request involving an individual, to whom the record pertains, when the individual has requested assistance from the Member with respect to the subject matter of the record.

4. A record in this system of records may be disclosed, as a routine use, to a contractor of the Agency having need for the information in order to perform a contract. Recipients of information shall be required to comply with the requirements of the Privacy Act of 1974, as amended, pursuant to 5 U.S.C. 552a(m).

5. A record related to an International Application filed under the Patent Cooperation Treaty in this system of records may be disclosed, as a routine use, to the International Bureau of the World Intellectual Property Organization, pursuant to the Patent Cooperation Treaty.

6. A record in this system of records may be disclosed, as a routine use, to another federal agency for purposes of National Security review (35 U.S.C. 181) and for review pursuant to the Atomic Energy Act (42 U.S.C. 218(c)).

7. A record from this system of records may be disclosed, as a routine use, to the Administrator, General Services, or his/her designee, during an inspection of records conducted by GSA as part of that agency's responsibility to recommend improvements in records management practices and programs, under authority of 44 U.S.C. 2904 and 2906. Such disclosure shall be made in accordance with the GSA regulations governing inspection of records for this purpose, and any other relevant (i.e., GSA or Commerce) directive. Such disclosure shall not be used to make determinations about individuals.

8. A record from this system of records may be disclosed, as a routine use, to the public after either publication of the application pursuant to 35 U.S.C. 122(b) or issuance of a patent pursuant to 35 U.S.C. 151. Further, a record may be disclosed, subject to the limitations of 37 CFR 1.14, as a routine use, to the public if the record was filed in an application which became abandoned or in which the proceedings were terminated and which application is referenced by either a published application, an application open to public inspections or an issued patent.

9. A record from this system of records may be disclosed, as a routine use, to a Federal, State, or local law enforcement agency, if the USPTO becomes aware of a violation or potential violation of law or regulation.

UNITED STATES
PATENT AND TRADEMARK OFFICE

P.O. Box 1450
Alexandria, VA 22313 - 1450
www.uspto.gov

# ELECTRONIC ACKNOWLEDGEMENT RECEIPT

| APPLICATION # | RECEIPT DATE / TIME | ATTORNEY DOCKET # |
|---|---|---|
| **18/535,572** | **12/14/2023 02:14:49 PM Z ET** | **WRN.1001** |

## Title of Invention

SYSTEM AND METHODS FOR SUBSIDIARY CHANNEL-BASED THREAD COMMUNICATIONS

## Application Information

| | | | |
|---|---|---|---|
| APPLICATION TYPE | Utility - Nonprovisional Application under 35 USC 111(a) | PATENT # | - |
| CONFIRMATION # | 8749 | FILED BY | Julie Jager |
| PATENT CENTER # | 63616571 | FILING DATE | - |
| CUSTOMER # | 144359 | FIRST NAMED INVENTOR | Marc A. Cohen |
| CORRESPONDENCE ADDRESS | - | AUTHORIZED BY | Robert Plotkin |

## Documents

**TOTAL DOCUMENTS: 26**

| DOCUMENT | PAGES | DESCRIPTION | SIZE (KB) |
|---|---|---|---|
| WRN-1001_Transmittal-Letter.pdf | 1 | Transmittal Letter | 494 KB |
| WRN-1001-NPL-001.pdf | 4 | Non Patent Literature | 217 KB |
| WRN-1001_PTO_IDS-Form.pdf | 9 | Information Disclosure Statement (IDS) Form (SB08) | 1022 KB |
| WRN-1001-Foreign-001-FOR.pdf | 34 | Foreign Reference | 1044 KB |
| WRN-1001-NPL-004.pdf | 5 | Non Patent Literature | 357 KB |
| WRN-1001-NPL-006.pdf | 15 | Non Patent Literature | 882 KB |

| | | | |
|---|---|---|---|
| WRN-1001-NPL-007.pdf | 9 | Non Patent Literature | 638 KB |
| WRN-1001-NPL-003.pdf | 16 | Non Patent Literature | 4237 KB |
| WRN-1001-NPL-008.pdf | 12 | Non Patent Literature | 749 KB |
| WRN-1001-NPL-011.pdf | 5 | Non Patent Literature | 323 KB |
| WRN-1001-NPL-010.pdf | 10 | Non Patent Literature | 1042 KB |
| WRN-1001-NPL-012.pdf | 8 | Non Patent Literature | 519 KB |
| WRN-1001-NPL-009.pdf | 21 | Non Patent Literature | 2376 KB |
| WRN-1001-NPL-005.pdf | 7 | Non Patent Literature | 6107 KB |
| WRN-1001-NPL-002.pdf | 20 | Non Patent Literature | 8924 KB |
| WRN-1001-NPL-013.pdf | 8 | Non Patent Literature | 714 KB |
| WRN-1001-NPL-015.pdf | 4 | Non Patent Literature | 609 KB |
| WRN-1001-NPL-016.pdf | 6 | Non Patent Literature | 535 KB |
| WRN-1001-NPL-017.pdf | 57 | Non Patent Literature | 573 KB |
| WRN-1001-NPL-018.pdf | 1 | Non Patent Literature | 911 KB |
| WRN-1001-NPL-019.pdf | 4 | Non Patent Literature | 611 KB |
| WRN-1001-NPL-020.pdf | 8 | Non Patent Literature | 448 KB |
| WRN-1001-NPL-021.pdf | 9 | Non Patent Literature | 403 KB |
| WRN-1001-NPL-022.pdf | 3 | Non Patent Literature | 1630 KB |
| WRN-1001-NPL-014.pdf | 21 | Non Patent Literature | 13146 KB |
| WRN-1001-NPL-023.pdf | 9 | Non Patent Literature | 630 KB |

## Digest

| DOCUMENT | MESSAGE DIGEST(SHA-512) |
|---|---|
| WRN-1001_Transmittal-Letter.pdf | 8655097121E19C3B2C17C851DA08884AFC0F2D2A2BDE0E53D9CB581F01E1E07F7AF8CA30F4857BE737710BEF135ED2D11520B813A00357CEF60E7BF410446A40 |
| WRN-1001-NPL-001.pdf | 8E8839DEC39713CB6CBA6F1CB5D5BD65A98EFDE7708D2A579513241D3BA5B2C4B28DA207091A2DF499BE433FC28AAA98925E03B19B5E582244E0E074581EB787 |
| WRN-1001_PTO_IDS-Form.pdf | C88DBF186DA3DFF6FED35911D078056070A1A1FAB2153995447AD61BED7027424842A565F68B42EDA1613500EF0D9D80D729C788EF39C684689FA91DBD197A45 |
| WRN-1001-Foreign-001-FOR.pdf | 6E86AA96F5269A90EEFD8FCA24CC4E10FB9850B33128C5C5D40F582A19F7F03108BDB2B792BD94556F3185190FE5BD0BA6DA9097C7BCE48BC5020FFE494FC1C3 |
| WRN-1001-NPL-004.pdf | 2D1FFED47FE3E1AFF06F271BFF4BB473EA0AD22F862500A683EDB6AA92626D63245E21FDBE8C2222E2ACC8C0FEBE496BA28D529B02F71678100962826ECDF880 |
| WRN-1001-NPL-006.pdf | E5EF2D352FCC47E87D85CA09CF43C6284AC58232C156E6395CCF70F479E0F4DD3366BB652C0E6D111BCCE37BC4C9D6ADA6C7797B335EF07484B8DBE91BE15F30 |
| WRN-1001-NPL-007.pdf | C43605E6709CED2FEA774B0702E0F793FA1C35360A098521738C3E21C03E002BB2BF768E4938AF031935E77193CC1C7EF31791613D40B2B1F3D126BCCB051E79 |
| WRN-1001-NPL-003.pdf | C7D827B41D7192EDBE881850EFFDB5582AD6DC171D330B5FDCEAF15056338E6C4A1E5484226E8A1BFD1950C10EA9592BE5FECB8E8B3D64916C996D5E51E8C64C |
| WRN-1001-NPL-008.pdf | 6D8C616CB644A86066B6F604BF12C64ADB9EA9A65781258EAF58660F3A99B68228CABDA0B4ED3FEFF8D9FB55B8A35C95ACF3A1726A06ECB0320D80FB57E060DC |

| | |
|---|---|
| WRN-1001-NPL-011.pdf | 408BD1CD7AD9F4C12B6A0BF4BF4E5B4D4D1ADF57D997CD12A030E6567039BA7E6FE1ADF9413CDD8E3A39CF13E952E9DE9B5C58783D272BA579B1D3868F971752 |
| WRN-1001-NPL-010.pdf | CE268BACA018F81A8E513231473E5EACB17767E745718AFBFFB367DE2024E6450B391B6838FD44133A4D4B4684B04FA0B64545125361F91A2CF15EA61E336CEC |
| WRN-1001-NPL-012.pdf | 93B5F8DDB8877D17648C9CCD35C73E3C708C9E822FB5DE66C79E637843CEF96604B4F13470868178E937589D2A0908E16200F16EF4A04A61BEB447E579316FE5 |
| WRN-1001-NPL-009.pdf | 3D2F1B99C869B72A1DDB698C291DAF5A8B4FC54E0A1BDC7A0A45CE07F3E12BFDF3CDF66724F9488037B55F26AF728B246DB5F439726D6D4989E9303FA151665B |
| WRN-1001-NPL-005.pdf | FB056C3437EC8EB54359496A17907407FE7F6E414BD072C14BAE0826474D6FABB56476967E29BFB140383E0D832208F076E11EBE1BEB21F39B9EBBD076ADE7A9 |
| WRN-1001-NPL-002.pdf | ABB192888D1A07F30FBDF576F1BFDF1A7426B79F515525BE79924397B671328E6871EA872426D6BF91882EB3B62A81C343B96201D724B03A0E22A0313200A83F |
| WRN-1001-NPL-013.pdf | C372D01FA4A986FA4FBB02F089E572EF9C3F165A2BBBFA82E1E438C8F84C7E49DDFD7B2A830A9FDC7F597BFF429A99B2FECAD2E6CDF5FBF8BC6A55767CC65197 |
| WRN-1001-NPL-015.pdf | 15895D32EE0F7DABBC8DF01E94EBDD03DDAC27C360B85FBE889AF4E3850D644573C4D59DF3B132D7CD26EB8616E921AC8A7E31DEE2B37C926DCB5C4FD334CC0B |
| WRN-1001-NPL-016.pdf | 45D7F7ECEF475295D54BDB2B9259EF26377193BA6D9C9F05C0684A36A68DCBAA7BDB7C128883D0D8BD60552C40A3B6311279BE599514864BE8441FBDB44E3F01 |
| WRN-1001-NPL-017.pdf | FC5DB499E20CE0E2790EF85C0074BD1EA3ACB2A22C8F2DA329650672 4D5B04BDD77F021598F2477495FA5D8379146FE42ADB0E0F910F83B3DC9BCD2BA8E3D85E |

| | |
|---|---|
| WRN-1001-NPL-018.pdf | 075C00502C856D633004CE2060155F644FDA4726E03F2D14879D925540CFACAF6EBE8FA272849794147CF2B3D4BB364F2FE9D72FF4CAF100FDEBF553C8EA18EA |
| WRN-1001-NPL-019.pdf | F01D0AD4C273EB9F9B5953CCC1A58187B1EA24175E0FF8424EE0C6197B6B67414758F91ACC0AB18D084A4F8F0E703601AB83130555460B566F0F41A543C07ABB |
| WRN-1001-NPL-020.pdf | 799BC774E0EF3D43C40790F33D79D46981D15D4287CEAE49331A203D5DCFA92FA87395937939F5A83548956DACDD0B63C484B6EF80BD9D52CBDBD4CA84866A53 |
| WRN-1001-NPL-021.pdf | A84C0F325711A33BB33E7B2A86712E42CEACC6D9056A51E17FFA646D3256790FB0414DD9973759DDC9C675C707AD5F6BDCB9D8B62F55B61C60BA923E32372420 |
| WRN-1001-NPL-022.pdf | FCF9B0147D410D8D6752173A5F76A664306EE84E368877767DB13AF5FF43FBCD4BE6A2F60BA796926A3AB077F523DDADACFE5D98EDFCC67820B15C2C3353B88C |
| WRN-1001-NPL-014.pdf | 10B6A9867375DF795F849503697444DFB4314C5B750F38ECD15AACFC47F569572BBF7483CBB9F07C27D6C292717CA29D3AE8F4FA9BAE68F3EAB8E2EFADE6B5DD |
| WRN-1001-NPL-023.pdf | 222872458159841930EA7B2DB7237072F513A3ED9649777FFBED690A060505ED71852AC744C26BB580AE31271D652B7C2B3BF8F81401C14FF0416911B986490B |

This Acknowledgement Receipt evidences receipt on the noted date by the USPTO of the indicated documents, characterized by the applicant, and including page counts, where applicable. It serves as evidence of receipt similar to a Post Card, as described in MPEP 503.

**New Applications Under 35 U.S.C. 111**

If a new application is being filed and the application includes the necessary components for filing date (see 37 CFR 1.53(b)-(d) and MPEP 506), a Filing Receipt (37 CFR 1.54) will be issued in due course and the date shown on this Acknowledgement Receipt will establish the filing date of the application

**National Stage of an International Application under 35 U.S.C. 371**

If a timely submission to enter the national stage of an international application is compliant with the conditions of 35 U.S.C. 371 and other applicable requirements a Form PCT/DO/EO/903 indicating acceptance of the application as a national stage submission under 35 U.S.C. 371 will be issued in addition to the Filing Receipt, in due course.

**New International Application Filed with the USPTO as a Receiving Office**

If a new international application is being filed and the international application includes the necessary components for an

international filing date (see PCT Article 11 and MPEP 1810), a Notification of the International Application Number and of the International Filing Date (Form PCT/RO/105) will be issued in due course, subject to prescriptions concerning national security, and the date shown on this Acknowledgement Receipt will establish the international filing date of the application.

| INFORMATION DISCLOSURE STATEMENT BY APPLICANT | | |
|---|---|---|
| | **Application Number** | 18/535,572 |
| | **Filing Date** | 12/11/2023 |
| | **First Named Inventor** | Marc A. Cohen |
| | **Art Unit** | TBD |
| | **Client Number** | WRN |
| Page 1 of 1 | **Matter Number** | 1001 |

## GENERAL

Pursuant to 37 C.F.R. 1.97 and 1.98 and to the duty of disclosure set forth in 37 C.F.R. 1.56, the Examiner in charge of the above-identified application is requested to consider and make of record the references listed herewith. A copy of each listed reference, other than U.S. patents/applications and references cited in a parent application, is enclosed.

Although the information submitted herewith may be "material" to the Examiner's consideration of the subject application, this submission is not intended to constitute an admission that such information is "prior art" as to the claimed invention, nor is it intended to constitute an admission that such information is "analogous prior art".

In accordance with 37 C.F.R. 1.97(g), the filing of this Information Disclosure Statement shall not be construed to mean that a search has been made.

## TIMING

In accordance with 37 CFR 1.97(b), this Information Disclosure Statement is being filed within three months of the filing of a national application other than a continued prosecution application under 37 CFR 1.53(d); within three months of the date of entry of the national stage as set forth in 37 CFR 1.491 in an international application; before the mailing of a first Office Action on the merits; or before the mailing of a first Office Action after the filing of a request for continued examination under 37 CFR 1.114.

## CERTIFICATION STATEMENT

No certification statement is required. This Information Disclosure Statement is being filed in accordance with 37 CFR 1.97(b).

## FEE

No fee is required. This Information Disclosure Statement is being filed in accordance with 37 CFR 1.97(b).

If necessary, the Director is hereby authorized to charge or credit Deposit Account No. 601293 for any additional fees, or any underpayment or credit for overpayment in connection herewith. Please reference attorney docket number WRN-1001 for any such charge or credit.

## ADDITIONAL COMMENTS

## SIGNATURE

| | | | |
|---|---|---|---|
| **Signature** | /Robert Plotkin/ | **Date** | 2023-12-14 |
| **Name** | Robert Plotkin | **Registration Number** | 43861 |

SyncIDS.com

Espacenet

## Bibliographic data: WO2011141624 (A1) — 2011-11-17

APPARATUS AND METHOD FOR PROVIDING NOTIFICATIONS


**Inventor(s):** RAGHAVENDRA SUDHINDRA NANDAN [IN] ± (RAGHAVENDRA, SUDHINDRA NANDAN)

**Applicant(s):** NOKIA CORP [FI]; RAGHAVENDRA SUDHINDRA NANDAN [IN] ± (NOKIA CORPORATION, ; RAGHAVENDRA, SUDHINDRA NANDAN)



**Classification:** **- international:** *H04L51/00; H04W4/12*
**- cooperative:** H04L51/224 (EP); H04L51/58 (EP)

**Application number:** WO2011FI50411 20110504 Global Dossier

**Priority number(s):** IN2010DEL1111 20100512



Abstract of WO2011141624 (A1)

An apparatus comprising means for determining that an event has occurred in a first application; means for determining a current operating status of said apparatus; means for generating a main notification based on said current operating status; and means for outputting said main notification based on said current operating status.

(12) INTERNATIONAL APPLICATION PUBLISHED UNDER THE PATENT COOPERATION TREATY (PCT)

(19) World Intellectual Property Organization
International Bureau

(43) International Publication Date
17 November 2011 (17.11.2011)

PCT

(10) International Publication Number
WO 2011/141624 A1

(51) International Patent Classification:
*H04W 4/12* (2009.01) *H04L 12/58* (2006.01)

(21) International Application Number:
PCT/FI2011/050411

(22) International Filing Date:
4 May 2011 (04.05.2011)

(25) Filing Language: English

(26) Publication Language: English

(30) Priority Data:
1111/DEL/2010 12 May 2010 (12.05.2010) IN

(71) Applicant *(for all designated States except US)*: **NOKIA CORPORATION** [FI/FI]; Keilalahdentie 4, FI-02150 Espoo (FI).

(72) Inventor; and
(75) Inventor/Applicant *(for US only)*: **RAGHAVENDRA, Sudhindra Nandan** [IN/IN]; No. 257, 1 Floor, 18th Main, 5th Cross, 6th Block, Koramangala, Bangalore 560095 (IN).

(74) Agents: **Aarnio, Ari** et al.; Nokia Corporation, IPR Department, Keilalahdentie 4, FI-02150 Espoo (FI).

(81) Designated States *(unless otherwise indicated, for every kind of national protection available)*: AE, AG, AL, AM, AO, AT, AU, AZ, BA, BB, BG, BH, BR, BW, BY, BZ, CA, CH, CL, CN, CO, CR, CU, CZ, DE, DK, DM, DO, DZ, EC, EE, EG, ES, FI, GB, GD, GE, GH, GM, GT, HN, HR, HU, ID, IL, IN, IS, JP, KE, KG, KM, KN, KP, KR, KZ, LA, LC, LK, LR, LS, LT, LU, LY, MA, MD, ME, MG, MK, MN, MW, MX, MY, MZ, NA, NG, NI, NO, NZ, OM, PE, PG, PH, PL, PT, RO, RS, RU, SC, SD, SE, SG, SK, SL, SM, ST, SV, SY, TH, TJ, TM, TN, TR, TT, TZ, UA, UG, US, UZ, VC, VN, ZA, ZM, ZW.

(84) Designated States *(unless otherwise indicated, for every kind of regional protection available)*: ARIPO (BW, GH, GM, KE, LR, LS, MW, MZ, NA, SD, SL, SZ, TZ, UG, ZM, ZW), Eurasian (AM, AZ, BY, KG, KZ, MD, RU, TJ, TM), European (AL, AT, BE, BG, CH, CY, CZ, DE, DK, EE, ES, FI, FR, GB, GR, HR, HU, IE, IS, IT, LT, LU, LV, MC, MK, MT, NL, NO, PL, PT, RO, RS, SE, SI, SK, SM, TR), OAPI (BF, BJ, CF, CG, CI, CM, GA, GN, GQ, GW, ML, MR, NE, SN, TD, TG).

**Published**:

— *with international search report (Art. 21(3))*

— *before the expiration of the time limit for amending the claims and to be republished in the event of receipt of amendments (Rule 48.2(h))*

(54) Title: APPARATUS AND METHOD FOR PROVIDING NOTIFICATIONS

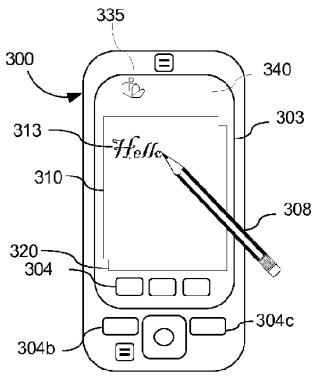


Fig 3d

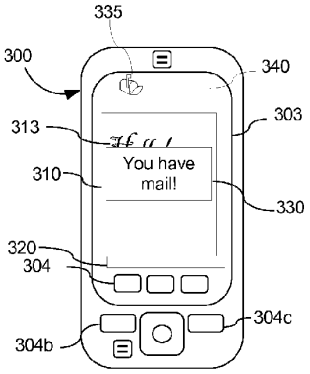


Fig 3e

(57) Abstract: An apparatus comprising means for determining that an event has occurred in a first application; means for determining a current operating status of said apparatus; means for generating a main notification based on said current operating status; and means for outputting said main notification based on said current operating status.

WO 2011/141624 A1

# APPARATUS AND METHOD FOR PROVIDNG NOTIFICATIONS

## FIELD

The present application relates to an apparatus and a method for improved notifications.

## BACKGROUND

More and more electronic apparatuses such as mobile phones, MP3 players, Personal Digital Assistants (PDAs) are becoming smaller and smaller while having more and more information stored and/or accessible through them. Users are relying on these devices and becoming all the more dependant on them and often execute or run multiple applications simultaneously.

However, as the available display space is still rather limited only one or a few applications are clearly visible at any given point in time.

Should an event take place in an application that is not currently active or displayed a notification is output to inform the user of this event. Examples of such notifications are pop-up windows that are displayed to inform the user that for example a message has been received.

Such notifications often interrupt the user from his current activity and requires that an action to be handled, either to close it or to take other action on the notification and the application it relates to.

To avoid being interrupted a user may choose to switch of such notifications. In some systems only a discrete notification is then given, such as a small icon in a status bar. However, these small and discrete icons have then disadvantage of not always being detected and the user may thus not be aware that the event has taken place.

An apparatus that does not interrupt a user while still conveying all necessary information would thus be useful in modern day society.

SUMMARY

On this background, it would be advantageous to provide an apparatus, a computer program stored on a storage medium and a method that overcomes or at least reduces the drawbacks indicated above by providing an apparatus that detects the current operating status and outputs the notification accordingly.

The disclosed embodiments provide an apparatus comprising at least one memory and at least one processor also referred to herein as a controller configured to: determine that an event has occurred in a first application; determine a current operating status of said apparatus; generate a main notification based on said current operating status; and output said main notification based on said current operating status.

The aspects of the disclosed embodiments are also directed to providing a method for execution on an apparatus comprising a processor wherein said processor is configured to execute said method, said method

comprising: determining that an event has occurred in a first application; determining a current operating status of said apparatus; generating a main notification based on said current operating status; and outputting said main notification based on said current operating status.

The aspects of the disclosed embodiments are also directed to providing a computer readable medium including at least computer program code for controlling a user interface, said computer readable medium comprising: software code for determining that an event has occurred in a first application; software code for determining a current operating status of said apparatus; software code for generating a main notification based on said current operating status; and software code for outputting said main notification based on said current operating status.

The aspects of the disclosed embodiments are also directed to providing a computer program product for execution on an apparatus, said computer program comprising software code for determining that an event has occurred in a first application; software code for determining a current operating status of said apparatus; software code for generating a main notification based on said current operating status; and software code for outputting said main notification based on said current operating status.

The aspects of the disclosed embodiments are also directed to providing an apparatus comprising: means for determining that an event has occurred in a first application; means for determining a current operating status of said apparatus; means for generating a main

notification based on said current operating status; and means for outputting said main notification based on said current operating status.

Further objects, features, advantages and properties of device, method and computer readable medium according to the present application will become apparent from the detailed description.

BRIEF DESCRIPTION OF THE DRAWINGS

In the following detailed portion of the present description, the teachings of the present application will be explained in more detail with reference to the example embodiments shown in the drawings, in which:

Figs. 1 are plane front views of an apparatus according to an embodiment,
Fig. 2 is a block diagram illustrating the general architecture of a device of Fig. 2 in accordance with the present application,
Figs. 3 are plane front views of an apparatus according to an embodiment,
Figs. 4 are plane front views of an apparatus according to an embodiment, and
Figs. 5 are flow charts each describing a method according to an embodiment.

DETAILED DESCRIPTION

In the following detailed description, the apparatus, the method and the software product according to the teachings for this application in the form of a cellular/mobile phone will be described by the

embodiments. It should be noted that although only a mobile phone is described the teachings of this application can also be used in any electronic device such as in portable electronic devices such as media players, game consoles, laptops, Personal Digital Assistants (PDAs), mobile communication terminals, electronic books and notepads and other electronic devices offering access to information.

An embodiment of a mobile terminal 100 is illustrated in FIG. 1. The mobile terminal 100 comprises a speaker or earphone 102, a microphone 106, a main or first display 103 and a set of keys 104 which may include a keypad 104a of common ITU-T type (alpha-numerical keypad representing characters "0"-"9", "*" and "#") and certain other keys such as soft keys 104b, 104c and a joystick 105 or other type of navigational input device (fig 1a).

In one embodiment (fig 1b) the mobile terminal has a touch display 103 which is capable of receiving touch input from a user. In such an embodiment some or all of the keys of the keypad 104 are implemented as virtual keys being displayed on the touch display 103. In one embodiment a controller (shown in fig 2) is configured to receive hand writing input.

The internal component, software and protocol structure of the mobile terminal 100 will now be described with reference to FIG. 2. The mobile terminal has a processor or controller 200 which is responsible for the overall operation of the mobile terminal and may be implemented by any commercially available CPU ("Central Processing Unit"), DSP ("Digital Signal Processor") or any other electronic programmable logic device. The controller 200

has associated electronic memory 202 such as Random Access Memory (RAM) memory, Read Only memory (ROM) memory, Electrically Erasable Programmable Read-Only Memory (EEPROM) memory, flash memory, or any combination thereof. The memory 202 is used for various purposes by the controller 200, one of them being for storing data used by and program instructions for various software in the mobile terminal. The software includes a real-time operating system 220, drivers for a man-machine interface (MMI) 234, an application handler 232 as well as various applications. The applications can include a message text editor 250, a notepad application 260, as well as various other applications 270, such as applications for voice calling, video calling, sending and receiving Short Message Service (SMS) messages, Multimedia Message Service (MMS) messages or email, web browsing, an instant messaging application, a phone book application, a calendar application, a control panel application, a camera application, one or more video games, a notepad application, etc. It should be noted that two or more of the applications listed above may be executed as the same application

The MMI 234 also includes one or more hardware controllers, which together with the MMI drivers cooperate with the first display 236/103, and the keypad 238/104 as well as various other Input/Output devices such as microphone, speaker, vibrator, ringtone generator, LED indicator, etc. As is commonly known, the user may operate the mobile terminal through the man-machine interface thus formed.

The software also includes various modules, protocol stacks, drivers, etc., which are commonly designated as

230 and which provide communication services (such as transport, network and connectivity) for an RF interface 206, and optionally a Bluetooth interface 208 and/or an IrDA interface 210 for local connectivity. The RF interface 206 comprises an internal or external antenna as well as appropriate radio circuitry for establishing and maintaining a wireless link to a base station. As is well known to a man skilled in the art, the radio circuitry comprises a series of analogue and digital electronic components, together forming a radio receiver and transmitter. These components include, band pass filters, amplifiers, mixers, local oscillators, low pass filters, Analog to Digital and Digital to Analog (AD/DA) converters, etc.

The mobile terminal also has a Subscriber Identity Module (SIM) card 204 and an associated reader. As is commonly known, the SIM card 204 comprises a processor as well as local work and data memory.

Fig 3 illustrates a plane front view of an apparatus according to the teachings of this application.

At least one processor or controller comprised in said apparatus is configured to execute a first application 320. In one example embodiment such first application is a message handling application.

As is known the controller is configured to create a notification as the apparatus receives an incoming message and provide a user with said notification.

According to the teachings of the present application the controller is also configured to execute a second

application 310. In this example the second application 310 is active and displayed (fully visible) on the display 303.

In order to not interrupt a user who is engaged with the second application 310 when an event takes place in the first application 320 the controller is configured to determine a current operating status of the apparatus 300 and based on this current operating status generate a notification 330, 335 and determine the manner in which to output the notification 330, 335.

In one embodiment the controller is configured to determine whether another application, such as the second application 310 is currently active.

In one embodiment, see figure 3b, the second application 310 is a video playback application which is currently showing a video file 315 and the controller determines that the notification 330 should be output as a small (discrete) icon in a status bar 340.

In one embodiment the controller is further configured to not play a sound when the notification is out put if the second application 310 is currently showing a video file.

In this manner a user is notified that an event has taken place in another application 320 than the one currently active 310 without being interrupted. The small icon does not interrupt the viewing of the video file 315 and the sound is also not disturbed.

In one embodiment the second application is a music playback application 310 which is currently playing a

music file 317. In this example embodiment the controller is configured to output the notification 330 audibly. The audible notification 330 is a simple beep in one embodiment, a synthesized voice conveying information on the event in one embodiment or a music file in one embodiment.

As a user is most likely not looking at the apparatus while listening to music the user would not be able to see a displayed notification and by outputting an audible notification the user is made aware of the event.

In one embodiment the controller is configured to output the notification audibly irrespective of the current user settings or profile chosen. This is to avoid that a notification goes unnoticed even if a silent profile is used. As the user is listening to music it can be safely assumed that there is no risk in playing an additional sound.

In one embodiment the second application 310 is an application that is configured for receiving user input. One example of such an application is a text edit application which is configured to receive text input form a user.

The controller is configured to determine whether the second application 310 is currently in active use by determining whether user input is currently being received. In one embodiment the controller is configured to determine that the second application is in active use if user input has been received within a lapsed time period.

If it is determined that the second application 310 is in active use the controller is configured to create a main notification 330 which is displayed when it is determined that the second application is no longer in active use. In one embodiment the second application 310 is no longer in active use when it does not receive user input. In one embodiment the second application 310 is no longer in active use when it has not received user input within a time period. In one embodiment the second application 310 is no longer in active use when an action in the application 310 is completed. In one embodiment the second application 310 is no longer in active use when the application 310 is terminated, see fig 3d and e.

In figure 3d the second application 310 is a text editor and which is currently receiving user input in the form of text 313 ("Hello") from a user using a stylus 308 on the touch display 303. The controller thus determines that the second application 310 is currently in active use.

As the second application 310 no longer receives user input (which is indicated in figure 3e by the absence of the stylus and the finished text "Hello!") the controller is configured to determine that the apparatus is no longer in active use whereby the current operating status has changed and display a (main) notification 330. In this example the notification is in the form of a popup window having an informative text ("You have mail!").

In one embodiment the notification is output as the second application is closed.

In one embodiment the notification is output as the second application is minimized.

The user is thus not interrupted while actively using the second application.

In one embodiment the controller is further configured to display a small or discrete second notification 335 that does not interrupt the use of the second application. In figure 3d a small icon 335 is displayed in the status bar 340.

In one embodiment the controller is configured to only output a discrete notification, in the example above the controller is configured to display the small icon 335 if the second application is in active use. And to output a notification that is easy to recognize if the second application 310 is not in active use. In the example above the controller is configured to output the popup window 330.

An apparatus according to the teachings of this application comprises a controller that is thus configured to determine whether a second application is in active use or not and depending on this either output a discrete non-disruptive notification, if any at all, and if the second application is not in active use to display a disruptive notification. In one embodiment the controller is also configured to postpone the output of the disruptive notification.

In one embodiment the controller is configured to estimate the time left for completing a currently ongoing task and to determine whether the urgency of the event

and the notification is lower than the time needed to finish or complete the task and if so postpone the output of the notification until the task is completed. In other words, if the time needed to complete the task is shorter than a time limit for the event then the output of the notification is postponed.

An example of such an embodiment is when the event is that a battery has reached a level where only 15 minutes of operating time is left. If the current operating status is that a user is typing a short text message (Short Message Service, SMS, type message) the output of the battery level indication notification is postponed until the text message has been completed. Such short messages are usually completed in seconds and rarely take more than a minute or two to complete. In this case the time available for the notification (15 minutes) is higher than the time estimated for completing the task (up to 2 minutes). Whereas if the current operating status is that a user is typing a text document the output of the battery level indication notification is not postponed until the text document has been completed. In this case the time available for the notification (15 minutes) is lower than the time estimated for completing the task of inputting the text document, a task that may take hours or even days.

This has the benefit that a user is not interrupted while doing short tasks with notifications that are not urgent. This also prevents a user from having to start all over with a task if he chooses to cancel the ongoing task to handle the notification.

Figure 4 shows an embodiment of an apparatus according to the teachings of this application. A mobile phone 400 is currently executing a first application 420 and a second application 410.

As is known some apparatuses such as mobile phone are capable of operating at different modes, where each mode specifies how alerts should be given, that is what tone should be used, what volume level, should a tactile alert be given, etc. A common name for such modes is profiles.

In one embodiment the current profile is visually indicated on the display 403 with an icon 450 in the status bar 440.

In one embodiment the controller is configured to determine whether a profile that specifies a silent or discrete environment such as silent or office is currently active. In figure 4a this is indicated by the profile icon 450 in the status bar 440 being a crossed over note (indicating a silent profile).

As an event occurs (such as receiving an email in another application) the controller is configured to determine whether a discrete profile is currently active and if so postpone the major notification until the profile is changed.

This allows a user to not be disturbed while the discrete profile is active while still being served with the notification so that no information is lost. This is highly beneficial in situations where the user has selected the discrete profile so as not to disturb others

or himself, for example as when a meeting profile has been selected and the user is currently in a meeting.

As the profile changes to normal operating mode, which is indicated in fig 4b by the absence of the crossed over tone icon 450 the controller is configured to output the notification. In this example a popup window 435 is displayed informing the user that he has received mail.

In the embodiment illustrated in figure 4a controller is thus configured to determine the current operating status of the apparatus, which in this example is that a certain profile is active, generate a notification and output said notification as the current operating status changes, that is when the profile changes.

In one embodiment the controller is configured to output the notification when the profile changes to a profile that is not intended to be discrete.

In one embodiment the controller is configured to also output a small or discrete second notification while the apparatus is operating in the discrete profile. In figure 4a this is indicated by a small icon 435 in the status bar 440. This ensures that the user is not interrupted by the notification, neither visually nor audibly, but is able to receive the information of the notification if he actively looks at the apparatus.

In one embodiment the apparatus is configured to change the profile at a scheduled time and the controller is configured to output the main or first notification when the scheduled profile change takes place. This ensures

that the notification is given at a time when the user has indicated that he may be disturbed again.

In one embodiment the second application is a video game and the controller is configured to output the notification at a point in the game when the user is not actively playing. Such moments may be when a new game section is loaded, as an information statement or sequence is presented.

In one embodiment the event is that the battery level has reached a certain (low) threshold level indicating that the battery is soon (for example within 10 to 15 minutes) discharged. Such events are often not of critical importance and a notification may be postponed until a later time shortly after when the user is not interrupted.

In one embodiment the controller is configured to determine a priority level for an event and output the notification based on the priority level.

In such an embodiment more urgent or important events are outputted in a more distinctive or noticeable manner than a less urgent or important notification.

Figure 5 shows a flow chart of an exemplary embodiment of the teachings of this application.

In a first step 510 a controller determines that an event has taken place and then the controller determines what the current operating status of the apparatus is 520. A notification is generated 530 based on the current

operating status and output according to the current operating status 540.

Figure 5b shows an alternative method where the notification is output as a change is detected 535 in the current operating status of the apparatus.

An apparatus according to the teachings of this application comprises a controller configured to determine the current operating status of the apparatus and generate and output a notification accordingly.

This enables the apparatus to provide notifications in a manner that does not interrupt a user while still making sure that the notification reaches the user.

The various aspects of what is described above can be used alone or in various combinations. The teaching of this application may be implemented by a combination of hardware and software, but can also be implemented in hardware or software.

The teaching of this application can also be embodied as computer readable code on a computer readable storage medium. Such storage mediums may be a random access memory, a read-only memory, a compact disc, a digital video disc, an EEPROM memory or other computer readable storage mediums.

It should be noted that the teaching of this application is not limited to the use in mobile communication terminals such as mobile phones, but can be equally well applied in PDAs, game consoles, MP3 players, personal

organizers or any other device designed for providing notifications on events.

The teaching of the present application has numerous advantages. Different embodiments or implementations may yield one or more of the following advantages. It should be noted that this is not an exhaustive list and there may be other advantages which are not described herein. For example, one advantage of the teaching of this application is that a user is not interrupted during a context when interruptions are not wanted while still being provided with the necessary information.

Another exemplary advantage of the teaching of the present application is that a notification is output a time when the user is most susceptible to its content thereby ensuring that the notification gets the user's attention and is not cancelled by mistake key press or by a distracted user intending to read it later but not doing so.

Although the teaching of the present application has been described in detail for purpose of illustration, it is understood that such detail is solely for that purpose, and variations can be made therein by those skilled in the art without departing from the scope of the teaching of this application.

It should also be noted that there are many alternative ways of implementing the methods and apparatuses of the teachings of the present application.

Features described in the preceding description may be used in combinations other than the combinations explicitly described.

Whilst endeavouring in the foregoing specification to draw attention to those features of the invention believed to be of particular importance it should be understood that the Applicant claims protection in respect of any patentable feature or combination of features hereinbefore referred to and/or shown in the drawings whether or not particular emphasis has been placed thereon.

The term "comprising" as used in the claims does not exclude other elements or steps. The term "a" or "an" as used in the claims does not exclude a plurality. A unit or other means may fulfill the functions of several units or means recited in the claims.

CLAIMS:

1. An apparatus comprising at least one processor and at least one memory, wherein said at least one processor is configured to:
determine that an event has occurred in a first application;
determine a current operating status of said apparatus;
generate a main notification based on said current operating status; and
output said main notification based on said current operating status.

2. An apparatus according to claim 1, wherein said at least one processor is configured to detect a change in current operating status and to output said main notification as a change in current operating status is detected.

3. An apparatus according to claim 1, wherein said at least one processor is further configured to execute a second application wherein said first application is a background application and said second application is an active application and wherein said current operating status corresponds to an activity level in said second application.

4. An apparatus according to claim 3, wherein said current operating status corresponds to receiving user input in said second application and wherein said at least one processor is configured to output said main notification when the second application no longer receives user input.

5. An apparatus according to claim 1, wherein said current operating status corresponds to playback of a video in said second application wherein said at least one processor is configured to output said main notification as the playback stops or pauses.

6. An apparatus according to claim 3, wherein said current operating status corresponds to a specific profile being active and wherein said at least one processor is configured to output said notification as a change of profile is effected.

7. An apparatus according to claim 3, wherein said current operating status corresponds to an activity level in said second application and said second application is a video game.

8. An apparatus according to claim 2, wherein said at least one processor is configured to determine a time frame available for said event and to determine a time period until said current operating status is estimated to change and to determine whether the time period is lower than the time frame and if so output the main notification as the current operating status changes and if the time period is not lower than the time frame to output the main notification before the time frame expires.

9. An apparatus according to claim 1, wherein said at least one processor is configured to generate a second notification and to output said second notification when said event is determined to have occurred.

10. An apparatus according to claim 9 wherein said main notification is a pop-up window and wherein said second notification is an icon.

11. A method for execution on an apparatus comprising a processor wherein said processor is configured to execute said method, said method comprising:
determining that an event has occurred in a first application;
determining a current operating status of said apparatus;
generating a main notification based on said current operating status; and
outputting said main notification based on said current operating status.

12. A method according to claim 11, further comprising detecting a change in current operating status and outputting said main notification as a change in current operating status is detected.

13. A method according to claim 11, further comprising executing a second application wherein said first application is a background application and said second application is an active application and wherein said current operating status corresponds to an activity level in said second application.

14. A method according to claim 13, wherein said current operating status corresponds to receiving user input in said second application and wherein said method further comprises outputting said main notification when the second application no longer receives user input.

15. A method according to claim 11, wherein said current operating status corresponds to playback of a video in said second application wherein said method further comprises outputting said main notification as the playback stops or pauses.

16. A method according to claim 11, wherein said current operating status corresponds to a specific profile being active and wherein said method further comprises outputting said notification as a change of profile is effected.

17. A method according to claim 13, wherein said current operating status corresponds to an activity level in said second application and said second application is a video game.

18. A method according to claim 12, further comprising determining a time frame available for said event,
determining a time period until said current operating status is estimated to change and
determining whether the time period is lower than the time frame and if so output the main notification as the current operating status changes and if the time period is not lower than the time frame outputting the main notification before the time frame expires.

19. A method according to claim 11, further comprising generate a second notification and to output said second notification when said event is determined to have occurred.

20. A method according to claim 21, wherein said main notification is a pop-up window and wherein said second notification is an icon.

21. A computer readable medium including at least computer program code for controlling a user interface, said computer readable medium comprising:
software code for determining that an event has occurred in a first application;
software code for determining a current operating status of said apparatus;
software code for generating a main notification based on said current operating status; and
software code for outputting said main notification based on said current operating status.

22. An apparatus incorporating and implementing a computer readable medium according to claim 21.

23. A computer program product for execution on an apparatus, said computer program comprising
software code for determining that an event has occurred in a first application;
software code for determining a current operating status of said apparatus;
software code for generating a main notification based on said current operating status; and
software code for outputting said main notification based on said current operating status.

24. An apparatus comprising:
means for determining that an event has occurred in a first application;

means for determining a current operating status of said apparatus;

means for generating a main notification based on said current operating status; and

means for outputting said main notification based on said current operating status.

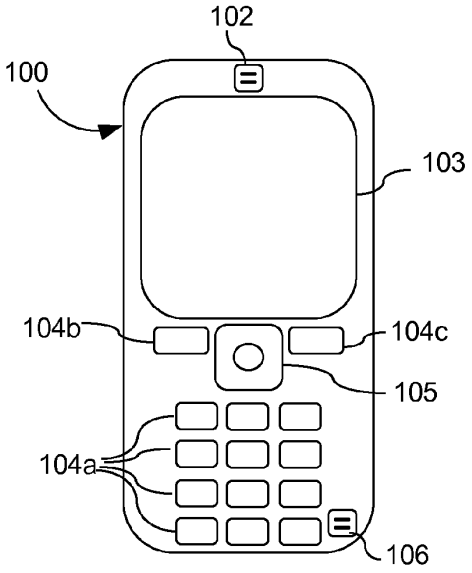


Fig 1a

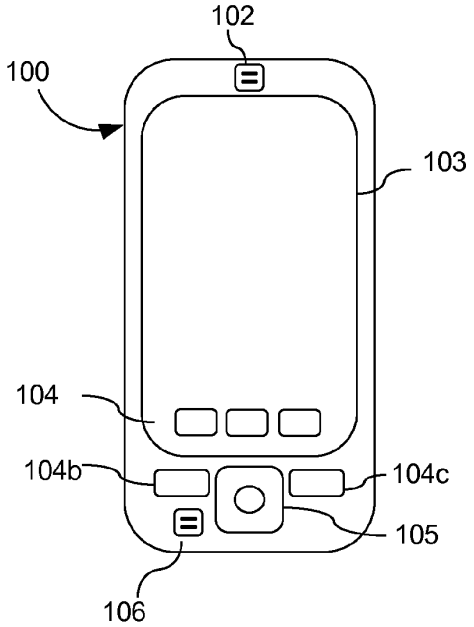


Fig 1b

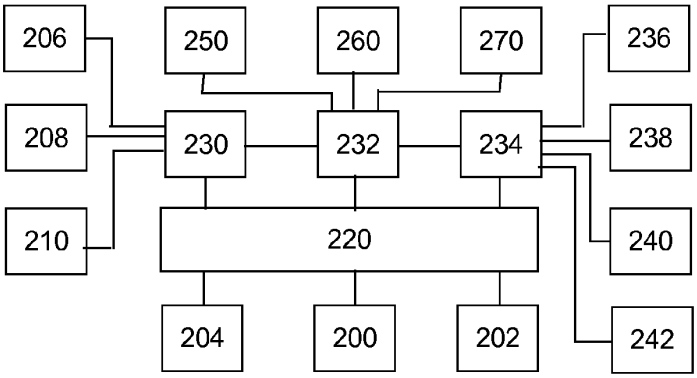


Fig 2

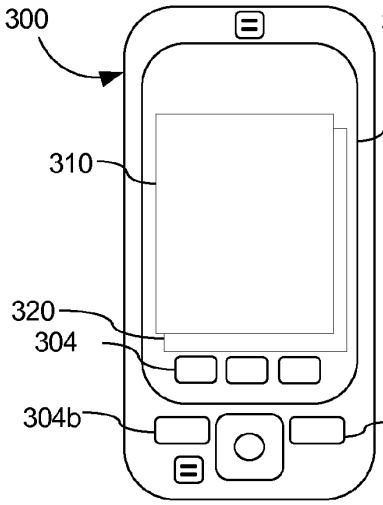


Fig 3a

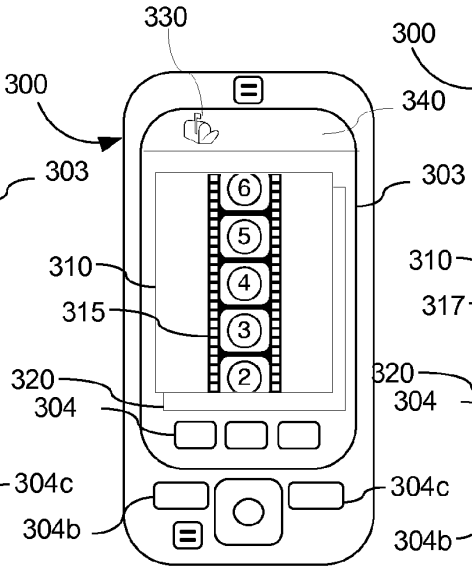


Fig 3b

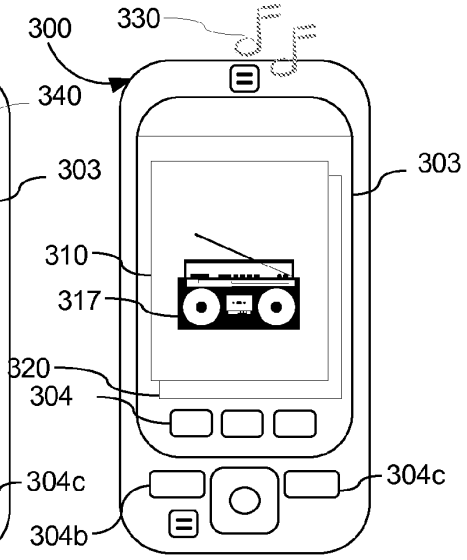


Fig 3c

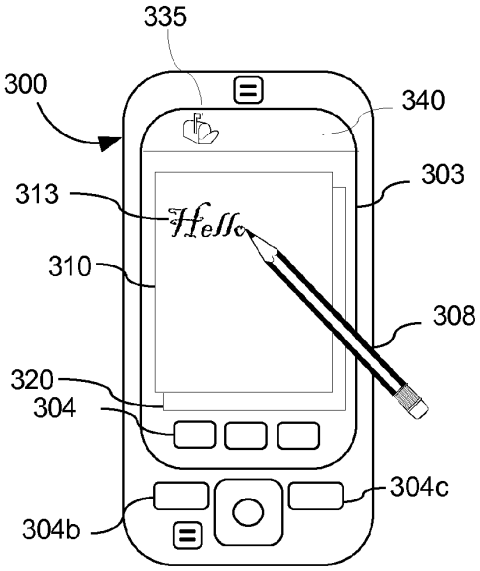


Fig 3d

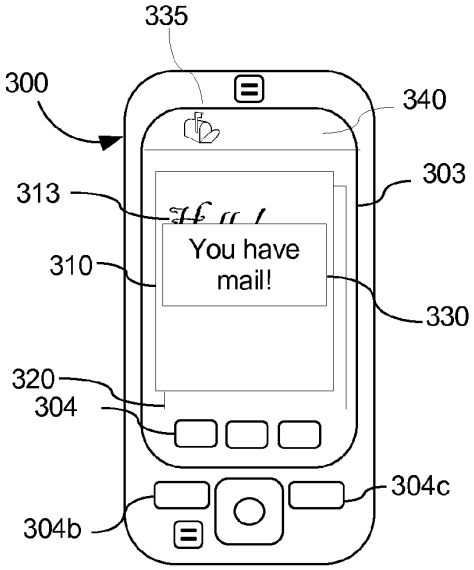


Fig 3e

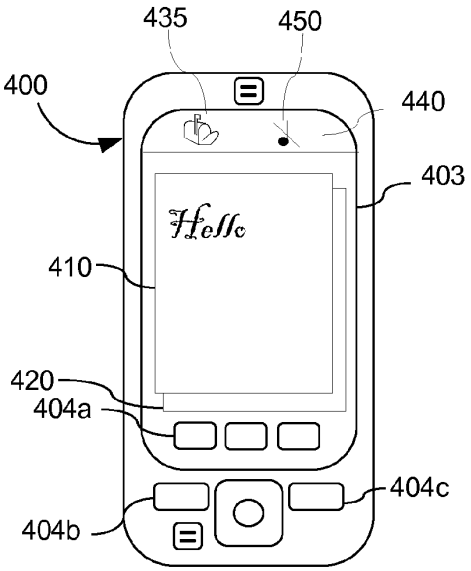


Fig 4a

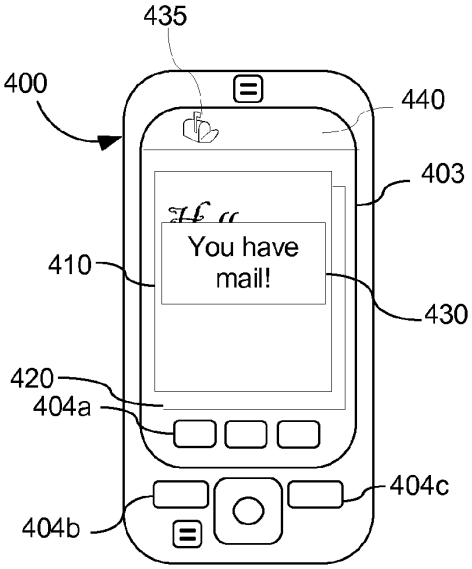


Fig 4b

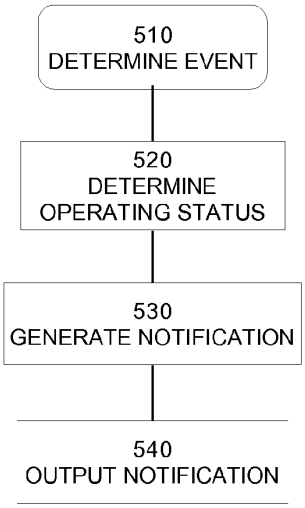


Fig 5a

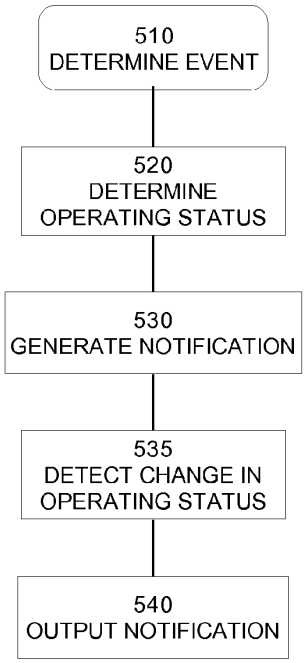


Fig 5b

**INTERNATIONAL SEARCH REPORT**

International application No.
PCT/FI2011/050411

A. CLASSIFICATION OF SUBJECT MATTER

See extra sheet

According to International Patent Classification (IPC) or to both national classification and IPC

B. FIELDS SEARCHED

Minimum documentation searched (classification system followed by classification symbols)

IPC: G06F 15/16, G06F 17/60, H04L 12/56, H04L 12/58.

Documentation searched other than minimum documentation to the extent that such documents are included in the fields searched

FI, SE, NO, DK.

Electronic data base consulted during the international search (name of data base and, where practicable, search terms used)

EPO-Internal, X-full, Google Scholar.

C. DOCUMENTS CONSIDERED TO BE RELEVANT

| Category* | Citation of document, with indication, where appropriate, of the relevant passages | Relevant to claim No. |
|---|---|---|
| X | EP 1452988 A1 (MICROSOFT CORP) 01 September 2004 (01.09.2004)<br>Sections 0011, 0015, 0017, 0018, 0021, 0027. | 1-24 |
| X | Dey A. and Abowd G. "CybreMinder: A Context-Aware System for Supporting Reminders", 2000, pp. 172-186, Lecture Notes in Computer Science, vol. 1927/2000, Springer-Verlag Berlin.<br>Sections 4.1, 4.2, 5.4, 6.2. | 1-7, 9-17, 19-24 |
| X | Etter R. et al. "A Rule-Based Approach Towards Context-Aware User Notification Services", 2006, pp. 281-284, 2006 ACS/IEEE International Conference on Pervasive Services.<br>The Event Monitor, page 2; The Controller, page 2; The Notifier, pages 2 and 3; Figure 1. | 1-7, 9-17, 19-24 |
| X | US 2004199663 A1 (HORVITZ ERIC J et al.)<br>07 October 2004 (07.10.2004)<br>Sections 0009, 0034, 0046, 0048. | 1-4, 6, 7, 9-14, 16, 17, 19-14 |

☒ Further documents are listed in the continuation of Box C. ☒ See patent family annex.

* Special categories of cited documents:
"A" document defining the general state of the art which is not considered to be of particular relevance
"E" earlier application or patent but published on or after the international filing date
"L" document which may throw doubts on priority claim(s) or which is cited to establish the publication date of another citation or other special reason (as specified)
"O" document referring to an oral disclosure, use, exhibition or other means
"P" document published prior to the international filing date but later than the priority date claimed
"T" later document published after the international filing date or priority date and not in conflict with the application but cited to understand the principle or theory underlying the invention
"X" document of particular relevance; the claimed invention cannot be considered novel or cannot be considered to involve an inventive step when the document is taken alone
"Y" document of particular relevance; the claimed invention cannot be considered to involve an inventive step when the document is combined with one or more other such documents, such combination being obvious to a person skilled in the art
"&" document member of the same patent family

| Date of the actual completion of the international search | Date of mailing of the international search report |
|---|---|
| 26 September 2011 (26.09.2011) | 28 September 2011 (28.09.2011) |

| Name and mailing address of the ISA/FI | Authorized officer |
|---|---|
| National Board of Patents and Registration of Finland<br>P.O. Box 1160, FI-00101 HELSINKI, Finland | Matti Rantanen |
| Facsimile No. +358 9 6939 5328 | Telephone No. +358 9 6939 500 |

Form PCT/ISA/210 (second sheet) (July 2009)

**INTERNATIONAL SEARCH REPORT**

International application No.
PCT/FI2011/050411

C (Continuation). DOCUMENTS CONSIDERED TO BE RELEVANT

| Category* | Citation of document, with indication, where appropriate, of the relevant passages | Relevant to claim No. |
|---|---|---|
| X | US 2007214228 A1 (HORVITZ ERIC J et al.)<br>13 September 2007 (13.09.2007)<br>Sections 0007, 0014, 0015. | 1, 3, 6, 7, 9-11, 13, 16, 17, 19-24 |

Form PCT/ISA/210 (continuation of second sheet) (July 2009)

**INTERNATIONAL SEARCH REPORT**
**Information on patent family members**

International application No.
PCT/FI2011/050411

| Patent document cited in search report | Publication date | Patent family members(s) | Publication date |
|---|---|---|---|
| EP 1452988 A1 | 01/09/2004 | US 2009099992 A1 | 16/04/2009 |
| | | US 2004254998 A1 | 16/12/2004 |
| | | KR 20040077457 A | 04/09/2004 |
| | | JP 2004266815 A | 24/09/2004 |
| | | CN 1551011 A | 01/12/2004 |
| | | US 2004030753 A1 | 12/02/2004 |
| US 2004199663 A1 | 07/10/2004 | US 2009299934 A1 | 03/12/2009 |
| | | US 2009099992 A1 | 16/04/2009 |
| | | KR 20080056320 A | 20/06/2008 |
| | | US 2007214228 A1 | 13/09/2007 |
| | | US 2007288932 A1 | 13/12/2007 |
| | | US 2007011314 A1 | 11/01/2007 |
| | | US 2004030753 A1 | 12/02/2004 |
| | | US 2004098462 A1 | 20/05/2004 |
| | | US 2004039786 A1 | 26/02/2004 |
| | | US 2004128359 A1 | 01/07/2004 |
| | | US 2004143636 A1 | 22/07/2004 |
| | | US 2002054117 A1 | 09/05/2002 |
| | | US 2002087649 A1 | 04/07/2002 |
| | | WO 0169387 A2 | 20/09/2001 |
| | | WO 0169432 A2 | 20/09/2001 |
| | | KR 20090094866 A | 08/09/2009 |
| | | JP 2003527713 A | 16/09/2003 |
| | | JP 2004506961 A | 04/03/2004 |
| | | EP 1852789 A1 | 07/11/2007 |
| | | EP 1264238 A2 | 11/12/2002 |
| | | EP 1287444 A2 | 05/03/2003 |
| | | DE 60129434T T2 | 17/04/2008 |
| | | CN 1591399 A | 09/03/2005 |
| | | CN 1734440 A | 15/02/2006 |
| | | CN 1591398 A | 09/03/2005 |
| | | CN 1429364 A | 09/07/2003 |
| | | CN 1429372 A | 09/07/2003 |
| | | AU 4926101 A | 24/09/2001 |
| | | AU 4755501 A | 24/09/2001 |
| | | AT 367611T T | 15/08/2007 |
| | | US 7249159 B1 | 24/07/2007 |
| | | US 6601012 B1 | 29/07/2003 |
| | | US 7417650 B1 | 26/08/2008 |
| US 2007214228 A1 | 13/09/2007 | US 2009299934 A1 | 03/12/2009 |
| | | US 2009099992 A1 | 16/04/2009 |
| | | US 2007288932 A1 | 13/12/2007 |
| | | US 2004030753 A1 | 12/02/2004 |

**INTERNATIONAL SEARCH REPORT**
**Information on patent family members**

International application No.
PCT/FI2011/050411

| Patent document cited in search report | Publication date | Patent family members(s) | Publication date |
|---|---|---|---|
| | | US 2004098462 A1 | 20/05/2004 |
| | | US 2004039786 A1 | 26/02/2004 |
| | | US 2004199663 A1 | 07/10/2004 |
| | | US 2004128359 A1 | 01/07/2004 |
| | | US 2002054117 A1 | 09/05/2002 |
| | | US 2002087649 A1 | 04/07/2002 |
| | | JP 2003527713 A | 16/09/2003 |
| | | EP 1264238 A2 | 11/12/2002 |
| | | CN 1429364 A | 09/07/2003 |
| | | AU 4926101 A | 24/09/2001 |

**INTERNATIONAL SEARCH REPORT**

International application No.
PCT/FI2011/050411

CLASSIFICATION OF SUBJECT MATTER

Int.Cl.
***H04W 4/12*** (2009.01)
***H04L 12/58*** (2006.01)

Form PCT/ISA/210 (extra sheet)

Doc Code: PA..
Document Description: Power of Attorney

PTO/AIA/82A (07-13)
Approved for use through 09/30/2025. OMB 0651-0035
U.S. Patent and Trademark Office; U.S. DEPARTMENT OF COMMERCE
Under the Paperwork Reduction Act of 1995, no persons are required to respond to a collection of information unless it displays a valid OMB control number.

# TRANSMITTAL FOR POWER OF ATTORNEY TO ONE OR MORE REGISTERED PRACTITIONERS

NOTE: This form is to be submitted with the Power of Attorney by Applicant form (PTO/AIA/82B) to identify the application to which the Power of Attorney is directed, in accordance with 37 CFR 1.5, unless the application number and filing date are identified in the Power of Attorney by Applicant form. If neither form PTO/AIA/82A nor form PTO/AIA82B identifies the application to which the Power of Attorney is directed, the Power of Attorney will not be recognized in the application.

| | |
|---|---|
| Application Number | 18/535,572 |
| Filing Date | 2023-12-11 |
| First Named Inventor | Marc A. Cohen |
| Title | SYSTEM AND METHODS FOR SUBSIDIARY CHANNEL-BASED THREAD COMMUNICATIONS |
| Art Unit | |
| Examiner Name | |
| Attorney Docket Number | WRN.1001 |

**SIGNATURE of Applicant or Patent Practitioner**

| | | | |
|---|---|---|---|
| Signature | /Robert Plotkin/ | Date (Optional) | 2023-12-20 |
| Name | Robert Plotkin | Registration Number | 43861 |
| Title (if Applicant is a juristic entity) | | | |
| Applicant Name (if Applicant is a juristic entity) | Wrinkl, Inc. | | |

**NOTE:** This form must be signed in accordance with 37 CFR 1.33. See 37 CFR 1.4(d) for signature requirements and certifications. If more than one applicant, use multiple forms.

☐ *Total of _____ forms are submitted.

A Federal agency may not conduct or sponsor, and a person is not required to respond to, nor shall a person be subject to a penalty for failure to comply with an information collection subject to the requirements of the Paperwork Reduction Act of 1995, unless the information collection has a currently valid OMB Control Number. The OMB Control Number for this information collection is 0651-0035. Public burden for this form is estimated to average 3 minutes per response, including the time for reviewing instructions, searching existing data sources, gathering and maintaining the data needed, and completing and reviewing the information collection. Send comments regarding this burden estimate or any other aspect of this information collection, including suggestions for reducing this burden to the Chief Administrative Officer, United States Patent and Trademark Office, P.O. Box 1450, Alexandria, VA 22313-1450 or email InformationCollection@uspto.gov. **DO NOT SEND FEES OR COMPLETED FORMS TO THIS ADDRESS.** If filing this completed form by mail, send to: **Commissioner for Patents, P.O. Box 1450, Alexandria, VA 22313-1450.**

*If you need assistance in completing the form, call 1-800-PTO-9199 and select option 2.*

Doc Code: PA..
Document Description: Power of Attorney

PTO/AIA/82B (07-13)
Approved for use through 09/30/2025. OMB 0651-0035
U.S. Patent and Trademark Office; U.S. DEPARTMENT OF COMMERCE
Under the Paperwork Reduction Act of 1995, no persons are required to respond to a collection of information unless it displays a valid OMB control number

# POWER OF ATTORNEY BY APPLICANT

I hereby revoke all previous powers of attorney given in the application identified in either the attached transmittal letter or the boxes below.

| Application Number | Filing Date |
|---|---|
| 18/535,572 | 2023-12-11 |

(Note: The boxes above may be left blank if information is provided on form PTO/AIA/82A.)

[X] I hereby appoint the Patent Practitioner(s) associated with the following Customer Number as my/our attorney(s) or agent(s), and to transact all business in the United States Patent and Trademark Office connected therewith for the application referenced in the attached transmittal letter (form PTO/AIA/82A) or identified above: 144359

**OR**

[ ] I hereby appoint Practitioner(s) named in the attached list (form PTO/AIA/82C) as my/our attorney(s) or agent(s), and to transact all business in the United States Patent and Trademark Office connected therewith for the patent application referenced in the attached transmittal letter (form PTO/AIA/82A) or identified above. (Note: Complete form PTO/AIA/82C.)

**Please recognize or change the correspondence address for the application identified in the attached transmittal letter or the boxes above to:**

[X] The address associated with the above-mentioned Customer Number

**OR**

[ ] The address associated with Customer Number:

**OR**

| | | | | | |
|---|---|---|---|---|---|
| [ ] Firm or Individual Name | | | | | |
| Address | | | | | |
| City | | State | | Zip | |
| Country | | | | | |
| Telephone | | Email | | | |

I am the Applicant (if the Applicant is a juristic entity, list the Applicant name in the box):

Wrinkl, Inc.

[ ] Inventor or Joint Inventor (title not required below)

[ ] Legal Representative of a Deceased or Legally Incapacitated Inventor (title not required below)

[X] Assignee or Person to Whom the Inventor is Under an Obligation to Assign (provide signer's title if applicant is a juristic entity)

[ ] Person Who Otherwise Shows Sufficient Proprietary Interest (e.g., a petition under 37 CFR 1.46(b)(2) was granted in the application or is concurrently being filed with this document) (provide signer's title if applicant is a juristic entity)

**SIGNATURE of Applicant for Patent**

The undersigned (whose title is supplied below) is authorized to act on behalf of the applicant (e.g., where the applicant is a juristic entity).

| | | | |
|---|---|---|---|
| Signature | | Date (Optional) | |
| Name | Marc A. Cohen | | |
| Title | CEO | | |

**NOTE:** Signature - This form must be signed by the applicant in accordance with 37 CFR 1.33. See 37 CFR 1.4 for signature requirements and certifications. If more than one applicant, use multiple forms.

[ ] Total of forms are submitted.

A Federal agency may not conduct or sponsor, and a person is not required to respond to, nor shall a person be subject to a penalty for failure to comply with an information collection subject to the requirements of the Paperwork Reduction Act of 1995, unless the information collection has a currently valid OMB Control Number. The OMB Control Number for this information collection is 0651-0035. Public burden for this form is estimated to average 3 minutes per response, including the time for reviewing instructions, searching existing data sources, gathering and maintaining the data needed, and completing and reviewing the information collection. Send comments regarding this burden estimate or any other aspect of this information collection, including suggestions for reducing this burden to the Chief Administrative Officer, United States Patent and Trademark Office, P.O. Box 1450, Alexandria, VA 22313-1450 or email InformationCollection@uspto.gov. **DO NOT SEND FEES OR COMPLETED FORMS TO THIS ADDRESS.** If filing this completed form by mail, send to: **Commissioner for Patents, P.O. Box 1450, Alexandria, VA 22313-1450.**
*If you need assistance in completing the form, call 1-800-PTO-9199 and select option 2.*

## Privacy Act Statement

The Privacy Act of 1974 (P.L. 93-579) requires that you be given certain information in connection with your submission of the attached form related to a patent application or patent. The United States Patent and Trademark Office (USPTO) collects the information in this record under authority of 35 U.S.C. 2. The USPTO's system of records is used to manage all applicant and owner information including name, citizenship, residence, post office address, and other information with respect to inventors and their legal representatives pertaining to the applicant's/owner's activities in connection with the invention for which a patent is sought or has been granted. The applicable Privacy Act System of Records Notice for the information collected in this form is COMMERCE/PAT-TM-7 Patent Application Files, available in the Federal Register at 78 FR 19243 (March 29, 2013). https://www.govinfo.gov/content/pkg/FR-2013-03-29/pdf/2013-07341.pdf

Routine uses of the information in this record may include disclosure to: 1) law enforcement, in the event that the system of records indicates a violation or potential violation of law; 2) a Federal, state, local, or international agency, in response to its request; 3) a contractor of the USPTO having need for the information in order to perform a contract; 4) the Department of Justice for determination of whether the Freedom of Information Act (FOIA) requires disclosure of the record; 5) a Member of Congress submitting a request involving an individual to whom the record pertains, when the individual has requested the Member's assistance with respect to the subject matter of the record; 6) a court, magistrate, or administrative tribunal, in the course of presenting evidence, including disclosures to opposing counsel in the course of settlement negotiations; 7) the Administrator, General Services Administration (GSA), or their designee, during an inspection of records conducted by GSA under authority of 44 U.S.C. 2904 and 2906, in accordance with the GSA regulations and any other relevant (i.e., GSA or Commerce) directive, where such disclosure shall not be used to make determinations about individuals; 8) another federal agency for purposes of National Security review (35 U.S.C. 181) and for review pursuant to the Atomic Energy Act (42 U.S.C. 218(c)); 9) the Office of Personnel Management (OPM) for personnel research purposes; and 9) the Office of Management and Budget (OMB) for legislative coordination and clearance.

If you do not furnish the information requested on this form, the USPTO may not be able to process and/or examine your submission, which may result in termination of proceedings, abandonment of the application, and/or expiration of the patent.

### Additional Uses

Additional USPTO uses of the information in this record may include disclosure to: 1) the International Bureau of the World Intellectual Property Organization, if the record is related to an international application filed under the Patent Cooperation Treaty; 2) the public i) after publication of the application pursuant to 35 U.S.C. 122(b), ii) after issuance of a patent pursuant to 35 U.S.C. 151, iii) if the record was filed in an application which became abandoned or in which the proceedings were terminated and which application is referenced by either a published application, an application open to public inspections, or an issued patent, or iv) without publication of the application or patent under the specific circumstances provided for by 37 CFR 1.14(a)(1)(v)-(vii); and/or 3) the National Archives and Records Administration, for inspection of records.

Doc Code: Oath
Document Description: Oath or declaration filed

PTO/AIA/08 (11-15)
Approved for use through 05/31/2024. OMB 0651-0032
U.S. Patent and Trademark Office; U.S. DEPARTMENT OF COMMERCE
Under the Paperwork Reduction Act of 1995, no persons are required to respond to a collection of information unless it contains a valid OMB control number.

# DECLARATION FOR UTILITY OR DESIGN PATENT APPLICATION (37 CFR 1.63)

☐ Declaration Submitted With Initial Filing OR ☒ Declaration Submitted After Initial Filing (surcharge (37 CFR 1.16(f)) required)

| | |
|---|---|
| Attorney Docket Number | WRN.1001 |
| First Named Inventor | Marc A. Cohen |
| *COMPLETE IF KNOWN* | |
| Application Number | 18/535,572 |
| Filing Date | 2023-12-11 |
| Art Unit | |
| Examiner Name | |

SYSTEM AND METHODS FOR SUBSIDIARY CHANNEL-BASED THREAD COMMUNICATIONS

*(Title of the Invention)*

As a below named inventor, I hereby declare that:

This declaration is directed to:

☐ The attached application,

OR

☒ United States Application Number or PCT International application number 18/535,572

filed on 2023-12-11.

The above-identified application was made or authorized to be made by me.

I believe I am the original inventor or an original joint inventor of a claimed invention in the application.

I hereby acknowledge that any willful false statement made in this declaration is punishable under 18 U.S.C. 1001 by fine or imprisonment of not more than five (5) years, or both.

Direct all correspondence to: ☒ The address associated with Customer Number: 144359 OR ☐ Correspondence address below

| | | |
|---|---|---|
| Name | | |
| Address | | |
| City | State | Zip |
| Country | Telephone | Email |



A Federal agency may not conduct or sponsor, and a person is not required to respond to, nor shall a person be subject to a penalty for failure to comply with an information collection subject to the requirements of the Paperwork Reduction Act of 1995, unless the information collection has a currently valid OMB Control Number. The OMB Control Number for this information collection is 0651-0032. Public burden for this form is estimated to average 21 minutes per response, including the time for reviewing instructions, searching existing data sources, gathering and maintaining the data needed, and completing and reviewing the information collection. Send comments regarding this burden estimate or any other aspect of this information collection, including suggestions for reducing this burden to the Chief Administrative Officer, United States Patent and Trademark Office, P.O. Box 1450, Alexandria, VA 22313-1450 or email InformationCollection@uspto.gov. **DO NOT SEND FEES OR COMPLETED FORMS TO THIS ADDRESS.** If filing this completed form by mail, send to: **Commissioner for Patents, P.O. Box 1450, Alexandria, VA 22313-1450.**

If you need assistance in completing the form, call 1-800-PTO-9199 and select option 2.

Under the Paperwork Reduction Act of 1995, no persons are required to respond to a collection of information unless it contains a valid OMB control number.

# DECLARATION — Utility or Design Patent Application

## WARNING:

Petitioner/applicant is cautioned to avoid submitting personal information in documents filed in a patent application that may contribute to identity theft. Personal information such as social security numbers, bank account numbers, or credit card numbers (other than a check or credit card authorization form PTO-2038 submitted for payment purposes) is never required by the USPTO to support a petition or an application. If this type of personal information is included in documents submitted to the USPTO, petitioners/applicants should consider redacting such personal information from the documents before submitting them to the USPTO. Petitioner/applicant is advised that the record of a patent application is available to the public after publication of the application (unless a non-publication request in compliance with 37 CFR 1.213(a) is made in the application) or issuance of a patent. Furthermore, the record from an abandoned application may also be available to the public if the application is referenced in a published application or an issued patent (see 37 CFR 1.14). Checks and credit card authorization forms PTO-2038 submitted for payment purposes are not retained in the application file and therefore are not publicly available. Petitioner/applicant is advised that documents which form the record of a patent application (such as the PTO/SB/01) are placed into the Privacy Act system of records DEPARTMENT OF COMMERCE, COMMERCE-PAT-7, System name: *Patent Application Files* . Documents not retained in an application file (such as the PTO-2038) are placed into the Privacy Act system of COMMERCE/PAT-TM-10, System name: *Deposit Accounts and Electronic Funds Transfer Profiles.*

**LEGAL NAME OF SOLE OR FIRST INVENTOR:**

(*E.g.,* Given Name (first and middle if any) and Family Name or Surname)

Marc A. Cohen

| Inventor's Signature | Date (Optional) |
|---|---|
| | |

| Residence: City | State | Country |
|---|---|---|
| Blue Bell | Pennsylvania | United States |

Mailing Address

170 Brittany Way

| City | State | Zip | Country |
|---|---|---|---|
| Blue Bell | Pennsylvania | 19422 | United States |

☒ Additional inventors are being named on the 1 Supplemental sheet(s) PTO/AIA/10 attached hereto

PTO/AIA/10 (06-12)
Approved for use through 05/31/2024. OMB 0651-0032
U.S. Patent and Trademark Office; U.S. DEPARTMENT OF COMMERCE
Under the Paperwork Reduction Act of 1995, no persons are required to respond to a collection of information unless it contains a valid OMB control number.

**SUPPLEMENTAL SHEET FOR DECLARATION** | **ADDITIONAL INVENTOR(S)**
**Supplemental Sheet (for PTO/AIA/08,09)** Page 1 of 1

**Legal Name of Additional Joint Inventor, if any:**
(*E.g.*, Given Name (first and middle (if any)) and Family Name or Surname)
Jeffrey A. Cohen

Inventor's Signature | Date (Optional)

Residence: City: Blue Bell | State: Pennsylvania | Country: United States

Mailing Address: 661 Willowbend Drive

City: Blue Bell | State: Pennsylvania | Zip: 19422 | Country: United States

**Legal Name of Additional Joint Inventor, if any:**
(*E.g.*, Given Name (first and middle (if any)) and Family Name or Surname)
Erik S. Katz

Inventor's Signature | Date (Optional): Dec 18, 2023

Residence: City: Sands Point | State: New York | Country: United States

Mailing Address: 2 Pond Lane

City: Sands Point | State: New York | Zip: 11050 | Country: United States

**Legal Name of Additional Joint Inventor, if any:**
(*E.g.*, Given Name (first and middle (if any)) and Family Name or Surname)

Inventor's Signature | Date (Optional)

Residence: City | State | Country

Mailing Address

City | State | Zip | Country

A Federal agency may not conduct or sponsor, and a person is not required to respond to, nor shall a person be subject to a penalty for failure to comply with an information collection subject to the requirements of the Paperwork Reduction Act of 1995, unless the information collection has a currently valid OMB Control Number. The OMB Control Number for this information collection is 0651-0032. Public burden for this form is estimated to average 21 minutes per response, including the time for reviewing instructions, searching existing data sources, gathering and maintaining the data needed, and completing and reviewing the information collection. Send comments regarding this burden estimate or any other aspect of this information collection, including suggestions for reducing this burden to the Chief Administrative Officer, United States Patent and Trademark Office, P.O. Box 1450, Alexandria, VA 22313-1450 or email InformationCollection@uspto.gov. **DO NOT SEND FEES OR COMPLETED FORMS TO THIS ADDRESS.** If filing this completed form by mail, send to: **Commissioner for Patents, P.O. Box 1450, Alexandria, VA 22313-1450.**

*If you need assistance in completing the form, call 1-800-PTO-9199 (1-800-786-9199) and select option 2.*

## Privacy Act Statement

The Privacy Act of 1974 (P.L. 93-579) requires that you be given certain information in connection with your submission of the attached form related to a patent application or patent. The United States Patent and Trademark Office (USPTO) collects the information in this record under authority of 35 U.S.C. 2. The USPTO's system of records is used to manage all applicant and owner information including name, citizenship, residence, post office address, and other information with respect to inventors and their legal representatives pertaining to the applicant's/owner's activities in connection with the invention for which a patent is sought or has been granted. The applicable Privacy Act System of Records Notice for the information collected in this form is COMMERCE/PAT-TM-7 Patent Application Files, available in the Federal Register at 78 FR 19243 (March 29, 2013). https://www.govinfo.gov/content/pkg/FR-2013-03-29/pdf/2013-07341.pdf

Routine uses of the information in this record may include disclosure to: 1) law enforcement, in the event that the system of records indicates a violation or potential violation of law; 2) a Federal, state, local, or international agency, in response to its request; 3) a contractor of the USPTO having need for the information in order to perform a contract; 4) the Department of Justice for determination of whether the Freedom of Information Act (FOIA) requires disclosure of the record; 5) a Member of Congress submitting a request involving an individual to whom the record pertains, when the individual has requested the Member's assistance with respect to the subject matter of the record; 6) a court, magistrate, or administrative tribunal, in the course of presenting evidence, including disclosures to opposing counsel in the course of settlement negotiations; 7) the Administrator, General Services Administration (GSA), or their designee, during an inspection of records conducted by GSA under authority of 44 U.S.C. 2904 and 2906, in accordance with the GSA regulations and any other relevant (i.e., GSA or Commerce) directive, where such disclosure shall not be used to make determinations about individuals; 8) another federal agency for purposes of National Security review (35 U.S.C. 181) and for review pursuant to the Atomic Energy Act (42 U.S.C. 218(c)); 9) the Office of Personnel Management (OPM) for personnel research purposes; and 9) the Office of Management and Budget (OMB) for legislative coordination and clearance.

If you do not furnish the information requested on this form, the USPTO may not be able to process and/or examine your submission, which may result in termination of proceedings, abandonment of the application, and/or expiration of the patent.

## Additional Uses

Additional USPTO uses of the information in this record may include disclosure to: 1) the International Bureau of the World Intellectual Property Organization, if the record is related to an international application filed under the Patent Cooperation Treaty; 2) the public i) after publication of the application pursuant to 35 U.S.C. 122(b), ii) after issuance of a patent pursuant to 35 U.S.C. 151, iii) if the record was filed in an application which became abandoned or in which the proceedings were terminated and which application is referenced by either a published application, an application open to public inspections, or an issued patent, or iv) without publication of the application or patent under the specific circumstances provided for by 37 CFR 1.14(a)(1)(v)-(vii); and/or 3) the National Archives and Records Administration, for inspection of records.

# WRN.1001 Declaration and Assignment for Signature

Final Audit Report 2023-12-18

| | |
|---|---|
| Created: | 2023-12-18 |
| By: | Robert Plotkin (rplotkin@blueshiftip.com) |
| Status: | Signed |
| Transaction ID: | CBJCHBCAABAAUoaoA-SaUf1HYbTTicDzwGxSstc_SW6x |

## "WRN.1001 Declaration and Assignment for Signature" History

Document created by Robert Plotkin (rplotkin@blueshiftip.com)
2023-12-18 - 7:29:39 PM GMT- IP address: 69.119.173.203

Document emailed to Erik Katz (erik@pondlane.com) for signature
2023-12-18 - 7:31:10 PM GMT

Email viewed by Erik Katz (erik@pondlane.com)
2023-12-18 - 7:31:18 PM GMT- IP address: 74.125.210.104

Document e-signed by Erik Katz (erik@pondlane.com)
Signature Date: 2023-12-18 - 7:32:24 PM GMT - Time Source: server- IP address: 96.239.23.151

Agreement completed.
2023-12-18 - 7:32:24 PM GMT

BLUESHIFT IP
Powered by Adobe Acrobat Sign

Doc Code: Oath
Document Description: Oath or declaration filed

PTO/AIA/08 (11-15)
Approved for use through 05/31/2024. OMB 0651-0032
U.S. Patent and Trademark Office; U.S. DEPARTMENT OF COMMERCE

Under the Paperwork Reduction Act of 1995, no persons are required to respond to a collection of information unless it contains a valid OMB control number.

# DECLARATION FOR UTILITY OR DESIGN PATENT APPLICATION (37 CFR 1.63)

☐ Declaration Submitted With Initial Filing OR ☒ Declaration Submitted After Initial Filing (surcharge (37 CFR 1.16(f)) required)

| | |
|---|---|
| Attorney Docket Number | WRN.1001 |
| First Named Inventor | Marc A. Cohen |
| *COMPLETE IF KNOWN* | |
| Application Number | 18/535,572 |
| Filing Date | 2023-12-11 |
| Art Unit | |
| Examiner Name | |

SYSTEM AND METHODS FOR SUBSIDIARY CHANNEL-BASED THREAD COMMUNICATIONS

*(Title of the Invention)*

As a below named inventor, I hereby declare that:

This declaration is directed to:

☐ The attached application,

OR

☒ United States Application Number or PCT International application number 18/535,572

filed on 2023-12-11.

The above-identified application was made or authorized to be made by me.

I believe I am the original inventor or an original joint inventor of a claimed invention in the application.

I hereby acknowledge that any willful false statement made in this declaration is punishable under 18 U.S.C. 1001 by fine or imprisonment of not more than five (5) years, or both.

Direct all correspondence to: ☒ The address associated with Customer Number: 144359 OR ☐ Correspondence address below

| | | |
|---|---|---|
| Name | | |
| Address | | |
| City | State | Zip |
| Country | Telephone | Email |



A Federal agency may not conduct or sponsor, and a person is not required to respond to, nor shall a person be subject to a penalty for failure to comply with an information collection subject to the requirements of the Paperwork Reduction Act of 1995, unless the information collection has a currently valid OMB Control Number. The OMB Control Number for this information collection is 0651-0032. Public burden for this form is estimated to average 21 minutes per response, including the time for reviewing instructions, searching existing data sources, gathering and maintaining the data needed, and completing and reviewing the information collection. Send comments regarding this burden estimate or any other aspect of this information collection, including suggestions for reducing this burden to the Chief Administrative Officer, United States Patent and Trademark Office, P.O. Box 1450, Alexandria, VA 22313-1450 or email InformationCollection@uspto.gov. **DO NOT SEND FEES OR COMPLETED FORMS TO THIS ADDRESS.** If filing this completed form by mail, send to: **Commissioner for Patents, P.O. Box 1450, Alexandria, VA 22313-1450.**

If you need assistance in completing the form, call 1-800-PTO-9199 and select option 2.

PTO/AIA/08 (11-15)
Approved for use through 05/31/2024. OMB 0651-0032
U.S. Patent and Trademark Office; U.S. DEPARTMENT OF COMMERCE
Under the Paperwork Reduction Act of 1995, no persons are required to respond to a collection of information unless it contains a valid OMB control number.

# DECLARATION — Utility or Design Patent Application

## WARNING:

Petitioner/applicant is cautioned to avoid submitting personal information in documents filed in a patent application that may contribute to identity theft. Personal information such as social security numbers, bank account numbers, or credit card numbers (other than a check or credit card authorization form PTO-2038 submitted for payment purposes) is never required by the USPTO to support a petition or an application. If this type of personal information is included in documents submitted to the USPTO, petitioners/applicants should consider redacting such personal information from the documents before submitting them to the USPTO. Petitioner/applicant is advised that the record of a patent application is available to the public after publication of the application (unless a non-publication request in compliance with 37 CFR 1.213(a) is made in the application) or issuance of a patent. Furthermore, the record from an abandoned application may also be available to the public if the application is referenced in a published application or an issued patent (see 37 CFR 1.14). Checks and credit card authorization forms PTO-2038 submitted for payment purposes are not retained in the application file and therefore are not publicly available. Petitioner/applicant is advised that documents which form the record of a patent application (such as the PTO/SB/01) are placed into the Privacy Act system of records DEPARTMENT OF COMMERCE, COMMERCE-PAT-7, System name: *Patent Application Files*. Documents not retained in an application file (such as the PTO-2038) are placed into the Privacy Act system of COMMERCE/PAT-TM-10, System name: *Deposit Accounts and Electronic Funds Transfer Profiles.*

**LEGAL NAME OF SOLE OR FIRST INVENTOR:**

(*E.g.*, Given Name (first and middle if any) and Family Name or Surname)

Marc A. Cohen

| Inventor's Signature | Date (Optional) |
|---|---|
| Marc A Cohen | 12-18-23 |

| Residence: City | State | Country |
|---|---|---|
| Blue Bell | Pennsylvania | United States |

| Mailing Address |
|---|
| 170 Brittany Way |

| City | State | Zip | Country |
|---|---|---|---|
| Blue Bell | Pennsylvania | 19422 | United States |

☒ Additional inventors are being named on the 1 Supplemental sheet(s) PTO/AIA/10 attached hereto

PTO/AIA/19 (06-12)
Approved for use through 05/31/2024. OMB 0651-0032
U.S. Patent and Trademark Office; U.S. DEPARTMENT OF COMMERCE
Under the Paperwork Reduction Act of 1995, no persons are required to respond to a collection of information unless it contains a valid OMB control number.

**SUPPLEMENTAL SHEET FOR DECLARATION** | **ADDITIONAL INVENTOR(S)**
**Supplemental Sheet (for PTO/AIA/08.99)** Page 1 of 1

**Legal Name of Additional Joint Inventor, if any:**
(E.g., Given Name (first and middle (if any)) and Family Name or Surname)
Jeffrey A. Cohen

Inventor's Signature: [signature] | Date (Optional): 12/18/23

Residence: City: Blue Bell | State: Pennsylvania | Country: United States

Mailing Address: 661 Willowbend Drive

City: Blue Bell | State: Pennsylvania | Zip: 19422 | Country: United States

**Legal Name of Additional Joint Inventor, if any:**
(E.g., Given Name (first and middle (if any)) and Family Name or Surname)
Erik S. Katz

Inventor's Signature: | Date (Optional):

Residence: City: Sands Point | State: New York | Country: United States

Mailing Address: 2 Pond Lane

City: Sands Point | State: New York | Zip: 11050 | Country: United States

**Legal Name of Additional Joint Inventor, if any:**
(E.g., Given Name (first and middle (if any)) and Family Name or Surname)

Inventor's Signature: | Date (Optional):

Residence: City: | State: | Country:

Mailing Address:

City: | State: | Zip: | Country:

A Federal agency may not conduct or sponsor, and a person is not required to respond to, nor shall a person be subject to a penalty for failure to comply with an information collection subject to the requirements of the Paperwork Reduction Act of 1995, unless the information collection has a currently valid OMB Control Number. The OMB Control Number for this information collection is 0651-0032. Public burden for this form is estimated to average 21 minutes per response, including the time for reviewing instructions, searching existing data sources, gathering and maintaining the data needed, and completing and reviewing the information collection. Send comments regarding this burden estimate or any other aspect of this information collection, including suggestions for reducing this burden to the Chief Administrative Officer, United States Patent and Trademark Office, P.O. Box 1450, Alexandria, VA 22313-1450 or email informationCollection@uspto.gov. **DO NOT SEND FEES OR COMPLETED FORMS TO THIS ADDRESS.** If filing this completed form by mail, send to: **Commissioner for Patents, P.O. Box 1450, Alexandria, VA 22313-1450.**

*If you need assistance in completing the form, call 1-800-PTO-9199 (1-800-786-9199) and select option 2.*

## Privacy Act Statement

The Privacy Act of 1974 (P.L. 93-579) requires that you be given certain information in connection with your submission of the attached form related to a patent application or patent. The United States Patent and Trademark Office (USPTO) collects the information in this record under authority of 35 U.S.C. 2. The USPTO's system of records is used to manage all applicant and owner information including name, citizenship, residence, post office address, and other information with respect to inventors and their legal representatives pertaining to the applicant's/owner's activities in connection with the invention for which a patent is sought or has been granted. The applicable Privacy Act System of Records Notice for the information collected in this form is COMMERCE/PAT-TM-7 Patent Application Files, available in the Federal Register at 78 FR 19243 (March 29, 2013). https://www.govinfo.gov/content/pkg/FR-2013-03-29/pdf/2013-07341.pdf

Routine uses of the information in this record may include disclosure to: 1) law enforcement, in the event that the system of records indicates a violation or potential violation of law; 2) a Federal, state, local, or international agency, in response to its request; 3) a contractor of the USPTO having need for the information in order to perform a contract; 4) the Department of Justice for determination of whether the Freedom of Information Act (FOIA) requires disclosure of the record; 5) a Member of Congress submitting a request involving an individual to whom the record pertains, when the individual has requested the Member's assistance with respect to the subject matter of the record; 6) a court, magistrate, or administrative tribunal, in the course of presenting evidence, including disclosures to opposing counsel in the course of settlement negotiations; 7) the Administrator, General Services Administration (GSA), or their designee, during an inspection of records conducted by GSA under authority of 44 U.S.C. 2904 and 2906, in accordance with the GSA regulations and any other relevant (i.e., GSA or Commerce) directive, where such disclosure shall not be used to make determinations about individuals; 8) another federal agency for purposes of National Security review (35 U.S.C. 181) and for review pursuant to the Atomic Energy Act (42 U.S.C. 218(c)); 9) the Office of Personnel Management (OPM) for personnel research purposes; and 9) the Office of Management and Budget (OMB) for legislative coordination and clearance.

If you do not furnish the information requested on this form, the USPTO may not be able to process and/or examine your submission, which may result in termination of proceedings, abandonment of the application, and/or expiration of the patent.

## Additional Uses

Additional USPTO uses of the information in this record may include disclosure to: 1) the International Bureau of the World Intellectual Property Organization, if the record is related to an international application filed under the Patent Cooperation Treaty; 2) the public i) after publication of the application pursuant to 35 U.S.C. 122(b), ii) after issuance of a patent pursuant to 35 U.S.C. 151, iii) if the record was filed in an application which became abandoned or in which the proceedings were terminated and which application is referenced by either a published application, an application open to public inspections, or an issued patent, or iv) without publication of the application or patent under the specific circumstances provided for by 37 CFR 1.14(a)(1)(v)-(vii); and/or 3) the National Archives and Records Administration, for inspection of records.

UNITED STATES
PATENT AND TRADEMARK OFFICE

P.O. Box 1450
Alexandria, VA 22313 - 1450
www.uspto.gov

# ELECTRONIC ACKNOWLEDGEMENT RECEIPT

| APPLICATION # | RECEIPT DATE / TIME | ATTORNEY DOCKET # |
|---|---|---|
| **18/535,572** | **12/20/2023 03:09:33 PM Z ET** | **WRN.1001** |

## Title of Invention

SYSTEM AND METHODS FOR SUBSIDIARY CHANNEL-BASED THREAD COMMUNICATIONS

## Application Information

| | | | |
|---|---|---|---|
| APPLICATION TYPE | Utility - Nonprovisional Application under 35 USC 111(a) | PATENT # | - |
| CONFIRMATION # | 8749 | FILED BY | Aubry Blackburn |
| PATENT CENTER # | 63687846 | FILING DATE | - |
| CUSTOMER # | 144359 | FIRST NAMED INVENTOR | Marc A. Cohen |
| CORRESPONDENCE ADDRESS | - | AUTHORIZED BY | Robert Plotkin |

## Documents

**TOTAL DOCUMENTS: 3**

| DOCUMENT | PAGES | DESCRIPTION | SIZE (KB) |
|---|---|---|---|
| 2023-12-20 WRN.1001_USPTO_AIA82.pdf | 3 | Power of Attorney | 397 KB |
| WRN.1001 KATZ Declaration.pdf | 5 | Oath or Declaration filed | 2531 KB |
| 2023-12-20 WRN.1001 Declaration executed - Marc Jeffrey.pdf | 4 | Oath or Declaration filed | 477 KB |

## Digest

| DOCUMENT | MESSAGE DIGEST(SHA-512) |
|---|---|
| 2023-12-20 WRN.1001_USPTO_AIA82.pdf | ABA82C7B658398C5B3E36466C85C995F78088097ED6F13E12CD3D5A92DC8D8C8887F83436C5380D202E13D824F3BB8DE492F935C1F5FEC8A702EB7BD032C08AD |
| WRN.1001 KATZ Declaration.pdf | 53DFE1F0226B40CFE490B501C719C9B05D2CBECF71A861EBB052A4C6AA3225198EE92972D41D640F8B3309DC823A13D73A554D0EE3FD476D5F37332A98D4F83C |
| 2023-12-20 WRN.1001 Declaration executed - Marc Jeffrey.pdf | 4B385503053F9268FA7D97347B2F9621B852A52C3249176D7B61A6FEA25F41A9000899272BE91180D8A9456745D3FF523A4CA27A2148C5B8D1C3CCD0F2B5F5EA |

This Acknowledgement Receipt evidences receipt on the noted date by the USPTO of the indicated documents, characterized by the applicant, and including page counts, where applicable. It serves as evidence of receipt similar to a Post Card, as described in MPEP 503.

**New Applications Under 35 U.S.C. 111**

If a new application is being filed and the application includes the necessary components for filing date (see 37 CFR 1.53(b)-(d) and MPEP 506), a Filing Receipt (37 CFR 1.54) will be issued in due course and the date shown on this Acknowledgement Receipt will establish the filing date of the application

**National Stage of an International Application under 35 U.S.C. 371**

If a timely submission to enter the national stage of an international application is compliant with the conditions of 35 U.S.C. 371 and other applicable requirements a Form PCT/DO/EO/903 indicating acceptance of the application as a national stage submission under 35 U.S.C. 371 will be issued in addition to the Filing Receipt, in due course.

**New International Application Filed with the USPTO as a Receiving Office**

If a new international application is being filed and the international application includes the necessary components for an international filing date (see PCT Article 11 and MPEP 1810), a Notification of the International Application Number and of the International Filing Date (Form PCT/RO/105) will be issued in due course, subject to prescriptions concerning national security, and the date shown on this Acknowledgement Receipt will establish the international filing date of the application.

UNITED STATES PATENT AND TRADEMARK OFFICE

UNITED STATES DEPARTMENT OF COMMERCE
United States Patent and Trademark Office
Address: COMMISSIONER FOR PATENTS
P.O. Box 1450
Alexandria, Virginia 22313-1450
www.uspto.gov

| APPLICATION NUMBER | FILING or 371(c) DATE | GRP ART UNIT | FIL FEE REC'D | ATTY.DOCKET.NO | TOT CLAIMS | IND CLAIMS |
|---|---|---|---|---|---|---|
| 18/535,572 | 12/11/2023 | | 1320 | WRN.1001 | 30 | 4 |

**CONFIRMATION NO. 8749**

**FILING RECEIPT**

OC000000066154235

144359
Blueshift IP LLC
1 Broadway, 14th Floor
Cambridge, MA 02142

Date Mailed: 12/22/2023

Receipt is acknowledged of this non-provisional utility patent application. The application will be taken up for examination in due course. Applicant will be notified as to the results of the examination. Any correspondence concerning the application must include the following identification information: the U.S. APPLICATION NUMBER, FILING DATE, NAME OF FIRST INVENTOR, and TITLE OF INVENTION. Fees transmitted by check or draft are subject to collection.

**Please verify the accuracy of the data presented on this receipt.** If an error is noted on this Filing Receipt, please submit a written request for a corrected Filing Receipt, including a properly marked-up ADS showing the changes with strike-through for deletions and underlining for additions. If you received a "Notice to File Missing Parts" or other Notice requiring a response for this application, please submit any request for correction to this Filing Receipt with your reply to the Notice. When the USPTO processes the reply to the Notice, the USPTO will generate another Filing Receipt incorporating the requested corrections provided that the request is grantable.

**Inventor(s)**

Marc A. Cohen, Blue Bell, PA;
Jeffrey A. Cohen, Blue Bell, PA;
Erik S. Katz, Sands Point, NY;

**Applicant(s)**

Wrinkl, Inc., Blue Bell, PA;

**Power of Attorney:** None

**Domestic Priority data as claimed by applicant**

This application is a CON of 18/073,652 12/02/2022
which is a CON of 17/065,494 10/07/2020 PAT 11,522,821
which is a CIP of 16/931,283 07/16/2020 PAT 10,805,247
which is a CIP of 16/712,952 12/12/2019 PAT 10,728,192
which is a CON of 16/376,427 04/05/2019 PAT 10,547,575
which is a CIP of 16/014,578 06/21/2018 PAT 11,388,120
which is a CIP of 15/858,696 12/29/2017 PAT 10,025,475
which is a CIP of 15/431,077 02/13/2017 PAT 9,860,198
which claims benefit of 62/446,067 01/13/2017
and said 17/065,494 10/07/2020 is a CIP of 16/931,283 07/16/2020 PAT 10,805,247
which is a CIP of 16/746,412 01/17/2020 PAT 10,999,226
which is a CIP of 16/712,952 12/12/2019 PAT 10,728,192
which is a CON of 16/376,427 04/05/2019 PAT 10,547,575
which is a CIP of 16/014,578 06/21/2018 PAT 11,388,120

which is a CIP of 15/858,696 12/29/2017 PAT 10,025,475
which is a CIP of 15/431,077 02/13/2017 PAT 9,860,198
and said 17/065,494 10/07/2020 is a CIP of 16/931,283 07/16/2020 PAT 10,805,247
which is a CIP of 16/746,412 01/17/2020 PAT 10,999,226
which is a CIP of 16/376,427 04/05/2019 PAT 10,547,575
which is a CIP of 16/014,578 06/21/2018 PAT 11,388,120
which is a CIP of 15/858,696 12/29/2017 PAT 10,025,475
which is a CIP of 15/431,077 02/13/2017 PAT 9,860,198
which claims benefit of 62/446,067 01/13/2017
and said 15/858,696 12/29/2017 claims benefit of 62/518,905 06/13/2017
and said 17/065,494 10/07/2020 is a CIP of 16/931,283 07/16/2020 PAT 10,805,247
which is a CIP of 16/746,412 01/17/2020 PAT 10,999,226
which is a CIP of 16/376,427 04/05/2019 PAT 10,547,575
which claims benefit of 62/783,410 12/21/2018
and claims benefit of 62/666,137 05/03/2018
and said 17/065,494 10/07/2020 is a CIP of 16/931,283 07/16/2020 PAT 10,805,247
which claims benefit of 63/045,513 06/29/2020
and said 16/014,578 06/21/2018 is a CIP of 15/609,663 05/31/2017 PAT 10,009,300
which is a CON of 15/293,620 10/14/2016 PAT 9,712,466
which claims benefit of 62/358,719 07/06/2016
and claims benefit of 62/253,229 11/10/2015

Foreign Applications for which priority is claimed (You may be eligible to benefit from the Patent Prosecution Highway program at the USPTO. Please see http://www.uspto.gov for more information.) - None.
Foreign application information must be provided in an Application Data Sheet in order to constitute a claim to foreign priority. See 37 CFR 1.55 and 1.76.

**Permission to Access Application via Priority Document Exchange:** Yes

**Permission to Access Search Results:** Yes

Applicant may provide or rescind an authorization for access using Form PTO/SB/39 or Form PTO/SB/69 as appropriate.

**If Required, Foreign Filing License Granted:** 12/20/2023

The country code and number of your priority application, to be used for filing abroad under the Paris Convention, is **US 18/535,572**

**Projected Publication Date:** 03/28/2024

**Non-Publication Request:** No

**Early Publication Request:** No
**** SMALL ENTITY ****
**Title**

SYSTEM AND METHODS FOR SUBSIDIARY CHANNEL-BASED THREAD COMMUNICATIONS

**Preliminary Class**

**Statement under 37 CFR 1.55 or 1.78 for AIA (First Inventor to File) Transition Applications:** No

## PROTECTING YOUR INVENTION OUTSIDE THE UNITED STATES

Since the rights granted by a U.S. patent extend only throughout the territory of the United States and have no effect in a foreign country, an inventor who wishes patent protection in another country must apply for a patent in a specific country or in regional patent offices. Applicants may wish to consider the filing of an international application under the Patent Cooperation Treaty (PCT). An international (PCT) application generally has the same effect as a regular national patent application in each PCT-member country. The PCT process **simplifies** the filing of patent applications on the same invention in member countries, but **does not result** in a grant of "an international patent" and does not eliminate the need of applicants to file additional documents and fees in countries where patent protection is desired.

Almost every country has its own patent law, and a person desiring a patent in a particular country must make an application for patent in that country in accordance with its particular laws. Since the laws of many countries differ in various respects from the patent law of the United States, applicants are advised to seek guidance from specific foreign countries to ensure that patent rights are not lost prematurely.

Applicants also are advised that in the case of inventions made in the United States, the Director of the USPTO must issue a license before applicants can apply for a patent in a foreign country. The filing of a U.S. patent application serves as a request for a foreign filing license. The application's filing receipt contains further information and guidance as to the status of applicant's license for foreign filing.

Applicants may wish to consult the USPTO booklet, "General Information Concerning Patents" (specifically, the section entitled "Treaties and Foreign Patents") for more information on timeframes and deadlines for filing foreign patent applications. The guide is available either by contacting the USPTO Contact Center at 800-786-9199, or it can be viewed on the USPTO website at http://www.uspto.gov/web/offices/pac/doc/general/index.html.

For information on preventing theft of your intellectual property (patents, trademarks and copyrights), you may wish to consult the U.S. Government website, http://www.stopfakes.gov. Part of a Department of Commerce initiative, this website includes self-help "toolkits" giving innovators guidance on how to protect intellectual property in specific countries such as China, Korea and Mexico. For questions regarding patent enforcement issues, applicants may call the U.S. Government hotline at 1-866-999-HALT (1-866-999-4258).

## LICENSE FOR FOREIGN FILING UNDER

## Title 35, United States Code, Section 184

## Title 37, Code of Federal Regulations, 5.11 & 5.15

**GRANTED**

The applicant has been granted a license under 35 U.S.C. 184, if the phrase "IF REQUIRED, FOREIGN FILING LICENSE GRANTED" followed by a date appears on this form. Such licenses are issued in all applications where the conditions for issuance of a license have been met, regardless of whether or not a license may be required as set forth in 37 CFR 5.15. The scope and limitations of this license are set forth in 37 CFR 5.15(a) unless an earlier license has been issued under 37 CFR 5.15(b). The license is subject to revocation upon written notification. The date indicated is the effective date of the license, unless an earlier license of similar scope has been granted under 37 CFR 5.13 or 5.14.

This license is to be retained by the licensee and may be used at any time on or after the effective date thereof unless it is revoked. This license is automatically transferred to any related applications(s) filed under 37 CFR 1.53(d). This license is not retroactive.

The grant of a license does not in any way lessen the responsibility of a licensee for the security of the subject matter as imposed by any Government contract or the provisions of existing laws relating to espionage and the national security or the export of technical data. Licensees should apprise themselves of current regulations especially with respect to certain countries, of other agencies, particularly the Office of Defense Trade Controls, Department of State (with respect to Arms, Munitions and Implements of War (22 CFR 121-128)); the Bureau of Industry and Security, Department of Commerce (15 CFR parts 730-774); the Office of Foreign AssetsControl, Department of Treasury (31 CFR Parts 500+) and the Department of Energy.

**NOT GRANTED**

No license under 35 U.S.C. 184 has been granted at this time, if the phrase "IF REQUIRED, FOREIGN FILING LICENSE GRANTED" DOES NOT appear on this form. Applicant may still petition for a license under 37 CFR 5.12, if a license is desired before the expiration of 6 months from the filing date of the application. If 6 months has lapsed from the filing date of this application and the licensee has not received any indication of a secrecy order under 35 U.S.C. 181, the licensee may foreign file the application pursuant to 37 CFR 5.15(b).

---

## *SelectUSA*

The United States represents the largest, most dynamic marketplace in the world and is an unparalleled location for business investment, innovation, and commercialization of new technologies. The U.S. offers tremendous resources and advantages for those who invest and manufacture goods here. Through SelectUSA, our nation works to promote and facilitate business investment. SelectUSA provides information assistance to the international investor community; serves as an ombudsman for existing and potential investors; advocates on behalf of U.S. cities, states, and regions competing for global investment; and counsels U.S. economic development organizations on investment attraction best practices. To learn more about why the United States is the best country in the world to develop technology, manufacture products, deliver services, and grow your business, visit http://www.SelectUSA.gov or call +1-202-482-6800.

| PATENT APPLICATION FEE DETERMINATION RECORD<br>Substitute for Form PTO-875 | Application or Docket Number<br>18/535,572 |
|---|---|

## APPLICATION AS FILED - PART I

| FOR | (Column 1) NUMBER FILED | (Column 2) NUMBER EXTRA | SMALL ENTITY RATE($) | SMALL ENTITY FEE($) | OR | OTHER THAN SMALL ENTITY RATE($) | OTHER THAN SMALL ENTITY FEE($) |
|---|---|---|---|---|---|---|---|
| BASIC FEE (37 CFR 1.16(a), (b), or (c)) | N/A | N/A | N/A | 64 | | N/A | |
| SEARCH FEE (37 CFR 1.16(k), (i), or (m)) | N/A | N/A | N/A | 280 | | N/A | |
| EXAMINATION FEE (37 CFR 1.16(o), (p), or (q)) | N/A | N/A | N/A | 320 | | N/A | |
| TOTAL CLAIMS (37 CFR 1.16(i)) | 30 minus 20 = | * 10 | x 40 = | 400 | OR | | |
| INDEPENDENT CLAIMS (37 CFR 1.16(h)) | 4 minus 3 = | * 1 | x 192 = | 192 | | | |
| APPLICATION SIZE FEE (37 CFR 1.16(s)) | If the specification and drawings exceed 100 sheets of paper, the application size fee due is $310 ($155 for small entity) for each additional 50 sheets or fraction thereof. See 35 U.S.C. 41(a)(1)(G) and 37 CFR 1.16(s). | | | 0 | | | |
| MULTIPLE DEPENDENT CLAIM PRESENT (37 CFR 1.16(j)) | | | | 0 | | | |
| * If the difference in column 1 is less than zero, enter "0" in column 2. | | | TOTAL | 1256 | | TOTAL | |

## APPLICATION AS AMENDED - PART II

| | | (Column 1) CLAIMS REMAINING AFTER AMENDMENT | | (Column 2) HIGHEST NUMBER PREVIOUSLY PAID FOR | (Column 3) PRESENT EXTRA | SMALL ENTITY RATE($) | SMALL ENTITY ADDITIONAL FEE($) | OR | OTHER THAN SMALL ENTITY RATE($) | OTHER THAN SMALL ENTITY ADDITIONAL FEE($) |
|---|---|---|---|---|---|---|---|---|---|---|
| AMENDMENT A | Total (37 CFR 1.16(i)) | * | Minus | ** | = | x = | | OR | x = | |
| AMENDMENT A | Independent (37 CFR 1.16(h)) | * | Minus | *** | = | x = | | OR | x = | |
| AMENDMENT A | Application Size Fee (37 CFR 1.16(s)) | | | | | | | | | |
| AMENDMENT A | FIRST PRESENTATION OF MULTIPLE DEPENDENT CLAIM (37 CFR 1.16(j)) | | | | | | | OR | | |
| | | | | | | TOTAL ADD'L FEE | | OR | TOTAL ADD'L FEE | |

| | | (Column 1) CLAIMS REMAINING AFTER AMENDMENT | | (Column 2) HIGHEST NUMBER PREVIOUSLY PAID FOR | (Column 3) PRESENT EXTRA | RATE($) | ADDITIONAL FEE($) | OR | RATE($) | ADDITIONAL FEE($) |
|---|---|---|---|---|---|---|---|---|---|---|
| AMENDMENT B | Total (37 CFR 1.16(i)) | * | Minus | ** | = | x = | | OR | x = | |
| AMENDMENT B | Independent (37 CFR 1.16(h)) | * | Minus | *** | = | x = | | OR | x = | |
| AMENDMENT B | Application Size Fee (37 CFR 1.16(s)) | | | | | | | | | |
| AMENDMENT B | FIRST PRESENTATION OF MULTIPLE DEPENDENT CLAIM (37 CFR 1.16(j)) | | | | | | | OR | | |
| | | | | | | TOTAL ADD'L FEE | | OR | TOTAL ADD'L FEE | |

* If the entry in column 1 is less than the entry in column 2, write "0" in column 3.
** If the "Highest Number Previously Paid For" IN THIS SPACE is less than 20, enter "20".
*** If the "Highest Number Previously Paid For" IN THIS SPACE is less than 3, enter "3".
The "Highest Number Previously Paid For" (Total or Independent) is the highest found in the appropriate box in column 1.

UNITED STATES PATENT AND TRADEMARK OFFICE

UNITED STATES DEPARTMENT OF COMMERCE
United States Patent and Trademark Office
Address: COMMISSIONER FOR PATENTS
P.O. Box 1450
Alexandria, Virginia 22313-1450
www.uspto.gov

| APPLICATION NUMBER | FILING OR 371(C) DATE | FIRST NAMED APPLICANT | ATTY. DOCKET NO./TITLE |
|---|---|---|---|
| 18/535,572 | 12/11/2023 | Marc A. Cohen | WRN.1001 |

**CONFIRMATION NO. 8749**

144359
Blueshift IP LLC
1 Broadway, 14th Floor
Cambridge, MA 02142

**INFORMAL NOTICE**

*OC000000066154237*

Date Mailed: 12/22/2023

## INFORMATIONAL NOTICE TO APPLICANT

Applicant is notified that the above-identified application contains the deficiencies noted below. No period for reply is set forth in this notice for correction of these deficiencies. However, if a deficiency relates to the inventor's oath or declaration, the applicant must file an oath or declaration in compliance with 37 CFR 1.63, or a substitute statement in compliance with 37 CFR 1.64, executed by or with respect to each actual inventor no later than the expiration of the time period set in the "Notice of Allowability" to avoid abandonment. See 37 CFR 1.53(f).

The item(s) indicated below are also required and should be submitted with any reply to this notice to avoid further processing delays.

- A properly executed inventor's oath or declaration has not been received for the following inventor(s):

  Marc A. Cohen
  Jeffrey A. Cohen
  Erik S. Katz

  An inventor's oath or declaration in compliance with 37 CFR 1.63 or 1.64 executed by or with respect to each inventor must be submitted no later than the date on which the issue fee is paid in response to a notice requiring such fee. See 37 CFR 1.53(f).

Questions about the contents of this notice and the requirements it sets forth should be directed to the Office of Data Management, Application Assistance Unit, at **(571) 272-4000** or **(571) 272-4200** or **1-888-786-0101**.

/ederido/

# United States Patent and Trademark Office

*Under Secretary of Commerce for Intellectual Property and*
*Director of the United States Patent and Trademark Office*

## WELCOME TO THE UNITED STATES PATENT AND TRADEMARK OFFICE (USPTO)

*Congratulations on taking the first step to protect your invention. You can now advertise or mark any products covered by this application for your invention as **"Patent Pending"** for as long as this application is pending!*

*We are here to help you on the rest of your journey.*

**New to the process?** The Patent Basics page will take you from "What is a patent?" to assistance with the application process.

- **www.uspto.gov/PatentBasics**

**Consider cost savings.** You might qualify for small entity or micro entity status, which means a discount on most USPTO patent fees.

- **www.uspto.gov/EntityStatus**

**Become a registered electronic filer (eFiler).** You'll gain access to the full capabilities of Patent Center. As a registered eFiler, you can electronically view your submission, track the progress of your application, and respond to USPTO correspondence.

- **www.uspto.gov/NewPatentFilers**

**Learn how to identify which of your creative ideas might be intellectual property assets** and how to protect them by using the USPTO Intellectual Property (IP) Identifier.

- **ipidentifier.uspto.gov**

We also provide Pro Se Assistance, support specifically geared for **independent inventors without an attorney or agent.** Follow the link below, call us at 866-767-3848, or email **proseassistancecenter@uspto.gov**.

- **www.uspto.gov/ProSePatents**

**Need help near you?** We have regional offices across the country, as well as Patent and Trademark Resource Centers in libraries in nearly every state, with specialists standing by to help you at no cost.

- **www.uspto.gov/locations**
- **www.uspto.gov/ptrc**

**Contact us:**

- **General information:** USPTO Contact Center
  - **www.uspto.gov/help**
- **Patent Center:**
  Patent Electronic Business Center
  - **www.uspto.gov/EBC**
- **Pre or post-examination:** Application Assistance Unit
  - **www.uspto.gov/PatentAssistance**

**Want to learn more?**

- **Access our free services** all in one spot. Find all of our contact centers, nationwide services, events, education, and training.
  - **www.uspto.gov/FreeServices**
- **Connect with us** on Instagram, LinkedIn, Twitter, Facebook, and YouTube.
- **Hear about resources for startups, inventors, and entrepreneurs,** as well as our initiatives engaging women, the military community, and others. These programs offer helpful tips and tricks on identifying and managing your IP, finding options for funding, and expanding your network to support your business.
  - **www.uspto.gov/startups**
  - **www.uspto.gov/inventors**
  - **www.uspto.gov/initiatives**
- We hope you connect with us by subscribing to receive important notifications by email.
  - **www.uspto.gov/subscribe**

Kathi Vidal

**Kathi Vidal**
Under Secretary of Commerce for Intellectual Property and
Director of the United States Patent and Trademark Office

**Derrick Brent**
Deputy Under Secretary of Commerce for Intellectual Property and
Deputy Director of the United States Patent and Trademark Office