US007089428B2

(12) **United States Patent**
Farley et al.

(10) **Patent No.: US 7,089,428 B2**
(45) **Date of Patent: Aug. 8, 2006**

(54) **METHOD AND SYSTEM FOR MANAGING COMPUTER SECURITY INFORMATION**

(75) Inventors: **Timothy P. Farley**, Atlanta, GA (US); **John M. Hammer**, Norcross, GA (US); **Bryan Douglas Williams**, Lawrenceville, GA (US); **Philip Charles Brass**, Roswell, GA (US); **George C. Young**, Norcross, GA (US); **Derek John Mezack**, Marietta, GA (US)

(73) Assignee: **Internet Security Systems, Inc.**, Atlanta, GA (US)

(*) Notice: Subject to any disclaimer, the term of this patent is extended or adjusted under 35 U.S.C. 154(b) by 712 days.

(21) Appl. No.: **09/844,447**

(22) Filed: **Apr. 27, 2001**

(65) **Prior Publication Data**

US 2002/0078381 A1 Jun. 20, 2002

Related U.S. Application Data

(60) Provisional application No. 60/200,316, filed on Apr. 28, 2000.

(51) **Int. Cl.**

G06F 11/30	(2006.01)
G06F 12/14	(2006.01)
H04L 9/00	(2006.01)
H04L 9/32	(2006.01)

(52) **U.S. Cl.** **713/200**; 713/201

(58) **Field of Classification Search** 713/200, 713/201

See application file for complete search history.

(56) **References Cited**

U.S. PATENT DOCUMENTS

4,819,234	A	4/1989	Huber
5,278,901	A	1/1994	Shieh et al.
5,345,595	A	9/1994	Johnson et al.
5,414,833	A	5/1995	Hershey et al.
5,475,839	A	12/1995	Watson et al.
5,586,260	A	12/1996	Hu

(Continued)

FOREIGN PATENT DOCUMENTS

EP	0 985 995 A1	3/2001
WO	WO 00/54458	9/2000
WO	WO 01/84285	11/2001
WO	WO 02/06928	1/2002
WO	WO 02/056152	7/2002

OTHER PUBLICATIONS

Hiverworld Continuous Adaptive Risk Management, Hiverworld, Inc., 1999–2000, pp. 1–14.

(Continued)

Primary Examiner—Gilberto Barron Jr.
Assistant Examiner—Grigory Gurshman
(74) *Attorney, Agent, or Firm*—King & Spalding LLP

(57) **ABSTRACT**

A security management system includes a fusion engine which "fuses" or assembles information from multiple data sources and analyzes this information in order to detect relationships between raw events that may indicate malicious behavior and to provide an organized presentation of information to consoles without slowing down the processing performed by the data sources. The multiple data sources can comprise sensors or detectors that monitor network traffic or individual computers or both. The sensors can comprise devices that may be used in intrusion detection systems (IDS). The data sources can also comprise firewalls, audit systems, and other like security or IDS devices that monitor data traffic in real-time. The present invention can identify relationships between one or more real-time, raw computer events as they are received in real-time. The fusion engine can also assess and rank the risk of real-time raw events as well as mature correlation events.

37 Claims, 12 Drawing Sheets

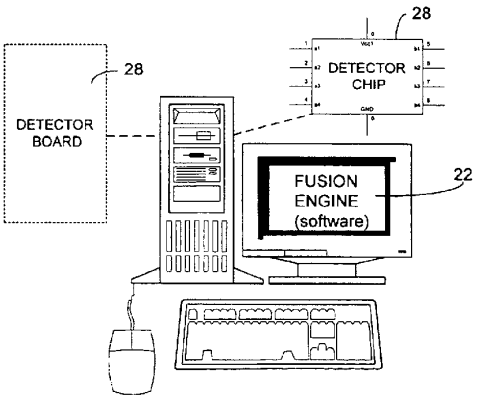

U.S. PATENT DOCUMENTS

5,590,331	A	12/1996	Lewis et al.
5,606,668	A	2/1997	Shwed
5,623,601	A	4/1997	Vu
5,630,061	A	5/1997	Richter et al.
5,761,504	A	6/1998	Corrigan et al.
5,764,887	A	6/1998	Kells et al.
5,764,890	A	6/1998	Glasser et al.
5,787,177	A	7/1998	Leppek
5,796,942	A	8/1998	Esbensen
5,798,706	A	8/1998	Kraemer et al.
5,815,574	A	9/1998	Fortinsky
5,828,833	A	10/1998	Belville et al.
5,832,208	A	11/1998	Chen et al.
5,832,211	A	11/1998	Blakley, III et al.
5,835,726	A	11/1998	Shwed et al.
5,838,903	A	11/1998	Blakely, III et al.
5,857,191	A	1/1999	Blackwell, Jr. et al.
5,864,665	A	1/1999	Tran
5,875,296	A	2/1999	Shi et al.
5,881,236	A	3/1999	Dickey
5,884,033	A	3/1999	Duvall et al.
5,950,012	A	9/1999	Shiell et al.
5,964,839	A	10/1999	Johnson et al.
5,983,270	A	11/1999	Abraham et al.
5,983,348	A	11/1999	Ji
5,987,606	A	11/1999	Cirasole et al.
5,987,611	A	11/1999	Freund
6,014,645	A	1/2000	Cunningham
6,016,553	A	1/2000	Schneider et al.
6,026,442	A	2/2000	Lewis et al.
6,035,423	A	3/2000	Hodges et al.
6,041,347	A	3/2000	Harsham et al.
6,061,795	A	5/2000	Dircks et al.
6,085,224	A	7/2000	Wagner
6,088,803	A	7/2000	Tso et al.
6,088,804	A	7/2000	Hill et al.
6,098,173	A	8/2000	Elgressy et al.
6,119,234	A	9/2000	Aziz et al.
6,266,774	B1	7/2001	Sampath et al.
6,275,938	B1	8/2001	Bond et al.
6,405,318	B1	6/2002	Rowland
6,453,345	B1 *	9/2002	Trcka et al. 709/224
6,606,744	B1 *	8/2003	Mikurak 717/174

OTHER PUBLICATIONS

Jagannathan et al., "System Design Document: Next–Generation Intrusion Detection Expert System (NIDES)," Internet Citation, Mar. 9, 1993, #XP002136082, pp. 1–66.

Juanita Koilpillai, "Adaptive Network Sccurity Management," Darpa NGI PI Conference, Oct. 26–29, 1998, pp. 1–27.

Essex, David, *E–Sleuths Make Net Safe for E–Commerce, ComputerWorld*, Jun. 2000, see p. 1–2.

Newman, David, *Intrusion Detection Systems, Data Communications*, 1998, see p. 1–9.

International Search Report dated Dec. 31, 2002 for PCT/US02/17161.

* cited by examiner

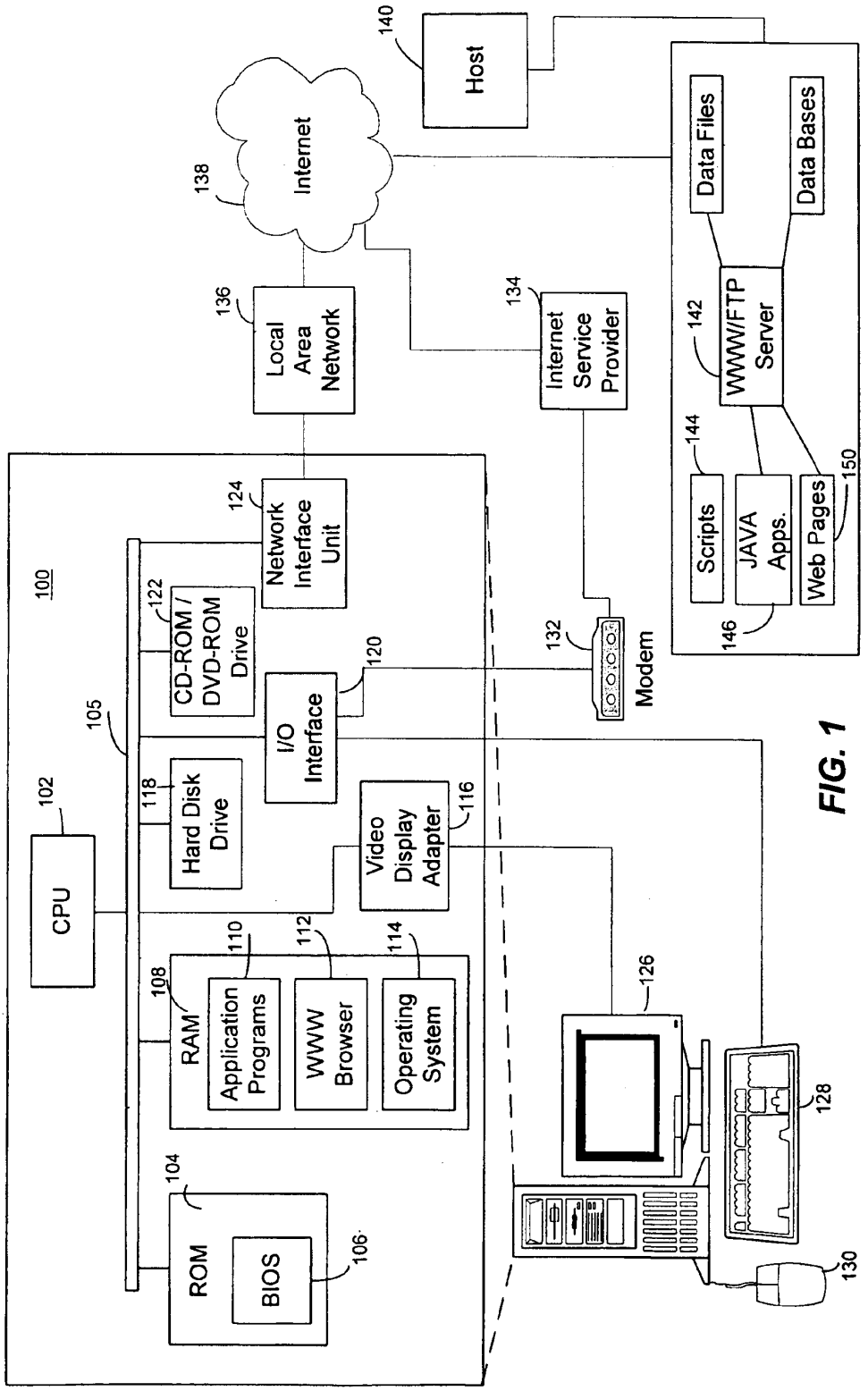
100
CPU
102
105
ROM
BIOS
104
106
RAM
108
Application Programs
110
WWW Browser
112
Operating System
114
Hard Disk Drive
118
CD-ROM / DVD-ROM Drive
122
Network Interface Unit
124
I/O Interface
120
Video Display Adapter
116
Local Area Network
136
Internet
138
Host
140
Internet Service Provider
134
Modem
132
Data Files
Data Bases
WWW/FTP Server
142
Scripts
144
JAVA Apps.
146
Web Pages
150
126
128
130

FIG. 1

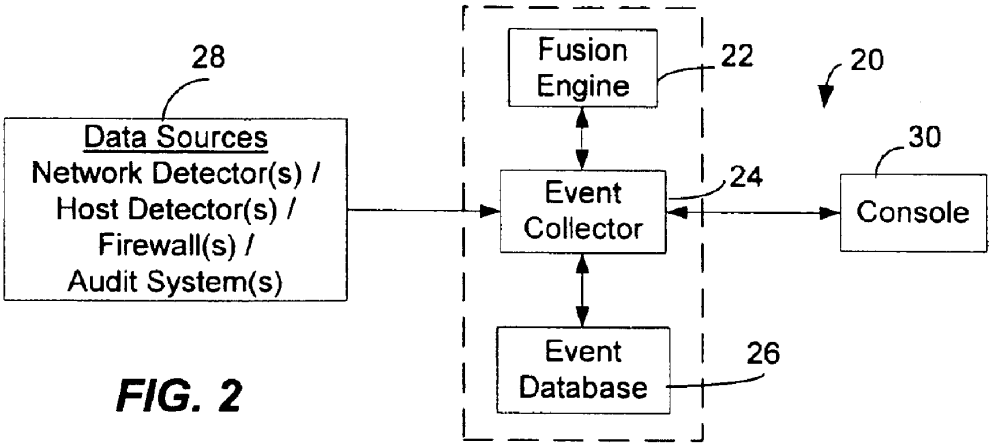

FIG. 2

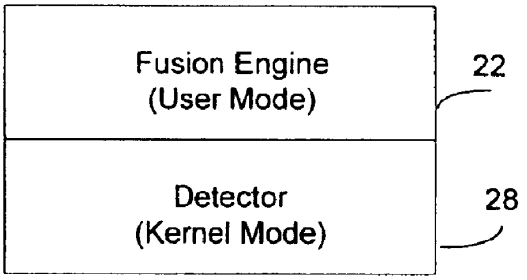

FIG. 3

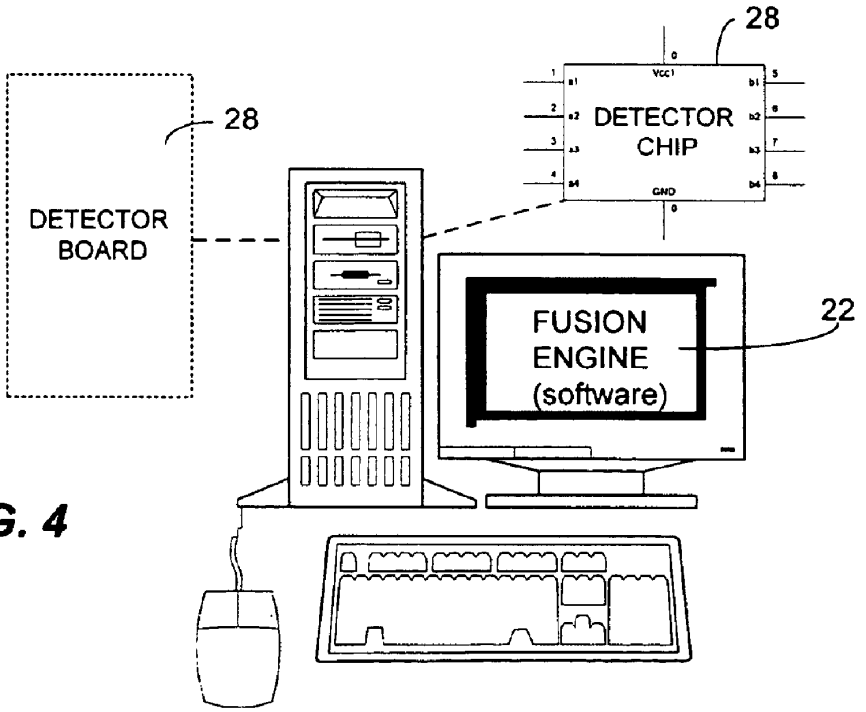

FIG. 4

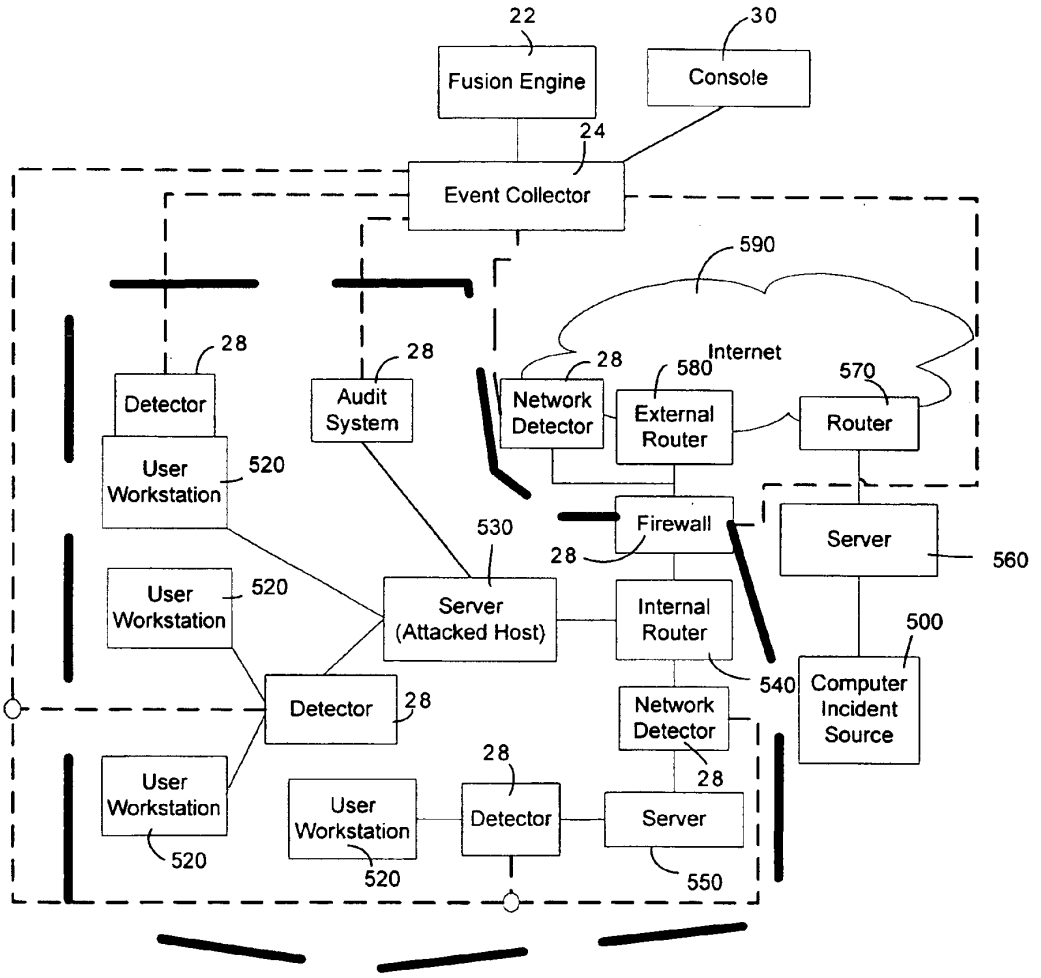
22
Fusion Engine
30
Console
24
Event Collector
590
Internet
28
Detector
28
Audit System
28
Network Detector
580
External Router
570
Router
User Workstation
520
530
Firewall
28
Server
560
User Workstation
520
Server (Attacked Host)
Internal Router
500
540
Computer Incident Source
Detector
28
Network Detector
28
28
User Workstation
520
User Workstation
520
Detector
Server
550

FIG. 5A

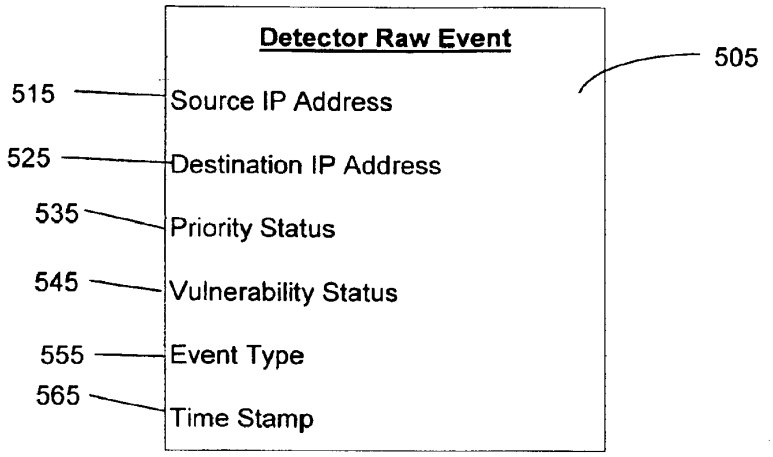
Detector Raw Event
505
515
Source IP Address
525
Destination IP Address
535
Priority Status
545
Vulnerability Status
555
Event Type
565
Time Stamp

FIG. 5B

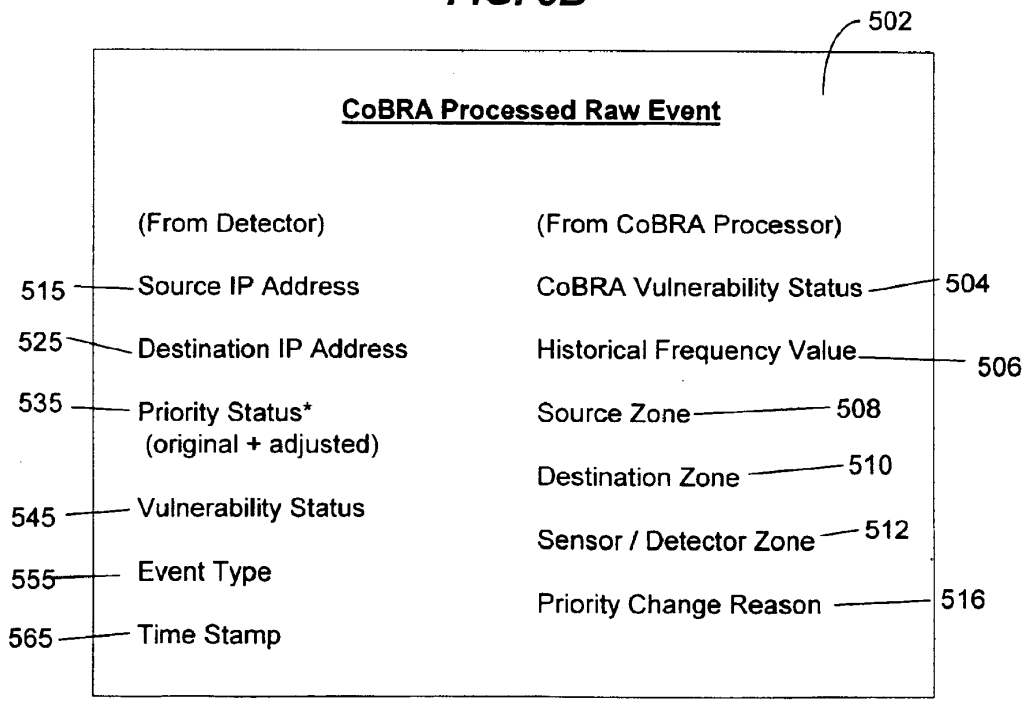
502
CoBRA Processed Raw Event
(From Detector)
(From CoBRA Processor)
515
Source IP Address
525
Destination IP Address
535
Priority Status*
(original + adjusted)
545
Vulnerability Status
555
Event Type
565
Time Stamp
CoBRA Vulnerability Status
504
Historical Frequency Value
506
Source Zone
508
Destination Zone
510
Sensor / Detector Zone
512
Priority Change Reason
516

FIG. 5C

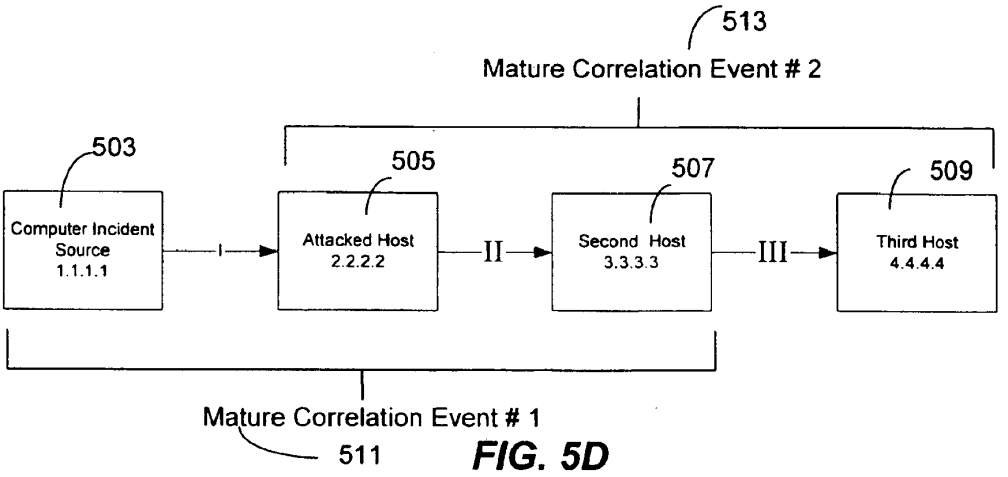

FIG. 5D

Correlation Event #1 511

Inbound Attacks:
Raw Event I:
Source = Computer Incident Source (1.1.1.1)
Destination = Attacked Host (2.2.2.2)

Outbound Attacks:
Raw Event II:
Source = Attacked Host (2.2.2.2)
Destination = Second Host (3.3.3.3)

FIG. 5E

Correlation Event #2 513

Inbound Attacks:
Raw Event II:
Source = Attacked Host (2.2.2.2)
Destination = Second Host (3.3.3.3)

Outbound Attacks:
Raw Event III:
Source = Second Host (3.3.3.3)t
Designation = Third Host (4.4.4.4)

FIG. 5F

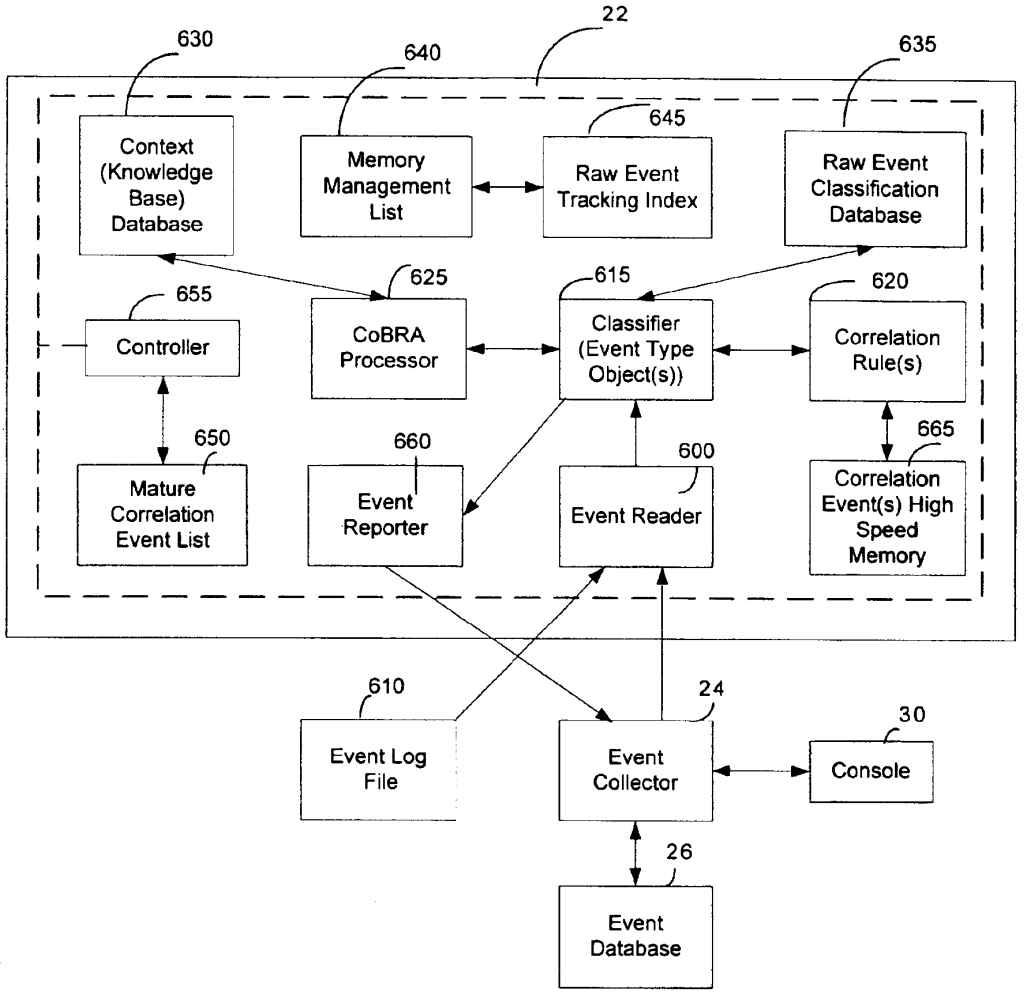
22
630
640
635
645
Context (Knowledge Base) Database
Memory Management List
Raw Event Tracking Index
Raw Event Classification Database
625
615
620
655
Controller
CoBRA Processor
Classifier (Event Type Object(s))
Correlation Rule(s)
650
660
600
665
Mature Correlation Event List
Event Reporter
Event Reader
Correlation Event(s) High Speed Memory
610
24
30
Event Log File
Event Collector
Console
26
Event Database

FIG. 6

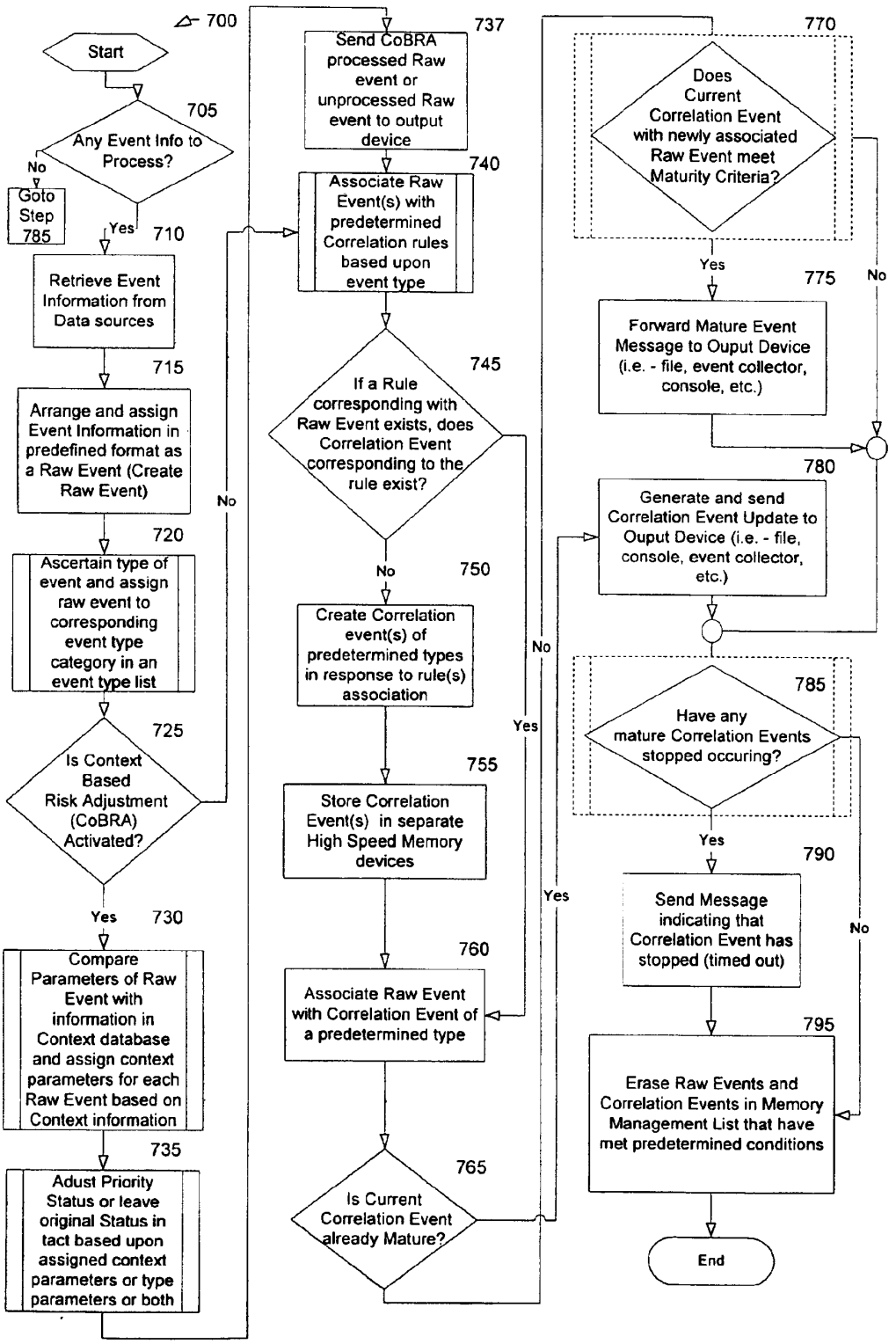
700
Start
705
Any Event Info to Process?
No
Goto Step 785
Yes
710
Retrieve Event Information from Data sources
715
Arrange and assign Event Information in predefined format as a Raw Event (Create Raw Event)
720
Ascertain type of event and assign raw event to corresponding event type category in an event type list
725
Is Context Based Risk Adjustment (CoBRA) Activated?
No
Yes
730
Compare Parameters of Raw Event with information in Context database and assign context parameters for each Raw Event based on Context information
735
Adust Priority Status or leave original Status in tact based upon assigned context parameters or type parameters or both
737
Send CoBRA processed Raw event or unprocessed Raw event to output device
740
Associate Raw Event(s) with predetermined Correlation rules based upon event type
745
If a Rule corresponding with Raw Event exists, does Correlation Event corresponding to the rule exist?
No
Yes
750
Create Correlation event(s) of predetermined types in response to rule(s) association
755
Store Correlation Event(s) in separate High Speed Memory devices
760
Associate Raw Event with Correlation Event of a predetermined type
765
Is Current Correlation Event already Mature?
No
Yes
770
Does Current Correlation Event with newly associated Raw Event meet Maturity Criteria?
Yes
No
775
Forward Mature Event Message to Ouput Device (i.e. - file, event collector, console, etc.)
780
Generate and send Correlation Event Update to Ouput Device (i.e. - file, console, event collector, etc.)
785
Have any mature Correlation Events stopped occuring?
Yes
No
790
Send Message indicating that Correlation Event has stopped (timed out)
795
Erase Raw Events and Correlation Events in Memory Management List that have met predetermined conditions
End

FIG. 7

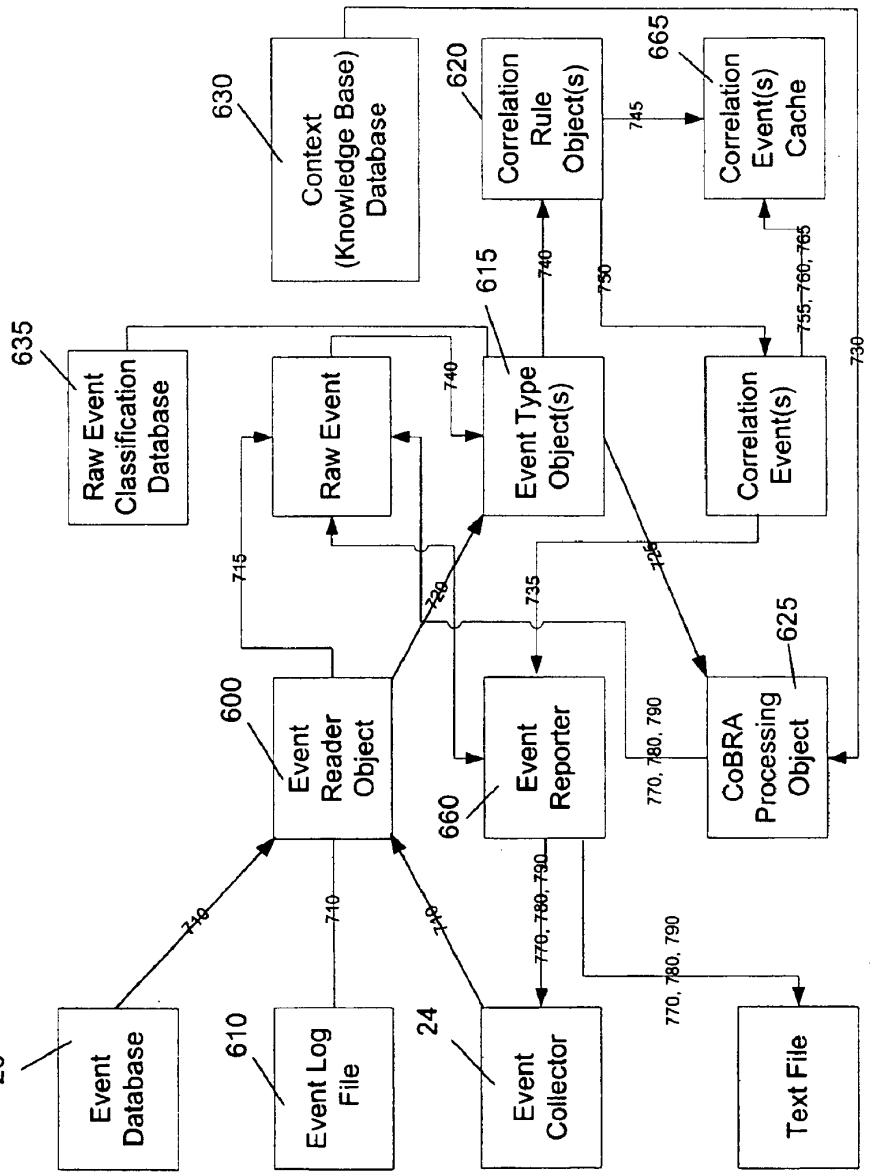
Context (Knowledge Base) Database
630
Correlation Rule Object(s)
620
Correlation Event(s) Cache
665
745
Raw Event Classification Database
635
Raw Event
Event Type Object(s)
615
740
750
755, 760, 765
730
Correlation Event(s)
715
720
735
725
625
Event Reader Object
600
Event Reporter
660
CoBRA Processing Object
770, 780, 790
710
Event Database
26
Event Log File
610
Event Collector
24
Text File

FIG. 8

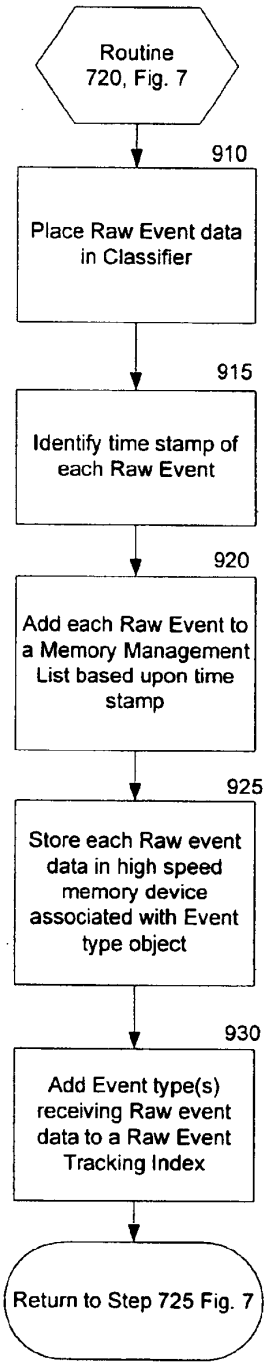
Routine 720, Fig. 7
910
Place Raw Event data in Classifier
915
Identify time stamp of each Raw Event
920
Add each Raw Event to a Memory Management List based upon time stamp
925
Store each Raw event data in high speed memory device associated with Event type object
930
Add Event type(s) receiving Raw event data to a Raw Event Tracking Index
Return to Step 725 Fig. 7

FIG. 9

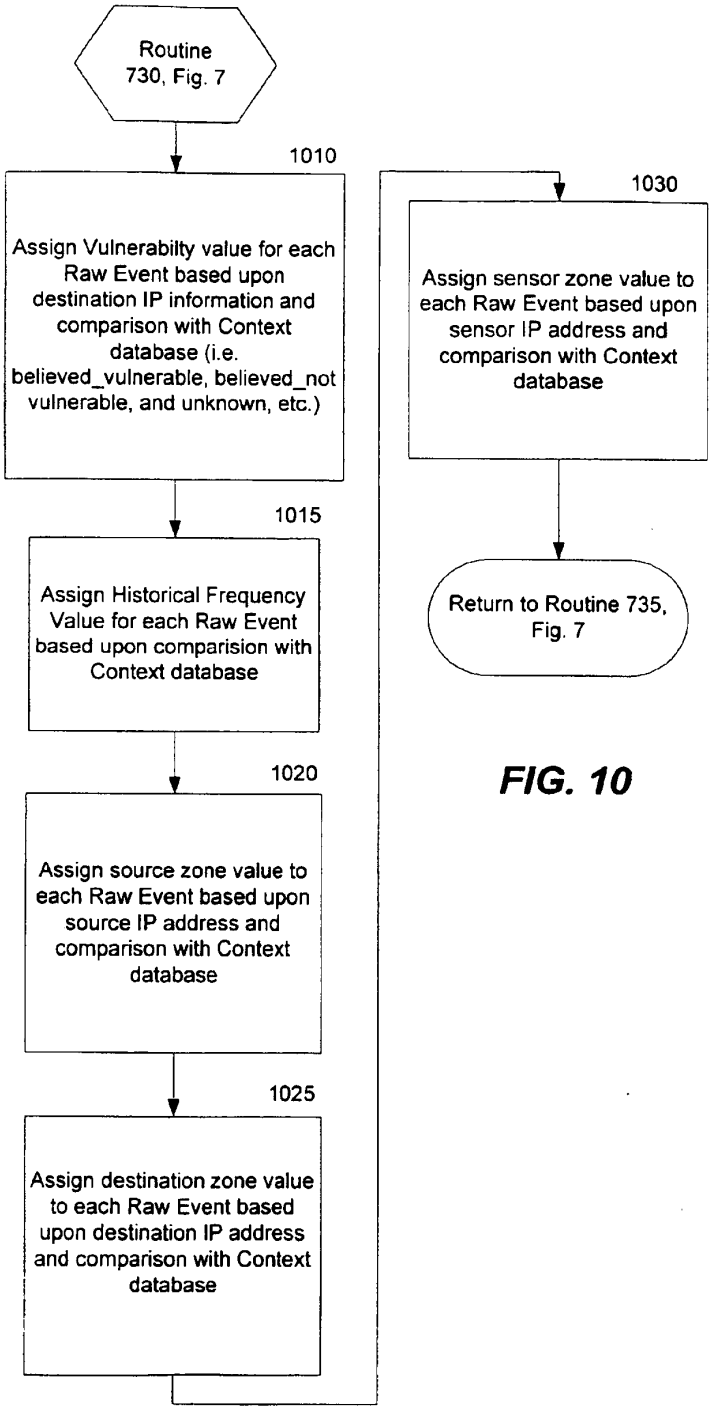
Routine 730, Fig. 7
1010
Assign Vulnerabilty value for each Raw Event based upon destination IP information and comparison with Context database (i.e. believed_vulnerable, believed_not vulnerable, and unknown, etc.)
1015
Assign Historical Frequency Value for each Raw Event based upon comparision with Context database
1020
Assign source zone value to each Raw Event based upon source IP address and comparison with Context database
1025
Assign destination zone value to each Raw Event based upon destination IP address and comparison with Context database
1030
Assign sensor zone value to each Raw Event based upon sensor IP address and comparison with Context database
Return to Routine 735, Fig. 7

FIG. 10

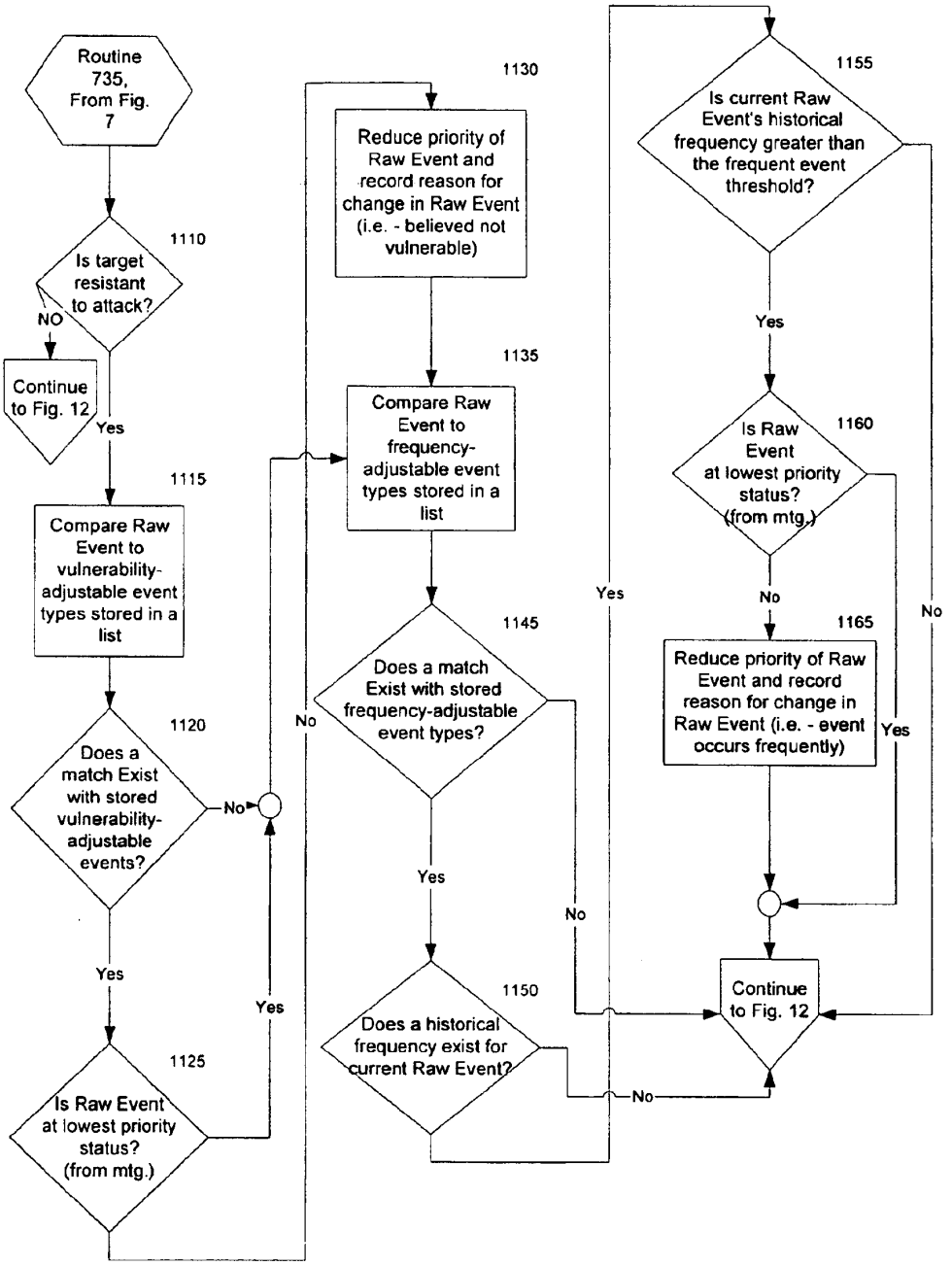
Routine 735, From Fig. 7
1110
Is target resistant to attack?
NO
Continue to Fig. 12
Yes
1115
Compare Raw Event to vulnerability-adjustable event types stored in a list
1120
Does a match Exist with stored vulnerability-adjustable events?
No
Yes
1125
Is Raw Event at lowest priority status? (from mtg.)
Yes
No
1130
Reduce priority of Raw Event and record reason for change in Raw Event (i.e. - believed not vulnerable)
1135
Compare Raw Event to frequency-adjustable event types stored in a list
1145
Does a match Exist with stored frequency-adjustable event types?
No
Yes
1150
Does a historical frequency exist for current Raw Event?
No
Yes
1155
Is current Raw Event's historical frequency greater than the frequent event threshold?
Yes
No
1160
Is Raw Event at lowest priority status? (from mtg.)
No
Yes
1165
Reduce priority of Raw Event and record reason for change in Raw Event (i.e. - event occurs frequently)
Continue to Fig. 12

FIG. 11

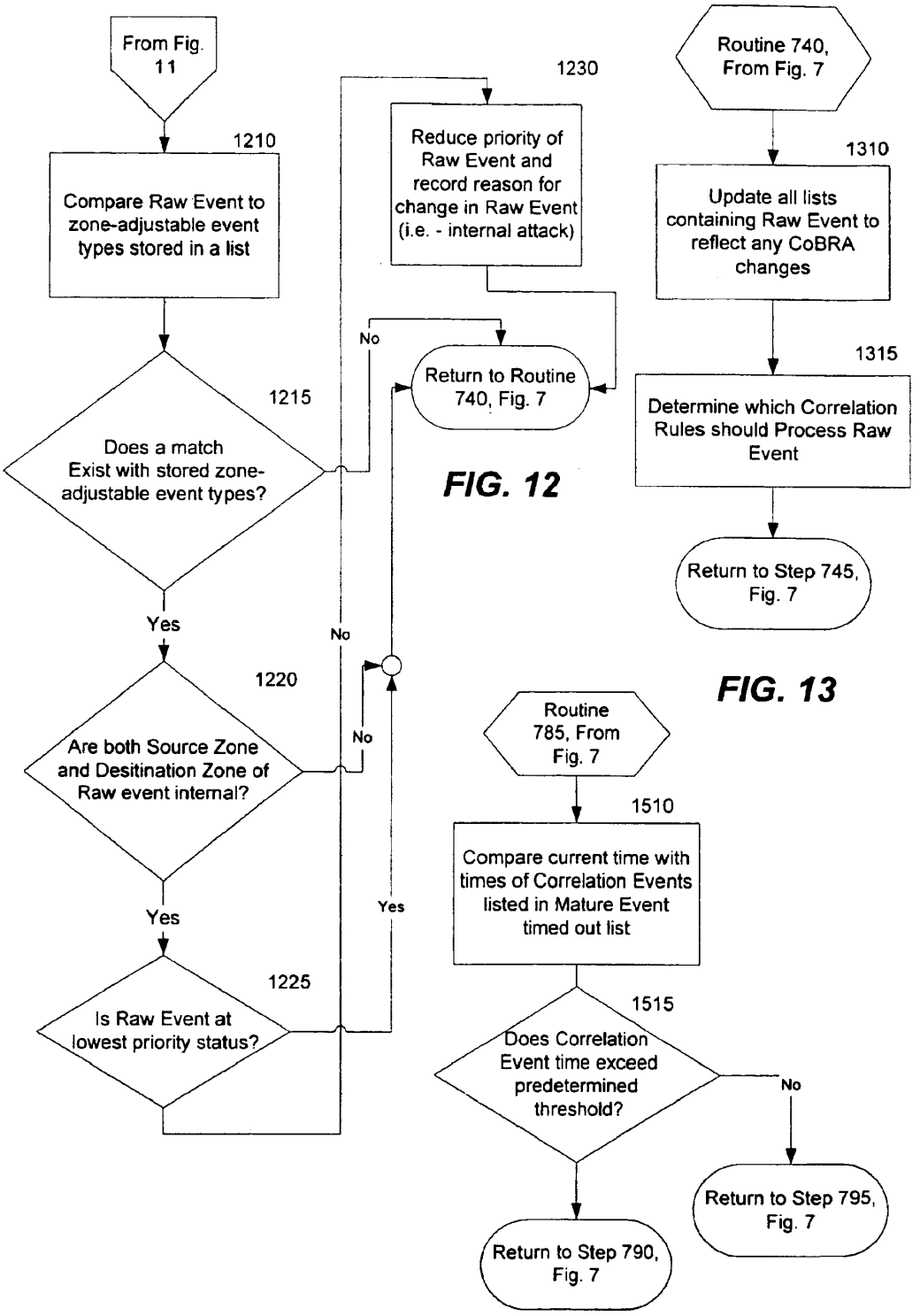

FIG. 12

FIG. 13

FIG. 15

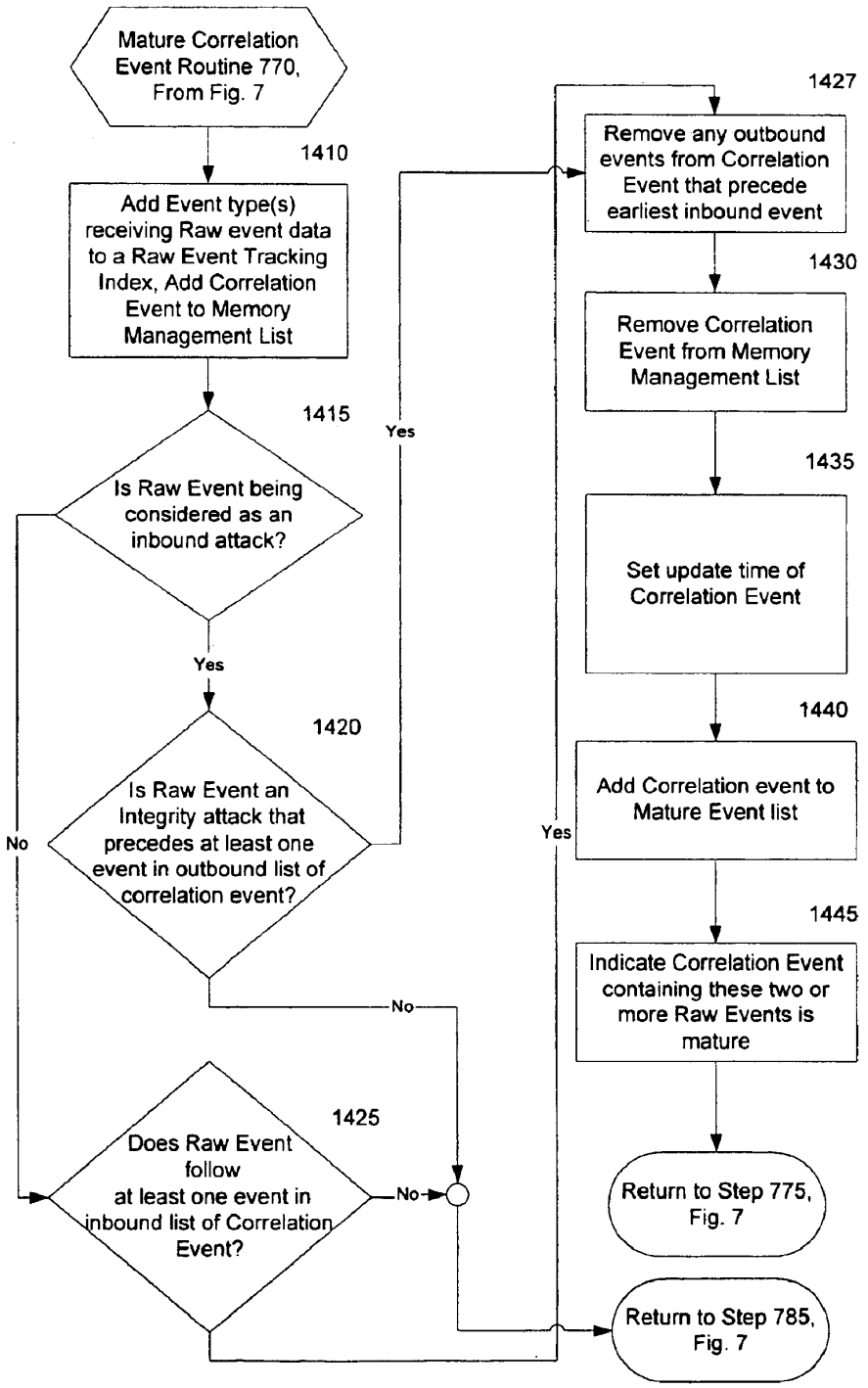
Mature Correlation Event Routine 770, From Fig. 7
1410
Add Event type(s) receiving Raw event data to a Raw Event Tracking Index, Add Correlation Event to Memory Management List
1415
Is Raw Event being considered as an inbound attack?
Yes
No
1420
Is Raw Event an Integrity attack that precedes at least one event in outbound list of correlation event?
Yes
No
1425
Does Raw Event follow at least one event in inbound list of Correlation Event?
No
1427
Remove any outbound events from Correlation Event that precede earliest inbound event
1430
Remove Correlation Event from Memory Management List
1435
Set update time of Correlation Event
1440
Add Correlation event to Mature Event list
1445
Indicate Correlation Event containing these two or more Raw Events is mature
Return to Step 775, Fig. 7
Return to Step 785, Fig. 7

FIG. 14

METHOD AND SYSTEM FOR MANAGING COMPUTER SECURITY INFORMATION

PRIORITY AND RELATED APPLICATIONS

The present application claims priority to provisional patent application entitled, "Intrusion Detection Fusion System of a Network-Security System," filed on Apr. 28, 2000 and assigned U.S. application Ser. No. 60/200,316. The present application is also related to non-provisional application entitled, "System and Method for Managing Security Events on a Network," filed on Apr. 27, 2001 and assigned U.S. application Ser. No, 09/844,448.

TECHNICAL FIELD

The present invention relates to computer systems and the security of such systems. More particularly, the present invention relates to a method and system for ranking individual security events according to risk and fusing or identifying relationships between two or more security events that may occur on or within a computer system. The invention can also identify relationships in other security related information.

BACKGROUND OF THE INVENTION

The nature of a distributed network, such as the internet, makes it vulnerable to attack. The internet was designed to allow for the freest possible exchange of information, data, and files. However, this free exchange of information carries a price: many users will try to attack the networks and computers connected to the internet; many users will also try to invade other users' privacy and attempt to crack databases of sensitive information or intercept information as it travels across intermet routes.

To detect or prevent such computer attacks, intrusion detection systems (IDS) and software programs that gather information and make changes to security configurations of network computers have been developed. However, these conventional intrusion detection systems can typically have many problems and drawbacks. Conventional intrusion detection systems typically comprise hardware that is dedicated to intrusion detection on networks. Other intrusion detection systems can simply comprise programs running on a host computer.

The problems and drawbacks of many conventional intrusion detection systems can be attributed to at least two parameters that are part of any detection design: The first parameter is the speed in which a detector of an intrusion detection system must run in order to be transparent to the data or communication that flows through the detector. Detectors that typically run on dedicated personal computers must be able to handle constantly increasing loads of information traffic, as network speeds increase from 100 megabits per second to gigabit per second speed and beyond. Because of these high speeds, a detector of an intrusion detection system cannot perform complex analysis of the information that flows through the detector for obvious reasons. That is, if a detector were to perform complex analysis of the information flowing through it, then such analysis would fail to keep up with the flow of information that passes through the detector.

A second key parameter that is part of any detection design is typically the volume of information that may pass through a detector. Because of the high speed at which information passes through a detector, a detector must be able to analyze high volumes of data packets.

In light of current network speeds and the corresponding volume of information that is generated as a result of the network speeds, many detectors of conventional intrusion detection systems can provide very limited protection against complex and more sophisticated computer attacks. This limited protection can manifest itself when many false positives are generated by an intrusion detection system. In other words, many conventional intrusion detection systems may generate false alarms based on communications between computers that do not comprise any threat or attacks.

In addition to false alarms, conventional intrusion detection systems are typically not equipped to handle complex analysis because of the limitations on current processing speeds. For example, many conventional intrusion detection systems cannot execute central processing unit-intensive checks such as the well-known L0pht Crack. The L0pht Crack decode can use cryptographic challenge-response data from Windows (SMB) connections to crack passwords in use on a network. The conventional method for executing L0pht Crack is to obtain packets using a packet-capturing tool and then crack the passwords offline. Conventional intrusion detection system typically cannot employ the L0pht Crack method in any real-time analysis.

Another obstacle of conventional intrusion detection systems is that most intrusion detection systems have very limited or short term memory capacity. In other words, long histories of data streams are seldom kept by the detectors in conventional intrusion detection systems.

Another problem of conventional intrusion detection systems is that the detectors of such systems typically only watch or observe a single environment. For example, detectors usually observe only parts of networks. Conventional detectors typically have a limited scope of awareness since they are designed to observe only portions of a network instead of the entire network as a whole. Because conventional detectors typically monitor only portions of a network, they are unable to track more sophisticated computer attacks such as distributed attacks.

In addition to the inability to track more sophisticated computer attacks, many conventional intrusion detection systems do not permit active probing of an attacker or the target of a computer attack. Active probing typically involves making a determination to see whether a computer attack has had an effect on its target. Further, probing can also comprise methods for discovering additional information about an attacker. However, as mentioned above, most intrusion detection systems do not permit active probing since such probing could reveal the location of the detector. And if the location of a detector is revealed, it sometimes may also become a target for a computer attack.

Accordingly, there is a need in the art for a method and system for managing security information for an entire network. That is, there is a need in the art to log, investigate, respond to, and track computer security incidents that may occur in a network computer system. There is also a need in the art to determine whether security within a network or over a network has been compromised or if an incident is just some odd behavior that should be disregarded by an intrusion detection system. Another need exists in the art for a method and system that can monitor and analyze security information from multiple data sources so that rather complex and sophisticated computer attacks can be identified, stopped, or prevented. A further need exists in the art for a method and system for managing security information in real-time.

Another need exists in the art for a method and system for managing security information such that it can be determined if one or more real-time computer events are related to each other and if they are a part of a larger scheme or sophisticated attack. An additional need exists in the art for a method and system for managing security information where multiple computer events can be correlated together if the computer events are part of a larger scheme or attack. Another need exists in the art for a method and system for managing security information where computer events that are detected can be prioritized so that attention can be focused on those computer events which could cause the most damage to a network or individual computers. Similarly, another need exists in the art for a method and system for managing security information that enables rapid response to existing computer attacks in addition to prevention of the additional computer attacks which may spin off from or be generated from a single computer attack. A further need exists in the art for a method and system for managing security information such that real-time computer events can be classified and ranked according to their respective priorities in the context of the environment in which the event occurred.

SUMMARY OF THE INVENTION

The present invention can solve the aforementioned problems by providing a computer security management system that can log, investigate, respond to, and track computer security incidents that can occur in a networked computer system. The invention can track suspicious computer activity or actual computer security threats. Actual security threats can include, but are not limited to, integrity attacks, confidentiality attacks, denial of service attacks, multi-stage attacks, or other similar attacks on computers or computer networks. The invention typically refers to suspicious computer activity descriptions obtained from data sources as real-time raw events and actual computer security threats as mature correlation events. The invention can comprise a method and system for managing security information collected from one or more data sources. More specifically, the present invention can comprise a fusion engine which "fuses" or assembles information from multiple data sources and analyzes this information in order to detect relationships between raw events that may indicate malicious behavior and to provide an organized presentation of information to one or more consoles without slowing down the processing performed by the data sources.

The multiple data sources can comprise sensors or detectors that monitor network traffic or individual computers or both. The sensors can comprise devices that may be referred to as intrusion detection systems (IDS). Because the present invention can be separate from IDS devices, it permits the IDS devices to operate efficiently and at high speeds when real-time processing of high volumes of data traffic is essential.

The data sources can also comprise firewalls and other like security or IDS devices. Further, the data sources can comprise any devices that may or may not provide real-time information, such as audit systems, that provide additional environmental information about a network or computer of interest. For example, one data source could comprise a database. The database may include a raw event classification database that contains categories of different types of raw events. Another database can comprise a context or knowledge database that includes network context information, such as host vulnerability statuses, historical computer event frequency values, and network zone definitions.

From the multiple data sources, the fusion engine of the present invention can correlate and classify real-time, raw computer events. That is, unlike the conventional art which usually processes computer events after some period of time, the present invention can identify relationships between one or more real-time, raw computer events as they are received in real-time. Real-time raw computer events or raw events may comprise any computer activity that may be tracked by an intrusion detection system as a possible attack on a computer or a plurality of computers. Raw events can be generated by detectors of intrusion detection systems. Each raw event may comprise various parameters that may include, but are not limited to the following: source internet protocol address of the computer activity, destination internet protocol address of the computer activity, priority status assigned by the detector, a vulnerability status assigned by the detector, a time stamp, and an event type parameter.

The fusion engine can determine if one or more real-time raw events are related to each other and if they are part of a larger scheme or computer attack. Real-time raw events that are related to each other and that may indicate that a computer attack may be occurring are referred to by the fusion engine as a mature correlation event. A correlation event can comprise one or more raw events. However, a correlation event does not mean an actual security threat or attack has been detected. Correlation events typically store related raw events and usually indicate that a security event or computer attack has occurred when the correlation event is deemed to be mature. In order to be deemed mature, a correlation event must satisfy the criteria or algorithm of a corresponding correlation rule. Therefore, it is possible to track numerous correlation events that may comprise one or more raw events that have not yet been identified as being a mature correlation event or actual computer security threat or computer attack.

The fusion engine can also assess and rank the risk of real-time raw events as well as mature correlation events base on information about the environment or context in which the event occurred. The fusion engine can display this risk and rank information as messages on a console. The fusion engine can generate and send updates related to mature correlation events to a console. Further, the fusion engine can determine and indicate when a mature correlation event has stopped occurring.

In order to assess risks and determine ranks of real-time raw events, the fusion engine can utilize the aforementioned raw event classification database and the knowledge database. The raw event classification database can permit the fusion engine to classify raw computer events while the knowledge database can permit the fusion engine to rank and evaluate the risk of a raw computer event based upon the context of the raw computer event. The raw event classification database can comprise one or more tables of security information. That is, the raw event classification database can comprise tables that include information that can categorize raw events based on their impact on the target host (confidentiality, integrity, or availability), their scope (network, host, or service), and the method they employ (backdooring, IDS evasion or detection evasion, etc.). The context of the raw computer event can be determined by comparing parameters of the raw event with context parameters in a context or knowledge database, such as the aforementioned event vulnerability statuses, historical computer event frequency values, and zone definitions.

To determine if one or more raw computer events are part of or form a mature correlation event, the fusion engine can apply one or more rules that can be triggered based upon

how the fusion engine classifies a raw computer event. In other words, the rules applied by the fusion engine can be activated and applied to raw computer events according to the classification (identification of the type or kind) of the raw events.

In addition to determining whether raw computer events are part of or form a mature correlation event or actual security threat, the fusion engine can also manage its high speed memory resources very efficiently. For example, the fusion engine can employ memory management techniques that erase raw events, immature, and mature correlation events that have either exceeded a predetermined time period or that have met predetermined conditions or both. The high speed memory resources can comprise RAM containing data that is categorized according to the classifications of the raw events and mature correlation events.

BRIEF DESCRIPTION OF THE DRAWINGS

FIG. **1** is a block diagram of a network personal computer that provides the exemplary operating environment for the present invention.

FIG. **2** is a functional block diagram illustrating exemplary network arehitecture for the present invention.

FIG. **3** is a functional block diagram illustrating an exemplary software arehitecture for the present invention.

FIG. **4** is a functional block diagram illustrating exemplary software and hardware arehitecture for the present invention.

FIG. **5**A is a functional block diagram illustrating security information data sources feeding information about a computer incident source to an event collector that is connected to a fusion engine.

FIG. **5**B is a diagram illustrating the type of data that may be present in a raw event generated by a detector in an intrusion detection system.

FIG. **5**C is a diagram illustrating an exemplary raw event that has been processed by the CoBRA processor of the fusion engine.

FIG. **5**D is a functional block diagram illustrating an exemplary attack from attacked host computer security threat.

FIG. **5**E is a diagram illustrating the possible data of an exemplary correlation event that is based on FIG. **5**D.

FIG. **5**F is a diagram illustrating the possible data of another exemplary correlation event that is based on FIG. **5**D.

FIG. **6** is a functional block diagram illustrating some components of the fusion engine illustrated in FIG. **2**.

FIG. **7** is a logic flow diagram illustrating an exemplary embodiment of a method for managing security information collected from one or more data sources.

FIG. **8** is a data flow diagram illustrating the exchange of information between various software components that are illustrated in FIG. **6** and discussed with reference to FIGS. **7**, and **9**–**15**.

FIG. **9** is a logic flow diagram illustrating an exemplary subprocess or routine of FIG. **7** for assigning real-time raw events to one or more categories in an event type list.

FIG. **10** is a logic flow diagram illustrating an exemplary subprocess or routine of FIG. **7** for assigning context parameters to each real-time raw event.

FIG. **11** is a logic flow diagram illustrating an exemplary subprocess or routine of FIG. **7** for adjusting the priority status of each real-time raw event.

FIG. **12** is a logic flow diagram illustrating an exemplary subprocess or routine of FIG. **7** for adjusting the priority status of each real-time raw event.

FIG. **13** is a logic flow diagram illustrating an exemplary subprocess or routine of FIG. **7** for forwarding real-time raw event data to corresponding rules.

FIG. **14** is a logic flow diagram illustrating an exemplary subprocess or routine of FIG. **7** for determining whether a correlation event is mature.

FIG. **15** is a logic flow diagram illustrating an exemplary subprocess or routine of FIG. **7** for determining whether a mature correlation event has stopped occurring.

DETAILED DESCRIPTION OF EXEMPLARY EMBODIMENTS

The present invention may be embodied in program modules that run in a distributed computing environment. The present invention can comprise a computer security management system that can log, investigate, respond, and track computer security incidents that can occur in a network computer system. The present invention can comprise a fusion engine which "fuses" or assembles information from multiple data sources and analyzes this information in order to provide an organized, and sometimes ranked, presentation of information to one or more consoles. The fusion engine can classify raw real-time computer events while also ranking the real-time computer events based upon comparisons with one or more databases.

Illustrative Operating Environment

Although the illustrative embodiment will be generally described in the context of an program modules running on a personal computer and a server, those skilled in the art will recognize that the present invention may be implemented in conjunction with operating system programs or with other types of program modules for other types of computers. Furthermore, those skilled in the art will recognize that the present invention may be implemented in either a stand-alone or in a distributed computing environment or both. In a distributed computing environment, program modules may be physically located in different local and remote memory storage devices. Execution of the program modules may occur locally in a stand-alone manner or remotely in a client server manner. Examples of such distributed computing environments include local area networks and the Internet.

The detailed description that follows is represented largely in terms of processes and symbolic representations of operations by conventional computer components, including a processing unit (a processor), memory storage devices, connected display devices, and input devices. Furthermore, these processes and operations may utilize conventional computer components in a heterogeneous distributed computing environment, including remote file servers, computer servers, and memory storage devices. Each of these conventional distributed computing components is accessible by the processor via a communication network.

The processes and operations performed by the computer include the manipulation of signals by a processor and the maintenance of these signals within data structures resident in one or more memory storage devices. For the purposes of this discussion, a process is generally conceived to be a sequence of computer-executed steps leading to a desired result. These steps usually require physical manipulations of physical quantities. Usually, though not necessarily, these quantities take the form of electrical, magnetic, or optical signals capable of being stored, transferred, combined,

compared, or otherwise manipulated. It is convention for those skilled in the art to refer to representations of these signals as bits, bytes, words, information, elements, symbols, characters, numbers, points, data, entries, objects, images, files, or the like. It should be kept in mind, however, that these and similar terms are associated with appropriate physical quantities for computer operations, and that these terms are merely conventional labels applied to physical quantities that exist within and during operation of the computer.

It should also be understood that manipulations within the computer are often referred to in terms such as creating, adding, calculating, comparing, moving, receiving, determining, identifying, populating, loading, executing, etc. that are often associated with manual operations performed by a human operator. The operations described herein can be machine operations performed in conjunction with various input provided by a human operator or user that interacts with the computer.

In addition, it should be understood that the programs, processes, methods, etc. described herein are not related or limited to any particular computer or apparatus. Rather, various types of general purpose machines may be used with the program modules constructed in accordance with the teachings described herein. Similarly, it may prove advantageous to construct a specialized apparatus to perform the method steps described herein by way of dedicated computer systems in a specific network arehitecture with hard-wired logic or programs stored in nonvolatile memory, such as read-only memory.

Referring now to the drawings, in which like numerals represent like elements throughout the several Figures, aspects of the present invention and the illustrative operating environment will be described.

FIG. **1** and the following discussion are intended to provide a brief, general description of a suitable computing environment in which the invention may be implemented. Referring now to FIG. **1**, an illustrative environment for implementing the invention includes a conventional personal computer **100**, including a processing unit **102**, a system memory, including read only memory (ROM) **104** and random access memory (RAM) **108**, and a system bus **105** that couples the system memory to the processing unit **102**. The read only memory (ROM) **104** includes a basic input/output system **106** (BIOS), containing the basic routines that help to transfer information between elements within the personal computer **100**, such as during start-up. The personal computer **100** further includes a hard disk drive **118** and an optical disk drive **122**, e.g., for reading a CD-ROM disk or DVD disk, or to read from or write to other optical media. The drives and their associated computer-readable media provide nonvolatile storage for the personal computer **100**. Although the description of computer-readable media above refers to a hard disk, a removable magnetic disk and a CD-ROM or DVD-ROM disk, it should be appreciated by those skilled in the art that other types of media are readable by a computer, such as magnetic cassettes, flash memory cards, digital video disks, Bernoulli cartridges, and the like, may also be used in the illustrative operating environment.

A number of program modules may be stored in the drives and RAM **108**, including an operating system **114** and one or more application programs **110**, such as a program for browsing the world-wide-web, such as WWW browser **112**. Such program modules may be stored on hard disk drive **118** and loaded into RAM **108** either partially or fully for execution.

A user may enter commands and information into the personal computer **100** through a keyboard **128** and pointing device, such as a mouse **130**. Other control input devices (not shown) may include a microphone, joystick, game pad, satellite dish, scanner, or the like. These and other input devices are often connected to the processing unit **102** through an input/output interface **120** that is coupled to the system bus, but may be connected by other interfaces, such as a game port, universal serial bus, or firewire port. A display monitor **126** or other type of display device is also connected to the system bus **105** via an interface, such as a video display adapter **116**. In addition to the monitor, personal computers typically include other peripheral output devices (not shown), such as speakers or printers. The personal computer **100** may be capable of displaying a graphical user interface on monitor **126**.

The personal computer **100** may operate in a networked environment using logical connections to one or more remote computers, such as a host computer **140**. The host computer **140** may be a server, a router, a peer device or other common network node, and typically includes many or all of the elements described relative to the personal computer **100**. The LAN **136** may be further connected to an internet service provider **134** ("ISP") for access to the Internet **138**. In this manner, WWW browser **112** may connect to host computer **140** through LAN **136**, ISP **134**, and the Internet **138**. Such networking environments are commonplace in offices, enterprise-wide computer networks, intranets and the Internet.

When used in a LAN networking environment, the personal computer **100** is connected to the LAN **136** through a network interface unit **124**. When used in a WAN networking environment, the personal computer **100** typically includes a modem **132** or other means for establishing communications through the internet service provider **134** to the Internet. The modem **132**, which may be internal or external, is connected to the system bus **105** via the input/output interface **120**. It will be appreciated that the network connections shown are illustrative and other means of establishing a communications link between the computers may be used.

The operating system **114** generally controls the operation of the previously discussed personal computer **100**, including input/output operations. In the illustrative operating environment, the invention is used in conjunction with Microsoft Corporation's "Windows NT" operating system and a WWW browser **112**. However, it should be understood that the invention can be implemented for use in other operating systems, such as Microsoft Corporation's "WINDOWS 3.1," "WINDOWS 95", "WINDOWS 98" and "WINDOWS 2000" operating systems, IBM Corporation's "OS/2" and "AIX" operating system, SunSoft's "SOLARIS" operating system used in workstations manufactured by Sun Microsystems, and the operating systems used in "MACINTOSH" computers manufactured by Apple Computer, Inc. Likewise, the invention may be implemented for use with other WWW browsers known to those skilled in the art.

Host computer **140** is also connected to the Internet **138**, and may contain components similar to those contained in personal computer **100** described above. Additionally, host computer **140** may execute an application program for receiving requests for WWW pages, and for serving such pages to the requester, such as WWW server **142**. WWW server **142** may receive requests for WWW pages **150** or other documents from WWW browser **112**. In response to these requests, WWW server **142** may transmit WWW pages

150 comprising hyper-text markup language ("HTML") or other markup language files, such as eXetnsible Markup Language (XML), to WWW browser 112. Likewise, WWW server 142 may also transmit requested data files 148, such as graphical images or text information, to WWW browser 112. WWW server 142 may also execute scripts 144, such as CGI, PERL, ASP, or JSP (Java Server Pages) scripts, to dynamically produce WWW pages 150 for transmission to WWW browser 112. WWW server 142 may also transmit scripts 144, such as a script written in JavaScript, to WWW browser 112 for execution.

Similarly, WWW server 142 may transmit programs written in the Java programming language, developed by Sun Microsystems, Inc., to WWW browser 112 for execution. The WWW server 142 could comprise a UNIX platform running Apache or Netscape webserver. Alternatively, the WWW server 142 could comprise an Internet Information Server (IIS). The present invention is not limited to these enumerated examples. Other web server environments are not beyond the scope of the present invention.

As will be described in more detail below, aspects of the present invention may be embodied in application programs executed by host computer 142, such as scripts 144, or may be embodied in application programs executed by computer 100, such as Java applications 146. Those skilled in the art will also appreciate that aspects of the invention may also be embodied in a stand-alone application program.

Exemplary Computer Architecture

Referring now to FIG. 2, the computer arehitecture for one exemplary embodiment of the present invention will be described. FIG. 2 illustrates the System 20 for managing security information collected from one or more data sources. The security system 20 can comprise a fusion engine 22 that is linked to an event collector 24. The event collector 24 can comprise an event sink or device that can organize events received from multiple data sources in a logical manner. Further details of the event collector 24 are described in a related application entitled, "System and Method for Managing Security Events on a Network," filed on Apr. 27, 2001 and assigned U.S. application Ser. No. 09/844,448, the contents of which is hereby incorporated by reference.

The security management system 20 can further comprise an event database 26 that is also linked to the event collector 24. The security management system can also comprise data sources 28 that are linked to the event collector 24 and a console 30 which is also linked to event collector 24. Information from the databases are typically loaded into fusion engine 22 that comprises high-speed memory devices such as random access memory (RAM) since comparisons between raw events and the databases must be performed in a very rapid and in a very efficient manner. Most memory resources used in the fusion engine 22 comprise high-speed memory devices such as RAM (sometimes referred to as "caches" hereinbelow). However, other memory resources are not beyond the scope of the present invention. The memory resources of the fusion engine 22 should be designed to handle high volumes of information with increased speed.

The one or more data sources 28 can comprise many different hardware and software devices. For example, a data source 28 can comprise a network detector or a host detector. Similarly, a data source 28 could also comprise a firewall or an audit system. The present invention is not limited to the types of data sources illustrated. The function of a data source 28 is to provide the event collector 24 with various types of information as it may relate to the network, host, or single computer being monitored by the security management system 20. Other like data sources 28 are not beyond the scope of the present invention. One data source 28 can comprise a host detector which monitors network traffic in the form of data packets. Another data source 28 could comprise observations made by users who are monitoring any network or computer activity.

The one or more data sources 28 forward their information to the event collector 24. The event collector 24 may comprise one or more program modules designed to store and collect the data received from the one or more data sources 28. The event collector 24 can arrange the data and store it in the event database 26. The event collector 24 also forwards any information received from the data sources 28 to the fusion engine 22. The detectors 28 of intrusion detection systems scan raw network traffic or local system events for predefined patterns. Once the detectors identify these predefined patterns of information, the detectors generate a raw event which is then sent to the event collector and later to the fusion engine 22. The fusion engine assembles or "fuses" the raw events or information received from the event collector 24. In other words, the fusion engine 22 organizes and analyzes the information received from the one or more data sources 28 in order to provide an organized presentation of information by correlating (identifying relationships between) raw computer events that are related to each other.

Once the fusion engine 22 determines that two or more events are related to each other (to form a "correlation" event), the fusion engine 22 generates messages and forwards these messages to the event collector 24. The event collector 24, in turn, forwards the messages generated by the fusion engine 22 to a console 30.

Console 30 may comprise a program module that runs on a separate personal computer. The fusion engine 22 may comprise one or more program modules running on a personal computer. The fusion engine 22, the event collector 24, and the event database 26 have been circumscribed by a box 32 to demonstrate that each of these software components can reside on a single computer. However, the present invention is not limited to this configuration. And therefore, the fusion engine 22, the event collector 24, and the event database 26 could also reside on separate computer devices. Other combinations of the software components illustrated could be implemented. That is, the fusion engine 22 and event collector 24 could reside on one hardware device while the event database 26 resides on another hardware device. Conversely, the event collector 24 and event database 26 could reside on one hardware device while the fusion engine 22 resides on another hardware device. Those skilled in the art will appreciate that disclosed software arehitecture is not limited to the arehitecture illustrated in the drawings.

Referring now to FIG. 3, a functional block diagram illustrating another exemplary software arehitecture for the present invention is illustrated. In FIG. 3, the fusion engine program module 22 and a data source such as a detector module 28 could reside in a single machine. That is, the high speed IDS functions of the detector 28 could reside near the kernel of a computer while the fusion engine 22 could reside in the user mode part of the computer. In this way, the additional processing of the fusion engine 22 would not slow down the high speed intrusion detection system functions performed by the detector 24.

Referring now to FIG. 4, this Figure illustrates another functional block diagram of exemplary software and hard-

ware arehitectures for the present invention. In this one exemplary embodiment, the data source **28** comprising a detector could be implemented in a hardware device such as a detector board or a detector chip so that the high speed intrusion detection system functions could be performed. In this exemplary embodiment, the fusion engine **22** could simply reside as a program module in software. FIG. **4** demonstrates that the data sources **28** that require access to high speed data streams can be separated from the fusion engine **22** such that network processing speeds can be achieved without significant interpretation or delay or both.

Referring now to FIG. **5**A, this Figure illustrates a functional block diagram of the security information data sources **28** feeding information about a computer incident source **500** to the event collector **24** which is also connected to the fusion engine **22**. FIG. **5**A further illustrates a network **510** that may comprise numerous data sources **28**, user work stations **520**, a server **530** that is a target for a computer incident source **500**, an internal router **540**, and the server **550**. The network **510** is connected to the internet **590** by an external router **580** and by a firewall **28**. The firewall **28** can comprise a bastion host or similar device. The firewall **28** can also be connected to an internal screening router **540** that may examine all packets of data travelling to and from the internal screening router **540**. The user work stations **520** can be stand-alone personal computers that access the servers **530**, **550**.

The computer incident source **500** can be a computer or a network of computers that originate an attack against the network **510** and more specifically, the server **530** (attacked host). The computer incident source **500** can be connected to the server **560** of a local area network. Alternatively, instead of a server **560**, the computer incident source **500** can be connected to a dial-in internet service provider (ISP) or any computer connected to the Internet. The server **560** or ISP (or other computer connected to the internet) can then be connected to a router **570**. A router **570** provides access to a distributed computer network such as the Internet **590**.

While the computer incident source **500** can be located outside of the network **510**, it is possible for the computer incident source **500** to be located within the network **510**. That is, a computer incident source **500** could be a user workstation **520** located within the network **510**. For example, in case of a disgruntled employee within a company, a user workstation **520** could be used as the computer incident source **500** when the employee decides to interfere or hamper the operation of a network **510** or one or more other workstations **520** within the network **510**.

Each of the data sources **28** has a data line illustrated by dashed lines that feed into the event collector **24**. The dashed data lines could comprise actual physical data lines, however, these data lines are more for illustrative purposes to demonstrate that each of the data sources is operably linked to the event collector **24**. Also, the event collector **24** could reside within the network **510** so that it would not be vulnerable to a direct attack from a computer incident source **500**. The placement of event collector **24** within FIG. **5** illustrates the collection function of the event collector **24**. FIG. **5** illustrates fundamental concepts of a system for managing security information rather than the actual physical arehitecture that would be implemented to support such a system.

Exemplary Data Processed by Fusion Engine

Referring now to FIG. **5**B, this diagram illustrates an exemplary raw event **505** that is generated by a detector of an intrusion detection system. The raw event **505** may comprise a source Internet protocol address **515**; a destination Internet protocol address **525**; a priority status **535**; a detector assigned vulnerability status **545**, an event type parameter **555**; and a time stamp **565**. As will be discussed in further detail below, the priority status **535** assigned by detectors of an intrusion detection system are typically very conservative in nature. That is, since detectors must process information very quickly, they are unable to run complex algorithms or tests to ascertain the risk of certain computer raw events. Therefore, the priority status **535** of many raw events generated by detectors will be very high relative to an actual priority of a raw event.

Referring now to FIG. **5**C, this Figure is a diagram illustrating a CoBRA-(Context Based Risk Adjustment) processed raw event. The CoBRA-processed raw event **502** typically contains all of the previously detector assigned parameters of the raw event and in addition the CoBRA-processed parameters that may comprise any one of the following: a CoBRA-assigned vulnerability value **504**; a CoBRA-assigned historical frequency value **506**; a CoBRA-assigned source zone value **508**; a CoBRA-assigned destination zone value **510**; a CoBRA-assigned sensor zone value **512**; a CoBRA-assigned original priority status **514**; and a priority change reason **516** text string comprising a reason why the priority of the raw event was adjusted (if adjusted). These CoBRA-assigned values will be discussed below in further detail with respect to FIGS. **11** and FIG. **12**.

Exemplary Raw and Correlation Events Processed by Fusion Engine

Referring now to FIG. **5**D, this Figure is a functional block diagram illustrating an exemplary Attack From Attacked Host (AFAH) computer security threat. FIG. **5**D illustrates a computer incident source **503** with an Internet protocol address of 1.1.1.1 sending an attack to host (attacked host) **505** that has an Internet protocol address of 2.2.2.2. The attack between the computer incident source **503** and the attacked host **505** may be characterized as a raw computer event I. After being attacked, the attacked host **505** then sends another attack to a second host **507**, having an Internet protocol address of 3.3.3.3. The attack between the attacked host **505** and the second host **507** may be characterized as a second raw event II. The second host **507** generates an attack on a third host **509**, having an Internet protocol address of 4.4.4.4. The attack between the second host **507** and third host **509** may be characterized as a third raw event III.

After processing the raw events I, II and III, the fusion engine **22** may identify the relationships between respective raw events. Therefore, after processing the raw events illustrated in FIG. **5**B, the fusion engine may generate a mature correlation event **511** that corresponds to the first and second raw events I and II. Further, the fusion engine **22** may further generate a second mature correlation event **513** that identifies a relationship between the second and third raw events II and III. Further details of the processing performed by the fusion engine **22** to generate the first and second mature correlation events **511** and **513** will be discussed below in further detail with respect to FIG. **7** and FIG. **14**.

Referring now to FIG. **5**E, this Figure is a diagram illustrating the possible data of an exemplary correlation event that is based on FIG. **15**. The correlation event **511** illustrated in FIG. **5**E may comprise two sets of lists. The first list may identify inbound attacks relative to the attacked host **505** and outbound attacks relative to the attacked host **505**. Further details of the first exemplary correlation event **511** will be discussed in further detail below with respect to FIG. **7** and FIG. **14**.

Referring now to FIG. **5**F, this Figure is a diagram illustrating the possible data of the second correlation event **513** illustrated in FIG. **15**. The second correlation event **513** may also comprise two lists: one list identifying inbound attacks relative to the second host **507** and a second list identifying outbound attacks relative to the second host **507**. Further details of the second mature correlation event **513** will be discussed below with respect to FIG. **7** and FIG. **14**.

The exemplary attack from attacked host computer security threat illustrated by FIGS. **5**D through **5**F is just but one example of the possible computer security threats that can be analyzed with the fusion engine **22**. As discussed above and below, other types of computer security threats are not beyond the scope of the present invention. In one exemplary embodiment, the fusion engine may track at least twenty different types of possible correlation events. Those skilled in the art will appreciate the present invention is not limited to the exemplary correlation events illustrated in FIG. **5**D and that fewer or more correlation events can be utilized by the present invention without departing from the scope and spirit thereof.

Exemplary Software Components of Fusion Engine

FIG. **6** is a function block diagram illustrating some components of the fusion engine **22** that is illustrated in FIG. **2**. Basically, FIG. **6** illustrates some of the numerous software components that make up the software arehitecture for the fusion engine **22**.

The present invention includes a computer program which embodies the functions described herein and illustrated in the appended flow charts. However, it should be apparent that there could be many different ways of implementing the invention in computer programming, and the invention should not be construed as limited to any one set of computer program instructions. Further, a skilled programmer would be able to write such a computer program to implement the disclosed invention without difficulty based on the flow charts and associated description in the application text, for example. Therefore, disclosure of a particular set of program code instructions is not considered necessary for an adequate understanding how to make and use the invention. The inventive functionality of the claimed computer program will be explained in more detail in the following description in conjunction with the remaining Figures illustrating the program flow.

In one exemplary embodiment, the fusion engine **22** can be implemented with object-oriented programming. Therefore, some of the software components illustrated in FIG. **6** can have both data and code associated with a respective software object. However, the general functionality of each software object will be generally described such that a skilled programmer will be able to write a computer program to implement the disclosed functionality of the software object.

The fusion engine **22** may comprise several software components. In the exemplary embodiment illustrated in FIG. **6**, the fusion engine **22** may comprise an event reader **600** that receives raw computer event information from the event collector **24**. The event reader **600** is operably linked to the classifier **615**. The classifier **615** organizes the raw event information received from the event reader **600**. In other words, the classifier **615** categorizes the raw event information by separating the raw event information according to an event type property that is included in each raw event. The event type property of each raw event is typically generated by a detector in an intrusion detection system.

The classifier **615** can be responsible for forwarding raw event information to the CoBRA processor **625** and one or more correlation rules **620**. The one or more correlation rules **620** may comprise algorithms for testing and determining whether a security incident may be occurring. The correlation rules track raw event information that is received from the classifier and stores the raw event information in correlation event high speed memory **665**. The correlation event high speed memory **665** may comprise random access memory (RAM) for storing information. However, the present invention is not limited to RAM type memory. Other high speed memory devices are not beyond the scope of the present invention. The classifier **615** can be established based upon a raw event classification database **635**. The classifier **615** can be generated upon initialization of the fusion engine **22** when event classification data is read from the raw event classification database **635** into the classifier **615**.

The CoBRA processor **625** may comprise algorithms or software components for the context based risk adjustment of raw computer events. The CoBRA processor **625** can adjust the priority values of raw computer events by comparing a raw computer event against data contained within a context or knowledge base database **630**. The priority status of raw events is typically established by detectors of intrusion detection systems before forwarding the raw event data to the fusion engine **22**. After processing raw computer events, the fusion engine **22** can inform the event collector **24** whether a security event is occurring. The fusion engine **22** typically formats and sends one or more correlation events to the event collector via the event reporter **660**. As noted above, a correlation event may comprise one or more computer events that are related to each other as determined by the fusion engine **22**.

The fusion engine **22** may further comprise memory management devices that can conserve memory resources for the fusion engine **22**. For example, in one exemplary embodiment, the fusion engine **22** may comprise a memory management list **640**, a raw event tracking index **645** and a mature event list **650**. The memory management list **640** is typically linked to the raw event tracking index **645**. Further details of the functionality with respect to the memory management list **640**, raw event tracking index **645**, and the mature event list **650** will be discussed below in the brief process description of the software components illustrated in FIG. **6**.

Exemplary Object-Oriented Architecture for FIG. **6**

One of the software components of the fusion engine **22** that can be implemented as a software object, in one exemplary embodiment, is the event reader **600**. The event reader **600** can receive raw computer events from either the event collector **24** or an event log file **610**. The event log file **610** can comprise files having comma separated values (CSV) formats that store computer event data from an intrusion detection system. The event reader **600** typically reads in raw computer events or raw events which can be any computer activity that may be tracked by an intrusion detection system as a possible attack on a computer or a plurality of computers. The event reader typically creates raw event data objects (not shown) that are processed by other software components on a fusion engine **22**.

In one exemplary embodiment, the event reader **600** can be linked to a classifier **615** which may comprise one or more event type objects. The classifier **615** receives the raw event objects that are generated by the event reader **600**. A classifier **615** associates each raw event object with a corresponding event type object that has been established for a specific event type parameter **555**. In other words, the

classifier assigns raw event objects to event type objects according to the type of raw event. It is noted that each raw event received by the event reader **600** has been assigned a type or categorization based upon the intrusion detection system that generated the raw event.

One function of the classifier **615** is to categorize or classify each of the raw events and then forward the raw event objects to specific correlation rules **620** based upon their type. The correlation rules **620** can also take form of software objects that receive the raw event objects from the classifier **615**.

The classifier **615** can also forward the raw event object to the Context Based Risk Adjustment (CoBRA) processor **625**. The CoBRA processor is a risk assessment mechanism that can adjust priority parameters of raw event objects. The CoBRA processor **625** accesses a context or knowledge base database **630** in order to perform its context based risk adjustment for each received raw event object. Basically the CoBRA processor determines the risk of a raw computer event by assessing the event type parameter **555** in combination with environmental factors such as the destination internet protocol address of an attack in addition to the source of the attack.

The context or knowledge base database **630** can include vulnerability statuses assigned to machines within a network, historical event frequency values, and network zone definitions. The vulnerability statuses can he results of vulnerability scans performed by devices outside of the fusion engine **22** that determine the strength or resistance of a network or single computer to an attack. The historical event frequency value can comprise signatures or data relating to computer attacks that occur over very long periods of time. The network zone definitions can comprise values assigned to parts of a network based upon the amount and type of information that may be assessable in certain parts of a network. For example, it is useful to distinguish internal, external, and demilitarized zones as will be discussed below.

The fusion engine **22** can further comprise a raw event classification database **635** that can be responsible for establishing the different event type objects which form the classifier **615**. The raw event classification database **635** can comprise one or more tables of security information. The tables can include information relating to the type parameter **555** of a raw event assigned by detectors. The raw event classification database **635** can categorize raw events based on their impact on the target host (confidentiality, integrity, or availability), their scope (network, host, or service), and the method they employ (backdooring, cloaking, etc.). Confidentiality events can be those events that indicate an attacker is attempting to obtain information from or about a host. Integrity events can be those events that indicate an attacker is attempting to alter data on a host, possibly to gain unauthorized access.

Availability events can be those events that indicate an attacker is attempting to cause a denial of service, such as by causing a host to crash. In addition to the above general criteria, specialized criteria useful in recognizing particular correlation events can serve as a basis for classifying events. For example, events that confirm the success of a denial of service attempt can be grouped into a category used by a correlation rule **620** that identifies denial of service attacks that are believed to have succeeded. However, the raw event classification database **635** is not limited to these categories or parameters. Other categories and parameters which further define raw events are not beyond the scope of the present invention.

The fusion engine **22** can further comprise a memory management list **640**, a raw event tracking index **645**, and a mature event list **650**. The memory management list **640** enables the fusion engine **22** to manage its memory resources by eliminating or deleting the oldest raw events when memory resources exceed a predetermined threshold (i.e.—when memory resources are running low). The memory management list **640** can be implemented as a software object that deletes raw events that are considered oldest when memory resources run low. Related to the memory management list **640** is the raw event tracking index **645** which can also be implemented as another software object. A raw event tracking index **645** can identify which software objects may contain a particular raw event object. That is, the raw event tracking index identifies those software objects that may be storing a raw event that has now become old and should be deleted from the fusion engine **22**.

Related to the memory management list **640** and raw event tracking index **645** is the mature correlation event list **650** which tracks those raw events that have been identified as a pattern of activity or an actual computer threat that should not be removed from the memory management list **640**. In other words, the mature correlation event list identifies the raw events which should not be deleted from the fusion engine **22** since these events are deemed to be part of mature correlation events or actual computer security threats.

The fusion engine **22** may further comprise a controller **655** that may be responsible for the data flow between respective software objects. In other words, the controller **655** can be implemented as a high level software object which controls the data flow between lower level software objects.

The fusion engine **22** may further include the event reporter **660** that can also be implemented as a software object in the exemplary and preferred object-oriented programming environment. The event reporter **660** can be a software object that receives mature correlation events which are forwarded to the event collector **24**. Mature correlation events can comprise one or more raw events that are associated together because the one or more raw events may pose an actual computer security threat.

Computer-Implemented Process for Managing Security Information

Referring now to FIG. **7**, this Figure illustrates an exemplary logic flow diagram of a computer-implemented process for managing security information collected from one or more data sources. More specifically, the logic flow diagram illustrated in FIG. **7** illustrates a computer-implemented process for fusing or assembling security information received from multiple data sources and analyzing the security information in order to provide an organized presentation of information to one or more consoles. The logic flow described in FIG. **7** is the core logic of the top-level processing loop of the fusion engine **22**, and as such is executed repeatedly as long, as the fusion engine **22** is operating.

It is noted that the logic flow diagram illustrated in FIG. **7** illustrates a process that occurs after initialization of several of the software components illustrated in FIG. **6**. That is, in the exemplary object-oriented programming arehitecture of the present invention, several of the software components or software objects that are required to perform the steps illustrated in FIG. **7** are initialized or created prior to the process described by FIG. **7**. Therefore, one of

ordinary skill in the art recognizes that several steps pertaining to initialization of the software objects illustrated in FIG. **6** are not illustrated. For example, as noted above, the software component or software object comprising the classifier **615** is established after initialization of the fusion engine **22**.

During initialization of the fusion engine **22**, the classifier **615** is built by reading information from the raw event classification database **635**. The classifier **615** may comprise a comprehensive list of event type objects corresponding to the types of raw events that can be processed by the fusion engine **22**, and a distinct event type object list for each event category defined in the raw event classification database **635**. Each distinct event type list can contain the subset of the comprehensive event type list that constitutes the set of raw event types defined by the raw event classification database **635** as belonging to one category. While the initialization of the various software components illustrated in FIG. **6** are not described with specificity, a skilled programmer would be able to write such computer programs to implement the disclosed invention without difficulty based upon the following flow charts and associated description of the software arehitecture in the current application.

Certain steps in the processes described below must naturally precede others for the present invention to function as described. However, the present invention is not limited to the order of the steps described if such order or sequence does not alter the functionality of the present invention. That is, it is recognized that some steps may be performed before or after other steps without departing from the scope and spirit of the present invention.

Referring back to FIG. **7**, this Figure provides an overview of the core logic of the top-level processing loop of the entire computer security management process where step **705** is the first step of the process **700**. In decision step **705**, it is determined whether there are any raw events to be processed by the fusion engine **22**. As described above, raw events may comprise computer events reported from detectors of intrusion detection systems. Raw computer events identified by intrusion detection systems may include various parameters. For example, in one exemplary embodiment, each raw event may comprise a source internet protocol address, a destination internet protocol address, the type of computer event being reported, a priority status, a vulnerability status, and a time stamp.

If the inquiry to decision step **705** is negative, then the "no" branch is followed in which the process proceeds to step **785**. If the inquiry to decision step **705** is positive, then the "yes" branch is followed to step **710** in which the raw computer events or event information is retrieved from a data source. The data source may comprise at least one of the event database **26**, an event log file **610**, or the event collector **24** as illustrated in FIG. **8**.

Referring briefly to FIG. **8**, this Figure is a data flow diagram illustrating the exchange of information between various software components that are illustrated in FIG. **6**. This data flow diagram of FIG. **8** parallels the steps described in FIG. **7**. For example, step **710** for retrieving event information from data sources is illustrated in FIG. **8** where the event reader object **600** in the exemplary object-oriented software arehitecture reads in event information. References to FIG. **8** will be made throughout the detail description of FIG. **7**.

Referring back to FIG. **7**, after step **710** and in step **715**, the event information or raw events are arranged and assigned a predefined format referred to as raw events. In other words, in the exemplary object-oriented programing environment, the event reader object **600** can create software objects for each raw event as it is received from one of the data sources such as the event database **26**, the event collector **24**, and the event log file **610**. The event reader **600** generates the raw event objects in response to commands received from the controller **655**. In other words, the controller **655** requests the event reader **600** to retrieve raw events from each of the data sources.

After step **715**, in routine **720**, the event type from each raw event is ascertained and each raw event is then assigned to a corresponding event type object in an event type list. In other words, in the exemplary object-oriented software arehitecture, each raw event object that is created by the event reader **600** is sent to a corresponding event type object that is present within the classifier **615**. Further details of routine **720** will be discussed with reference to FIG. **9**. Next, in decision step **725**, it is determined whether the context based risk adjustment processor (CoBRA) **625** is activated. In other words, a user may elect to not adjust any of the priority status information that is present in each raw event. As noted above, each raw event generated by a detector in an intrusion detection system typically contains parameters drawn to the priority of the event. That is, the detectors of intrusion detection systems assign relative values to computer events to measure the risk or potential damage that could be associated with a raw event. For example, a distributed attack against a network could be assigned a higher priority status relative to a computer attack against a single machine or computer.

If the inquiry decision step **725** is negative, then the "no" branch is followed to routine **740**. If the inquiry decision step **725** is positive, then the "yes" branch is followed to routine **730** in which parameters of a raw event are compared with information in the context or knowledge base database **630**. Also in this routine, context parameters are assigned for each raw event based upon the context information present in the context database **630**. Referring briefly to FIG. **8**, the classifier **615** containing the event type objects forwards each raw event to the CoBRA processing object or CoBRA processor **625**. In routine **730**, the CoBRA processor **625** can assign context parameters that relate to the environment or surrounding conditions of a raw event.

Following routine **730**, in routine **735**, the priority status of each raw event can be adjusted or the original status can be left intact based upon the CoBRA assigned context parameters or detector assigned type parameters or both of the raw event. Basically routines **730** and **735** can comprise the exemplary algorithms and methods of the CoBRA processor **625**. Further details of routines **730** and **735** will be discussed below with respect to FIGS. **10**, **11**, and **12**.

Next, in step **737**, the CoBRA processed raw event or unprocessed raw event can be sent to an output device, such as the event collector **24**. The event collector **24** then typically stores the CoBRA processed raw event or unprocessed raw event in the event database **26** and then forwards the event to the console **30**. As will become apparent from the discussion below, the console **30** can be provided with unprocessed raw events, CoBRA processed raw events, and correlation events. All such events can be handled by the fusion engine **22** and forwarded by the event collector **24** so that they can be displayed to user. It is noted that when a raw event is received by the event collector **24** from a data source **28**, the event collector first sends the raw event to the fusion engine **22**. However, if after a predetermined amount of time, the fusion engine **22** does not respond, then the event collector **24** will store the event in the event database **26** and

then forward the unprocessed (not handled by the fusion engine **22**) raw event to the console **30**.

In routine **740**, the raw event is associated with correlation rules **620** based upon the event type assigned by a detector **28**. In this routine, the classifier **615** containing the event type objects determines which correlation rule(s) **620** should process the raw event based upon the event type parameter **555**. Further details of routine **740** will be discussed below with respect to FIG. **13**.

In decision step **745**, if a rule corresponding with a raw event exists, then it is determined whether a correlation event exists that is related to the correlation rule. Note that although depicted as a single process flow in FIG. **7**, steps **745** through **780** are actually performed independently for each Correlation Rule **620** associated with the raw event. Basically, in decision step **745**, the correlation rule object or correlation rule **620** determines if a correlation event object has been created for the current raw event being processed. As illustrated in FIG. **8**, the correlation rule objects or correlation rule **620** check the correlation event cache or correlation event high speed memory **665** to determine whether the correlation event for the current raw event being processed has been created. As noted above, the correlation event (or correlation event object in an object-oriented software arehitecture) can comprise a number of raw events that are grouped together to form a single higher level event.

For step **745**, each Correlation Event has an anchor Internet protocol (IP) address that is used to index the Correlation Event in the Correlation Event type's area within the correlation event cache **665**. The anchor IP address will be the source IP address or destination IP address of one or more of the Raw Events within the Correlation Event, depending on the Correlation Event type. For example, the anchor IP address of the Attack From Attacked Host event is the IP address of the attacked host. This is the destination IP address of inbound attacks, and the source IP address of outbound attacks. The Correlation Rule for the Attack From Attacked Host event uses the destination IP address of an inbound Raw Event as the Correlation Event lookup key when attempting to retrieve the Correlation Event for which the Raw Event would be an inbound attack. The AFAH Correlation Rule uses the source IP address of the Raw Event as the Correlation Event lookup key when attempting to retrieve the Correlation Event for which the Raw Event would be an outbound attack.

If the inquiry to decision step **745** is positive, then the "yes" branch is followed to step **760**. If the inquiry to decision step **745** is negative, then the "no" branch is followed to step **750** in which a correlation event of the predetermined type associated with the current correlation rule is created. That is, in the exemplary object-oriented software arehitecture, at this point in processing of a raw event's associated correlation rules **620**, one or more correlation event objects can be created.

Next, in step **755**, the correlation events are stored in the high speed memory devices **665**. The high speed memory devices in one exemplary embodiment can comprise random access memory (RAM). However, other high speed memory devices are not beyond the scope of the present invention Because of current network processing speeds and the corresponding volumes of information, it is necessary to use high speed memory devices like RAM so that rapid processing of raw information can be obtained.

In step **760**, the raw event is associated with the corresponding correlation event (which was either just created in step **750**, or retrieved from the correlation event cache **665** in step **745**) based upon the type of raw event. In other words, in this step in the exemplary object-oriented software arehitecture, each correlation event object stores the raw event based upon its type. In addition to associating the raw event with the correlation event, the raw event tracking index **645** is updated to indicate that the raw event is associated with the correlation event.

Next in decision step **765**, it is determined whether the current correlation event being processed is already mature. Typically, to be mature, a correlation event can contain two or more raw events that meet maturity criteria defined for that specific type of correlation event. The maturity criteria for each correlation event type are defined to identify the conditions under which the occurrence of two or more raw events indicates that a likely security incident is occurring. In step **765**, the correlation event is being examined to determine if it had already been deemed mature as a result of processing of an earlier raw event.

If the inquiry to decision step **765** is positive, then the "yes" branch is followed to step **780**. If the inquiry to decision step **765** is negative, then the "no" branch is followed to routine **770**. In routine **770**, it is determined whether the current correlation event with the newly associated raw event being processed meets or fulfills the maturity criteria set forth in one or more of the correlation rules **620**. In routine **770**, each of the rules that correspond to the type of raw event being processed determines whether the current raw event and any other raw events listed in the current correlation event together satisfy the maturity criteria as set forth in the rule. The present invention can include any number of rules that correspond to the type parameter of a given raw event.

In one exemplary embodiment, the fusion engine **22** can employ numerous correlation rules **620**. The correlation rules can use the event categories defined in the Raw Event Classification Database **635** as a basis for identifying event patterns that indicate either malicious or nonmalicious activity. Many of the correlation events and corresponding correlation rules can reveal the intent of an attacker. The set of correlation events detected by the present invention and corresponding correlation rules includes, but is not limited to, the following:

1) Attack from Attacked Host

This event can be generated when an Integrity attack is seen against a host followed by a Confidentiality, Integrity, or Availability attack originating from that host.

2) Availability Attack Sweep (Multihost DoS Attack)

This event can be generated when two or more different types of Availability attacks originating from the same source IP address are seen against multiple target IP addresses.

3) Confidentiality Attack Sweep (Multihost Information Gathering)

This event can be generated when two or more types of Confidentiality attacks are seen originating from a single source IP address against multiple target IP addresses.

4) DoS Followed By Confirming Event

This event can be generated when an Availability attack is seen against a target IP address followed by another event indicating that the target is no longer behaving normally. Confirming events include events detected by a network-based sensor indicating the host is not reachable (for example, detection of ARP requests from

other hosts for the target), and events detected on the target system itself by a host-based sensor indicating that system resources (such as memory) have become exhausted.

5) External Source Using Internal IP Address

This event can be generated when a network-based sensor that monitors an external network detects a duplicate internal IP address. The occurrence of this condition indicates that an external host is attempting to use the IP address of an internal host, a practice known as spoofing.

6) Integrity Attack Followed By Remote Login

This event can be generated when an Integrity attack is seen against a host followed by a remote login originating from that host.

7) Integrity Attack Followed by Start of Service

This event can be generated when an Integrity attack is seen against a host followed by a report from a host-based sensor that a new service has been started on the host.

8) Internet Scanner Scan

This event can be generated when an ISS Internet Scanner scan is detected from a host. For a period following detection of the start of the scan, all other events originating from the same host are subsumed into the Internet Scanner Scan event. If the source IP address is configured as an approved scan source, the event can be treated as a nonmalicious event; otherwise it can be treated as a malicious event.

9) Probe Followed by Integrity Attack

This event can be generated when a Probe event is seen against a host followed by an Integrity attack against the host.

10)Integrity Attack Sweep (Trolling For Victims)

This event can be generated when two or more types of Integrity attacks are seen originating from a single source IP address against multiple target IP addresses.

11) Login from DoS-attacked Host

This event can be generated when a remote login is seen from a source IP address that is currently the target of an ongoing Availability attack. This combination of events can indicate that an attacker is masquerading as a particular host (the target of the Availability attack) in order to exploit network trust relationships to access other machines on the network.

12) Login Failure of One User on Multiple Hosts

This event can be generated when login failures of the same user are reported by multiple network- or host-based sensors.

13) Suspicious Activity Followed by Availability Attack

This event can be generated when an event that involves a Cloaking method is reported, followed by an Availability attack. The term "cloaking" applies to any technique that attempts to conceal an attack from intrusion detection systems.

14) Suspicious Activity Followed by Integrity Attack

This event can be generated when an event that involves a Cloaking method is reported, followed by an Integrity attack. The term "cloaking" applies to any technique that attempts to conceal an attack from intrusion detection systems.

15) Suspicious Activity Followed by Integrity Attack

This event can be generated when an event that involves a Cloaking method is reported, followed by an Integrity attack. The term "cloaking" applies to any technique that attempts to conceal an attack from intrusion detection systems.

16) Sustained Availability Attack (Focused DoS Attack)

This event can be generated when two or more types of Availability attacks are seen from a single source IP address targeted at a single destination IP address.

17) Sustained Confidentiality Attack (Focused Infornation Gathering Attack)

This event can be generated when two or more types of Confidentiality attacks are seen from a single source IP address targeted at a single destination IP address.

18) Sustained Integrity Attack (Focused Break-in Attempt)

This event can be generated when two or more types of Integrity attacks are seen from a single source IP address targeted at a single destination IP address.

19) Web Scan

This event can be generated when multiple Web-related attacks targeted against a Web server are detected within a certain interval. By examining features of the Web-related attacks such as the sequence of URLs being probed, it can be possible to identify the use of specific Web scanning tools such as Whisker.

Additional rules may be employed without departing from the scope and spirit of the present invention. Further details of routine **770** will be discussed in further detail below with respect to FIG. **14**. However, it is noted that routine **770** as illustrated in FIG. **14** only covers the application of one rule. The exemplary rule illustrated in FIG. **14** is the rule corresponding to the "Attack From Attacked Host" (AFAH) correlation event listed above. The attack from attacked host scenario will also be described in further detail below with respect to FIGS. **5**D through **5**F.

If the inquiry to decision routine **770** is negative, then the "no" branch is followed to decision routine **785**. If the inquiry to decision routine **770** is positive, then the "yes" branch is followed to step **775** in which a mature event message is generated and forwarded to an output device such as the event collector **24**. In step **775**, the event reporter **660** receives an indication that the correlation event is mature and then the event reporter **660** forwards this message to the event collector **24**.

In step **780**, a correlation event update notification is sent to the output device when a raw event is added to a correlation event that is already mature. In this step, the event reporter forwards the correlation event update to event collector **24** which, in turn, updates the representation of the correlation event in the Event Database **26** and forwards this information to the console **30** where it may be viewed by a user. This allows the user to be notified when additional raw events occur that are part of an ongoing security incident (i.e., a mature correlation event).

Next, in decision routine **785**, it is determined whether any mature correlation events have stopped occurring. Further details of decision routine **785** will be discussed below with respect to FIG. **15**.

If the inquiry to decision routine **785** is negative, then the "no" branch is followed to step **795**. If the inquiry to decision step **785** is positive, then the "yes" branch is followed to step **790** in which a message is sent indicating that a correlation event has stopped occurring. This message can be forwarded from the event reporter **660** to the event collector **24**. In turn, the event collector **24** would update the representation of the now-concluded correlation event in the event database **26** and then forward this message to the console **30**.

In step **795**, the oldest raw events and immature correlation events in the memory management list may be erased. Because the fusion engine **22** has a limited amount of memory, it is necessary to keep the memory filled with raw events that are the most likely to become mature. The fusion engine has several memory usage monitoring devices such as the memory management list **640**, the raw event tracking index **645**, and the mature event list **650**. In one exemplary embodiment, the memory usage monitoring devices of the fusion engine determine how much memory is available and when the memory is close to being filled to capacity, the memory usage monitoring devices will erase the oldest existing stored raw events and immature correlation events in order to increase available memory. Raw events that are included within mature correlation events are removed from the memory management list **640** but are not erased. Whenever a raw event is deleted, the raw event tracking index **645** is used to locate any immature correlation events that contain the raw event, and the raw event is removed from those immature correlation events. When a raw event is removed from an immature correlation event and the immature correlation event then contains no other raw events, the immature correlation event is also erased.

Referring now to FIG. **9**, this Figure illustrates the computer-implemented process for routine **720** of FIG. **7** which identifies the type of raw event and assigns each raw event to a corresponding event type object of the classifier **615**. Routine **720** begins with step **910** where each raw event is matched with a corresponding event type in the classifier **615**. Next, in step **915**, the time stamp of each raw event is identified. In step **920**, each raw event is added to the memory management list **640** based upon the time stamp identified in step **915**. The entries in this list are typically maintained in order by timestamp to facilitate locating the oldest events during the memory cleanup processing described above In step **925**, each raw event is stored in the high speed memory device associated with its event type object as contained in the classifier **615**. Next, in step **930**, each event type object receiving a raw event is added to the raw event tracking index **645**. That is, typically, each software component of the fusion engine registers itself with the raw event tracking index **645** upon receiving a raw event. In this way, when a raw event is determined to be deleted from the system, the raw event tracking list **645** can be used to identify the location of the raw event references that need to be erased. After step **930**, the process returns back to decision step **725** of FIG. **7**.

FIG. **10** illustrates the computer-implemented process for routine **730** of FIG. **7** in which parameters of each raw event are compared with the context or knowledge base database **630**. Also in this routine, additional parameters are assigned to each raw event based upon this comparison with the context database **630**. As noted above, the context database **630** can comprise environmental information that may be helpful in evaluating the importance of a raw event. For example, the context database **630** can comprise vulnerability information about machines or computers within a network, the relative location of a computer or detector based upon predetermined zones, and information relating to historical event frequency.

The vulnerability information of the context database **630** is usually derived from scans made across a network to determine the relative security risk that may be present at one or more machines that make up a network. A tool that analyzes historical raw event logs for the network being monitored by the fusion engine **22** typically derives the historical event frequency information of the context database **630**. This tool typically calculates average event frequencies for groups of events sharing the same raw event type, source internet protocol address, and destination internet protocol address, though other approaches to grouping raw events for the purpose of calculating average event frequencies could be used are within the scope of the present invention. The zone definitions of the context database **630** are usually derived by categorizing parts of a network as they relate to the entire network. For example, an internal zone and demilitarized zone (DMZ) may be defined such that the internal zone includes the internet protocol network addresses of the networks that should not be accessible from the Internet, and the DMZ zone includes the internet protocol network addresses of the networks that are accessible from the Internet. These zones would be defined as appropriate for the specific network being monitored by the fusion engine **22**.

Routine **730** is typically performed by the CoBRA processor **625**. The CoBRA processor **625** typically examines each raw event and compares it to the context database **630**. More specifically, in step **1010** (the first step of Routine **730**) a CoBRA vulnerability status **504** is assigned for each raw event based upon destination internet protocol address information and a comparison with the context database **630**. In one exemplary embodiment, the vulnerability value assigned can be any one of the following: believed vulnerable; believed not vulnerable; and unknown.

Next, in step **1015**, a historical frequency value **506** is assigned for each raw event based upon another comparison with the context database **630**. This value can be a number of events per unit time, such as events per day, or a mathematically related value, such as an average time between events. The historical event frequency value typically indicates how frequently raw events of a particular type from a particular source machine to a particular destination machine are seen on the network being monitored by the fusion engine **22**. Historical frequency data is used by the fusion engine to aid in distinguishing events caused by normal non-malicious network activity from those caused by unusual and malicious activity.

In step **1020**, a source zone **508** value is assigned to each raw event based upon the source internet protocol address of the raw event and a comparison with the context database **630**. In step **1025**, a destination zone **510** value is assigned to each raw event based upon the destination internet protocol address of each raw event and a comparison with the context database **630**.

In step **1030**, a sensor zone **512** value is assigned to each raw event based upon the sensor internet protocol address and a comparison with the context database **630**. The sensor zone value can comprise the internet protocol address of the sensor or detector of an intrusion detection system that detected the suspicious computer activity and generated the raw event. After step **1030**, the process returns to routine **735** of FIG. **7**.

Referring now to FIG. **11**, this Figure illustrates the computer-implemented process for routine **735** of FIG. **7**, which can adjust the priority status or leave an original priority status of a raw event intact based upon the CoBRA-assigned context parameters or detector-assigned type parameters or both. Routine **735** is another core function of the CoBRA processor **625**. This routine enables the fusion engine to rank raw events based upon their importance to a network or a computer being protected. In this way, the security administrator can monitor computer security events more efficiently and effectively, since the important computer security events will have a higher ranking and priority relative to other lower-level security events.

The present invention can employ user-defined attributes for those events and parts of a network that are most important to a user. For example, the zone definitions that form part of the context database **630** can be supplied by the user. In one exemplary embodiment, an internal zone and a so-called demilitarized zone (DMZ) of the monitored network can be established by the user. Rather than being explicitly defined by the user, an external zone can be any IP address that doesn't fall within an explicitly defined zone or zones supplied by the user. The present invention is not limited to these types of zones and can include other types of zones such as a business partner zone, for example. Those skilled in the art will appreciate that the present invention can be designed to associate Internet protocol addresses with any number of zones defined by a user.

As noted above, each raw event comprises a priority status parameter **535** that was assigned to it by a detector within an intrusion detection system. In one exemplary embodiment, the priority status parameter can comprise any one of the following three values: 1, 2, or 3. The highest priority status value in the exemplary embodiment is typically the number 1. Meanwhile, the lowest priority status in the exemplary embodiment is typically the value of 3. The mid-range priority value is typically the number 2. Adjustments of the priority status values for each raw event are necessary since the priority status values assigned by the detectors typically are very conservative in nature. That is, raw events are typically the result of simple processing techniques that must occur at the detector level in order to maintain high network traffic speeds.

Therefore, the priority status values coming from the detector level of conventional intrusion detection systems typically are defined as appropriate for the worst-case scenario that could apply for each event type. For example, in the exemplary embodiment, if a given type of raw event could have an actual priority of 1, 2, or 3 depending on the circumstances that apply on a given network, the detector would typically assign the worst-case priority (denoted as one (1) in the exemplary embodiment) to all events of this type. Whenever the CoBRA processor **625** modifies the value of the priority status **535**, it does so only after storing the both the original detector-assigned priority status and the updated or CoBRA-adjusted priority parameter in priority status **535**. That is, in the exemplary embodiment, after CoBRA processing and if priority is adjusted, the adjusted priority status **535** will contain two values: the original detector-assigned priority status and the CoBRA-adjusted priority status.

The fusion engine **22** permits the ranking of raw events based upon the environmental conditions or surroundings in which a raw event is generated. In this way, the security network administrator will only be presented with the computer security events that are most important to the network or computer being monitored. The present invention is not limited to the priority status scale illustrated. That is, the present invention is not limited to a priority scale that spans between 1 and 3 where one is designated as the highest priority. Other ranges or values and increments between values are not beyond the scope of the present invention. Those skilled in the art will appreciate that more complex scales can be generated to further reduce the possibility of ranking an unimportant raw event over an important raw event.

Routine **735** begins with step **1110**, in which it is determined whether a target of a raw event is resistant to the computer attack. This determination is made based on the CoBRA vulnerability status **504** value of the raw event previously established by step **1010** of procedure **730** described in FIG. **10**. If the inquiry to decision step **1110** is negative, then the "no" branch is followed where the process continues to step **1210** of FIG. **12**. If the inquiry to decision step **1110** is positive, then the "yes" branch is followed to step **1115**. In step **1115**, the raw event is compared to vulnerability-adjustable event types stored in a list in the context database **630**. These vulnerability-adjustable event types stored in the context database **630** are events identified by either a user or a system for which the assessment of a machine's vulnerability status is believed trustworthy and for which therefore it is allowed to adjust priority based on vulnerability status information.

Alternatively, in another embodiment (not illustrated) the context database **630** can identify those raw event types for which a user or system does not believe the assessment of vulnerability status to be trustworthy, and the assessment of vulnerability status can be deemed trustworthy for all other event types. In this way, raw events that are not desired to be adjusted with respect to their priority status can be identified so that the CoBRA processor **625** will not reduce the priority of such raw events. In another alternative exemplary embodiment (not shown), the context database **630** can also contain both types of lists. That is, the context database **630** can comprise a list of raw event types that are permitted to have the priority status to be adjusted and a list containing raw event types that are not permitted to have the priority status adjusted. In this case a conflict resolution rule must also be established, so that if a particular event type appears in both lists, it is well-defined which entry will take precedence. Those skilled in the art will appreciate that other configurations of lists are not beyond the scope of the present invention.

Next, in decision step **1120**, it is determined whether a match exists with the stored vulnerability-adjustable events of the context database **630**. If the inquiry to decision step **1120** is negative, then the "no" branch is followed to step **1135**. If the inquiry to decision step **1120** is positive, then the "yes" branch is followed to decision step **1125**.

In decision step **1125**, it is determined whether the current raw event being processed is at its lowest priority status. In other words, if the current raw event being processed has an exemplary priority status value of 3, then it is recognized that its priority cannot farther be adjusted. Therefore, if the inquiry to decision step **1125** is positive, then the "yes" branch is followed to step **1135**. If the inquiry to decision step **1125** is negative, then the "no" branch is followed to step **1130**, in which the priority status **535** of the current raw event is reduced and the reason for the change in priority status **535** is recorded in the raw event. For example, in the exemplary embodiment, if a raw event has an original priority status value of a 1, and if the CoBRA processor **625** determines that the raw event is not believed to be vulnerable, then it will adjust the original priority status value of 1 to a lower value such as the value of 2 (the mid-range priority status value). The reason for changing the priority status value is recorded in the priority change reason **516** parameter of the raw event so that it can be determined at the console **30** why a particular raw event was assigned a reduced priority. In one exemplary embodiment, the reason for changing priority status of a raw event can comprise a text string.

In step **1135**, each raw event is compared to frequency-adjustable event types stored in a list in the context database **630**. Similar to the vulnerability-adjustable event types discussed above, the frequency-adjustable event types can comprise those raw event types for which a high historical

event frequency between a given pair of machines is seen as a reliable indicator of non-maliciousness for the network or computer being monitored by the fusion engine **22**. Alternatively, also similar to the vulnerability-adjustable event types discussed above, in another exemplary embodiment (not shown) the context database **630** could instead comprise a list that identifies those raw event types for which a high historical event frequency between a given pair of machines for a network or computer being monitored by the fusion engine **22** is not seen as a reliable indicator of non-maliciousness, and historical event frequency can then be considered a trustworthy indicator of non-maliciousness for all other event types. In such a scenario, the list would identify those raw events where it is undesirable to adjust the priority status thereof based on historical event frequency. Alternatively, in yet another exemplary embodiment (not shown), the context database **630** could also comprise both types of lists where one list would identify those raw event types for which frequency-based priority adjustment is allowed and the other would identify those raw event types for which frequency-based priority adjustment is not allowed. In this case a conflict resolution rule must also be established, so that if a particular event type appears in both lists, it is well-defined which entry will take precedence. Those skilled in the art will appreciate that other configurations of lists are not beyond the scope of the present invention.

Following step **1135**, in decision step **1145**, it is determined whether a match exists with the stored frequency-adjustable event types. If the inquiry to decision step **1145** is negative, then the "no" branch is followed to step **1210** of FIG. **12**. If the inquiry to decision step **1145** is positive, then the "yes" branch is followed to decision step **1150**.

In decision step **1150**, it is determined whether historical frequency information exists for the current raw event being evaluated. This determination is made based on the historical frequency value **506** of the raw event previously established by step **1015** of procedure **730** described in FIG. **10**. In other words, some raw events may be of a type, source, and destination that was not seen in the historical data analyzed to produce the historical frequency information. If the inquiry to decision step **1150** is negative, then the "no" branch is followed to step **1210** of FIG. **12**. If the inquiry to decision step **1150** is positive, then the "yes" branch is followed to decision step **1155**.

In decision step **1155**, it is determined whether the historical frequency for the current raw event being evaluated is greater than a frequent event threshold. In other words, in this decision step, it is determined whether a raw event is of a type that occurs frequently enough between a specific source and destination that it can be considered to be likely to be a non-malicious event. The frequent event threshold may be a value that corresponds to an average number of events per unit time, such as per day. However, other mathematically related forms of this value, such as the average time between events, could also be used and are not beyond the scope of the present invention. If the current raw event being processed has an historical event frequency that is greater than the threshold, then it is considered to be a frequent event and likely to be non-malicious.

If it is determined to be a frequent raw event, then its priority status can be lowered. However, if the current raw event being processed has been seen less frequently on the network, then it is not considered to be a frequent raw event and an adjustment to its priority status based on historical event frequency is considered undesirable. Therefore, if the inquiry to decision step **1155** is negative (meaning that events like the current raw event being processed have not been seen frequently on the network monitored by the fusion engine **22**), then the "no" branch is followed to step **1210** of FIG. **12**. If the inquiry to decision step **1155** is positive (meaning that events like the current raw event being processed have been seen frequently on the network monitored by the fusion engine **22**), then the "yes" branch is followed to decision step **1160**.

In decision step **1160**, it is determined whether the raw event being processed is at its lowest priority status. If the inquiry to decision step **1160** is positive, then the "yes" branch is followed to step **1210**, FIG. **12**. If the inquiry to decision step **1160** is negative, then the "no" branch is followed to step **1165**, in which the priority of the current raw event is reduced and the reason for changing the status of the priority of the current raw event is recorded. The reason is typically recorded as being that the raw event being evaluated occurs frequently.

The process then continues to FIG. **12**. FIG. **12** illustrates a second portion of the computer-implemented process for routine **735** of FIG. **7**, in which the CoBRA processor **625** adjusts the priority status or leaves an original priority status intact based upon the CoBRA assigned context parameters or detector-assigned type parameters of the raw event.

In step **1210**, the raw event is compared to zone-adjustable event types stored in a list of the context database **630**. Similar the vulnerability-adjustable event types and frequency-adjustable event types discussed above, the zone-adjustable event types are raw event types that may be defined by a network security administrator that are deemed to present low risk to the network or computer being monitored by the fusion engine **22** if they occur internally (that is, if both the source Internet protocol address and destination Internet protocol address in the raw event are located in networks defined in the context database **630** as belonging to the internal zone). However, in an alternative embodiment (not shown), the context database **630** may instead comprise a list that identifies raw event types that cannot be deemed to present low risk to the network or computer being monitored by the fusion engine **22** based solely on the zone(s) in which the source and destination are located.

In such an embodiment, event types other than those listed are deemed to present low risk to the monitored computer or network if they occur internally. In a further alternative embodiment (not shown), the context database **630** may also comprise both types of list: one list identifying raw event types that cannot be deemed to present low risk based solely on the source and destination zones, where the priority status thereof should not be adjusted, and a second list of raw events that are deemed to present low risk when seen internally, and where priority status should be adjusted such that these events will have a lower priority status. In this case a conflict resolution rule must also be established, so that if a particular event type appears in both lists, it is well-defined which entry will take precedence.

In decision step **1215**, it is determined whether a match exists with the stored zone-adjustable event types in the context database **630**. If the inquiry to decision step **1215** is negative, then the "no" branch is followed back to routine **740** of FIG. **7**. If the inquiry to decision step **1215** is positive, then the "yes" branch is followed to decision step **1220**.

In decision step **1220**, it is determined whether the source zone and destination zone of the current raw event being processed are both internal relative to the network or computer being monitored by the fusion engine **22**. This determination is made by examining the values of the source zone

parameter **508** and destination zone parameter **510** of the raw event assigned by steps **1020** and **1025**, respectively, of routine **730** shown in FIG. **10**. For many event types, raw events classified as being internal are less of a threat to a network of computers being monitored compared to an event that may be external to a network or computer being monitored by the fusion engine **22**.

Therefore, for internal events, it may be desirable to lower the priority status of such raw events. Conversely for raw events for which either the source or destination Internet protocol address is either in the DMZ zone or not in any defined zone (and therefore considered external), it may be desirable to keep the priority status of a raw event that was assigned to it by the detectors in the intrusion detection system. If the inquiry to decision step **1220** is negative, then the "no" branch is followed back to routine **740** if FIG. **7**. If the inquiry to decision step **1220** is positive, then the "yes" branch is followed to decision step **1225**.

In decision step **1225**, it is determined whether the current raw event is at its lowest priority status. If the inquiry to decision step **1225** is positive, then the "yes" branch is followed back to routine **740**, FIG. **7**. If the inquiry to decision step **1225** is negative, then the "no" branch is followed to step **1230**, in which the priority status of the current raw event is reduced and the reason for change in the priority status of the raw event is recorded. Typically, the reason in step **1230** will indicate that the priority status of the current raw event was lowered because it comprises an internal attack. The process then returns to routine **740** of FIG. **7**.

The present invention is also not limited to the technique of reducing priority status values. In other words, the present invention can also comprise a scale where values are increased in order to reflect either reduced priority or increased priority. Those skilled in the art will appreciate that any number of risk adjustment schemes can be utilized and not depart from the scope and spirit of the present invention.

Referring now to FIG. **13**, this Figure illustrates the computer-implemented process for routine **740** of FIG. **7** in which raw events are associated with predetermined correlation rules based upon the event type parameter **555**. In this routine, the classifier **615** may identify one or more correlation rules **620** that should process each given raw event. Step **1310** is the first step of routine **740**, in which all lists containing the raw events are updated to reflect any CoBRA processing changes. In other words, all objects in the exemplary object-oriented arehitecture containing the raw events that were adjusted by the CoBRA processor **625** are updated to reflect any adjustments in priority status.

Next, in step **1315**, the raw events are forwarded to the correlation rules that apply to the raw event type parameter **555**. More specifically, in step **1315**, the definition of each correlation rule **620** includes a list of the raw event categories that are of interest to it. The raw event types included in each raw event category are defined in the raw event classification database **635**. Therefore, the list of raw event types of interest to a correlation rule **620** is the union of the category-specific lists of raw event types for the categories of interest to the rule, where each category-specific list of raw event types is defined by the raw event classification database **635**. The category-specific lists of raw event types are stored in the classifier **615**, which is initialized based on the contents of the raw event classification database **635**.

When the controller **655** loads a correlation rule **620** during system initialization, it associates the rule with all the event types included in the event categories of interest to the rule (determined as described in the previous paragraph) by adding the rule to a list of interested rules maintained within each such event type. Thus, after initialization, each event type includes a list of all of the correlation rules **620** that are interested in events of its type. As each raw event is received, the event reader **600** determines which correlation rules **620** should process it by retrieving the raw event's event type and then retrieving the event type's list of interested rules. Having determined the set of correlation rules **620** that should process the raw event, the process then returns to step **745** of FIG. **7**.

Referring now to FIG. **14**, this Figure illustrates the computer-implemented process for routine **770** of FIG. **7**, which determines if a currently immature correlation event to which the current processed raw event has been added meets or satisfies the maturity criteria of a corresponding rule **620**. The process described here is for an exemplary event type, Attack From Attacked Host (AFAH), rather than being generic. However, given this processing description and the descriptions of exemplary correlation event types presented earlier, it should be apparent to those skilled in the art how similar processing could be used to recognize the occurrence of each of the described exemplary event types. As noted above, each rule **620** may be implemented as a rule object in an object-oriented computer arehitecture. As should be clear to those skilled in the art from the previously described processing of step **1315** of FIG. **13**, a single raw event may be processed by multiple correlation rule objects.

Though not depicted in FIG. **7** or FIG. **14**, the processing of steps **745** through **780** of FIG. **7** (including the routine **770** processing described in FIG. **14**) can be performed twice for the current processed raw event in the case of the exemplary AFAH correlation event. In one exemplary embodiment, the raw event is processed once to consider it as an inbound attack only if the raw event is an integrity attack, and is always processed to consider it as an outbound attack. When the raw event is considered as an inbound attack by steps **745** through **780**, step **745** uses the raw event's destination Internet protocol address as the lookup key when attempting to retrieve a corresponding AFAH correlation event from the correlation event cache **665** (as described earlier in the discussion of step **745** processing).

When the raw event is considered as an outbound attack by steps **745** through **780**, step **745** uses the raw event's source Internet protocol address as the lookup key when attempting to retrieve a corresponding AFAH correlation event from the correlation event cache **665** (as also described earlier in the discussion of step **745** processing). This "double processing" of the raw event is a unique aspect of the exemplary AFAH correlation event relative to other correlation events that can be processed by the fusion engine **22**. For all of the other exemplary correlation event types described earlier, the processing of steps **745** through **780** is performed once, as should be apparent to those skilled in the art based on the descriptions of the exemplary correlation event types.

Referring again to FIG. **14**, step **1410** is the first step of routine **770**, in which the event type object of the classifier **615** for the current raw event being processed is added to the raw event tracking index **645**. Also, the correlation event object corresponding to the current raw event object being processed is either added to the memory management list **640** (if it is a new correlation event that was just created in step **750** of FIG. **7**), or is moved to a new position in the memory management list if the timestamp of the current raw event has the most recent timestamp of all the raw events associated with the current correlation event.

In addition, the current correlation event object is added to the raw event tracking index **645** in association with the raw event. The event type object and correlation event object are added to the raw event tracking index **645** so that they can later be informed by the memory management processing if the raw event is erased from memory, so they can erase their own references to the raw event. The current correlation event is also added to the memory management list **640** so that when memory resources run low, the oldest events (some of which may be immature correlation events) can be deleted from the fusion engine **22**.

In decision step **1415**, it is determined whether the raw event is being considered as an inbound attack. This step distinguishes whether the current AFAH correlation event includes the current raw event as an inbound or outbound attack. If the inquiry to decision step **1415** is negative, then the raw event is being considered as an outbound attack and the "no" branch is followed to step **1425**. If the inquiry to decision step **1415** is positive, then the raw event being considered is an inbound attack and the "yes" branch is followed to step **1420**.

In decision step **1420**, it is determined whether the raw event being considered as an inbound attack ia an integrity attack and occurs earlier than at least one event in the outbound attacks list of the current correlation event. The raw event being processed is known to be an integrity attack since it was added to the inbound attack list of the correlation event during the processing of step As indicated in the description of the Attack From Attacked Host event included in the earlier list of exemplary correlation event types, the AFAH event can be generated when an Integrity attack is seen against a host followed by a Confidentiality, Integrity, or Availability attack originating from that host. As indicated in the discussion of FIG. **13**, when the controller **655** loads a correlation rule **620** during system initialization, it associates the rule with all of the event types included in the event categories of interest to the rule.

In the case of the AFAH rule, the event categories of interest are Confidentiality, Integrity, and Availability attacks. The AFAH rule is therefore associated with all event types defined by the raw event classification database **635** as belonging to one of these three categories. Therefore, any raw event whose event type belongs to one of these three categories can be forwarded to routine **770** for processing. Since the definition of the AFAH event requires inbound attacks to be Integrity attacks, and some of the raw events forwarded to routine **770** can instead be Confidentiality or Availability attacks, the present decision step **1420** must verify that the raw event being considered as an inbound attack is an Integrity attack.

A farther consideration results from the fact that the fusion engine **22** can receive raw events generated by multiple detectors, leading to the possibility that raw events can be received in non-chronological order (that is, a raw event with a later timestamp can be received before a raw event with an earlier timestamp). For this reason, routine **770** cannot assume that raw events will be received in chronological order, and the present decision step **1420** therefore determines whether the current raw event occurs earlier than at least one event in the outbound attacks list of the current correlation event. If the inquiry to decision step **1420** is negative, then the current correlation event is deemed not mature and the "no" branch is followed back to routine **785** of FIG. **7**. If the inquiry to decision step **1420** is positive, then the current correlation event is deemed mature and the "yes" branch is followed to step **1427**.

In decision step **1425**, it is determined whether the raw event being considered as an outbound attack occurs later than at least one event in the inbound attacks list of the current correlation event. Unlike decision step **1420**, it is not necessary to determine whether the current raw event belongs to a particular category because (as described in the discussion of step **1420**) every raw event forwarded to routine **770** will be either a Confidentiality, Integrity, or Availability attack and will therefore meet the criteria for inclusion as an outbound attack in any AFAH event. If the inquiry to decision step **1425** is negative, then the current correlation event is deemed not mature and the "no" branch is followed back to routine **785** of FIG. **7**. If the inquiry to decision step **1425** is positive, then the current correlation event is deemed mature and the "yes" branch is followed to step **1427**.

In step **1427**, any outbound attacks in the current correlation event that occur earlier than the earliest inbound attack of the correlation event are removed from the list of outbound attacks. This is done because the definition of the AFAH correlation event requires that each outbound attack included in a mature AFAH correlation event must be preceded by at least one inbound attack.

In step **1430**, the correlation event is removed from the memory management list **640** so that the correlation event will not be subject to being erased by the memory management mechanisms. In this way, the correlation event that is removed will not be deleted from the fusion engine **22** since the correlation event is now deemed to be mature.

In step **1435**, the update time of the correlation event can be set to the most recent raw event's time stamp if the event source being read by the event reader **600** is either the event database **26** or the event log file **610**, in which case the fusion engine **22** is operating in a batch mode. Alternatively, the update time of the correlation event can be set to the current time of the system on which the fusion engine **22** is executing if the event source being read by the event reader **600** is the event collector **24**, in which case the fusion engine **22** is operating in a real-time mode.

In step **1440**, the correlation event is added to the mature event correlation list **650**. In step **1445**, the correlation event containing the two or more raw events is indicated as being mature by setting an internal parameter of the correlation event. The process then returns to step **775** of FIG. **7**. In one exemplary embodiment (not shown), each correlation event may be assigned a priority status, similar to the priority status parameter **555** of raw events.

Exemplary Rule Processing for Raw Event II Illustrated in FIGS. **5**D, **5**E, **5**F

The following is the processing that would be carried out by an Attack From Attacked Host correlation rule **620** for raw event II as illustrated in FIGS. **5**(*d*), **5**(*e*), and **5**(*f*). This discussion assumes that raw events I and II are both types of Integrity attacks and therefore qualify as inbound attacks according to the definition of the AFAH event, that raw event I occurs before raw event II, and that raw event II occurs before raw event III.

Referring back to FIG. **7**, in step **745**, when raw event II is being considered as an inbound attack, its destination internet protocol address (3.3.3.3) would be used as a lookup key to retrieve an AFAH correlation event from the correlation event cache **665**. Assuming that in this case raw events are received in chronological order and therefore raw event III has not yet been processed by the fusion engine, there would be no AFAH correlation event indexed by the attacked internet protocol address 3.3.3.3, and therefore the "no" branch of decision step **745** would be taken and correlation event **513** would be created in step **750**. In step **755**, correlation event **513** would be stored in the correlation

event cache **665**. In step **760**, raw event II would be associated with correlation event **513** by storing a reference to it in the inbound attacks list of correlation event **513**. In step **765** it would be determined that correlation event **513** is not already mature, so the "no" branch would be followed to step **770**.

Referring now to FIG. **14**, in decision step **1415** the "yes" branch would be followed since raw event II is being considered as an inbound attack. In decision step **1420**, the "no" branch would be followed since there are no raw events in the outbound attacks list of the newly created correlation event **513**. To summarize this processing, when considered as an inbound event, raw event II is added to a newly created but still immature correlation event **513**.

Referring back to FIG. **7**, in step **745**, when raw event II is being considered as an outbound attack, its source internet protocol address (2.2.2.2) would be used as a lookup key to retrieve an AFAH correlation event from the correlation event cache **665**. Assuming that in this case raw events are received in chronological order and therefore raw event I has already been processed by the fusion engine, AFAH correlation event **511** would already be present in the correlation event cache **665** indexed by the attacked internet protocol address 2.2.2.2, and therefore the "yes" branch of decision step **745** would be taken to step **760**. In step **760**, raw event II would be associated with correlation event **511** by storing a reference to it in the outbound attacks list of correlation event **511**. In step **765** it would be determined that correlation event **511** is not already mature, so the "no" branch would be followed to step **770**.

Referring now to FIG. **14**, in decision step **1415** the "no" branch would be followed since raw event II is being considered as an outbound attack. In decision step **1425**, the "yes" branch would be followed since the inbound attacks list of correlation event **511** already contains raw event I, and the timestamp of raw event II is later than that of raw event I. At this point, correlation event **511** has been determined to be mature and steps **1427** through **1445** would be followed to process the newly-mature correlation event **511**. To summarize this processing when considered as an outbound attack, raw event II is added to existing correlation event **511** which becomes mature as a result.

To perform decision step **1425** in the above-described exemplary rule A processing, the respective time stamps of the first-generated raw event I and the second-generated raw event II are compared. However, it is noted that since the raw events could originate from different detectors, there could be some variance in the time stamps provided for each raw event. That is, while the second-generated raw event II may occur after the first-generated raw event I, because of possible variances in the internal clocks of the detectors generating the raw events, it is foreseeable that the first-generated raw event I may have a later time stamp than the second-generated raw event II.

In other words, the internal clocks between respective detectors in neighboring intrusion detection systems may not be synchronized. In order to compensate for such a scenario, a tri-state comparison could be performed. That is, the fusion engine **22** and more specifically, the rules **620** may allow for the possibility that there may be some synchronization offsets so a determination can be made if a first raw event came before another raw event. More specifically, when comparing the timestamps of two raw events generated by different detectors to determine whether one of the events precedes (or follows) the other, the result of the comparison can be yes, no, or maybe. The "maybe" result occurs when the timestamps of the two events are sufficiently close that uncertainty regarding the synchronization offsets of the two detectors makes it impossible to determine which event occurred first.

The fusion engine **22** could be configured to treat the "maybe" result either as a "yes" (in one configuration) or as a "no" (in an alternative configuration). In a preferred embodiment, the fusion engine **22** treats a "maybe" as a "yes" to maximize the chance that correlation event maturity criteria will be met (so that mature correlation events will be generated whenever it appears possible that their criteria might be met). When the fusion engine **22** compares the timestamps of two events generated by the same detector, then it can ignore any synchronization effects and perform a simple binary comparison between the timestamps of the two events.

Exemplary Computer-Implemented Process to Determine if Mature Correlation Events Timed Out

Referring now to FIG. **15**, this Figure illustrates the computer-implemented process for routine **785** which determines whether any mature correlation events have stopped occurring. Step **1510** is the first step of routine **785** in which the current processing time is compared with the update times of the correlation events stored in the mature event list **650** (the update times of correlation events are set as described in step **1435** of FIG. **14**). For the purpose of this comparison, the definition of the current processing time depends on the mode in which the fusion engine **22** is operating. If it is operating in a batch mode (that is, the event source from which events are being read is either the event database **26** or the event log file **610**), then the current processing time is the timestamp of the last event that was read from the event source. Alternatively, if the fusion engine **22** is operating in real-time mode (that is, the event source from which events are being read is the event collector **24**), then the current processing time is the current time of the system on which the fusion engine **22** is running.

In decision step **1515**, it is determined whether the difference between the current processing time and the update time of each correlation event exceeds a predetermined threshold. In other words, it is determined whether the mature correlation events contained within the mature event list **650** have become old or stale in that no computer activity or raw events have occurred for these correlation events over some period of time. If the inquiry to decision step **1515** is positive, then the "yes" branch is followed back to step **790** of FIG. **7**. If the inquiry to decision step **1515** is negative, then the "no" branch is followed back to step **795** of FIG. **7**.

It should be understood that the foregoing relates only to illustrative embodiments of the present invention, and that numerous changes may be made therein without departing from the spirit and scope of the invention as defined by the following claims.

What is claimed is:

1. A method for managing security information comprising the steps of:

receiving raw computer events with a fusion engine from one or more data sources, each data source comprising an intrusion detector that assigns a priority status to each raw computer event, each raw computer event comprising one of suspicious computer activity and a computer attack;

classifying the raw computer events with the fusion engine by assigning each raw computer event an event type parameter;

storing the raw computer events;

comparing each raw computer event and its type with computer environment information stored in a knowledge-based database;

assigning context parameters to each raw computer event based on the comparison of a respective computer event and its type with the computer environment information;

determining if a priority status of each raw computer event should be adjusted based on its assigned context parameters;

adjusting a priority status or leaving a priority status of a raw computer event in tact based on the determination step;

identifying one or more relationships between two or more raw computer events with the fusion engine to determine if the two or more raw computer events are part of a larger computer attack;

in response to identifying one or more relationships between two or more raw computer events, generating a mature correlation event message; and

displaying one or more mature correlation event messages on one or more consoles that describe relationships between raw computer events.

2. The method of claim **1**, wherein the step of receiving raw computer events from one or more data sources further comprises the step of receiving real-time raw computer events from one of intrusion detection system, a detector within an intrusion detection system, and a firewall.

3. The method of claim **1**, wherein the step of receiving raw computer events from one or more data sources further comprises the step of receiving raw computer events from one of a file and database.

4. The method of claim **1**, wherein the step of classifying the raw computer events further comprises the steps of:

identifying an event type parameter for each raw computer event;

comparing the event type parameter with an event type category of a list; and

assigning each raw computer event to a corresponding event type category in the list.

5. The method of claim **1**, wherein the step of assigning context parameters to each raw computer event further comprises the steps of:

comparing parameters of each raw computer event with information in a database; and

assigning additional parameters to each raw computer event relating to the environment of the raw computer event.

6. The method of claim **5**, wherein the additional parameters comprise one of a priority status, a vulnerability status, a historical frequency value, a source zone value, a destination zone value, a detector zone value, and a text string.

7. The method of claim **1**, wherein the step of adjusting a priority status or leaving a priority status of a raw computer event in tact based on the determination step further comprises the steps of:

identifying a priority status parameter of a raw computer event;

comparing each raw computer event to information contained in a the knowledge-based database;

changing the priority status parameter of a respective raw computer event if a match occurs in response to the comparison step; and

leaving the priority status in tact if a match does not occur in response to the comparison step.

8. The method of claim **1**, wherein the step of identifying relationships between two or more raw computer events further comprises the steps of:

associating each raw computer event with one or more rules that correspond with a type parameter of the raw computer event; and

applying each rule to its associated group of raw computer events; and

determining if a computer attack or security breach has occurred based upon successful application of a rule.

9. The method of claim **1**, wherein the step of storing raw computer events further comprises the step of storing each raw computer event in a high speed memory device comprising random access memory (RAM).

10. The method of claim **1**, further comprising the step of determining the intent of a computer attack based upon the type of mature correlation event generated.

11. The method of claim **1**, further comprising the steps of;

creating a memory management list;

identifying a time stamp for each raw computer event; and

adding each raw computer event to the memory management list.

12. The method of claim **1**, further comprising the step of creating a raw computer event tracking index that identifies one or more software components that are monitoring one or more raw computer events.

13. A method for determining relationships between two or more computer events, comprising the steps of:

receiving a plurality of raw computer events with a fusion engine from one or more intrusion detectors, each raw computer event having a first set of parameters and comprising one of suspicious computer activity and a computer attack;

creating raw computer event storage areas based upon information received from a raw computer event classification database;

storing each event in an event storage area based upon an event type parameter;

comparing each raw computer event to data contained in a context database with the fusion engine to determine if the two or more raw computer events are part of a larger larger computer attack;

adjusting a priority parameter or leaving the priority parameter in tact for each raw computer event in response to the comparison to the context database;

associating each raw computer event with one or more correlation events;

applying one or more rules to each raw computer event based upon the correlation event associations; and

generating a mature correlation event message in response to each successful application of a rule.

14. A method for determining relationships between two or more computer events, comprising the steps of:

receiving a plurality of raw computer events with a fusion engine from one or more intrusion detectors that assign a priority parameter to each raw computer event, each raw computer event having a first set of parameters and comprising one of suspicious computer activity and a computer attack;

creating raw computer event storage areas based upon information received from a raw computer event classification database;

storing each event in an event storage area based upon an event type parameter;

comparing each raw computer event to data contained in a context database with the fusion engine to determine

if the two or more raw computer events are part of a larger computer attack;

adjusting a priority parameter or leaving the priority parameter in tack for each raw computer event in response to the comparison to the context database;

associating each raw computer event with one or more correlation events;

applying one or more rules corresponding with the event type parameters to each raw computer event based upon the correlation event associations; and

generating a mature correlation event message in response to each successful application of a rule.

15. The method of claim **14**, wherein the context database comprises any one of vulnerability values, computer event frequency values, source and destination zone values, and detector zone values.

16. The method of claim **14**, wherein the raw computer event classification database comprises tables that include information that categorizes raw computer events based on any one of the following: how an activity indicated by a raw computer event may impact one or more target computers, how many target computers may be affected by an activity indicated by a raw computer event, and how activities indicated by respective raw computer events gain access to one or more target computers.

17. A computer readable medium having computer-executable instructions for performing the steps recited in claim **14**.

18. A security management system comprising:

a plurality of data sources comprising intrusion detectors that assign a priority parameter to raw computer events:

an event collector linked to the plurality of data sources;

a fusion engine linked to the event collector, said fusion engine identifying relationships between two or more raw computer events generated by the data sources and adjusting each priority parameter if one or more conditions are met, the fusion engine using rules associated with event type parameters assigned to each raw computer event to determine if the two or more raw computer events are part of a larger computer attack, each raw computer event comprising one of suspicious computer activity and a computer attack; and

a console linked to the event collector for displaying any output generated by the fusion engine.

19. The security management system of claim **18**, wherein each intrusion detector runs in a kernel mode of a computer and the fusion engine runs in a user mode of the computer.

20. The security management system of claim **18**, wherein each intrusion detector comprises a chip, and the fusion engine comprises software running on a computer.

21. The security management system of claim **18**, wherein each intrusion detector comprises a board, and the fusion engine comprises software running on a computer.

22. A fusion engine comprising:

a controller;

an event reader for receiving raw computer events from intrusion detectors that assign a priority parameter to each raw computer event, each raw computer event comprising one of suspicious computer activity and a computer attack;

a classifier linked to the event reader for classifying the received raw computer events;

a raw computer event classification database linked to the classifier;

a context based risk-adjustment processor linked to the classifier, for adjusting the priority parameters of raw computer events;

a context database linked to the context based risk-adjustment processor for providing context parameters that are assigned to raw computer events and that are used by the context based risk-adjustment processor; and

a rule database that comprises rules for identifying if one or more relationships exist between two or more events by determining if the two or more raw computer events are part of a larger computer attack.

23. The fusion engine of claim **22**, further comprising an event reporter, a mature event list, a memory management list, and a raw computer event tracking index.

24. The fusion engine of claim **22**, wherein the context database comprises any one of vulnerability values, computer event frequency values, source and destination zone values, and detector zone values.

25. The fusion engine of claim **22**, wherein the raw computer event classification database comprises tables that include information that categorizes raw computer events based on any one of the following: how an activity indicated by a raw computer event may impact one or more target computers, how many target computers may be affected by an activity indicated by a raw computer event, and how activities indicated by respective raw computer events gain access to one or more target computers.

26. A method for managing security information comprising the steps of:

receiving with a fusion engine a raw computer event having a first ranking from one or more data sources comprising intrusion detectors, each raw computer event comprising one of suspicious computer activity and a computer attack;

classifying the raw computer event with the fusion engine by assigning each raw computer event an event type parameter;

storing the raw computer event;

assigning a second ranking to the raw computer event with the fusion engine, the second ranking assesses risks of the raw computer event based upon a context of the raw computer event;

determining if the first ranking each row computer event should be adjusted based on its second ranking; and

identifying one or more relationships between two or more raw computer events by using rules associated with event type parameters to determine if the raw computer event is part of a larger computer attack.

27. The method of claim **26**, wherein the first ranking comprises one or more relative values measuring potential risk or damage that is associated with the raw computer event.

28. The method of claim **26**, wherein the step of assigning a second ranking to each raw computer event further comprises the steps of:

comparing parameters of each raw computer event with information in a database; and

assigning additional parameters to each raw computer event relating to the environment of the raw computer event.

29. The method of claim **28**, wherein the additional parameters comprise at least one of a priority status, a vulnerability status, a historical frequency value, a source zone value, a destination zone value, a detector zone value, and a text string.

30. The method of claim **24**, wherein the first ranking comprises a priority status parameter, and the step of determining if the first ranking of each raw computer event should be adjusted based on its second ranking further comprises:

comparing the second ranking of each raw computer event to information contained in a context database;

changing the priority status parameter of a respective raw computer event if a match occurs in response to the comparison step; and

leaving the priority status in tact if a match does not occur in response to the comparison step.

31. A computer readable medium having computer-executable instructions for performing the steps recited in claim **26**.

32. A method for managing security information comprising the steps of:

receiving raw computer events with a fusion engine from one or more data sources comprising intrusion detectors that assign a priority status to each raw computer event, each raw computer event comprising one of suspicious computer activity and a computer attack;

classifying the raw computer events with the fusion engine by assigning each raw computer event an event type parameter;

assigning context parameters to each raw computer event based on the comparison of a respective computer event and its type parameter with computer environment information;

determining if a priority status of each raw computer event should be adjusted based on its context parameters;

grouping two or more raw computer events into a high level correlation event with the fusion engine if the two or more raw computer events are part of a larger computer attack;

in response to grouping the two or more raw computer events, applying one or more rules to the raw computer events; generating a mature correlation event message if application of a rule is successful; and

displaying one or more mature correlation event messages on a console that describe relationships between raw computer events.

33. The method of claim **32**, wherein the step of receiving raw computer events from one or more data sources further comprises the step of receiving real-time raw computer events from one of intrusion detection system, a detector within an intrusion detection system, and a firewall.

34. The method of claim **32**, wherein the step of receiving raw computer events from one or more data sources further comprises the step of receiving raw computer events from one of a file and database.

35. The method of claim **32**, wherein the step of classifying comprises the step of categorizing a raw computer event based on any one of the following: how a raw computer event may impact one or more target computers, how many target computers that may be affected by a raw computer event, and how respective raw computer events gain access to one or more target computers.

36. The method of claim **32**, wherein the step of grouping two or more raw computer events further comprises the step of determining a time at which a respective raw computer event occurred relative to another raw computer event.

37. A computer readable medium having computer-executable instructions for performing the steps recited in claim **32**.

* * * * *

UNITED STATES PATENT AND TRADEMARK OFFICE

CERTIFICATE OF CORRECTION

PATENT NO. : 7,089,428 B2
APPLICATION NO. : 09/844447
DATED : August 8, 2006
INVENTOR(S) : Timothy P. Farley et al.

It is certified that error appears in the above-identified patent and that said Letters Patent is hereby corrected as shown below:

Claim 1, column 35, line 13, "more raw computer events with the fusion engine to" should read -- more raw computer events by using rules associated with the event type parameters and that are executed with the fusion engine to --

Claim 26, column 38, line 40, "determining if the first ranking each row" should read -- determining if the first ranking of each raw--

Signed and Sealed this

Nineteenth Day of December, 2006



JON W. DUDAS
Director of the United States Patent and Trademark Office