The Wayback Machine - https://web.archive.org/web/20140208144252/http://hipdysplasia.o 0 :l :n

International Hip Dysplasia Institute

A A A

Print

*Learn More*About Us
Wyatt Whitney's Story
Mission & Objectives
Medical Advisory Board
International Advisory Board
News
Sponsored Research and Clinical Trials
Sponsors
Contact Us
IHDI Physicians
*Infant and Child*Hip Dysplasia
Causes of DDH
Prevention
Infant Signs and Symptoms
Infant Diagnosis
Planning Treatment for Children
Child Treatment Methods
Tips for Parents
Other Resources for Parents
FAQ Child Hip Dysplasia
Adult Hip Dysplasia
Adult Signs and Symptoms
Adult Diagnosis
Adult Treatments
Related Adult Hip Disorders
Hip Dysplasia and Every Day Life
Questions for Your Doctor
Other Resources
FAQ Adult Hip Dysplasia
*Read Actual*Patient Stories
Infant & Child
Teenage & Young Adult
Adult
Resources for Physicians
Pediatricians and Primary Care Providers
Orthopedic Surgeons
Online Textbook of Hip Dysplasia
Case Studies
Current Literature Review
Bibliography with Commentary
Additional Resources

Search by keyword Search

Baby Carriers, Seats, & Other Equipment

Home \ Developmental Dysplasia of the Hip \ Preventing Hip Dysplasia \ Baby Carriers, Seats, & Other Equipment

IHDI Educational Statement

Hip Health in baby carriers, car seats, swings, walkers, and other equipment

Summary Statement: The Medical Advisory Board of the IHDI does not endorse nor advise against any particular baby carrier or other equipment. The purpose of this educational statement is to provide information about healthy hip development to guide manufacturers in the development of safe designs of infant equipment, and to help

parents make informed choices about the devices they use for their babies. Parents and caregivers are encouraged to choose a baby carrier that allows healthy hip positioning, in addition to other safety considerations. When babies are carried, the hips should be allowed to spread apart with the thighs supported and the hips bent.

Education Statement: The IHDI recommends healthy hip positioning for all babies to encourage normal hip development. Within the womb, a baby spends a long time tucked in the fetal position, in which both hips and knees are bent or flexed.

After birth, it takes several months for the joints to stretch out naturally. Babies that have been in the breech (bottom first) position may need even more time to stretch out naturally. The hip joint is a ball and socket joint. During the first few months of life the ball is more likely to be loose within the socket because babies are naturally flexible and because the edges of the socket are made of soft cartilage like the cartilage in the ear. If the hips are forced into a stretched-out position too early, the ball is at risk of permanently deforming the edges of the cup shaped socket (hip dysplasia) or gradually slipping out of the socket altogether (hip dislocation). Hip dysplasia or dislocation in babies is not painful so this may go undetected until walking age and may also result in painful arthritis during adulthood. The risk of hip dysplasia or dislocation is greatest in the first few months of life. By six months of age, most babies have nearly doubled in size, the hips are more developed and the ligaments are stronger, so are less susceptible to developing hip dysplasia.

Baby in normal (fetal) womb position.

The most unhealthy position for the hips during infancy is when the legs are held in extension with the hips and knees straight and the legs brought together, which is the opposite of the fetal position. The risk to the hips is greater when this unhealthy position is maintained for a long time. Healthy hip positioning avoids positions that may cause or contribute to development of hip dysplasia or dislocation. The healthiest position for the hips is for the hips to fall or spread (naturally) apart to the side, with the thighs supported and the hips and knees bent. This position has been called the jockey position, straddle position, frog position, spread-squat position or human position. Free movement of the hips without forcing them together promotes natural hip development.

SEE: Hip Healthy Swaddling

Some types of baby carriers and other equipment may interfere with healthy hip positioning. Such devices include but are not limited to baby carriers, slings, wraps, pouches, car seats, exercisers, rockers, jumpers, swings, bouncers and walkers, and molded seating items. These devices could inadvertently place hips in an unhealthy position, especially when used for extended periods of time. Any device that restrains a baby's legs in an unhealthy position should be considered a potential risk for abnormal hip development. It is also important to assess the size of the baby and match the device and carrier to the size of the child so that the hips can be in a healthy position during transport. Parents are advised to research the general safety and risks of any device they wish to use. When in doubt, we recommend involving your primary health-care provider in any further decision-making that may be medically relevant.

These series of drawings demonstrate typical devices that allow healthier hip positioning in comparison to those which do not.

Car Seat Positioning

BABYBJORN AB EXHIBIT 1012, PAGE 2

Not Recommended:

Tight car seats prevent legs from spreading apart.

Better:

Wider car seats provide room for legs to be apart, putting the hips in a better position.

Baby Harnesses

Not Recommended:

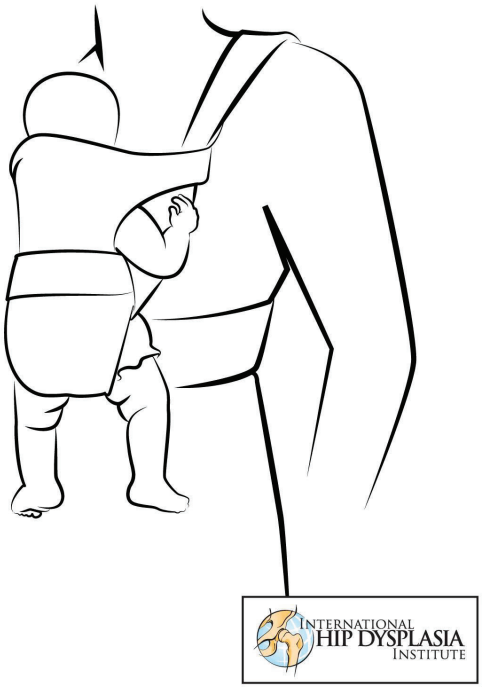

Better:

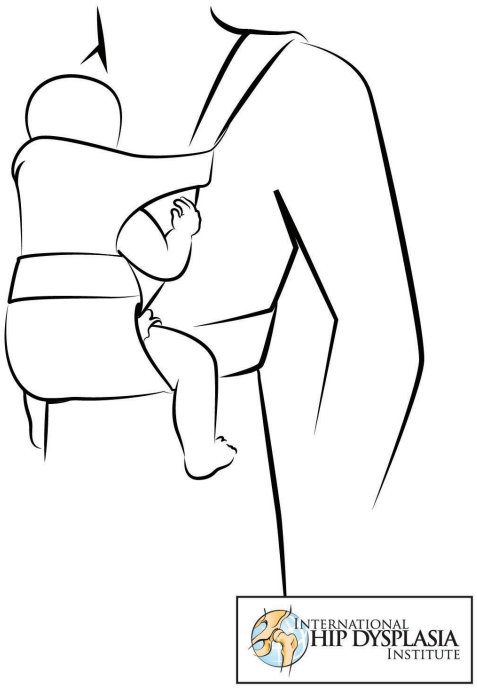

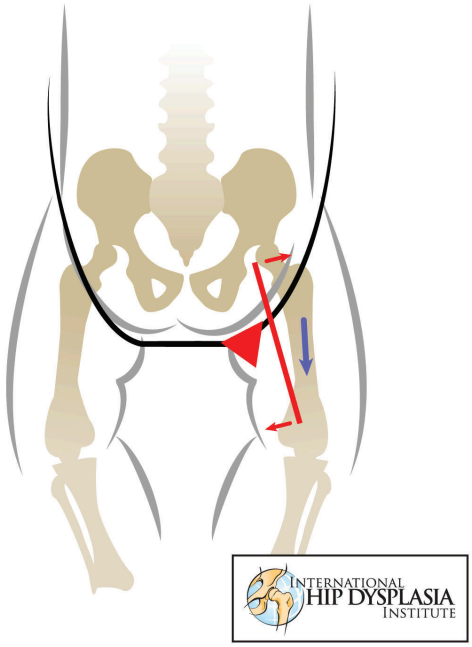

Thigh NOT supported to the knee joint. The resulting forces on the hip joint may contribute to hip dysplasia.

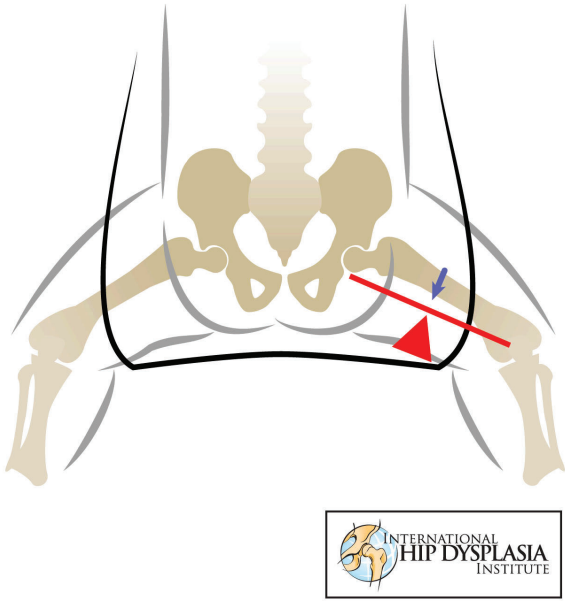

Thigh is supported to the knee joint. The forces on the hip joint are minimal because the legs are spread, supported, and the hip is in a more stable position.

Baby Slings

Not Recommended:

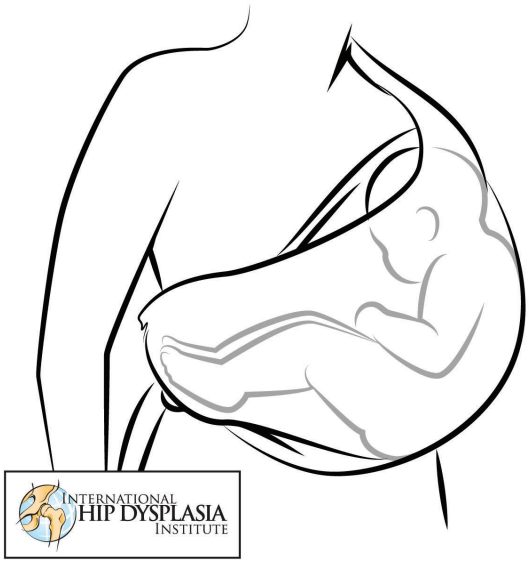

Baby carriers that force the baby's legs to stay together may contribute to hip dysplasia.

Better:

Baby carriers should support the thigh and allow the legs to spread to keep the hip in a stable position.

Back to Prevention of Hip Dysplaisa

•

Social Media Links

•

Translate Link

Para ver en Español Click Aquí

•

SubNav Menu

Make a Donation Get Involved Contact Us Hip-Healthy Swaddling

Learn More:

Causes of DDH
Prevention
Baby Carriers, Seats, & Other Equipment
Hip-Healthy Swaddling
Infant Signs and Symptoms
Asymmetry
Hip Click
Infant Diagnosis
X-Ray Screening
Ultrasound
Planning Treatment for Children
Child Treatment Methods
Pavlik Harness
Hip Abduction Brace
Traction
Hip Spica Cast
Closed Reduction
Open Reduction
Osteotomy
Problems After Treatment
Avascular Necrosis
Tips for Parents
Questions for Your Doctor
Pavlik Harness Tips
Braces
Spica Cast Tips
Spica Cast Diapering
Spica Cast Maintenance
Surgery Tips
Coping and Feelings
School Concerns
Social Situations and Childcare
Keeping Track of Healthcare
Insurance
Other Resources for Parents
FAQ Child Hip Dysplasia

•

Hippo CTA

•

Child CTA

•

Wrist Bands Block

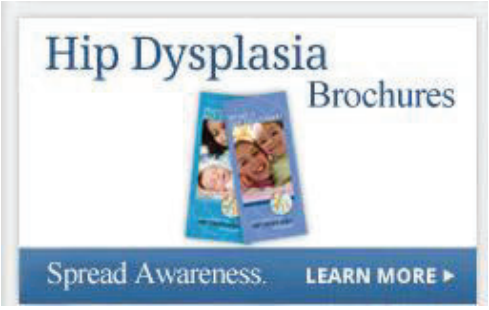

•

Adult CTA

•

Latest News

Latest News

view all

Advocates Join Together to Reach Major Network TV ...

Jan **29**

Hip dysplasia advocates have joined together to reach popular TV shows...

13-year-old Cassie Recovers from Periacetabular Os...

Jan **28**

No parent wants to see their child go through surgery, especially one ...

When is total hip replacement necessary for hip dy...

Dec **30**

Sometimes, total hip replacement is the best answer for hip dysplasia....

•

Latest Stories

Latest Stories

view all

Linda Bleck

Jan **21**

My story brings me to writing this post. It is imperative that awarene...

Rita's Story

Sep **30**

I've always been very flexible. didn't realize i was 'hyper-flexible' ...

Ina's Story

Sep **20**

Hi, My name is Ina. I'm 44 years old and was diagnosed with left hip C...

Larry the Cable Guy's Git-R-Done Foundation Arnold Palmer Medical Center Telefonica Fundacion Telefonica

Copyright © 2012, International Hip Dysplasia Institute. All rights reserved.

Home
Privacy Policy
Terms of Use
Contact
Sitemap

The content is this website not intended to be a substitute for professional medical advice, diagnosis, or treatment.