US007669213B1

(12) **United States Patent**
Wick et al.

(10) **Patent No.: US 7,669,213 B1**
(45) **Date of Patent: Feb. 23, 2010**

(54) **DYNAMIC IDENTIFICATION OF OTHER VIEWERS OF A TELEVISION PROGRAM TO AN ONLINE VIEWER**

(75) Inventors: **Christina Ann Wick**, McLean, VA (US); **Andrew Lee Wick**, McLean, VA (US)

(73) Assignee: **AOL LLC**, Dulles, VA (US)

(*) Notice: Subject to any disclaimer, the term of this patent is extended or adjusted under 35 U.S.C. 154(b) by 723 days.

(21) Appl. No.: **10/974,969**

(22) Filed: **Oct. 28, 2004**

(51) **Int. Cl.**
G06F 3/00 (2006.01)
G06F 13/00 (2006.01)
H04N 5/445 (2006.01)

(52) **U.S. Cl.** **725/37**; 725/38

(58) **Field of Classification Search** 725/37, 725/38; 715/733, 751; 709/204, 206, 231
See application file for complete search history.

(56) **References Cited**

U.S. PATENT DOCUMENTS

5,572,643 A 11/1996 Judson
5,737,726 A 4/1998 Cameron et al.
5,819,084 A 10/1998 Shapiro et al.
5,864,874 A 1/1999 Shapiro
5,870,744 A 2/1999 Sprague
5,960,173 A 9/1999 Tang et al.
6,006,331 A 12/1999 Chu et al.
6,081,830 A * 6/2000 Schindler 709/204
6,148,328 A 11/2000 Cuomo et al.
6,212,548 B1 4/2001 DeSimone et al.
6,243,714 B1 6/2001 Shapiro et al.
6,301,609 B1 10/2001 Aravamudan
6,425,012 B1 * 7/2002 Trovato et al. 709/227
6,434,599 B1 8/2002 Porter
6,446,119 B1 9/2002 Olah et al.
6,480,885 B1 11/2002 Olivier
6,484,196 B1 11/2002 Maurille
6,487,583 B1 11/2002 Harvey et al.
6,519,629 B2 2/2003 Harvey et al.
6,539,421 B1 3/2003 Appelman et al.

(Continued)

FOREIGN PATENT DOCUMENTS

WO WO 01/40957 6/2001

OTHER PUBLICATIONS

U.S. Appl. No. 11/574,831, filed Mar. 7, 2007, International Application No. PCT PCT/US2004/029291, 44 pages.
International Application No. PCT/US2004/029291, filed Sep. 8, 2004, 47 pages.
International Search Report for International Application No. PCT/US05/45630, Dated Oct. 23, 2006, 5 pages.
Office Action mailed Jan. 8, 2008 for U.S. Appl. No. 10/415,211, filed Nov. 18, 2003, 20 pages.
Written Opinion for International Application No. PCT/US05/45630, Dated Oct. 23, 2006, 6 pages.
Haim Schneider, Lotus Developer Domain, "Adding a popup menu to your Sametime links", Jul. 1, 2003, 8 pages.

(Continued)

Primary Examiner—John W Miller
Assistant Examiner—John Schnurr
(74) *Attorney, Agent, or Firm*—Fish & Richardson P.C.

(57) **ABSTRACT**

Informing a viewer of a television program of the identity of other online identities that represent users concurrently viewing that same television program includes determining dynamically a first television program to which a television viewing device associated with a viewer is tuned and identifying one or more other viewers associated with television viewing devices that are presently tuned to the first television program. Trait information related to the viewer or to the other viewers is stored in a data store related to the first television program. A subset of the other viewers that have similar traits is determined based on the stored trait information. The viewer is graphically informed of the subset of other viewers.

45 Claims, 13 Drawing Sheets

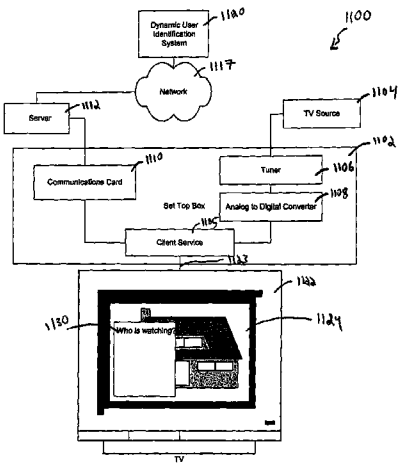

U.S. PATENT DOCUMENTS

6,549,937 B1 4/2003 Auerbach et al.
6,564,261 B1 5/2003 Gudjonsson et al.
6,677,968 B1 1/2004 Appelman
6,678,719 B1 1/2004 Stimmel
6,691,162 B1 2/2004 Wick
6,699,125 B2 3/2004 Kirmse et al.
6,750,881 B1 6/2004 Appelman
6,754,904 B1 * 6/2004 Cooper et al. 725/32
7,058,892 B1 6/2006 MacNaughton et al.
7,068,769 B1 6/2006 Weaver et al.
7,076,546 B1 * 7/2006 Bates et al. 709/224
7,080,139 B1 7/2006 Briggs et al.
7,092,952 B1 8/2006 Wilens
7,240,093 B1 7/2007 Danieli et al.
7,246,371 B2 7/2007 Diacakis et al.
7,269,627 B2 9/2007 Knauerhase
7,299,257 B2 11/2007 Boyer et al.
7,401,098 B2 * 7/2008 Baker 707/104.1
7,552,460 B2 * 6/2009 Goldman 725/44
2001/0013050 A1 8/2001 Shah
2001/0013069 A1 8/2001 Shah
2002/0021307 A1 2/2002 Glenn et al.
2002/0032729 A1 3/2002 Erickson et al.
2002/0049806 A1 4/2002 Gatz et al.
2002/0087630 A1 7/2002 Wu
2002/0091936 A1 7/2002 Tema
2002/0097856 A1 7/2002 Wullert
2002/0118809 A1 8/2002 Eisenberg
2002/0119789 A1 8/2002 Friedman
2002/0178072 A1 11/2002 Gusler et al.
2002/0188620 A1 12/2002 Doss et al.
2003/0023684 A1 1/2003 Brown et al.
2003/0051161 A1 3/2003 Smith et al.
2003/0055897 A1 3/2003 Brown et al.
2003/0065721 A1 4/2003 Roskind
2003/0078987 A1 4/2003 Serebrennikov et al.
2003/0079024 A1 4/2003 Hough et al.
2003/0105820 A1 6/2003 Haims et al.
2003/0106054 A1 6/2003 Billmaier et al.
2003/0126267 A1 7/2003 Gutta et al.
2003/0129969 A1 7/2003 Rucinski
2003/0130014 A1 7/2003 Rucinski
2003/0154398 A1 8/2003 Eaton et al.
2003/0156138 A1 8/2003 Vronay et al.
2003/0156707 A1 8/2003 Brown et al.
2003/0158855 A1 8/2003 Farnham et al.
2003/0158864 A1 8/2003 Samn
2003/0167310 A1 9/2003 Moody et al.
2003/0174164 A1 9/2003 Capps
2003/0177190 A1 9/2003 Moody et al.
2003/0185232 A1 10/2003 Moore et al.
2003/0191673 A1 10/2003 Cohen
2003/0191753 A1 10/2003 Hoch
2003/0197729 A1 10/2003 Denoue et al.
2003/0204741 A1 10/2003 Schoen et al.
2003/0206195 A1 11/2003 Matsa et al.
2003/0206619 A1 11/2003 Curbow et al.
2003/0208545 A1 11/2003 Eaton et al.
2003/0210265 A1 11/2003 Haimberg
2003/0225834 A1 12/2003 Lee et al.
2003/0225836 A1 12/2003 Lee et al.
2003/0225850 A1 12/2003 Teague
2003/0227487 A1 12/2003 Hugh
2003/0229717 A1 12/2003 Teague
2003/0233265 A1 12/2003 Lee et al.
2003/0233416 A1 12/2003 Beyda
2003/0233417 A1 12/2003 Beyda et al.
2003/0233650 A1 12/2003 Zaner et al.
2004/0001480 A1 1/2004 Tanigawa et al.
2004/0003041 A1 1/2004 Moore et al.
2004/0003046 A1 1/2004 Grabelsky et al.
2004/0017396 A1 1/2004 Werndorfer et al.
2004/0019637 A1 1/2004 Goodman et al.
2004/0019671 A1 1/2004 Metz
2004/0024478 A1 2/2004 Hans et al.
2004/0024822 A1 2/2004 Werndorfer et al.
2004/0029567 A1 2/2004 Timmins et al.
2004/0030750 A1 2/2004 Moore et al.
2004/0031058 A1 * 2/2004 Reisman 725/112
2004/0044723 A1 3/2004 Bell et al.
2004/0054729 A1 3/2004 Fukuizumi et al.
2004/0056901 A1 3/2004 March et al.
2004/0098491 A1 5/2004 Costa-Requena et al.
2004/0103156 A1 5/2004 Quillen et al.
2004/0117831 A1 * 6/2004 Ellis et al. 725/53
2004/0153506 A1 8/2004 Ito et al.
2004/0186887 A1 9/2004 Galli et al.
2004/0193684 A1 9/2004 Ben-Yoseph
2004/0196315 A1 10/2004 Swearingen et al.
2004/0199582 A1 10/2004 Kucharewski et al.
2004/0231003 A1 11/2004 Cooper et al.
2005/0004984 A1 1/2005 Simpson
2005/0004995 A1 * 1/2005 Stochosky 709/219
2005/0021854 A1 1/2005 Bjorkner
2005/0066362 A1 * 3/2005 Rambo 725/43
2005/0091314 A1 4/2005 Blagsvedt et al.
2005/0096084 A1 5/2005 Pohja et al.
2005/0108329 A1 5/2005 Weaver et al.
2005/0114783 A1 5/2005 Szeto
2005/0149606 A1 7/2005 Lyle et al.
2005/0171955 A1 8/2005 Hull et al.
2005/0172001 A1 8/2005 Zaner et al.
2005/0289469 A1 12/2005 Chandler et al.
2006/0009243 A1 1/2006 Dahan et al.
2006/0031080 A1 2/2006 Mallya et al.
2006/0136584 A1 6/2006 Decker et al.

OTHER PUBLICATIONS

IBM Lotus Software, Sametime Everyplace FAQ Overview Information, http://www.lotus.com/products/wireless.nsf/allpublic.., (visited Jul. 28, 2003), 3 pages.
IBM Lotus Software, Sametime Everyplace Wireless Collaboration that's Fit for e-Business, http://www.lotus.com/products/wireless.nsf/allpublic.., (visited Jul. 28, 2003), 2 pages.
Kirk Scott, "Ubique's Virtual Places: Communication and interaction on the World Wide Web", http://www.w3.org/Collaboration/Workshop/Proceediings/P2.html, (visited Jul. 28, 2003), 1 page.
Tara Hall, Lotus Developer Domain, "Same Place, Sametime with Chris Price", http://www-10.lotus.com/ldd/today.nsf/DisplayForm/.., (visited Jul. 28, 2003), 8 pages.
Notification of Transmittal of the International Search Report or the Declaration dated Jun. 23, 2004 for International Application Serial No. PCT/US03/36795.
International Search Report mailed Dec. 27, 2005 for International Application No. PCT/USO4/29291, filed Sep. 8, 2004.
Written Opinion mailed Dec. 27, 2005 for International Application No. PCT/US04/29291, filed Sep. 8, 2004.
European Office Communication issued in Application No. EP 97946924.4-1238 mailed Apr. 5, 2007, 7 pages.
European Oral Proceedings issued in Application No. EP 97946924.4-1238 mailed Feb. 6, 2007, 9 pages.
European Oral Proceedings issued in Application No. EP 97946924.4-1238 mailed Oct. 7, 2007, 8 pages.
International Search Report issued in International Application No. PCT/US03/36795 mailed Jun. 23, 2004, 9 pages.
Office Action issued in U.S. Appl. No. 10/974,969 mailed Mar. 6, 2009, 16 pages.

* cited by examiner

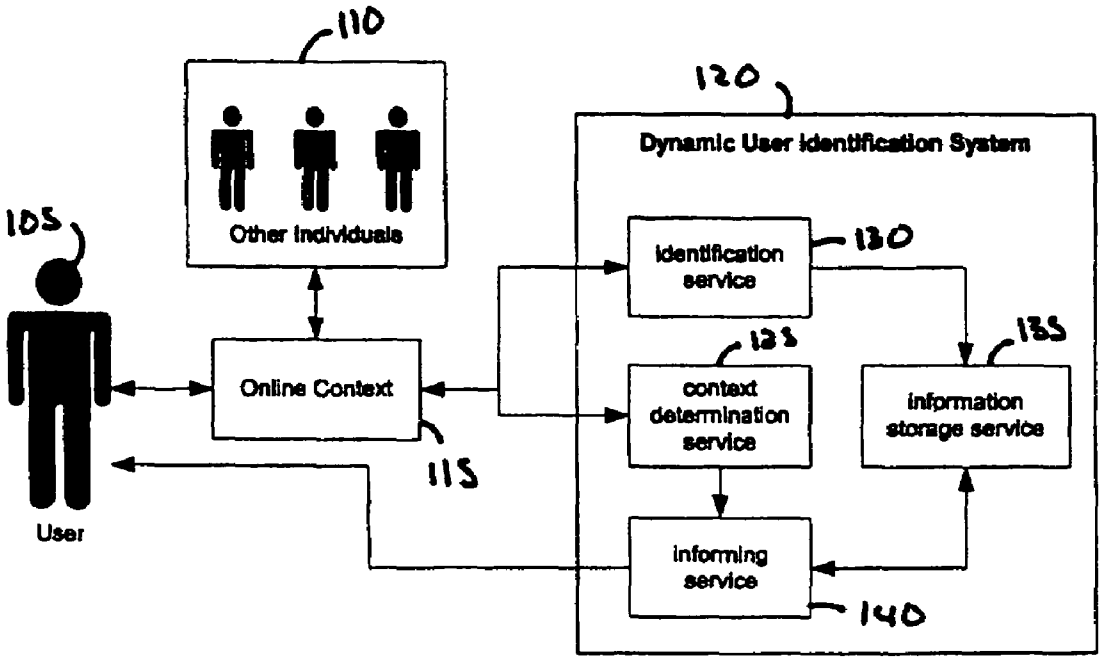
110
Other individuals
120
Dynamic User Identification System
105
User
Online Context
115
identification service
130
125
context determination service
135
information storage service
informing service
140

FIG. 1

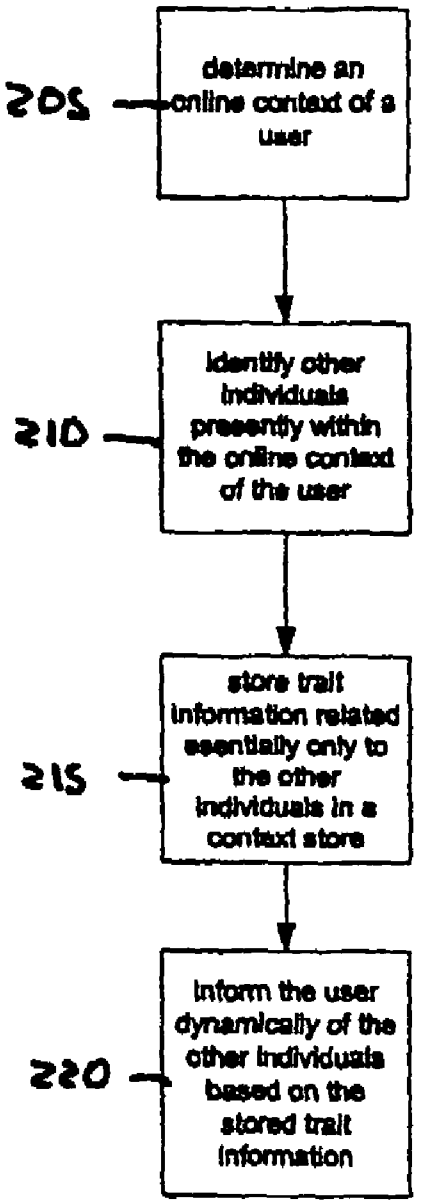
205
determine an online context of a user
210
identify other individuals presently within the online context of the user
215
store trait information related essentially only to the other individuals in a context store
220
inform the user dynamically of the other individuals based on the stored trait information

FIG. 2

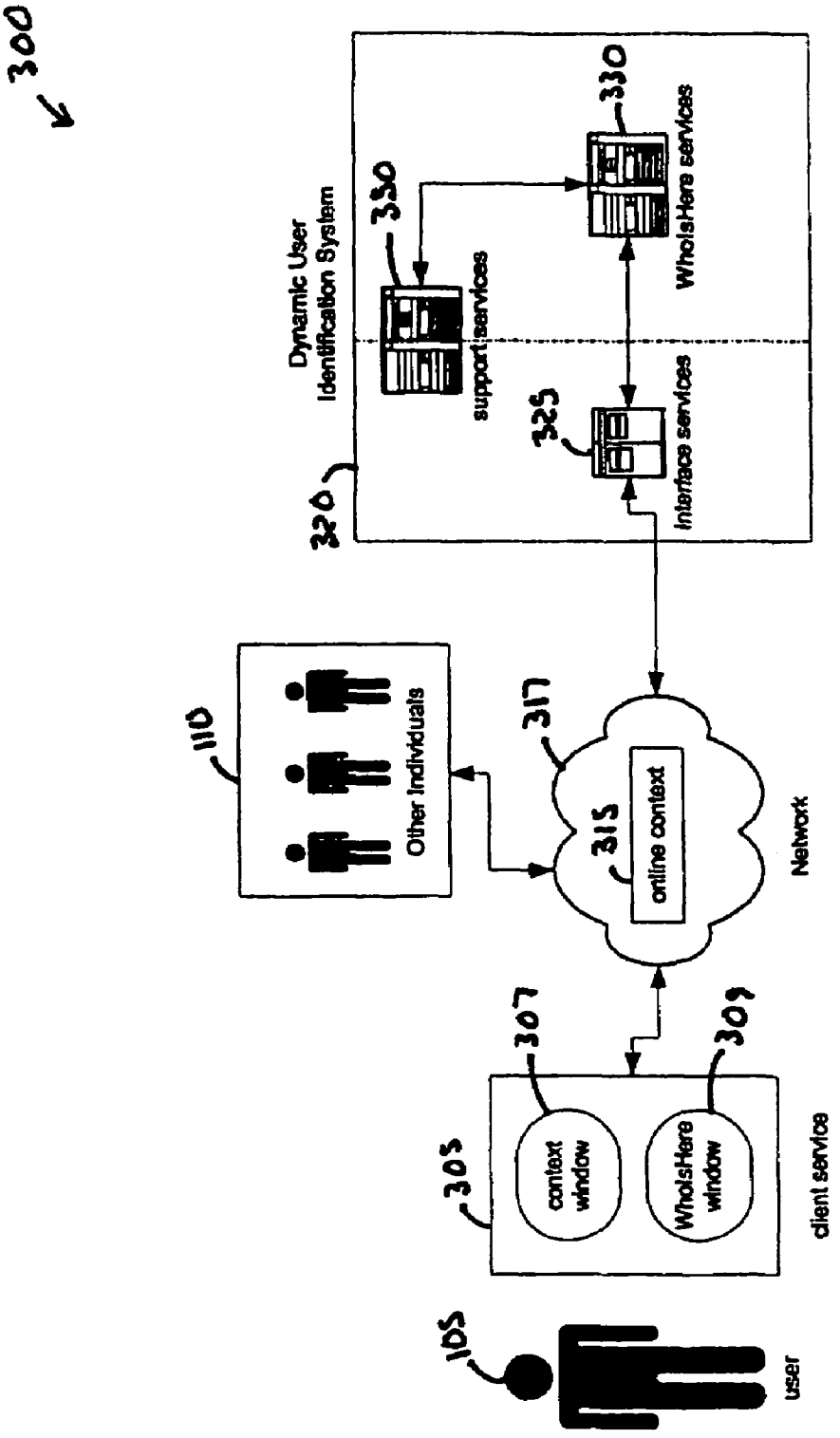
300
Dynamic User Identification System
320
350
support services
330
WholsHere services
325
Interface services
110
Other Individuals
317
315
online context
Network
307
context window
309
WholsHere window
305
client service
105
user

FIG. 3

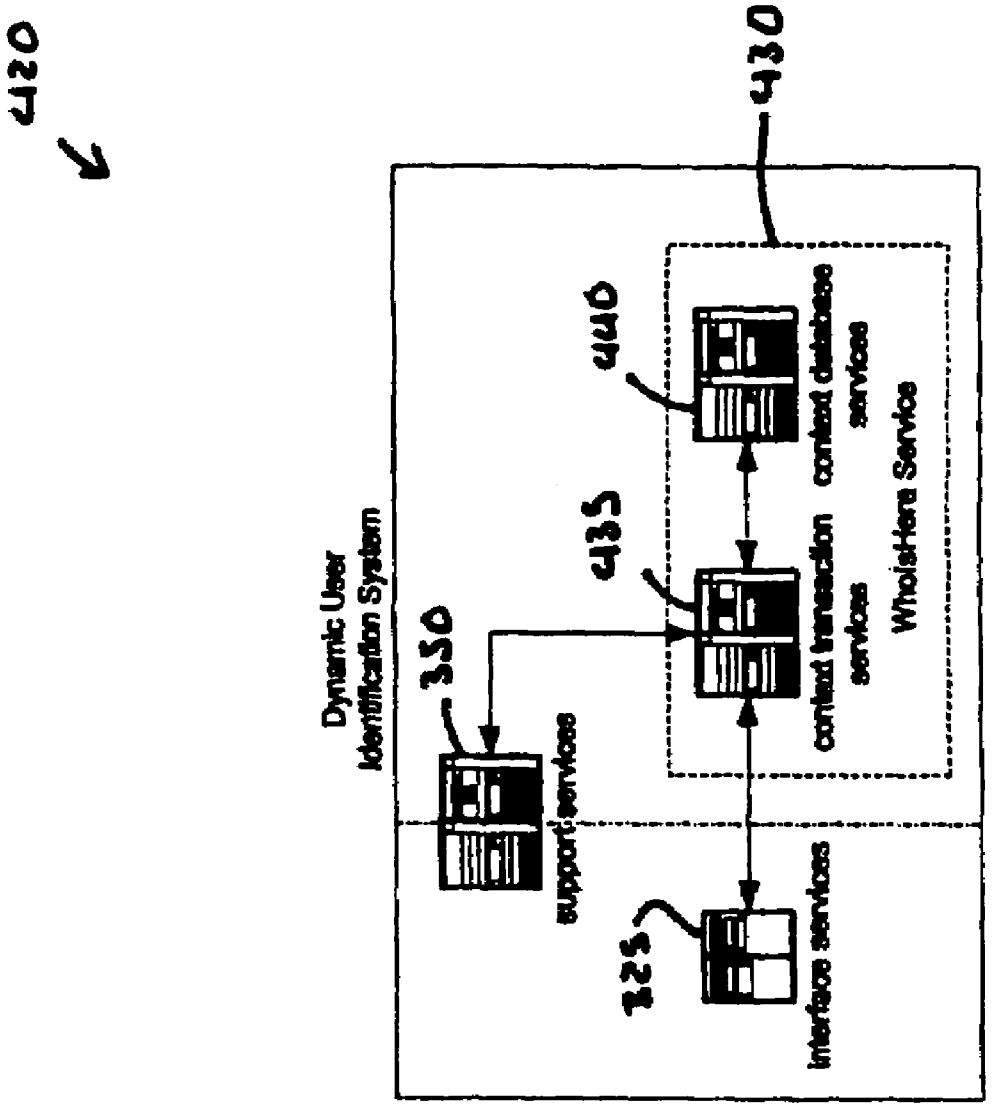
420
Dynamic User Identification System
350
support services
325
interface services
435
context transaction services
440
context database services
430
WhoisHere Service

FIG. 4

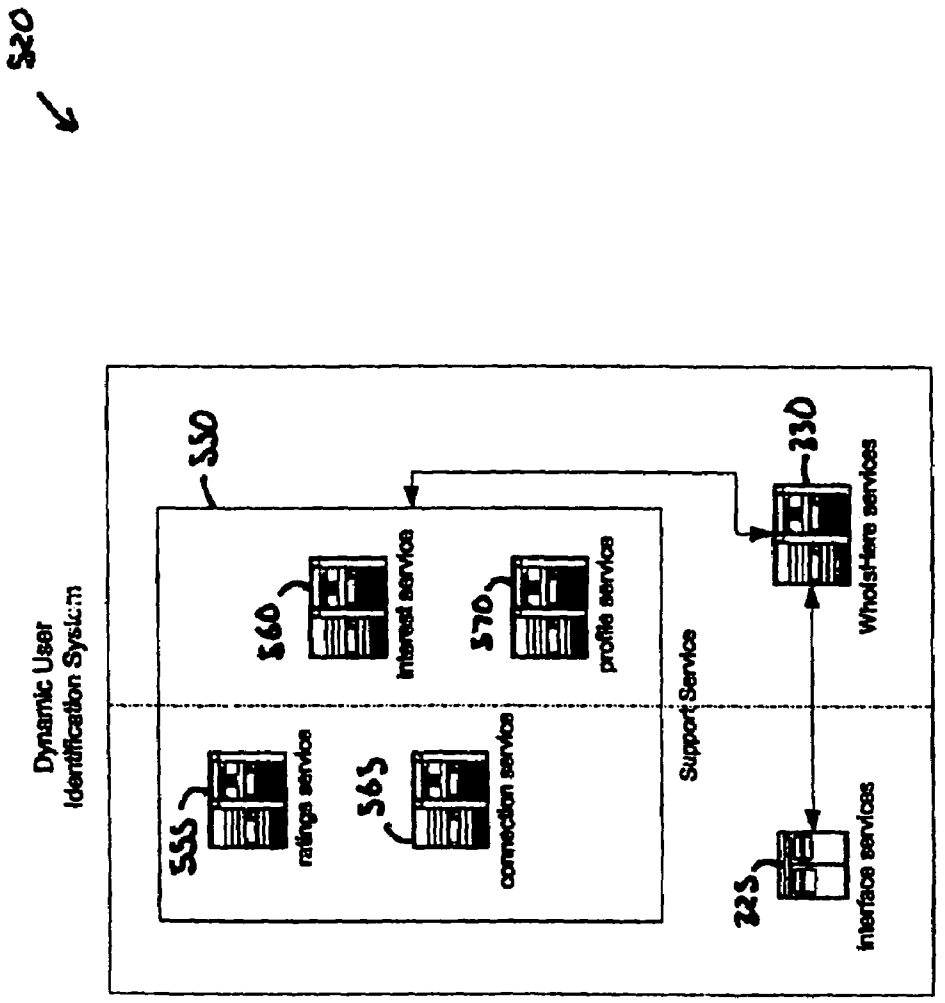
520
Dynamic User Identification System
550
555
ratings service
560
interest service
565
connection service
570
profile service
Support Service
225
interface services
230
WholsHere services

FIG. 5

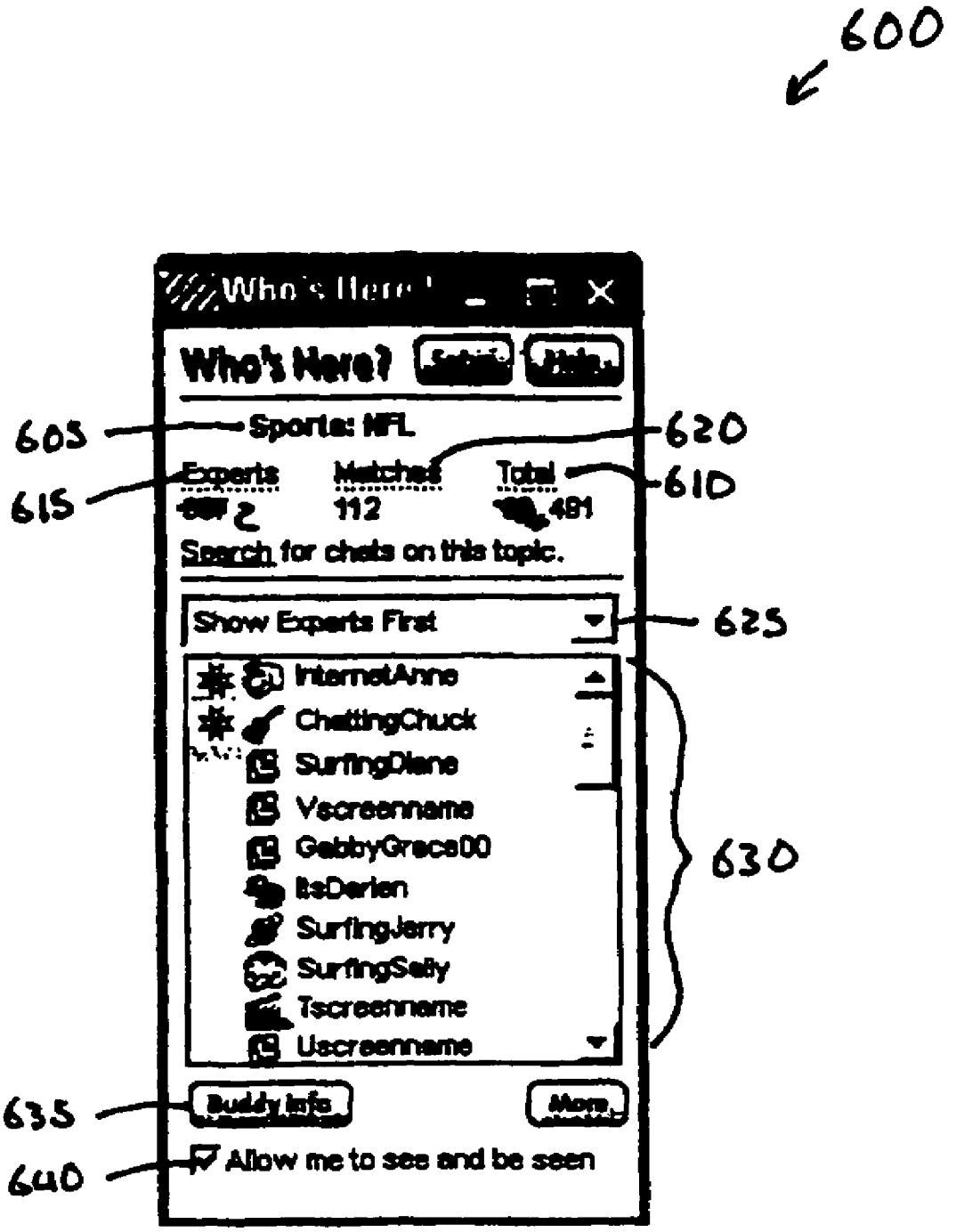
600
Who's Here?
Who's Here?
605
Sports: NFL
620
615
Experts
Matches
Total
610
2
112
491
Search for chats on this topic.
Show Experts First
625
InternetAnne
ChattingChuck
SurfingDiane
Vscreenname
GabbyGrace00
ItsDarien
SurfingJerry
SurfingSally
Tscreenname
Uscreenname
630
635
Buddy Info
More
640
Allow me to see and be seen

FIG. 6

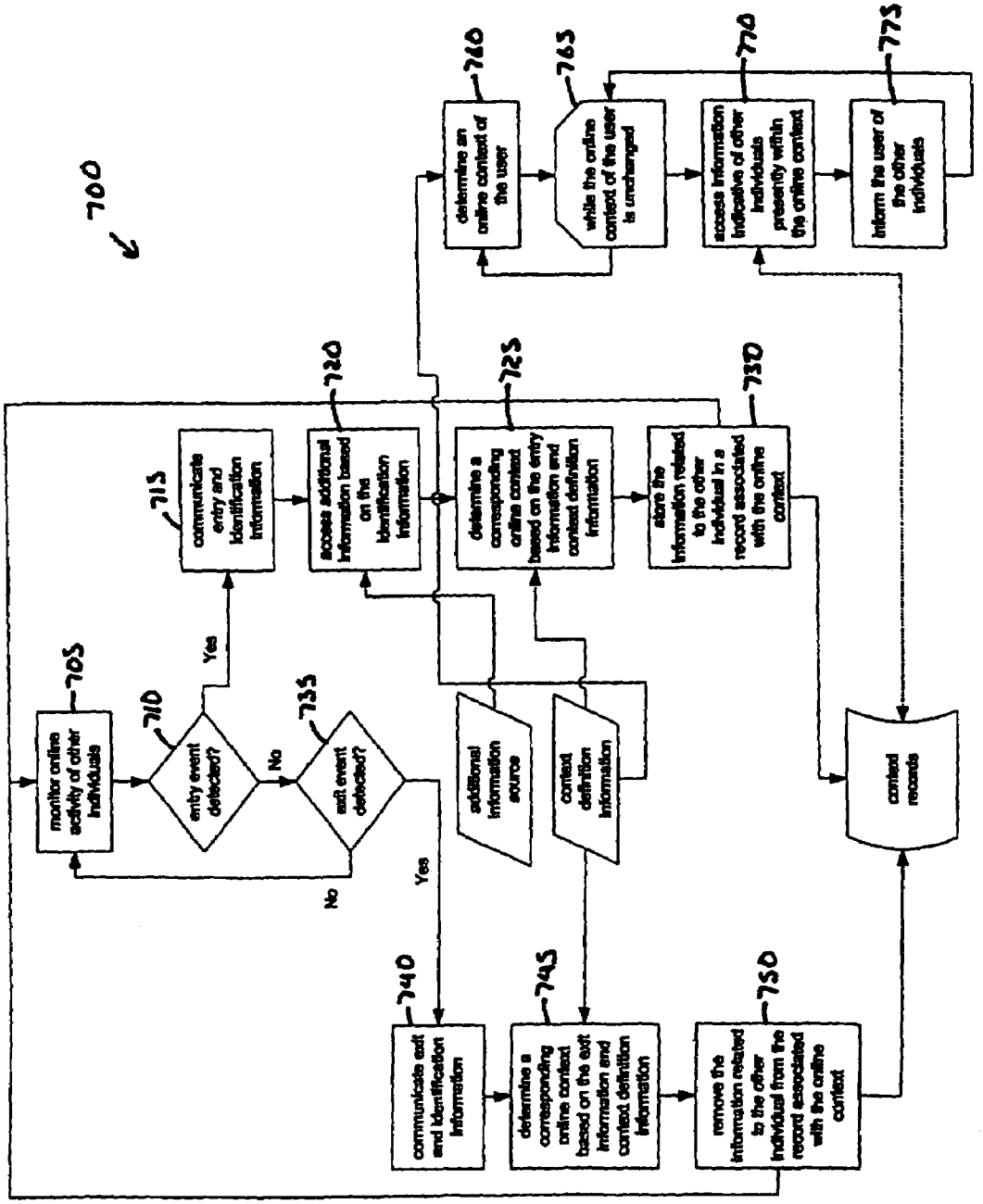
700
705
monitor online activity of other individuals
710
entry event detected?
Yes
No
715
communicate entry and identification information
720
access additional information based on the identification information
725
determine a corresponding online context based on the entry information and context definition information
730
store the information related to the other individual in a record associated with the online context
735
exit event detected?
Yes
No
740
communicate exit and identification information
745
determine a corresponding online context based on the exit information and context definition information
750
remove the information related to the other individual from the record associated with the online context
additional information source
context definition information
context records
760
determine an online context of the user
765
while the online context of the user is unchanged
770
access information indicative of other individuals presently within the online context
775
inform the user of the other individuals

FIG. 7

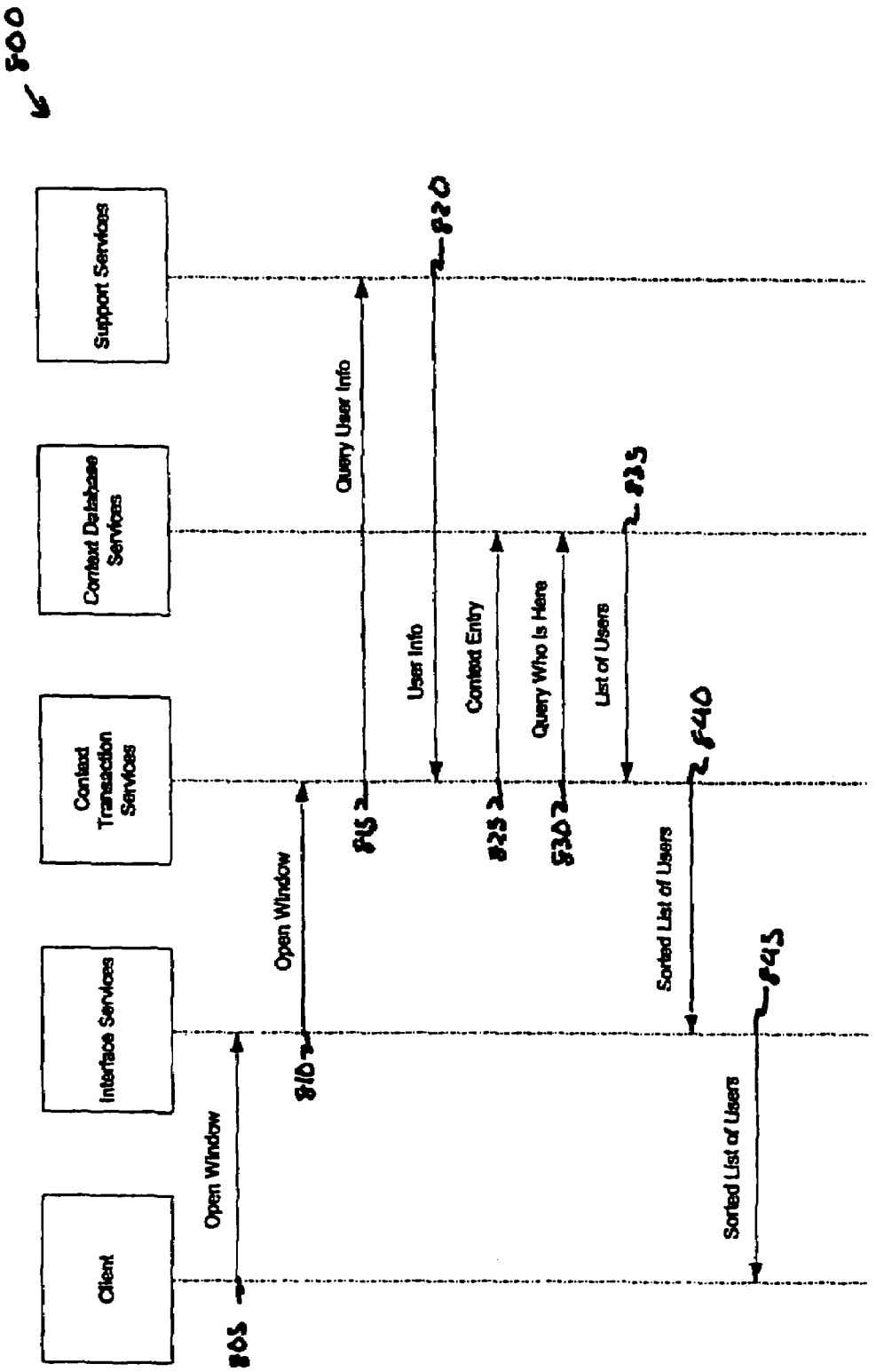
800
Client
Interface Services
Context Transaction Services
Context Database Services
Support Services
805
Open Window
810
Open Window
815
Query User Info
820
User Info
825
Context Entry
830
Query Who Is Here
835
List of Users
840
Sorted List of Users
845
Sorted List of Users

FIG. 8

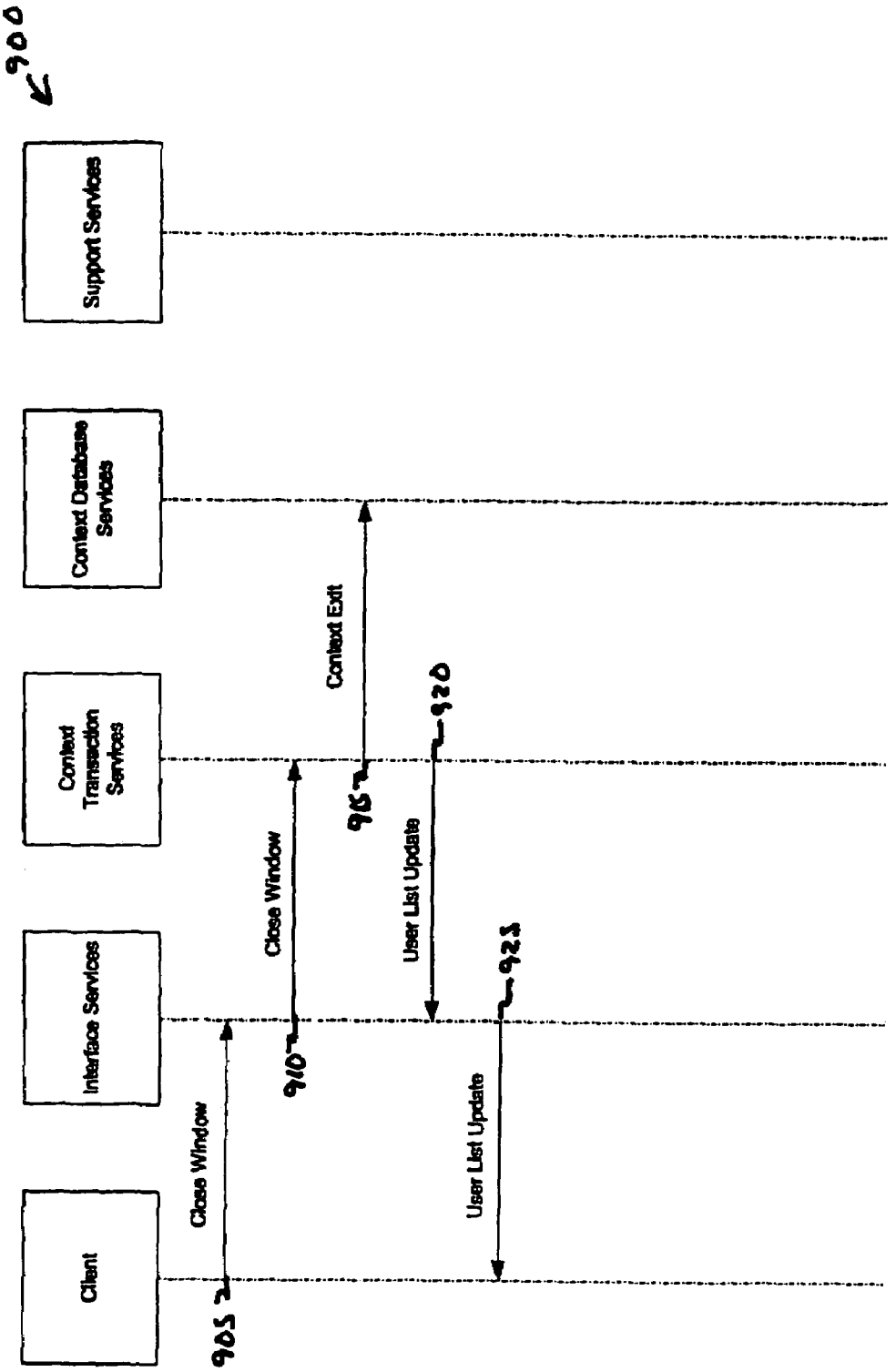
900
Support Services
Context Database Services
Context Transaction Services
Interface Services
Client
Context Exit
Close Window
Close Window
User List Update
User List Update
905
910
915
920
923

FIG. 9

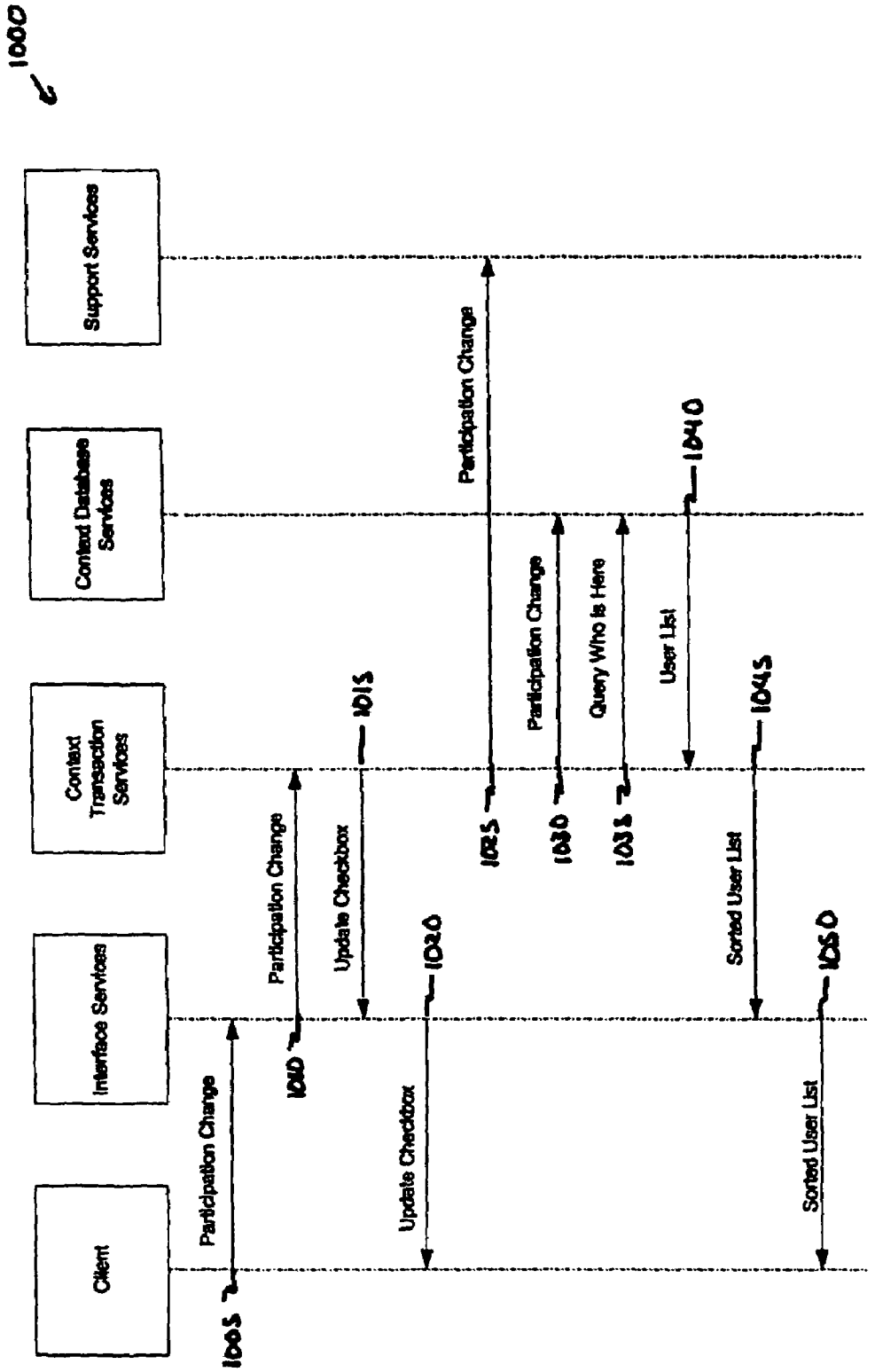
1000
Client
Interface Services
Context Transaction Services
Context Database Services
Support Services
Participation Change
Update Checkbox
Sorted User List
Query Who Is Here
User List
1005
1010
1015
1020
1025
1030
1035
1040
1045
1050

FIG. 10

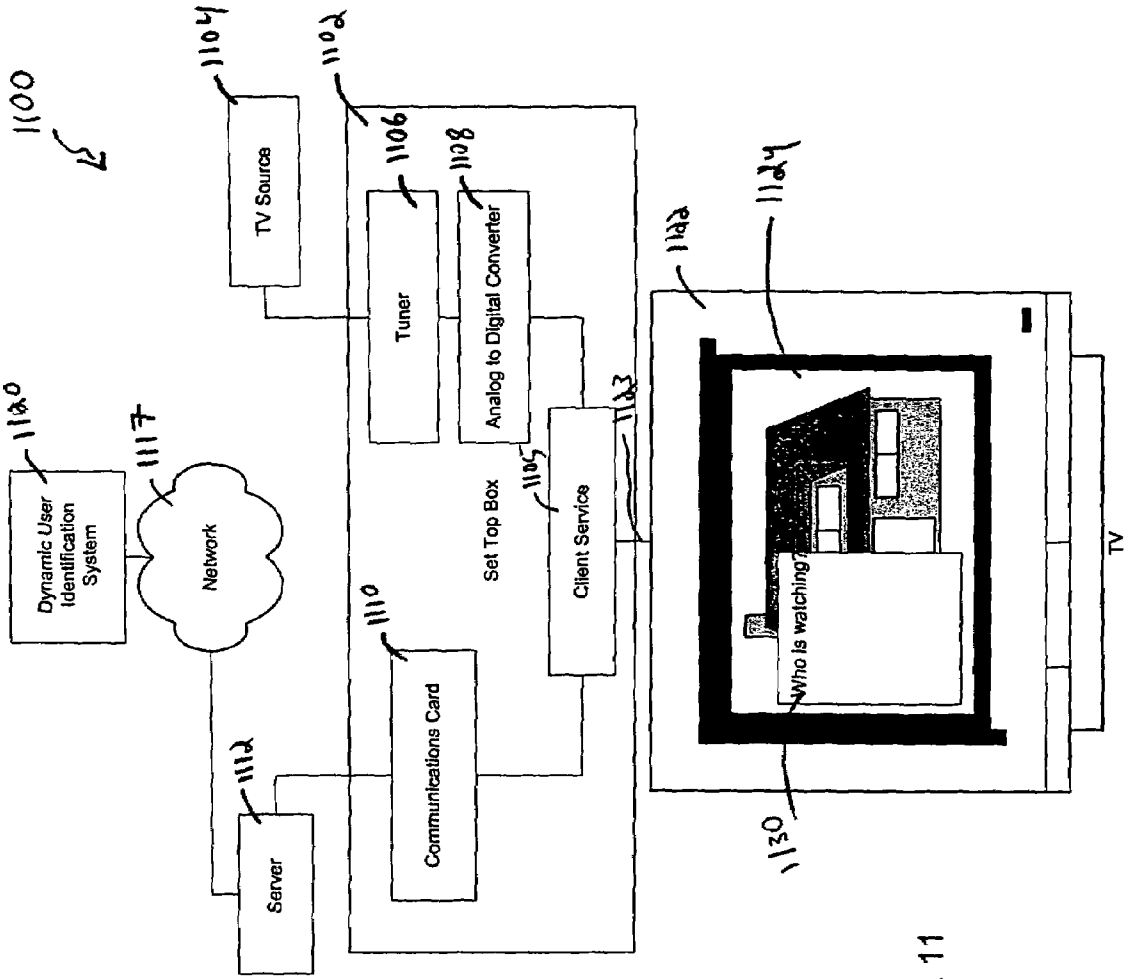
1100
1104
TV Source
1102
1106
Tuner
1108
Analog to Digital Converter
1120
Dynamic User Identification System
1117
Network
Set Top Box
1105
Client Service
1123
1110
Communications Card
1112
Server
1122
1124
Who is watching?
1130
TV

FIG. 11

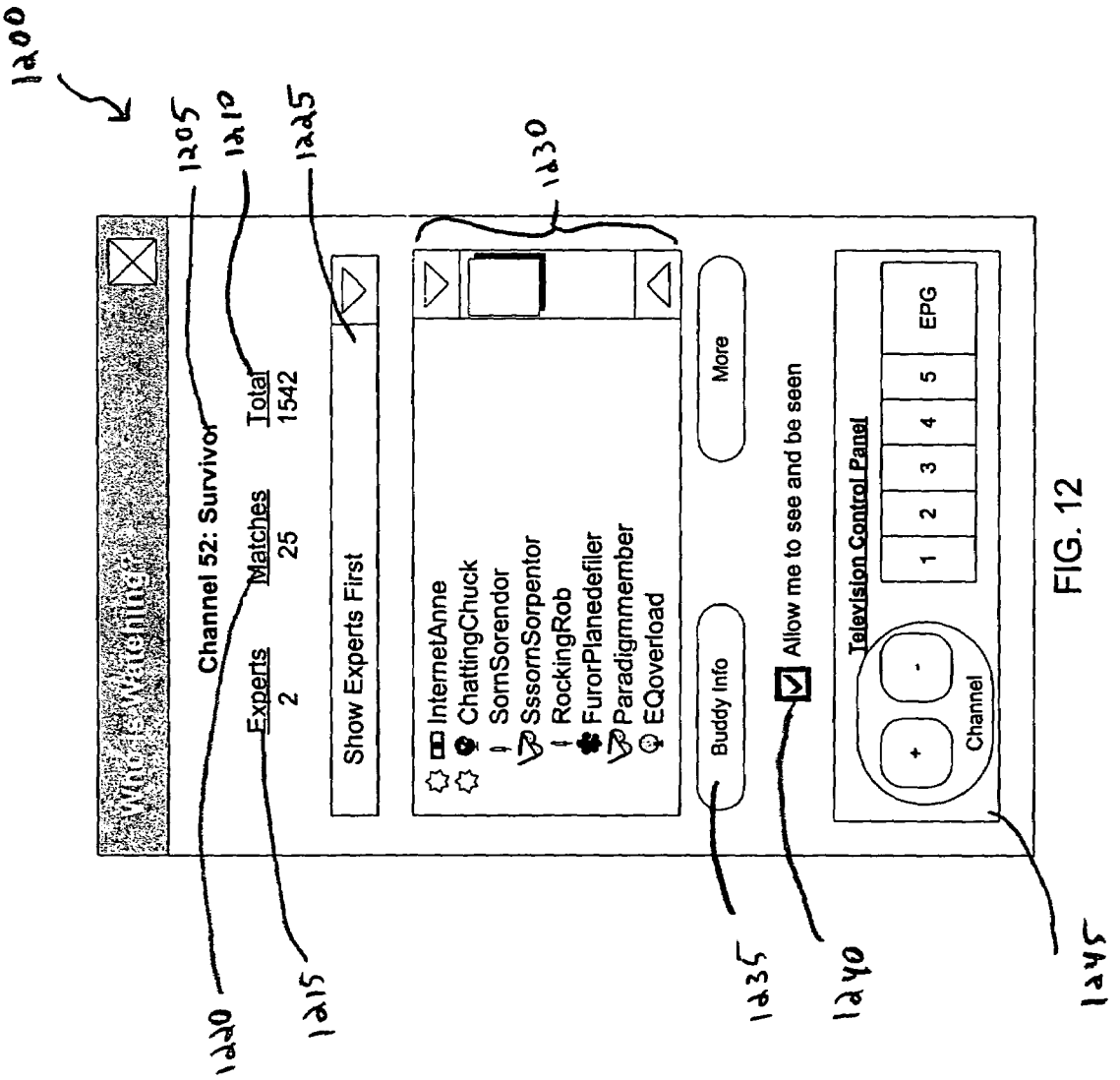
1200
1205
1210
1215
1220
1225
1230
1235
1240
1245
Channel 52: Survivor
Experts
2
Matches
25
Total
1542
Show Experts First
InternetAnne
ChattingChuck
SornSorendor
SssornSorpentor
RockingRob
FurorPlanedefiler
Paradigmmember
EQoverload
More
Buddy Info
Allow me to see and be seen
Television Control Panel
1
2
3
4
5
EPG
+
-
Channel

FIG. 12

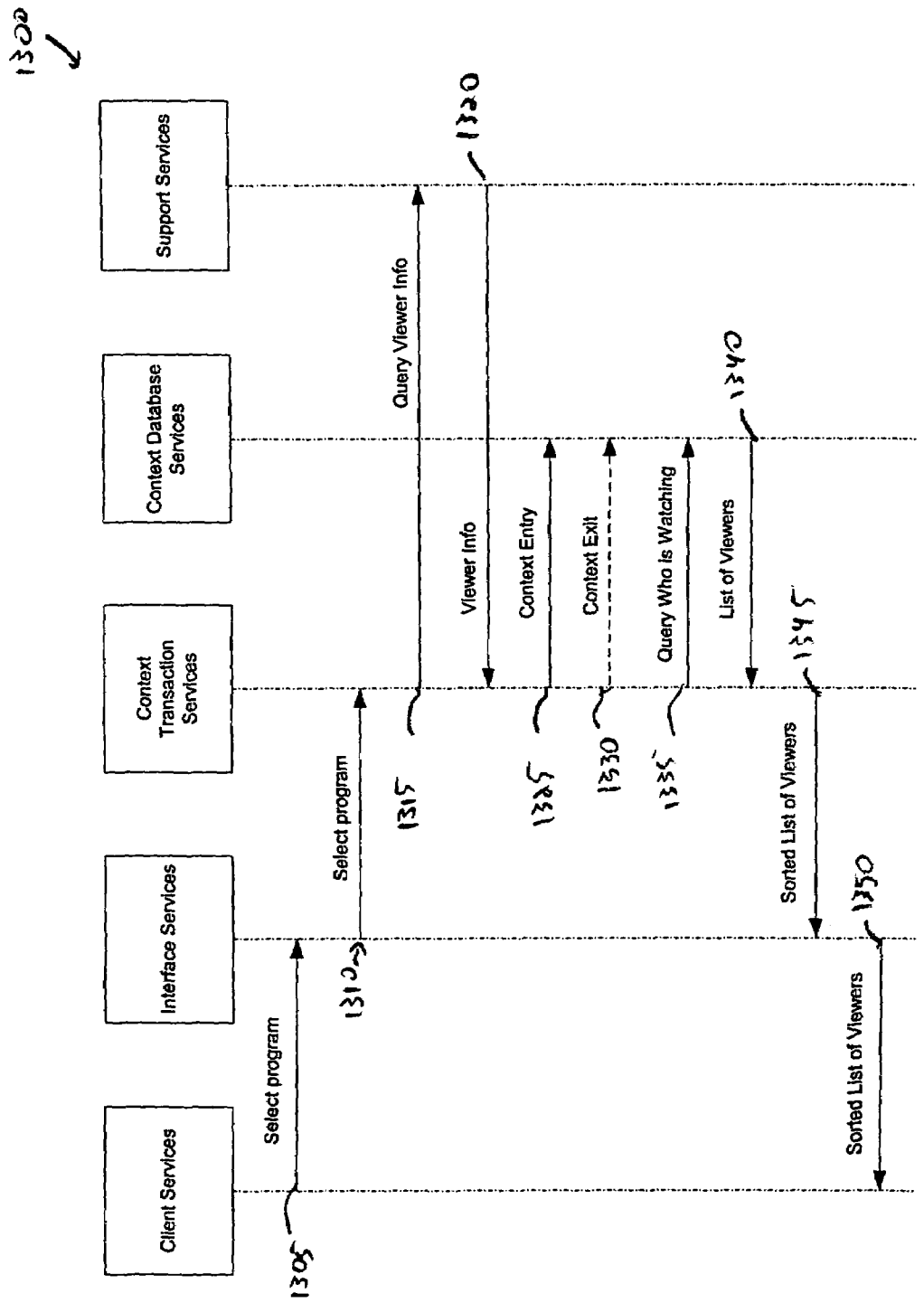
1300
Client Services
Interface Services
Context Transaction Services
Context Database Services
Support Services
Select program
Select program
Query Viewer Info
Viewer Info
Context Entry
Context Exit
Query Who is Watching
List of Viewers
Sorted List of Viewers
Sorted List of Viewers
1305
1310
1315
1320
1325
1330
1335
1340
1345
1350

FIG. 13

DYNAMIC IDENTIFICATION OF OTHER VIEWERS OF A TELEVISION PROGRAM TO AN ONLINE VIEWER

TECHNICAL FIELD

This invention relates to identification of online viewers watching a television program.

BACKGROUND

Online users of the Internet have virtually on-demand access to information such as news, weather, financials, sports, and entertainment as well as the ability to generate electronic messages and to participate in online discussion groups. Many online users may access simultaneously the same or similar online locations and may desire information regarding other individuals accessing those locations. The wealth of available online locations, the large quantity of users who may access the online locations, and the wealth of information associated with the users may impede an online service provider's ability to provide the desired information.

SUMMARY

In one general aspect, informing a viewer of a television program of the identity of other online identities that represent users concurrently viewing that same television program includes determining dynamically a first television program to which a television viewing device associated with a viewer is tuned and identifying one or more other viewers associated with television viewing devices that are presently tuned to the first television program. Trait information related to the viewer or to the other viewers is stored in a data store related to the first television program. A subset of the other viewers that have similar traits is determined based on the stored trait information. The viewer is graphically informed of the subset of other viewers.

Implementations may include one or more of the following features. For example, determining a first television program may include determining a channel or television network to which the television viewing device associated with the viewer is tuned. Determining the first television program may include inferring the first television program based on the television network. A perceivable indicator related to the television network may be displayed.

Identifying other viewers associated with television viewing devices that are tuned to the first television program may include dynamically identifying other viewers associated with a television viewing device that was previously tuned to a second television program and then was tuned to the first television program. A perceivable indicator related to the second television program may be displayed.

Informing a viewer of a television program of the identity of other online identities that represent users concurrently viewing that same television program may further include identifying one or more recent viewers associated with television viewing devices that were tuned to the first television program and then were subsequently tuned to a second television program. Trait information related to the recent viewers is stored in the data store related to the first television program. A subset of the recent viewers that have similar traits based on the stored trait information is determined. The viewer is graphically informed dynamically of the subset of recent viewers. The viewer may be graphically informed of the second television program presently viewed by at least one of the recent viewers.

The trait information may include information related to an age or demographic identifier of the viewer or of an other viewer. Determining a subset of the other viewers may include dynamically determining a subset of the other viewers having an age or demographic identifier similar to an age of the viewer.

The trait information may include information related to an expertise rating, an interest, or a participation status of the viewer or of an other viewer. The participation status may include a visibility preference of the viewer or of the other viewer.

The trait information may include information of an individual selected as an associate by the viewer or by an other viewer. The individual may be a member of the buddy list or contact list of the viewer or of the other viewer.

The trait information may include information related to an online status of the viewer or of the other viewer. The online status may include a status of active, idle, away, and/or mobile.

Informing a viewer of a television program of the identity of other online identities that represent users concurrently viewing that same television program may further include storing other information related to the viewer or to the other viewers in the data store related to the first television program and graphically informing the viewer dynamically of the subset of other viewers based on the stored other information. The other information may include information indicative of an identification of the viewer or of an other viewer. The information indicative of an identification may include an online identifier associated with the viewer or with the other viewer. The other information may include contact information of the viewer or of an other viewer or information based on an activity level associated with the first television program. The activity level corresponds to the number of viewers tuned to the first television program.

Determining a subset of the other viewers may include determining a subset of the other viewers based on a demographic identifier of the other viewers. Determining a subset of the other viewers may include determining a subset of the other viewers based on a similar age of the viewer and of the other viewers.

Graphically informing the viewer dynamically of the subset of other viewers may include informing the viewer of a total number of other viewers, informing the viewer of at least one of the other viewers, or informing the viewer of a trait of at least one of the other viewers. The trait may include an interest of at least one of the other viewers, an interest of an individual selected as an associate by the other viewer, or an expertise of at least one of the other viewers.

Graphically informing the viewer dynamically of the subset of other viewers may include displaying to the viewer information indicative of an other viewer based on the stored trait information. A trait of the other viewer may be indicated graphically. The trait may be an interest or an expertise of the other viewer. The identity of the other viewer may be indicated graphically.

Graphically informing the viewer of the subset of other viewers may include providing a user interface that graphically informs the viewer of the subset of other viewers. The user interface may be manipulated by the viewer to communicate with at least one other viewer in the subset of other viewers. The user interface may be manipulated by the viewer to invoke an instant message or send an e-mail to at least one other viewer in the subset of other viewers. The user interface may be manipulated by the viewer to contact directly at least one other viewer in the subset of other viewers using a voice communication. The voice communication may employ a

mobile device. The user interface may be manipulated by the viewer to store contact information of at least one other viewer in the subset of other viewers to a contact list of the viewer. The contact list of the viewer may be a buddy list.

Graphically informing the viewer dynamically of the subset of other viewers may include informing the viewer in the subset of other viewers sorted according to trait information of the viewer. The trait information may include preference information of the viewer. Graphically informing the viewer dynamically of the subset of other viewers may include providing updated information based on a viewer or system designated interval or providing updated information about every 15 or 60 seconds.

Determining a subset of the other viewers may include determining a subset of the other viewers by selecting other viewers associated with trait information of the viewer. The stored trait information may include information indicative of a location related to the viewer.

Informing a viewer of a television program of the identity of other online identities that represent users concurrently viewing that same television program may further include detecting dynamically the television viewing device of the viewer tuning to a second television program and identifying one or more second television program viewers associated with viewing devices that are tuned to the second television program. Second trait information is stored related to the second television program viewers in a second television program data store. A subset of second television program viewers that have similar traits based on the stored second trait information is determined. The viewer is graphically and dynamically informed of the subset of second television program viewers.

In another general aspect, a user interface that informs dynamically a viewer of a television program of the identity of other online identities that represent users concurrently viewing the same television program includes a first interface element structured and arranged to display a television program to which a viewing device associated with a viewer is tuned. The user interface also includes a second interface element structured and arranged to graphically inform the viewer dynamically of a subset of other viewers associated with television viewing devices that are presently tuned to the television program and that have similar traits.

Implementations may include one or more of the following features. For example, the second interface element may be structured and arranged to graphically inform the viewer dynamically of the subset by displaying a perceivable indicator corresponding to an identity of at least one other viewer. The second interface element may be manipulated by the viewer to communicate with at least one other viewer in the subset of other viewers.

Communications may include invoking an instant message or sending an e-mail to at least one other viewer in the subset of other viewers. The second interface element may be manipulated by the viewer to contact directly at least one other viewer in the subset of other viewers using a voice communication or to participate in the television program. The second interface element may be manipulated by the viewer to submit a vote related to the television program.

The second interface element may be structured and arranged to graphically inform the viewer of a trait of at least one other viewer. The trait may comprise an interest or an expertise of at least one other viewer.

DESCRIPTION OF DRAWINGS

FIG. **1** is a schematic diagram of a system for dynamically identifying other users to an online user.

FIG. **2** is a flow diagram of a process implementable by the system of FIG. **1**.

FIG. **3** is a schematic diagram of a user identification system.

FIG. **4** is a schematic diagram of a WhoIsHere service that may be used to implement the user identification system of FIG. **3**.

FIG. **5** is a schematic diagram of a support service that may be used to implement the user identification system of FIG. **3**.

FIG. **6** illustrates an exemplary window that may be used by the system of FIG. **3** to identify other users to an online user.

FIG. **7** is a flow diagram illustrating an exemplary process implementable by the user identification system of FIG. **3**.

FIGS. **8-10** are transaction diagrams illustrating additional exemplary processes implementable by the user identification system of FIG. **3**.

FIG. **11** is a schematic diagram of a system for dynamically identifying other viewers of a television program to an online viewer.

FIG. **12** illustrates an exemplary window that may be used by the system of FIG. **11** to identify other viewers to an online viewer.

FIG. **13** is a transaction diagram illustrating an exemplary process implementable by the user identification system of FIG. **11**.

Like reference symbols in the various drawings indicate like elements.

DETAILED DESCRIPTION

An online service provider may display dynamically and in real time information of other users presently viewing the television program (or channel) as being viewed by the user. For instance, the user may perceive when buddy list members view a television program concurrently with the user, or may perceive a subset of other users who view a television program concurrently with the user and have a shared trait with the user (e.g., male over 35), or combination of connectivity criteria and trait matching information may be used to identify others who concurrently perceive common television programs. The user may perceive other users based on a trait of the other users and/or based on a trait of the user.

Referring briefly to FIG. **6**, a graphical user interface (GUI) **600** displays dynamically and in real time a list of other users presently accessing the same online NFL sports channel as the user. The GUI indicates numerical counts of the number of other users accessing the channel. The GUI may display and order the list of users based on traits, such as, for example, expertise, age and/or gender. The GUI also may be configured to rank and order the other users based on expertise. In any event, the GUI **1000** will update dynamically as the user navigates to other sites on the, presenting to the user in real-time the other users accessing those sites concurrently with the user.

FIG. **1** shows a generalized system **100** used to identify dynamically to an online user **105** other individuals **110** within an online context **115** of the user **105**. The system **100** identifies the other individuals **110** to the user **105** using a dynamic user identification system **120**. The dynamic user identification system **120** is configured to be scalable and

includes a context determination service **125**, an identification service **130**, an information storage service **135**, and an informing service **140**.

The context determination service **125** may be configured to determine the online context **115** of the user **105**, and to communicate information indicative of the online context **115**. The online context **115** may be based upon an online presence of the user **105**, such as, for example, a presence of the user **105** at a particular URL (uniform resource locator), chat-room, message board, or newsgroup. The online context **115** also may be based upon a focus of the user **105** upon a particular web page or portion of a web page at which the user **105** is present. To facilitate the determination of the online context **115**, various online locations and/or information sources may be aggregated, for example, by hierarchy or topic, and may be designated accordingly.

The identification service **130** may be configured to identify other individuals **110** present within the online context **115** of the user **105**. The identification service **130** may include mechanisms to log entry within and exit from the online context **115** of the other individuals **110**. The identification service **130** may employ one or more protocols to transfer information internally or to communicate with other components of the dynamic user identification system **120**.

The information storage service **135** stores information (e.g., trait information, identification information, and/or contact information) indicative of the user and/or of the other individuals **110** identified as within the online context **115** of the user **105**. For example, the information storage service **135** may store, in relation to the online context **115**, information indicative of an other individual **110** indicated by the identification service **130** to have entered within the online context **115**. Similarly, the information storage service **135** may remove from storage the information indicative of the individual **110** when the identification service **130** indicates that the other individual **110** has left the online context **115**. Storing trait or other information of essentially only individuals presently within the online context **115** may improve scalability of the system **100**.

The trait information of the other individuals **110** may include, for example, information indicative of an age, gender, nationality, race, disability and/or other demographic identifier of the individual, and/or information indicative of an expertise, interest, preference, education, profession, avocation, user type and/or other quality of the other individual **110**. In the primary implementation described herein, the trait information does not include "heavy" items such as the extensive information associated with a history of the online activity or correspondence of the other individual **110**. While "heavy" items may be stored and communicated as other information in a manner similar to that described for trait information, heavy information items are distinguished from trait information for purposes of this description to better explain one possible implementation in which the system **120** is not burdened and scalability is not impeded. Hence, the trait information is merely a subset of all other available information. The information storage service **135** may store the trait information, the identification information and/or the contact information or may store a reference used to access the information.

The informing service **140** uses the trait, identification, or contact information of the information storage service **135** to inform the user **105** of at least one of the other individuals **110** within the online context **115**. The informing service **140** may be configured to identify the other individuals **110** to the user **105** in association with the online context **115**. For example, the other individuals **110** may be identified in a pop-up window associated with a web page upon which the user **105** is focused. To provide a more focused and relevant disclosure, the informing service **140** may identify the other individuals **110** to the user **105** based on a common age grouping or other common demographic identifier. For example, the informing service **140** may inform a user **105** between the ages of 25 and 32 of other individuals **110** within the online context **115** who also are between the ages of 25 and 32 years.

The informing service **140** also may provide the user **105** with trait information indicating interests or characteristics of the other individuals **110**, and may enable the user **105** easily to communicate with one or more of the other individuals **110** based on the identification and contact information. The informing service **140** may enable the user **105** to modify the presentation of information related to the other individuals **110** (e.g., to determine ordering of the information), to obtain related follow-on information, and/or to select or filter information based on various criteria (e.g., based on a postal code or a telephone area code).

The elements of system **100** (the system elements) may include additional mechanisms for delivering or processing data. The mechanisms may include, for example, any applications, protocols, devices, or networks used to facilitate communication or processing of electronic data. The system elements also may include or be included in a general-purpose or a special-purpose computer, a database, a local area network (LAN), and/or a wide area network (WAN). The response to and execution of instructions received by the system elements may be controlled by, for example, a program, a piece of code, an instruction, a device, a computer system, or a combination thereof, for independently or collectively instructing the system elements to interact and operate as described.

FIG. **2** illustrates a flow diagram of a process **200** implementable by system **100** of FIG. **1** to identify dynamically to the online user **105** at least one of the other individuals **110** within the online context **110**. The context determination service **125** determines the online context **115** of the user **105** (step **205**). To this end, the context determination service **125** may monitor the online activity of the user **105** and may determine the online context **115** based, for example, on a web page or portion of a web page presently visited and/or focused upon by the user **105**.

The identification service **130** identifies one or more other individuals **110** within the online context **115** of the user **105** (step **210**). For example, the identification service **130** may track the entry into and exit from the online context **115** of individuals to determine the other individuals **110** presently within the context **115**.

The information storage service **135** stores trait information, identification information and/or contact information related essentially only to the other individuals **110** in a context store, such as, for example, a database record associated with the online context **115** (step **215**).

Finally, the informing service **140** informs the user **105** dynamically of at least one of the other individuals **110** based on the stored trait, identification and/or contact information of the identification service **130** (step **220**). The informing service **140** may inform the user **105** of the other individuals **110** using, for example, a pop-up window, a list, a graph, or any other appropriate mechanism. The informing service **140** may inform the user **105** of the other individuals **110** in a fashion associated with the online context **115** of the user **105** and may enable the user **105** to interact online with at least one of the other individuals **110** based on information of the information storage service **135**.

Referring to FIG. **3**, a generalized system **300** is illustrated that uses a dynamic user identification system **320** having a WhoIsHere service **330** to identify dynamically to the user **105** at a client service **305** at least one other individual **110** also within an online context **315** of a large scale network **317**. Exemplary components of the notification system **300** are described in greater detail below.

The client service **305** may be configured to provide the user **105** with online access to the network **317** and may include a context window **307** associated with the online context **315** and a WhoIsHere window **309** associated with the WhoIsHere service **330**. More generally, the client service **305** may include any device, system, and/or piece of code that relies on another service to perform an operation. For example, the client service **305** may include a device such as a notebook computer, a telephone, a pen-enabled computer, a personal digital assistant (PDA) or mobile telephone, and/or a desktop computer. The client service **305** also may include a Web browser, an email client, a synchronization client (e.g., a calendar synchronization client, or a task list synchronization client), an instant messaging (IM) client, a business productivity application (e.g., a word processor or a spreadsheet program), and/or an operating system or operating system kernel residing on a device. The client service **305** may be arranged to operate within or in concert with one or more other systems, such as, for example, one or more LANs and/or one or more WANs.

The client service **305** may receive and present information to the user **105** using a standard protocol, such as, for example, the standard generalized markup language (SGML), the exxtensible markup language (XML), the hypertext markup language (HTML), the extensible hypertext markup language (XHTML), the compact hypertext markup language (cHTML), the virtual reality markup language (VRML), the wireless markup language (WML), the voice extensible markup language (VXML), the short message service (SMS), a document object model (DOM), the simple object access protocol (SOAP), or the dynamic hypertext markup language (DHTML). The client service **305** may present the information to the user **105** in a manner that enables the user **105** to respond to, or to interact with, the presented information.

The large scale network **317** typically allows direct or indirect communication between the client service **305** and the dynamic user identification system **320**, irrespective of physical or logical separation. Although not shown in FIG. **3**, the large scale network **317** also may allow direct or indirect communication between the client service **305**, the other individuals **110**, and/or the support service **350**. The large scale network **317** may access or include various sources of information, such as, for example, third party information or services, email, a discussion group, a chat room, a news service, a broker service, a banking service, a shopping service, a weather service, the World Wide Web, or other Internet information sources.

The large scale network **317** may employ one or more protocols (i.e., standards, formats, conventions, rules, and structures) to transfer information internally or deliver information to one or more users. The protocols may include, for example, the Internet protocol (IP), the transfer connection protocol (TCP), the hypertext transfer protocol (HTTP), the file transfer protocol (FTP), the user datagram protocol (UDP), the layer two tunneling protocol (L2TP) and/or the simple mail transfer protocol (SMTP). The large scale network **317** may include, for example, the Internet, the World Wide Web, a WAN, a LAN, analog or digital wired and wireless telephone networks (e.g., PSTN, ISDN, or xDSL), radio, television, cable, satellite, and/or any other delivery mechanism for carrying data. The network **317** may be secured or unsecured, public or private.

The online context **315** may be defined by context definition information of the WhoIsHere service **330** and/or by meta data of the online context **315** that itself defines in whole or in part a scope of the context **315**. The WhoIsHere service **330** may include or may access context definition information that may define an online context based on a hierarchical relationship of online locations and/or user relationships. For example, the context definition information may indicate that the scope of the online context **315** includes an online news site and web pages hierarchically associated with that site, or that the scope of the online context **315** includes a television channel and programming associated with that channel. The context definition information also may indicate that the scope of the online context **315** is limited according to a language or a geographic access region. For example, the scope of the online context **315** may be limited to include only English version pages of a web site and to exclude individuals accessing the website from outside of a predetermined geographic region (e.g., outside of the metropolitan area of the user's residence). In addition, or in the alternative, web pages of the online news site may include a label or tag indicating that they are within the same online context.

The dynamic user identification system **320** may be configured to indicate the number of other individuals **110** within the online context **315** based on trait information (e.g., a participation preference, a common age, and/or a similar demographic identifier) of the user **105** and of the other individuals **110**. The dynamic user identification system **320** may identify the online context **315** automatically based upon an intelligent process that correlates derived parameters (e.g., location, language and/or subject matter) of a URL to a related context definition. The dynamic user identification system **320** also may identify the online context **315** based, for example, on a meta tag embedded of the online context **315** that defines the online context **315**. The dynamic user identification system **320** also may be configured to show online identifiers (e.g., screen names) of other individuals **110** within the context **315**, and may present the online identifiers sorted according to commonality of interest with the user **105**.

The user **105** and the other individuals **110** (collectively the users) each may specify certain trait information, such as, for example, participation preferences, to be used by the dynamic user identification system **320**. For example, the users may choose to opt-in or opt-out of participation, and may be allowed to do so dynamically during an online session. When opted-in, users may see and be seen using the dynamic user identification system **320**. Users also may specify to opt-in or to opt-out of participation on a context-by-context basis, according to categories of contexts, and/or based on trait information, such as, for example, an age or other demographic identifier. For example, users may opt-in or opt-out of some or all: 1) message boards, 2) web sites, and/or 3) chat rooms. Similarly, users may opt-in or opt-out with respect to other individual users and/or with respect to an age or other demographic identifier. For example, a user may opt-in with respect to one or more individuals with whom the user wishes to share presence information, or may opt-out with respect to a list of individuals by whom the user does not wish to be seen. Nevertheless, even when opted-out, a user's un-named presence within a context still contributes toward the aggregate count of individuals within that context. Additionally, certain classes of users automatically may be opted-out based on trait information, such as, for example, users classified as

"Kids," or users classified as "Young Teens," or "Mature Teens" for whom a parental control setting indicates that participation is not permitted.

Subject to the participation preferences or other trait information, the dynamic user identification system **320** may enable the user **105** to interact online with one or more of the other individuals **110** within the online context **315**, for example, by adding the other individual **110** to a contact list (e.g., a buddy list), or by using instant messaging or email. The dynamic user identification system **320** also may enable the user **105** to interact with one or more of the other individuals **110** using a voice communication provided, for example, using a wireless mobile device. The dynamic user identification system **320** may allow the user **105** to view a profile of the other individual **110** so that the user **105** may determine further the desirability of communicating with the other individual **110**.

In one implementation, the dynamic user identification system **320** may work to identify the viewers of a television program. While the user **105** views the television program, the dynamic user identification system **320** may identify to the user **105** other viewers **110** presently viewing the same program and who also are included in a contact list (e.g., a buddy list) of the user **105** and/or who have similar or complementary trait information. The dynamic user identification system **320** may enable the user **105** to interact during the television program with one or more of the other individuals **110**, using, for example, instant messaging and/or any other appropriate form of electronic messaging. The ability to interact dynamically and in real time with other viewers of a television program may significantly enhance the real and perceived value of television programming by aiding viewers to build communities of other individuals having common interests.

Moreover, certain television programming lends itself to viewer interaction, such as, for example, performance or reality based programming. In reality based programming the viewers generally select favorite participants, and may be enabled to participate in the program by voting. The interactivity provided by the dynamic user identification system **320** enables viewers of reality based programs to interact with each other regarding their favorite or most disliked reality program participants, or to organize voting blocks or other activities to further invest the viewers' role in and contribution to the reality program.

Based on the trait information, the dynamic user identification system **320** may distinguish visually user-rated experts whose expertise is relevant, for example, to the online context **315**, or an interest of the user **105**. For example, in a financial context, the dynamic user identification system **320** may distinguish visually an individual who is a financial expert; if the online context **315** relates to health, the dynamic user identification system **320** may distinguish as experts only those individuals having a health related expertise. In like manner, the dynamic user identification system **320** may distinguish visually other individuals based on other trait information, such as, for example, age or another demographic identifier. The dynamic user identification system **320** generally may include any device, system, and/or piece of code configured to perform an operation related to activity associated with the network **317** or requested by the client service **305**.

The dynamic user identification system **320** includes a front-end **321** and a back-end **323**. The front-end **321** and the back-end **323** may or may not be incorporated within the same hardware or software device, depending, for example, on an anticipated workload of the dynamic user identification system **320**. Structuring the dynamic user identification system **320** to include front-end **321** and back-end **323** portions may improve the ability of the dynamic user identification system **320** to serve the many users of a large scale network such as the Internet. In other words, the front-end/back-end structure may improve the scalability of the dynamic user identification system **320**.

Referring more specifically to the front-end **321**, the front end may include one or more interface services **325**. The interface services **325** may communicate online activity of the user **105** or of the other individuals **110** to one or more WhoIsHere services **330** or support services **350** of the back-end **323**. The interface services **325** also may communicate service requests from the client service **305** to the back-end **323** and communicate information to the client **305** informing of one or more of the other individuals **110**.

The interface services **325** of the front-end **321** communicate between the client services **305** and the WhoIsHere services **330**. The interface services **325**, for example, communicate information to the WhoIsHere services **330** identifying the online context **315** of the user **105**. The interface services **325** may communicate to the WhoIsHere services **330** information based upon a current online location or online activity of the user **105**. For example, the interface services **325** may communicate a context identifier (e.g., a meta tag) embedded in an information item accessed by the user **105**. The interface services **325** also communicate to the user **105** information informing of the other individuals **110** as determined by the WhoIsHere services **330**. The interface services **325** may include a print service, a file access service, an IM service, an operating system, an operating system kernel, an authentication service, an authorization service, and/or any combination of these or other services.

In an alternative implementation, the interface services **325** may be included in whole or in part as a component of the client service **305**.

The back-end **323** includes one or more WhoIsHere services **330** that determine the other individuals **110** presently within the online context **315** and are configured to inform the user **105** of at least one of the other individuals **110**. One or more support services **350** are configured, for example, to communicate information to the WhoIsHere service **330** indicative of online activity and/or preferences of the other individuals **110**. The WhoIsHere services **330** and the support services **350** each are described in greater detail below.

The WhoIsHere services **330** communicate trait, identification and/or contact information of the other individuals **110** to the interface services **325** for suggestion to the user **105** through the client service **305**. The WhoIsHere services **330** determine the other individuals within the online context **315** and inform the user **105** of at least one of the other individuals **110**. The WhoIsHere services **330** may be configured to receive information indicating the current online context of the user **105** from the interface services **325**.

The WhoIsHere services **330** may communicate to the interface services **325** a WhoIsHere list of other individuals **110** within the online context of the user **105**. The WhoIsHere services **330** may communicate the WhoIsHere list to the interface services **325** automatically after a change in the online context of the user **105** and also at any time that the WhoIsHere list changes. The WhoIsHere services **330** also may communicate the WhoIsHere list to the interface services **325** at short periodic intervals, such as, for example, every 30 or 60 seconds. Alternatively or in addition, the WhoIsHere services **330** may communicate the WhoIsHere list to the interface services **325** in response to a request of the interface services **325**. The interface services **325** may be configured to request from the WhoIsHere services **330** an

updated WhoIsHere list at set periodic intervals or upon a change in the online context of the user **105**.

The WhoIsHere services **330**, alone or in conjunction with other services, may perform sorting, prioritizing, or other types of organizational processing on the trait, identification and/or contact information underlying the WhoIsHere list so that the WhoIsHere list is provided in a desired fashion. Typically, the WhoIsHere services **330** will include a software program or a piece of code to cause the WhoIsHere services **330** to operate as described above.

The support services **350** are configured, for example, to communicate with the WhoIsHere service **330** and to provide the WhoIsHere service with information related to the other individuals **110**. The network **317** includes one or more online contexts. In general, the support services **350** determine dynamically the online contexts and online locations that each of the other individuals **110** access (e.g., by opening a Web page of the network **317**), and/or upon which they focus (e.g., by clicking on an open Web page or a portion thereof). To make this determination, the support services **350** may monitor dynamically the online activities of the other individuals **110** and/or may communicate with client services of the other individuals **110** to obtain relevant activity information. The support services **350** also may determine trait information (e.g., information of an interest, a preference, or an expertise), identification information and/or contact information of each of the other individuals **110**. The support service **350** may determine this information by communicating with the other individuals **110**, through online activity of the other individuals **110**, and/or through the use of user profiles describing the other individuals **110**.

Having determined information related to online activity of one or more of the other individuals **110**, the support services **350** may communicate that information to the WhoIsHere services **330**. The WhoIsHere services **330** include records representative of various online contexts of the network **317**. The WhoIsHere services **330** record information related to online activity communicated by the support services **350** using the records representative of the online contexts. For example, the WhoIsHere services **330** may include a record for online context A, and may add to an internal list trait, identification and/or contact information of an individual who has accessed or focused upon a web page within online context A. The WhoIsHere services **330** may remove the individual from the internal list, for example, upon receipt of information indicating that the individual has exited online context A by closing the web page within context A or by logging out. For individuals who are opted-out or who are globally excluded, the WhoIsHere services **330** may store only anonymous presence information for contribution to a total presence count of the online context **315**.

Each of the client service **305**, the network **317**, and the dynamic user identification system **320** may include further mechanisms for delivering data, such as, for example, the short message service (SMS), the wireless application protocol (WAP), the transport connection protocol (TCP), the Internet protocol (IP), the World Wide Web, one or more LANs, and/or one or more WANs. The client service **305**, the network **317**, and the dynamic user identification system **320** also may include analog or digital wired and wireless telephone networks, such as, for example, public switched telephone networks (PSTN), integrated services digital networks (ISDN), various types of digital subscriber lines (xDSL), advance mobile telephone service (AMPS), global system for mobile communications (GSM), general packet radio service (GPRS), code division multiple access (CDMA), radio, cable, satellite, and/or other delivery mechanisms for carrying data.

One or more other services may be included in the components of system **300** and/or these components (hereinafter the system services) may be included as part of one or more other services. For example, the system services may include or be included in a general-purpose or a special-purpose computer (e.g., a personal computer, a PDA, or a device specifically programmed to perform certain tasks), a local area network, and/or a wide area network. In either case, the response to and execution of instructions received by any or all of the system services may be controlled by, for example, a program, a piece of code, an instruction, a device, a computer system, or a combination thereof, for independently or collectively instructing the services to interact and operate as described herein.

FIG. **4** illustrates a dynamic user identification system **420** that includes a WhoIsHere service **430** implemented using one or more context transaction services **435** and one or more context database services **440**. Each context database service **440** may be configured to communicate with every context transaction service **435** and with every other context database service **440**. The context transaction services **435** and the context database services **440** may or may not be incorporated within the same hardware and/or software device, depending, for example, on an anticipated workload of the WhoIsHere service **430**. Structuring the WhoIsHere service **430** to include a separable context transaction services **435** and context database services **440** may improve the scalability of the WhoIsHere service **430**.

The context transaction services **435** may determine information indicative of online presence and may communicate that information with the context database services **440**. The context database services **440** may maintain a list of individuals presently within the online context **315** based on the information indicative of online presence communicated by the context transaction services **435**. In general, the information indicative of online presence includes information, such as, for example, an indication that a URL has been accessed by an individual or departed by an individual. The context transaction services **435** may indicate presence information for only a first presence of an individual who is multiply present within the online context **315**. For example, if an individual has open simultaneously three instances of the same web page, the context transaction services **435** may indicate to the context database services **440** only one of those presences (e.g., the first presence). Alternatively, the context database services **440** may receive indication of each presence and itself may filter out instances of redundant presence.

The context transaction services **435** also may obtain from the support service **350** trait information related to an individual. The trait information may include preference and/or privacy information associated with the individual, such as, for example, information indicative of a participation status, an instant messaging (IM) visibility preference, an IM status (e.g., an active status, an idle time, an away status, and/or a mobile status), a user class (e.g., "Kids," "Young Teen," "Mature Teen," or "General"), and/or a parental control (e.g., allowed or disallowed).

The trait information also may include information indicative of an interest, expertise, age or other demographic identifier of the individual. The trait information indicative of interest, expertise, or age may be associated with one or more categories. In one implementation subject matter or demographic categories are used including, for example, Autos, Careers and Work, Computing Center, Entertainment,

Games, Health, House and Home, Internal, International, Kids Only, Live, Local, Men, Music, Network Programming, News, Parenting, People Connection, Personal Finance, Relationships, Research and Learning, Rewards, Senior Living, Shopping, Sports, Teens, Travel, Welcome, What's New, Women, Workplace, and Miscellaneous. Categories also may be based upon a relevant geography or a language. The categories may be predetermined or they may be determined dynamically based on an intelligent process.

The online context **315** also may be associated with a category. For example, the online context **315** may include a corresponding category identifier (e.g., a meta tag) embedded in a location of the online context **315**. Alternatively, the context transaction services **435** may categorize the online context **315** automatically based upon an intelligent process to correlate the online context **315** to a most closely matching category. The context transaction services **435** also may be configured to generate dynamically one or more additional categories if already existing categories do not adequately describe one or more online contexts of importance. The context transaction services **435** may coordinate categorization with the support services **350**.

The context database services **440** may include a database, such as, for example, a relational database, for storing or referencing trait, identification and/or contact information associated with the individuals identified to be present within the online context **315**. The trait information, for example, may include or be derived from an individual profile, WhoIsHere participation information, and/or individual location information.

The context database services **440** use the information indicative of presence communicated by the context transaction services **435** to maintain a context record of individuals present within the online context **315**. To improve scalability, the context database services **440** may include in each context record essentially only information related to individuals presently within the online context associated with the context record.

In one implementation, the context database services **440** store information within the context record indicative of an individual based on a communication of the context transaction services **435** that the individual has opened a web page within the online context **315**. Similarly, the context database services **440** may remove from the context record the information indicative of the individual **110** when the context transaction services **435** communicate that the individual **110** has closed the web page within the online context **315**.

The context database services **440** may indicate that certain individuals listed are excluded globally from WhoIsHere participation based on information communicated by the context transaction services **435**. For example, an individual may be indicated as globally excluded based on trait information indicating that the individual is not opted into WhoIsHere, that the individual is categorized as a "Kid," "Young Teen," or a "Mature Teen" for whom a parental control prohibits participation. To prevent lurking (e.g., observing others without being observed), an individual also may be indicated as globally excluded who, although opted into WhoIsHere, indicates a preference to remain invisible to other WhoIsHere participants.

The context database services **440** may communicate to the context transaction services **435** a list of individuals within the online context **315**. The context transaction services **435** may cache the list of individuals to reduce communication with the context database services **440**. The context database services **440** may compose the list from the information stored in the context record based on preference information or other trait information of the requesting user **105**. For example, the user **105** may prefer that the list of individuals **110** present within the context **315** be sorted according to a relevant expertise or a commonality of interest with the requesting user **105**. The commonality of interest may include a direct interest match between the user **105** and an other individual **110**, or an indirect interest match between the user **105** and an individual selected as an associate by the other individual **110** (e.g., by listing the individual to a contact list).

For individuals not indicated as globally excluded, the context database services **440** may indicate in the list trait, identification and/or contact information of those individuals. Otherwise, for an individual indicated as globally excluded, the context database services **440** indicate the presence of that individual generically by incorporating their presence only in a count of total users within the context **315**. To the extent that a particular individual **110** has indicated a desire to exclude themselves from visibility to the user **105**, that individual **110** will not be identified on the list. In any event, the context database services **440** may provide the list automatically to the context transaction services **435** at certain periods or in response to a request of the context transaction services **435**.

The online context **315** may experience periods of high use that may cause a server of the context database services **440** or the context record of the context database services **440** to exceed a usage threshold value. To redistribute the load in response to the exceeded usage threshold value, the context record of the context database services **440** may be migrated to another server of the context database services **440** that is less busy. Where the usage threshold value exceeded is associated particularly with the context record, the context record may be divided between one or more servers of the context database services **440**. Should the activity associated with the divided context record fall sufficiently, the context record may be unified again upon a single server of the context database services **440**. Migration, division, or unification of a context record may be performed automatically. Information indicative of any migration, division, or unification of the context record may be communicated to the context transaction services **435**.

FIG. **5** illustrates a dynamic user identification system **520** that includes a support service **550** implemented using a rating service **555**, an interest service **560**, a connection service **565**, and a profile service **570**. The rating service **555** may be configured to determine and/or identify a rated expertise of one or more individual users. The rating service **555** may determine and store expertise ratings for individual users based on predetermined expertise categories, such as, for example, the subject matter categories previously described. The rating service **555** may be configured to communicate an expertise rating of an individual user based on a request of the WhoIsHere service **330**.

The interest service **560** may be configured to record interest information of one or more individual users. The interest service **560** also may be configured to communicate an interest message based on a request of the WhoIsHere service **330**. The interest message may include interest information of an individual user and interest information of designated contacts (e.g., buddies) of the individual user.

The connection service **565** may be configured to provide or manage access to the network **317** by one or more individual users. The connection service **565**, for example, may be configured to manage user logins and/or IM access. The connection service may be configured to determine and pro-

vide information indicative of a users online status or IM status, such as, for example, whether the user is active, idle, away, or logged-out.

The profile service **570** may be configured to manage profile information including trait, identification and/or contact information related to one or more individual users. The profile information may include, for example, client addressing information, location information, age or other demographic information, WhoIsHere participation information, general visibility information, user status information, user class information, and/or communication preferences related to an individual user. The profile information may be provided by an individual user and/or may be determined automatically, for example, based on online activity of the individual user. The profile service **570** may be configured to update profile information based on information communicated by the WhoIsHere service **330** and to communicate requested profile information to the WhoIsHere service **330**.

The different services of the support services **550** also may access or include various sources of information, such as, for example, third party information or services, email, a discussion group, a chat room, a news service, a broker service, a banking service, a shopping service, a weather service, the World Wide Web, or other Internet information sources. The different services of the support service **550** may employ one or more protocols (i.e., standards, formats, conventions, rules, and structures) to transfer information internally or deliver information to one or more users. Protocols employed by the support service **550** may include, the Internet protocol (IP), the transfer connection protocol (TCP), the hypertext transfer protocol (HTTP), the file transfer protocol (FTP), the user datagram protocol (UDP), the layer two tunneling protocol (L2TP) and/or the simple mail transfer protocol (SMTP).

Each of the various services of the support service **550** themselves may include front-end and back-end services. For example, the services may include a front-end interface service configured to interface with individual users or with other services or devices. The services also may include back-end processing and/or database services configured to interact and respond according to communications of the front-end services.

FIG. **6** illustrates an exemplary WhoIsHere window **600** that may be used by the system of FIG. **3** to identify one or more other individuals **110** to the online user **105**. The WhoIsHere window **600** indicates a Sports:NFL context **605** associated with the window **600**. The window provides a total count (**491**) **610** of the other individuals **110** within the Sports:NFL context **605**. The window **600** also indicates the number of individuals (**2**) **615** within the Sports:NFL context **605** who are NFL experts, and the number of other individuals (**112**) **620** within the context **605** whose interests match a specified interest of the user **105**.

A presentation selector **625** enables the user **105** to select a preferred presentation of one or more of the other individuals **110**. The presentation selector **625**, for example, may enable the user **105** to show experts first (as shown), to show interest matches first, or to list the other individuals **110** alphabetically.

The WhoIsHere window **600** also includes a display panel **630** used to show identifiers of one or more of the other individuals **110**. Online identifiers for one or more of the individuals included in the total count **610** are displayed by the display panel **630**. In this example, the two experts, InternetAnne and ChattingChuck, are displayed first according to the user preference indicated by the presentation selector **625**. Starburst symbols in the leftmost column provide a graphical indication of the expert status of InternetAnne and ChattingChuck. In addition to an online identifier, each displayed individual also has an associated graphical icon that may, for example, communicate an identity, interest or expertise of the user. Commonality of interest (e.g., an interest match) between the user **105** and a displayed individual **110** is indicated visually by highlighting the row or online identifier of the matching individual. For example, the highlighted rows of InternetAnne and SurfingDiane indicate an interest match for each. Although not shown, color may be used to provide additional indication of expertise and/or commonality of interest, age or other demographic identifier.

The WhoIsHere window **600** may enable the user **105** to open an IM or email to an other individual who is displayed by clicking on the displayed identifier of that other individual. For example, the user **105** may initiate an IM to SurfingSally by clicking on that individual's online identifier. Alternatively, the user **105** may select SurfingSally and may click on the Buddy Info button **635** to view buddy information related to SurfingSally.

The WhoIsHere window **600** also includes a check-box **640** allowing the user **105** easily to opt-in or opt-out of WhoIsHere. As illustrated, the user **105** has opted into WhoIsHere by checking the check-box **640** to allow the user **105** to see and be seen.

FIG. **7** illustrates a method **700** implementable by the dynamic user identification system of FIG. **3**. The method **700** includes back-end steps used to determine other individuals within an online context of the user to be identified to the user, and front-end steps used to identify the other individuals to the user based on the online context of the user. The back-end and front-end steps may be performed asynchronously and/or concurrently to each other.

Referring to the back-end steps, online activity of other individuals is monitored (step **705**). If an entry event (e.g. an open event, a focus event) is detected (step **710**), then entry event and identification information is communicated (step **715**). Additional information, such as, for example, trait and/or contact information of the other individual is accessed from an additional information source (e.g., a user profile database) based on the identification information (step **720**). The additional information may include, for example, client addressing information, email information, interest information, age or other demographic information, and/or a WhoIsHere preference such as a participation status. A corresponding online context is determined based on the entry event information and context definition information (step **725**). The information related to the other individual is stored and/or associated with a context record associated with the determined context (step **730**). Monitoring of the online activity of the other individuals continues (step **705**).

If an exit event is detected (step **735**) rather than an entry event (step **710**), then exit event and identification information is communicated (step **740**). A corresponding online context is determined based on the exit event information and context definition information (step **745**). The information related to the other individual is removed and/or disassociated from the context record associated with the determined context (step **750**). Monitoring of the online activity of the other users continues (step **705**).

Multiple back-end steps may be performed concurrently.

Referring to the front-end steps, an online context of a user **105** is determined based on online activity of the user **105** and context definition information (step **760**). The online context of the user is monitored for change (step **765**), and while the online context remains unchanged, information indicative of other individuals presently within the online context is

accessed (step **770**). The user then is informed of one or more of the other individuals based, for example, on preference or other trait information of the user and/or of the other individuals (step **775**). To the extent that a change to the online context of the user is detected (step **765**), the new online context is determined and the front-end steps are repeated. Multiple front-end steps may be performed concurrently.

FIGS. **8-10** illustrate data flow diagrams showing processes that may be used to implement the system of FIG. **3**.

FIG. **8** illustrates a process **800** that may be used to implement the system of FIG. **3** when the user opens a window, for example, to a web page. Upon opening a window to a web page for the user, the client communicates an "open window" message to the interface services (step **805**). The interface services communicate the "open window" message to the context transaction services (step **810**). Based on the "open window" message, the context transaction services issue a "query user info" message to the support services (step **815**). The support services respond to the "query user info" message by passing a "user info" message to the context transaction services (step **820**).

The context transaction services generate a "context entry" message based on the "open window" message and the "user info" message and communicate the "context entry" message to the context database services to indicate the presence of the user within the context (step **825**). The context transaction services also communicate a "query who is here" message to the context database services (step **830**). The context database services generate a "list of users" message identifying individuals within the context in response to the "query who is here" message (step **835**). The context database services communicate the "list of users" message to the context transaction services (step **835**). The context transaction services generate a "sorted list of users" message based on the "list of users" message and preferences of the user and communicates the "sorted list of users" message to the interface services (step **840**). The interface services communicate the "sorted list of users" message to the client for presentation to the user (step **845**).

FIG. **9** illustrates a process **900** that may be used to implement the system of FIG. **3** when the user closes a window, for example, to a web page. Upon closing a window to a web page for the user, the client communicates a "close window" message to the interface services (step **905**). The interface services communicate the "close window" message to the context transaction services (step **910**). The context transaction services communicate a "context exit" message to the context database services based on the "close window" message (step **915**).

In response, and to the extent that the user does not have open other windows within the context, the context database services remove the user from the list of users within the context. The context transaction services generate a "user list update" message (step **920**). The "user list update" message may indicate individuals present within another online context of the user and may be based on information cached by the context transaction services, or upon information queried from the context database services as shown in FIG. **7**. The context transaction services communicate the "user list update" message to the interface services (step **920**). The interface services communicate the "user list update" message to the client for presentation to the user (step **925**).

FIG. **10** illustrates a process **1000** that may be used to implement the system of FIG. **3** when the user alters a participation preference while within an online context. When the user alters a participation preference (e.g., by checking an Opt-In check-box), the client communicates a "participation change" message to the interface services (step **1005**). The interface services communicate the "participation change" message to the context transaction services (step **1010**).

In response, the context transaction services communicate an "update check-box" message to the interface services (step **1015**), which communicates the "update check-box" message to the client (step **1020**). The context transaction services communicate a "participation change" message to the support services so that the support services may update stored preferences of the user (step **1025**). The context transaction services also communicate a "participation change" message to the context database services (step **1030**). The context transaction services modify trait information related to the user to reflect the changed participation status of the user.

Subsequently, the context transaction services communicate a "query who is here" message to the context database services (step **1035**). Based upon the changed participation status of the user, the context database services generate a "user list" message based on the "query who is here" message. The context database services communicate the "user list" message to the context transaction services (step **1040**). The context transaction services generate a "sorted list of users" message based on the "list of users" message and preferences of the user and communicates the "sorted list of users" message to the interface service (step **1045**). The interface services communicate the "sorted list of users" message to the client for presentation to the user (step **1050**).

FIG. **11** illustrates a system **1100** used to identify dynamically to an online viewer of a television program other individuals viewing or otherwise tuning to the same television program. The system **1100** includes a set-top box **1102** that receives television signals from a television source **1104**. The set-top box **1102** includes a tuner **1106** used to select a television channel for viewing. The selected television channel may be received as an unencoded or encoded digital or analog signal. For example, satellite television channels are typically received as a digital signal while most cable television channels are received as analog signals. The analog signals may be scrambled, and the digital signals may be encrypted and/or compressed (e.g., using MPEG-2 format). The set-top box **1102** includes an analog-to-digital converter **1108** (A/D converter) that permits digital processing of the television images regardless of the television source **1104**. The A/D converter **1108** may also be configured to decode and uncompress a scrambled or encrypted signal.

The set-top box **1102** includes a network communication card **1110** configured to enable the set-top box to communicate with a network server **1112**. The network server **1112** is configured to provide the set-top box **1102** with access to a network **1117**. The network server **1112** may be, for example, an Internet Service Provider. The network **1117** enables direct or indirect communication between the set-top box **1102** and a user identification system **1120** through the network server **1112**. The set-top box **1102** also includes a client service **1105** for communicating with the user identification system **1120** (the channel between the client service **1105** and the user identification system **1120** is not shown) and constructing a display on a television or monitor **1122**. The client service **1105** may be, for example, a browser client software configured to communicate with the network server **1112** by sending HTTP (HyperText Transfer Protocol) messages.

The client service **1105** and the network **1117** are described broadly above with respect to FIG. **3**, and the dynamic user identification system **1120** is described broadly above with respect to FIGS. **1** and **3-5**. In particular, the client service **1105**, the network **1117** and the dynamic user identification system **1120** typically have attributes comparable to and may

illustrate one possible implementation of the client service **305**, the large scale network **317**, and the dynamic user identification systems **120**, **320**, **420**, and **520**, respectively. The dynamic user identification system **1120** may include interface services, support services, context transaction services, and context database services similar to those described previously with respect to FIGS. **3-5**.

The client service **1105** is configured to construct a display that may include information received from the dynamic user identification system **1120** and/or from the television source **1104**. The client service **1105** sends the constructed display to the television or monitor **1122** via an output port **1123**. The client service **1105** is also configured to send channel selection data to the user identification system **1120** via the network server **1112**.

In one implementation, the client service **1105** integrates information received from the user identification system **1120** and the television information by processing an HTML-like (Hypertext Manipulation Language) tag (e.g., <IMG SRC="TV" x=0, y=0>) that instructs the client service **1105** to place incoming television images on the screen at specific coordinates. The user identification system **1120** may send information to the set-top box **1102** as a web-page, and by modifying the received web-page to include this tag, the client service **1105** may display the television information received from the television source **1104** in conjunction with the information received from the user identification system **1120**. Alterations to the screen, such as adding user interface controls or moving and/or resizing the television image also may be performed by altering the instructions of a web-page displayed by the client service **1105**. The set-top box **1102** may store a default web-page that makes the received television signal a full-screen background image **1124** with overlaid WhoIsWatching window **1130**.

FIG. **12** illustrates an exemplary WhoIsWatching window **1200** that may be used by the system of FIG. **11** to identify one or more other viewers to a viewer of a program presented by the television or monitor **1122**. The WhoIsWatching window **1200** has attributes comparable to and may illustrate one possible implementation of the WhoIsHere window **600** of FIG. **6**.

The window **1200** indicates a program (or channel or television network) **1205** to which the television or monitor **1122** is currently tuned (e.g., "Channel 52: Survivor"). The window **1200** provides a total count **1210** of the other viewers that are tuned to the program **1205** (e.g., "1542"). The window **1200** also indicates the number **1215** of other viewers tuned to the program **1205** that are considered experts with respect to the program (e.g., "2") and the number **1220** of other viewers tuned to the program **1205** whose interests match a specified interest of the viewer (e.g., "25").

A presentation selector **1225** corresponds to the presentation selector **625** of FIG. **6** and enables the viewer to select a preferred presentation of one or more of the other viewers (e.g., experts first, interest matches first, or alphabetically). The display panel **1230** corresponds to the display panel **630** and is used to show online identifiers of one or more of the other viewers. Online identifiers included in the total count **1210** are displayed in the display panel **1230**. A starburst symbol in the leftmost column may denote an online identifier belonging to an expert viewer. Icons associated with each online identifier may communicate, for example, an identity, interest, or expertise of the other viewer. Highlighting a row or online identifier may indicate visually an other viewer that has a matching interest with the viewer.

The WhoIsWatching window **1200** may enable the viewer to open an IM or e-mail that may be sent to an other viewer by, for example, selecting the displayed identifier of that other viewer. The viewer also may select the displayed identifier and then select the Buddy Info button **1235** to view buddy information of the other viewer corresponding to the displayed identifier. The WhoIsWatching window **1200** also includes a checkbox **1240** that enables the viewer to opt-in or opt-out of WhoIsWatching. For example, by checking the checkbox **1240**, the viewer has opted into WhoIsWatching and is able to see other viewers and be seen by other viewers.

The WhoIsWatching window **1200** also may include a television control panel **1245** that enables the user to select a program, channel, or television network to view. The television control panel **1245** may include buttons **1250** that may be selected to progress sequentially to the next or previous channel, program, or television network. The television control panel **1245** also may include one or more buttons **1255** that may be selected to automatically tune into a predetermined program, channel, or television network. For example, the viewer may have previously programmed the set-top box **1102** to associate each of five buttons **1255** numbered one through five with a particular channel, program, or television network. An additional EPG button **1260** may be selected by the viewer to launch or otherwise enable the viewer to access an electronic program guide.

The buttons **1250**, **1255**, and **1260** may be implemented, for example, by using tuning links similar to the ones disclosed in U.S. patent application Ser. No. 09/475,391, titled Television Chat Rooms, hereby incorporated by reference in its entirety. The viewer may select the buttons **1250**, **1255**, and **1260** which represent links that may be processed to change the channel of the set-top box **1102**. The links may, but need not, refer to a specific channel. The set-top box **1102** may be programmed to determine a corresponding channel from a link that specifies a program or a television network.

When the viewer selects one of the buttons **1250** or **1255**, or otherwise interacts with the television **1122** and/or set-top box **1102** in a manner that changes the channel, program, or television network, the client service **1105** is configured to send a TV select signal to the dynamic user identification system **1120**. The TV select signal enables the dynamic user identification system **1120** to update the context database services to reflect the new context corresponding to the channel, program, or television network and to return a sorted list of users to the client services **1105**. The client services **1105** updates the WhoIsWatching window **1200** accordingly to reflect the new channel, program, or television network.

FIG. **13** illustrates a process **1300** that may be used to implement the system of FIG. **11** when the viewer tunes to a specific channel, program, or television network. Upon tuning to a particular channel, program, or television network, the client services **1105** sends a "select program" message to the interface services (step **1305**). The interface services communicates the "select program" message to the context transaction services (step **1310**). Based on the "select program" message, the context transaction services may issue a "query viewer info" message to the support services (step **1315**). The support services may respond to the "query viewer info" message by passing a "viewer info" message to the context transaction services (step **1320**).

The context transaction services generate a "context entry" message based on the "select program" message and the "viewer info" message and communicate the "context entry" message to the context database services to indicate the presence of the user within the context (step **1325**). In this case, the presence of the user within the context is the viewer tuning to the selected program, channel, or television network. If the viewer was previously tuned to a different program, channel,

or television network, a "context exit" message is also generated and sent to the context database services to indicate that the viewer is no longer tuned to that program (step **1330**).

The context transaction services also communicates a "query who is watching" message to the context database services (step **1335**). The context database services generate a "list of viewers" message identifying individuals that are tuned to the selected channel, program, or television network (step **1340**). The context transaction services generate a "sorted list of viewers" message based on the "list of viewers" message and preferences of the user and communicates the "sorted list of viewers" message to the interface services (step **1345**). The interface services communicate the "sorted list of users" message to the client for presentation to the user (step **1350**).

Other implementations are within the scope of the following claims. For example, some or all of the functionality of the set-top box **1102** may be performed by the television or monitor **1122** and/or the network server **1112**. The television or monitor **1122** may have the ability to tune to multiple channels or programs. The set-top box **1102** may send multiple corresponding "select program" messages to the user identification system **1120**. The user identification system **1120** may assign multiple contexts to the same viewer, each context corresponding to one of the multiple channels or programs to which the television or monitor **1122** is tuned.

The WhoIsWatching window **1200** also may include a graphical representation of the previous program, channel, or television network viewed by each of the other viewers prior to tuning to the program **1205**. For example, the display panel **1230** may include an icon representing the previous program, channel, or television network next to the online identifiers of each of the one or more other viewers. The WhoIsWatching window **1200** also may include an interface element that enables the viewer to perceive a list of online identifiers corresponding to other viewers that were previously tuned to the program **1205**. The list may be filtered based on identity, interest, or expertise.

What is claimed is:

1. A method of informing a viewer of a video program of other viewers concurrently viewing the video program, the method comprising:

determining a first video program that a viewing device associated with a viewer is receiving;

based on the determined receipt of the first video program by the viewing device, identifying a group of other viewers associated with viewing devices that are presently receiving the first video program;

storing trait information for the viewer, the trait information including a contact list of the viewer;

determining whether each of the other viewers in the group of other viewers is a member of the contact list of the viewer;

based on the determination of whether each of the other viewers in the group of other viewers is a member of the contact list of the viewer, identifying a subgroup of the group of the other viewers as members of the contact list of the viewer which are presently watching the first video program;

causing presentation on the viewing device, to the viewer, of a first indicator that identifies at least one viewer as a member of the subgroup of the other viewers which are presently watching the first video program;

identifying one or more recent viewers associated with viewing devices that were previously receiving the first video program and then were subsequently receiving a second video program;

determining whether each of the one or more recent viewers is a member of the contact list of the viewer;

based on the determination of whether each of the one or more recent viewers is a member of the contact list of the viewer, identifying at least one of the one or more recent viewers as members of the contact list of the viewer which were previously receiving the first video program and then were subsequently receiving a second video program; and

causing presentation on the viewing device, to the viewer, of a second indicator that identifies at least one of the one or more recent viewers as previously receiving the first video program and then subsequently receiving a second video program and identifies the second video program.

2. The method of claim **1** wherein determining a first video program comprises determining a channel that the viewing device associated with the viewer is receiving.

3. The method of claim **1** wherein determining a first video program comprises determining a network that the viewing device associated with the viewer is receiving.

4. The method of claim **3** wherein determining a first video program comprises inferring the first video program based on the network.

5. The method of claim **1** wherein identifying a group of other viewers associated with viewing devices that are presently receiving the first video program comprises dynamically identifying a group of other viewers associated with a viewing device that was previously receiving a second video program and then was receiving the first video program.

6. The method of claim **5** further comprising causing presentation of a perceivable indicator related to the second video program.

7. The method of claim **1**, further comprising:

storing trait information for each of the other viewers in the group of other viewers; and

comparing the stored trait information for the viewer to the stored trait information for each of the other viewers in the group of other viewers, wherein

identifying the subgroup of the group of the other viewers comprises identifying, based on the comparison, the subgroup of the group of the other viewers as members of the contact list of the viewer that share a first trait with the viewer.

8. The method of claim **7** wherein the trait information comprises information related to an age of the viewer or of the other viewers.

9. The method of claim **8** wherein identifying the subgroup of the group of the other viewers comprises dynamically identifying the subgroup of the group of the other viewers having an age similar to an age of the viewer.

10. The method of claim **7** wherein the trait information comprises information related to a demographic identifier of the viewer or of the other viewers.

11. The method of claim **10** wherein identifying the subgroup of the group of the other viewers comprises identifying the subgroup of the group of the other viewers having a similar demographic identifier.

12. The method of claim **7** wherein the trait information comprises information related to an expertise rating of the viewer or of the other viewers.

13. The method of claim **7** wherein the trait information comprises information related to an interest of the viewer or of the other viewers.

14. The method of claim **7** wherein the trait information comprises information related to a participation status of the viewer or of the other viewers.

15. The method of claim 14 wherein the information related to the participation status comprises a visibility preference of the viewer or of the other viewers.

16. The method of claim 7 wherein the trait information comprises trait information of an individual selected as an associate by the viewer or by the other viewers.

17. The method of claim 7 wherein the trait information comprises information related to an online status of the viewer or of the other viewers.

18. The method of claim 17 wherein the online status comprises a status of active, idle, away, and/or mobile.

19. The method of claim 7 wherein identifying the subgroup of the group of the other viewers comprises identifying the subgroup of the group of the other viewers based on a demographic identifier of the other viewers.

20. The method of claim 7 wherein identifying the subgroup of the group of the other viewers comprises identifying the subgroup of the group of the other viewers based on a similar age of the viewer and of the other viewers.

21. The method of claim 1 further comprising:

storing other information related to the viewer or to the other viewers, wherein

causing presentation, to the viewer, of the first indicator comprises causing presentation, to the viewer, of the other information.

22. The method of claim 21 wherein the other information comprises information indicative of an identification of the viewer or of the other viewers.

23. The method of claim 22 wherein the information indicative of an identification comprises an online identifier associated with the viewer or with the other viewers.

24. The method of claim 22 wherein the other information comprises contact information of the viewer or of the other viewers.

25. The method of claim 21 wherein the other information comprises information based on an activity level associated with the first video program.

26. The method of claim 25 wherein the activity level corresponds to the number of viewers receiving the first video program.

27. The method of claim 1 wherein causing presentation, to the viewer, of the first indicator comprises causing presentation, to the viewer, of a total number of the other viewers.

28. The method of claim 1 wherein causing presentation, to the viewer, of the first indicator comprises causing presentation, to the viewer, of an identity of at least one of the other viewers.

29. The method of claim 1 further comprising causing presentation, to the viewer, of a third indicator that identifies an expertise of the at least one viewer.

30. The method of claim 1 wherein causing presentation, to the viewer, of the first indicator comprises providing a user interface that graphically informs the viewer of the at least one viewer as a member of the subgroup of other viewers.

31. The method of claim 30 wherein the user interface may be manipulated by the viewer to communicate with at least one other viewer in the subgroup of other viewers.

32. The method of claim 31 wherein the user interface may be manipulated by the viewer to invoke an instant message to at least one other viewer in the subgroup of other viewers.

33. The method of claim 31 wherein the user interface may be manipulated by the viewer to send an email to at least one other viewer in the subgroup of other viewers.

34. The method of claim 31 wherein the user interface may be manipulated by the viewer to contact directly at least one other viewer in the subgroup of other viewers using a voice communication.

35. The method of claim 34 wherein the voice communication employs a mobile device.

36. The method of claim 31 wherein the user interface may be manipulated by the viewer to store contact information of at least one other viewer in the subgroup of other viewers to the contact list of the viewer.

37. The method of claim 1 wherein the contact list of the viewer comprises an instant messaging contact list of the viewer.

38. The method of claim 1 wherein causing presentation, to the viewer, of the first indicator comprises sorting members of the subgroup according to trait information.

39. The method of claim 38 wherein the trait information comprises preference information of the viewer.

40. The method of claim 1 wherein the stored trait information for the viewer comprises information indicative of a location related to the viewer.

41. The method of claim 1 wherein causing presentation, to the viewer, of the first indicator comprises updating presentation, to the viewer, of the first indicator on a viewer designated interval.

42. The method of claim 1 wherein causing presentation, to the viewer, of the first indicator comprises updating presentation, to the viewer, of the first indicator on a system designated interval.

43. The method of claim 1 further comprising:

detecting dynamically the viewing device of the viewer receiving a third video program;

identifying a group of third video program viewers associated with viewing devices that are receiving the third video program;

determining whether each of the third video program viewers in the group of third video program viewers is a member of the contact list of the viewer;

based on the determination, identifying a subgroup of the group of third video program viewers as members of the contact list of the viewer; and

causing presentation, to the viewer, of an indicator that identifies at least one third video program viewer as a member of the subgroup of the third video program viewers.

44. A tangible computer-readable medium having embodied thereon a computer program configured to inform a viewer of a video program of other viewers concurrently viewing the same video program, the computer program comprising one or more code segments that, when executed, cause a computer to:

determine a first video program that a viewing device associated with a viewer is receiving;

based on the determined receipt of the first video program by the viewing device, identify a group of other viewers associated with viewing devices that are presently receiving the first video program;

store trait information for the viewer, the trait information including a contact list of the viewer;

determine whether each of the other viewers in the group of other viewers is a member of the contact list of the viewer;

based on the determination of whether each of the other viewers in the group of other viewers is a member of the contact list of the viewer, identify a subgroup of the group of the other viewers as members of the contact list of the viewer which are presently watching the first video program;

cause presentation on the viewing device, to the viewer, of a first indicator that identifies at least one viewer as a

member of the subgroup of the other viewers which are presently watching the first video program

identify one or more recent viewers associated with viewing devices that were previously receiving the first video program and then were subsequently receiving a second video program;

determine whether each of the one or more recent viewers is a member of the contact list of the viewer;

based on the determination of whether each of the one or more recent viewers is a member of the contact list of the viewer, identify at least one of the one or more recent viewers as members of the contact list of the viewer which were previously receiving the first video program and then were subsequently receiving a second video program; and

cause presentation on the viewing device, to the viewer, of a second indicator that identifies at least one of the one or more recent viewers as previously receiving the first video program and then subsequently receiving a second video program and identifies the second video program.

45. A system for informing a viewer of a video program of other viewers concurrently viewing the same video program, the system comprising:

a context determination service configured to determine a first video program that a viewing device associated with a viewer is receiving;

a first identification service configured to, based on the determined receipt of the first video program by the viewing device, identify a group of other viewers associated with viewing devices that are presently receiving the first video program;

a first information storage service configured to store trait information for the viewer, the trait information including a contact list of the viewer;

a determination service configured to determine whether each of the other viewers in the group of other viewers is a member of the contact list of the viewer;

a second identification service configured to, based on the determination of whether each of the other viewers in the group of other viewers is a member of the contact list of the viewer, identify a subgroup of the group of the other viewers as members of the contact list of the viewer which are presently watching the first video program;

a presentation service configured to cause presentation on the viewing device, to the viewer, of a first indicator that identifies at least one viewer as a member of the subgroup of the other viewers which are presently watching the first video program

a third identification service configured to identify one or more recent viewers associated with viewing devices that were previously receiving the first video program and then were subsequently receiving a second video program;

a second determination service configured to determine whether each of the one or more recent viewers is a member of the contact list of the viewer;

a fourth identification service configured to, based on the determination of whether each of the one or more recent viewers is a member of the contact list of the viewer, identify at least one of the one or more recent viewers as members of the contact list of the viewer which were previously receiving the first video program and then were subsequently receiving a second video program; and

a second presentation service configured to cause presentation on the viewing device, to the viewer, of a second indicator that identifies at least one of the one or more recent viewers as previously receiving the first video program and then subsequently receiving a second video program and identifies the second video program.

* * * * *