US009749349B1

(12) **United States Patent**
Czarny et al.

(10) **Patent No.: US 9,749,349 B1**
(45) **Date of Patent: Aug. 29, 2017**

(54) **COMPUTER SECURITY VULNERABILITY ASSESSMENT**

(71) Applicant: **OPSWAT, Inc.**, San Francisco, CA (US)

(72) Inventors: **Benjamin Czarny**, San Francisco, CA (US); **Jianpeng Mo**, Burlingame, CA (US); **Ali Rezafard**, Millbrae, CA (US); **David Matthew Patt**, Kansas City, MO (US)

(73) Assignee: **OPSWAT, Inc.**, San Francisco, CA (US)

(*) Notice: Subject to any disclaimer, the term of this patent is extended or adjusted under 35 U.S.C. 154(b) by 0 days.

(21) Appl. No.: **15/275,123**

(22) Filed: **Sep. 23, 2016**

(51) **Int. Cl.**
H04L 29/06 (2006.01)
G06F 17/30 (2006.01)
G06F 21/57 (2013.01)

(52) **U.S. Cl.**
CPC ***H04L 63/1433*** (2013.01); ***G06F 17/30289*** (2013.01); ***G06F 21/577*** (2013.01); ***H04L 63/1425*** (2013.01)

(58) **Field of Classification Search**
CPC H04L 63/1433; H04L 63/1425; H04L 29/06904; G06F 21/577; G06F 17/30289
USPC 726/25
See application file for complete search history.

(56) **References Cited**

U.S. PATENT DOCUMENTS

8,127,354 B1 * 2/2012 Bettini G06F 21/577 726/22
8,474,004 B2 * 6/2013 Leone G06F 21/51 380/59
8,654,340 B2 * 2/2014 Girard G01Q 20/02 356/484
8,813,222 B1 8/2014 Codreanu et al.
8,850,583 B1 * 9/2014 Nelson H04L 63/1416 380/44
8,863,288 B1 * 10/2014 Savage G06F 21/56 713/188
9,304,980 B1 * 4/2016 Hartsook G06F 21/577
2004/0006704 A1 * 1/2004 Dahlstrom G06F 21/577 726/25

(Continued)

OTHER PUBLICATIONS

Mellor, FlashMate hybrid hard drive works without Windows, InfoWorld, Oct. 11, 2007. pp. 1-2.

(Continued)

Primary Examiner — Hadi Armouche
Assistant Examiner — Shahriar Zarrineh
(74) *Attorney, Agent, or Firm* — The Mueller Law Office, P.C.

(57) **ABSTRACT**

Computer security vulnerability assessment is performed with product binary data and product vulnerability data that correspond with product identification data. A correspondence between the product binary data and the product vulnerability data is determined, and a binaries-to-vulnerabilities database is generated. The binaries-to-vulnerabilities database is used to scan binary data from a target device to find matches with the product binary data. A known security vulnerability of the target device is determined based on the scanning and the correspondence between the product binary data and the vulnerability data. In some embodiments, the target device is powered off and used as an external storage device to receive the binary data therefrom.

10 Claims, 8 Drawing Sheets

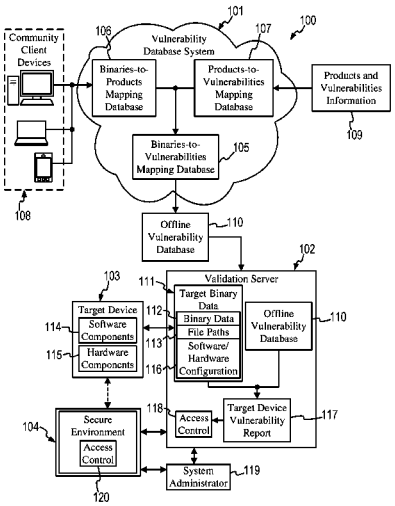

WIZ, Inc. EXHIBIT - 1084
WIZ, Inc. v. Orca Security LTD.

(56) **References Cited**

U.S. PATENT DOCUMENTS

2005/0022021 A1* 1/2005 Bardsley G06F 21/577 726/4
2005/0132206 A1* 6/2005 Palliyil G06F 21/566 713/188
2007/0067846 A1* 3/2007 McFarlane H04L 63/1433 726/25
2007/0271360 A1* 11/2007 Sahita G06F 21/577 709/223
2010/0083346 A1* 4/2010 Forman G06F 21/55 726/1
2011/0179477 A1* 7/2011 Starnes G06F 21/52 726/9
2013/0191919 A1* 7/2013 Basavapatna G06F 21/577 726/25
2014/0173737 A1* 6/2014 Toback G06F 21/57 726/25
2015/0127607 A1* 5/2015 Savage G06F 17/30194 707/610
2015/0207811 A1* 7/2015 Feher G06F 21/577 726/25
2015/0213272 A1* 7/2015 Shezaf H04L 63/1433 726/25
2015/0363294 A1* 12/2015 Carback, III G06F 8/37 717/132
2016/0112444 A1 4/2016 Palumbo et al.
2016/0188882 A1* 6/2016 Mahrous G06F 21/577 726/25
2016/0232358 A1* 8/2016 Grieco G06F 21/577
2016/0300063 A1* 10/2016 Daymont G06F 21/566

OTHER PUBLICATIONS

Mitchell, Web Security Pop-Up Trojan Making Rounds Again, This Time Attacking Both Windows and Macs, The Internet Patrol, May 9, 2011, pp. 1-4, Accessed on May 30, 2016, https://www.theinternetpatrol.com/websecuritypopuptrojanmakingroundsagainthistimeattackingbothwindowsandmacs/.

OS X El Capitan [OT], NeoGAF, May 27, 2016, p. 34, 3 pages, Accessed on May 30, 2016, http://www.neogaf.com/forum/showthread.php?p=204835278.

* cited by examiner

Fig. 1

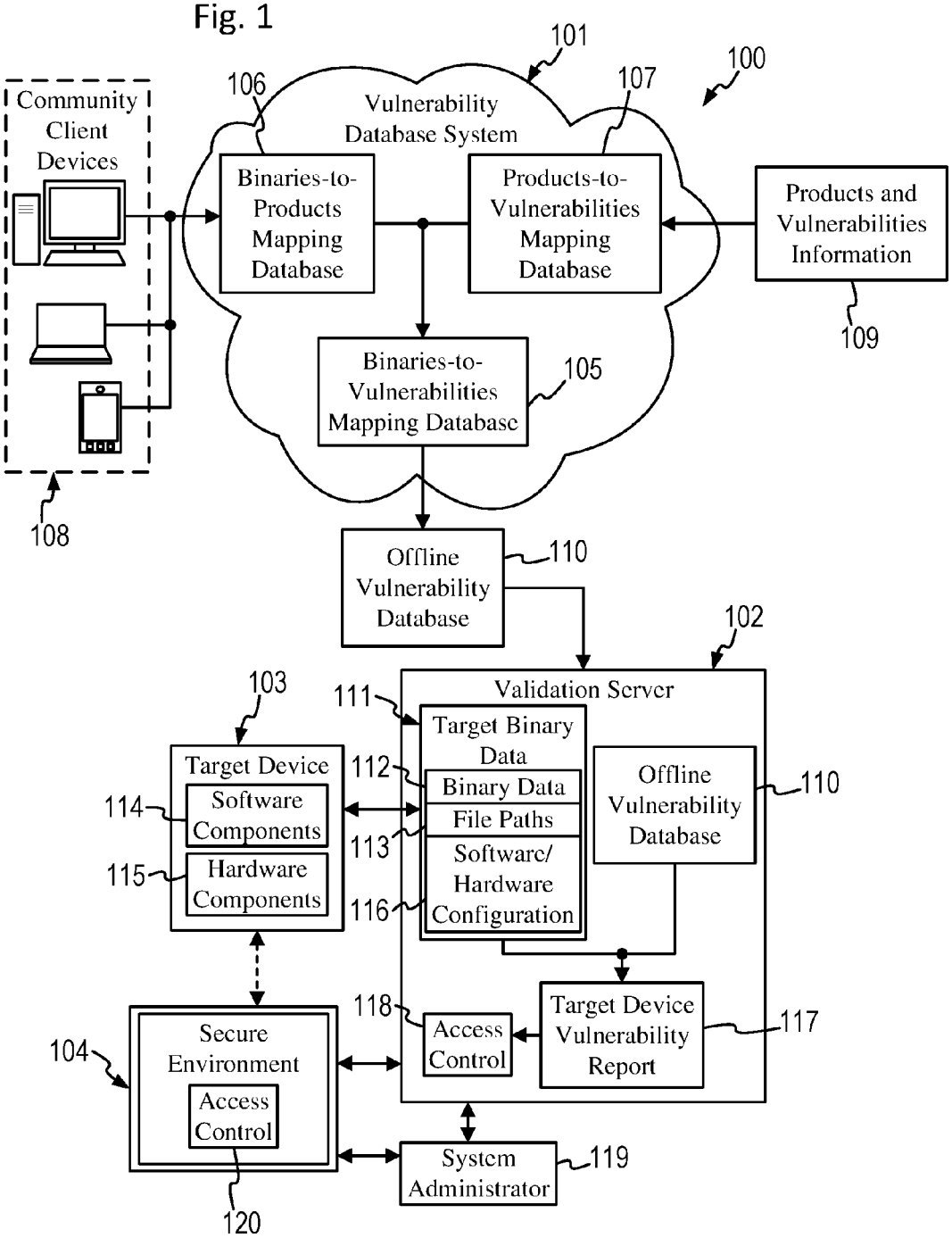
101
100
106
107
Community Client Devices
Vulnerability Database System
Binaries-to-Products Mapping Database
Products-to-Vulnerabilities Mapping Database
Products and Vulnerabilities Information
109
Binaries-to-Vulnerabilities Mapping Database
105
108
Offline Vulnerability Database
110
102
103
111
Validation Server
Target Binary Data
Target Device
112
Binary Data
Software Components
114
File Paths
113
Offline Vulnerability Database
110
Hardware Components
115
Software/ Hardware Configuration
116
118
Access Control
Target Device Vulnerability Report
117
104
Secure Environment
Access Control
System Administrator
119
120

Fig. 2

106

Product	Version	Binary Files
ESET Endpoint Security	5.0.2214.4	Exe1_sha256, Exe2_sha256, Dll3_sha256, ...
ESET Endpoint Security	5.0.1055.2	Exe1_sha256, Exe4_sha256, Dll5_sha256, ...
ESET Endpoint Security	4.2.3330.1	Exe1_sha256, Exe2_sha256, Dll5_sha256, ...
ESET Endpoint Security	4.0.1211.2	Dll3_sha256, Dll5_sha256, Exe1_sha256, ...
JAVA	7.11	Dll9_sha256, Dll12_sha256, Dll13_sha256, ...
...	...	...

Fig. 3

107

Product	Version	Known Vulnerabilities
ESET Endpoint Security	5.0.2214.4	Vulner_1, Vulner_2, Vulner_3, Vulner_4, ...
ESET Endpoint Security	5.0.1055.2	Vulner_1, Vulner_2, Vulner_5, Vulner_6, ...
ESET Endpoint Security	4.2.4230.1	Vulner_1, Vulner_2, Vulner_7, Vulner_8, ...
ESET Endpoint Security	4.0.1211.2	Vulner_1, Vulner_2, Vulner_3, Vulner_6, ...
Adobe Flash	3.0.5	Vulner_2, Vulner_9, Vulner_10, ...
...	...	...

Fig. 4

400

Product	Version	Binary Files	Known Vulnerabilities
ESET Endpoint Security	5.0.2214.4	Exe1_sha256, Exe2_sha256, Dll3_sha256, ...	Vulner_1, Vulner_2, Vulner_3, Vulner_4, ...
ESET Endpoint Security	5.0.1055.2	Exe1_sha256, Exe4_sha256, Dll5_sha256, ...	Vulner_1, Vulner_2, Vulner_5, Vulner_6, ...
ESET Endpoint Security	4.2.3330.1	Exe1_sha256, Exe2_sha256, Dll5_sha256, ...	Vulner_1, Vulner_2, Vulner_4, Vulner_6, ...
ESET Endpoint Security	4.0.1211.2	Dll3_sha256, Dll5_sha256, Exe1_sha256, ...	Vulner_1, Vulner_2, Vulner_3, Vulner_6, ...
JAVA	7.11	Dll9_sha256, Dll12_sha256, Dll13_sha256, ...	
Adobe Flash	3.0.5		Vulner_2, Vulner_9, Vulner_10, ...
...	...	...	...

Fig. 5

105

Binary File	Known Vulnerabilities
Exe1_sha256	Vulner_1, Vulner_2, …
Exe2_sha256	Vulner_4, …
Exe4_sha256	Vulner_5, …
Dll3_sha256	Vulner_3, …
Dll5_sha256	Vulner_6, …
…	…

Fig. 6

117

Target Device Vulnerability Report

1. Binary_1, Hash_1, Filepath_1, [Vulner_1, Vulner_2, …]
2. Binary_2, Hash_2, Filepath_2, [Vulner_2, Vulner_4, …]
3. Binary_3, Hash_3, Filepath_3, [Vulner_3, Vulner_5, …]

…

N. Binary_N, Hash_N, Filepath_N, [Vulner_*, Vulner_**, …]

Fig. 7

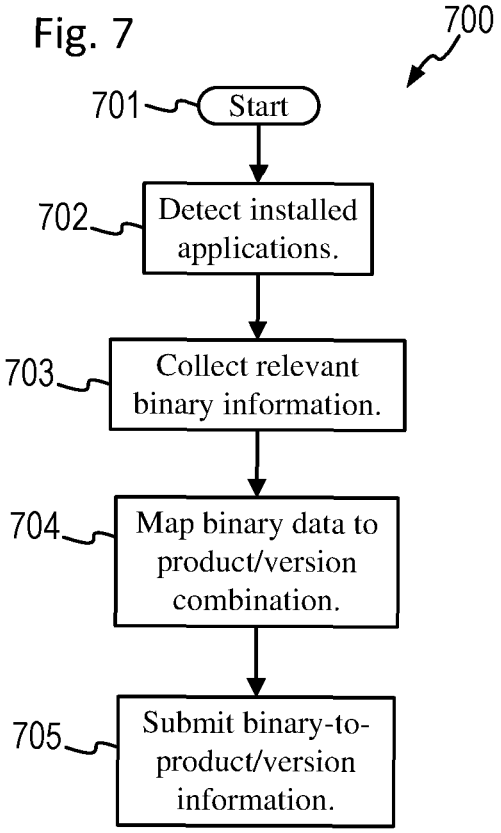
700
701
Start
702
Detect installed applications.
703
Collect relevant binary information.
704
Map binary data to product/version combination.
705
Submit binary-to-product/version information.

Fig. 8

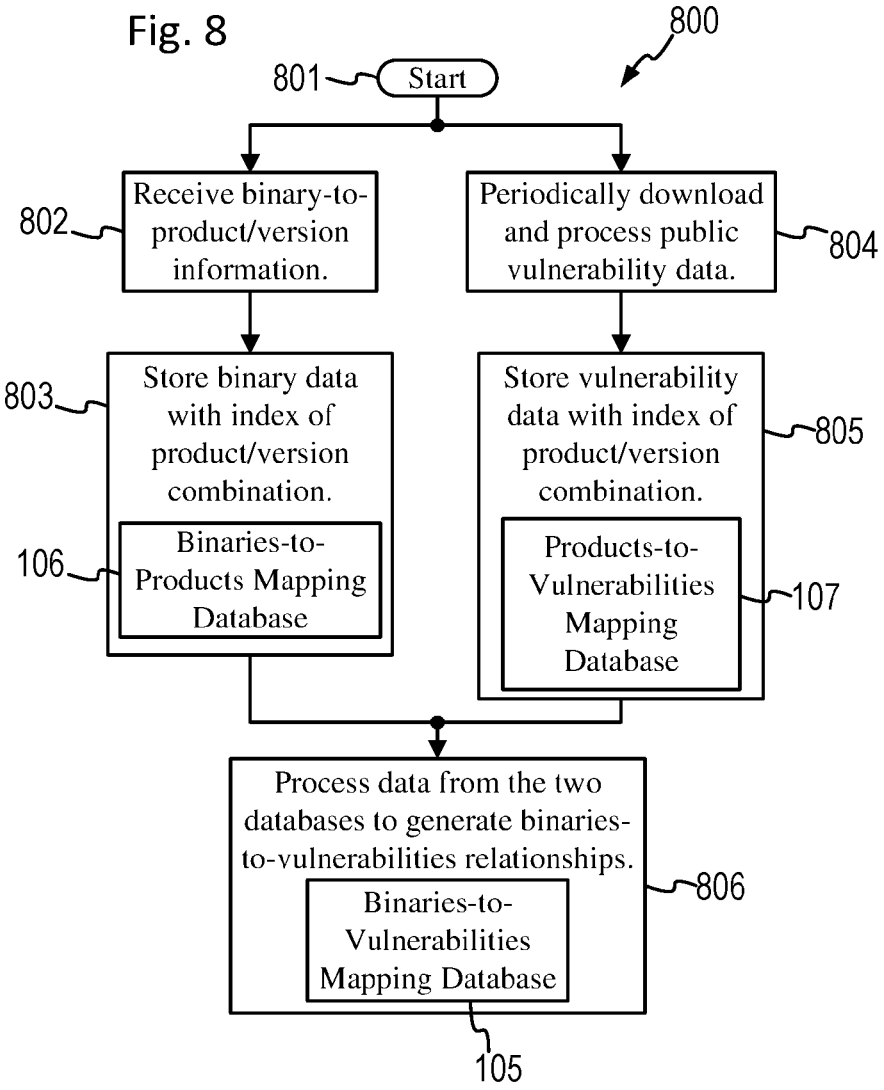
800
801
Start
802
Receive binary-to-product/version information.
Periodically download and process public vulnerability data.
804
803
Store binary data with index of product/version combination.
Store vulnerability data with index of product/version combination.
805
106
Binaries-to-Products Mapping Database
Products-to-Vulnerabilities Mapping Database
107
Process data from the two databases to generate binaries-to-vulnerabilities relationships.
Binaries-to-Vulnerabilities Mapping Database
806
105

Fig. 9

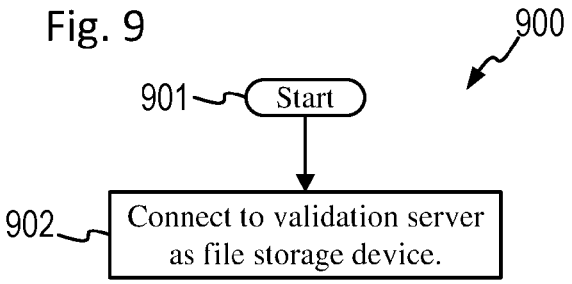
900
901
Start
902
Connect to validation server as file storage device.

Fig. 10

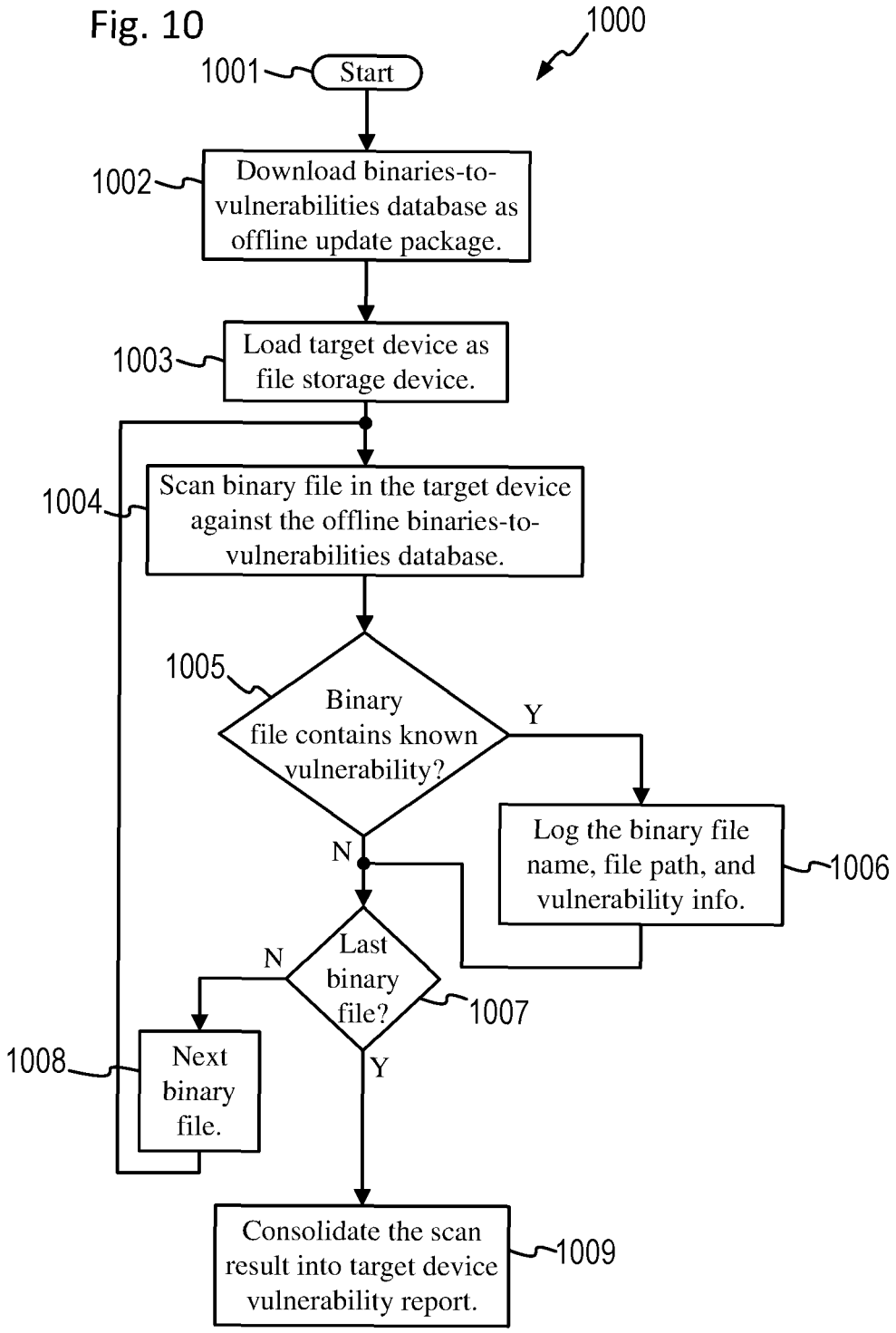
1000
1001
Start
1002
Download binaries-to-vulnerabilities database as offline update package.
1003
Load target device as file storage device.
1004
Scan binary file in the target device against the offline binaries-to-vulnerabilities database.
1005
Binary file contains known vulnerability?
Y
N
Log the binary file name, file path, and vulnerability info.
1006
Last binary file?
N
Y
1007
1008
Next binary file.
Consolidate the scan result into target device vulnerability report.
1009

Fig. 11

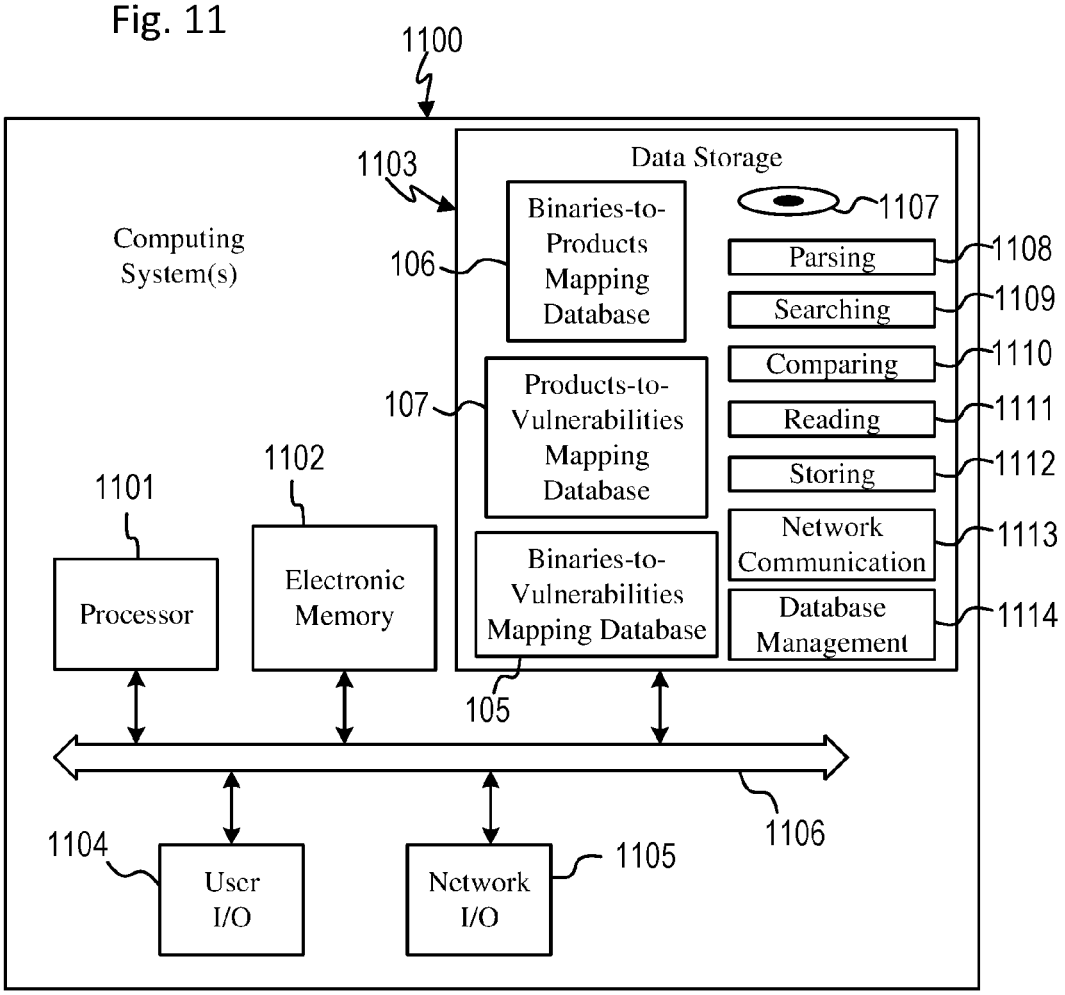
1100
Computing System(s)
1103
Data Storage
Binaries-to-Products Mapping Database
106
1107
Parsing
1108
Searching
1109
Comparing
1110
Reading
1111
Storing
1112
Network Communication
1113
Database Management
1114
Products-to-Vulnerabilities Mapping Database
107
Binaries-to-Vulnerabilities Mapping Database
105
1101
Processor
1102
Electronic Memory
1106
1104
User I/O
Network I/O
1105

Fig. 12

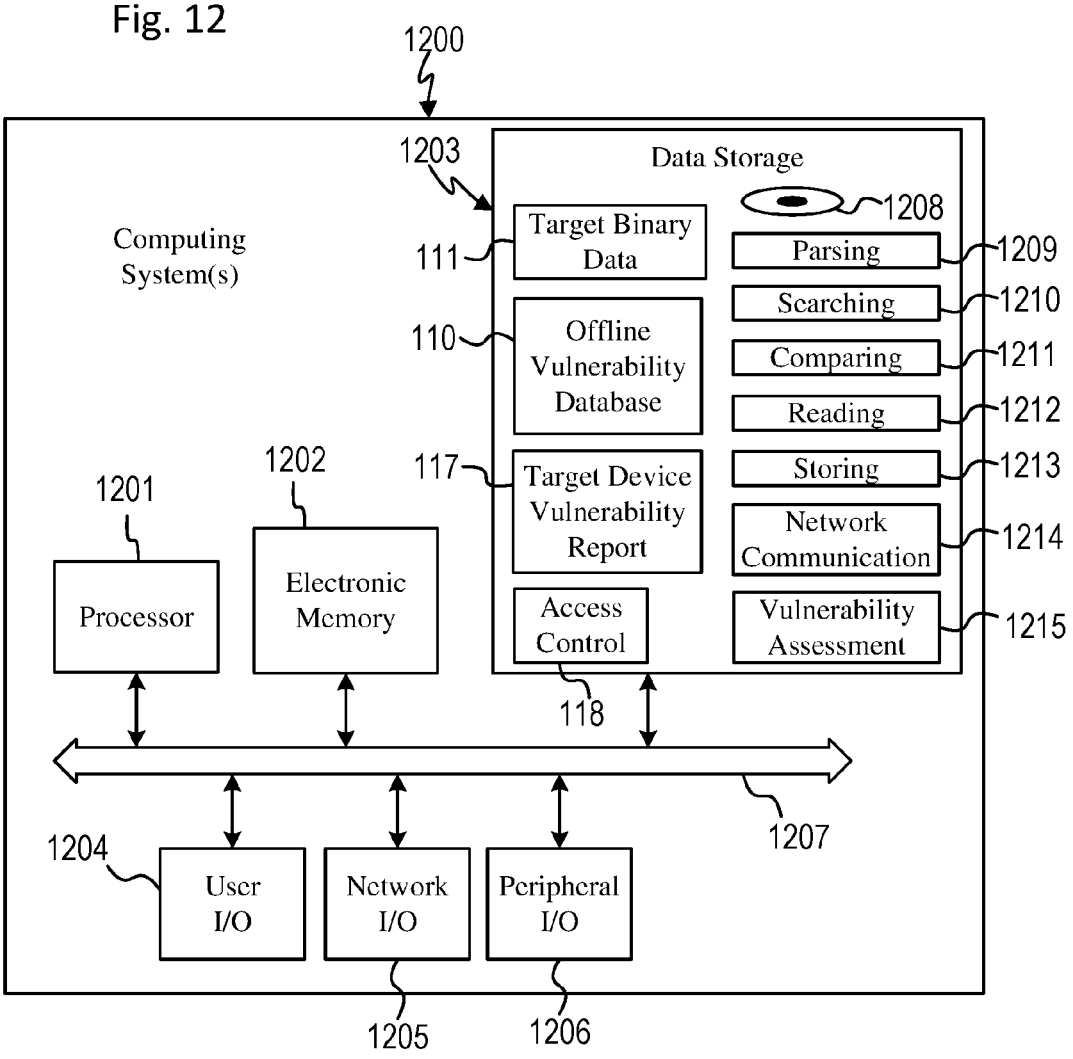
1200
1203
Data Storage
1208
Computing System(s)
111
Target Binary Data
Parsing
1209
Searching
1210
110
Offline Vulnerability Database
Comparing
1211
Reading
1212
1202
117
Target Device Vulnerability Report
Storing
1213
1201
Network Communication
1214
Processor
Electronic Memory
Access Control
Vulnerability Assessment
1215
118
1207
1204
User I/O
Network I/O
Peripheral I/O
1205
1206

COMPUTER SECURITY VULNERABILITY ASSESSMENT

BACKGROUND OF THE INVENTION

Vulnerability assessment and malware detection are two fields or industries that deal with issues of computer security. A positive malware detection generally requires an immediate response to eliminate a threat to the computer device of a potentially imminent malicious event. Typically, the response is to quarantine, remove, or replace the software file of the malware. With a positive vulnerability assessment, on the other hand, the computer device can usually continue to operate without concern for a threat to the computer device, since a malicious event is not necessarily imminent. However, if the computer device is going to be used in an environment that has a particular security standard, then there is considerable concern over whether the computer device meets that security standard or would present a security problem for the environment. For example, if the computer device is to be used in a medical facility with a secure network through which the computer device will have access to confidential patient records, then it is very important to determine whether the computer device is hosting or executing any binary files that are known to be easy targets for hackers to gain access to the computer device and from there to any other computer or data storage device accessible through the secure network. Therefore, before the computer device can be granted access to the secure network, the vulnerability to malicious events of the computer device must be assessed, and any known vulnerabilities must be remedied or eliminated. The assessment must be thorough, robust, secure, quick and efficient, in order to prevent security problems, while allowing business operations to proceed with minimal interruption.

SUMMARY OF THE INVENTION

In some embodiments, a more thorough, more robust, more flexible and more secure computer security vulnerability assessment is achieved with a method in which a computerized system receives product binary data and first product identification data that correspond to each other. The computerized system receives product vulnerability data and second product identification data that correspond to each other. The computerized system determines a correspondence between the product binary data and the product vulnerability data based on matching the first product identification data with the second product identification data. The computerized system generates a binaries-to-vulnerabilities database based on the determined correspondence between the product binary data and the product vulnerability data. Additionally, the binaries-to-vulnerabilities database can be used with a scan of target binary data from a target device to determine a known security vulnerability of the target device.

In some embodiments, a more thorough, more robust, more flexible and more secure computer security vulnerability assessment is achieved with a method in which a computerized system receives a binaries-to-vulnerabilities database that provides a correspondence between binary data and vulnerability data. The computerized system establishes a communication connection to a target device. The computerized system receives binary files from the target device. The computerized system uses the binaries-to-vulnerabilities database to scan the binary files to find matches between the binary files and the binary data. The computerized system determines a known security vulnerability of the target device based on 1) results of the scanning and 2) the correspondence between the binary data and the vulnerability data.

In some embodiments, a more thorough, more robust, more flexible and more secure computer security vulnerability assessment is achieved with a method in which a computerized system receives product binary data and first product identification data that correspond to each other. The computerized system receives product vulnerability data and second product identification data that correspond to each other. The computerized system determines a correspondence between the product binary data and the product vulnerability data based on matching the first product identification data with the second product identification data. The computerized system establishes a communication connection to a target device. The computerized system receives target binary files from the target device. The computerized system uses the product binary data to scan the target binary files to find matches between the target binary files and the product binary data. The computerized system determines a known security vulnerability of the target device based on 1) results of the scanning and 2) the correspondence between the product binary data and the product vulnerability data.

In some embodiments, the computerized system 1) grants access by the target device to a secure environment based on determining that the target device has no known security vulnerability; and 2) denies access by the target device to the secure environment based on determining that the target device has the known security vulnerability. In some embodiments, the product vulnerability data describes a vulnerability to a malicious event of a computer device that contains a software product corresponding to the product binary data, regardless of whether the software product is infected with malicious code. In some embodiments, the product binary data contains strings of bits, bytes, words or characters extracted from files of software products. In some embodiments, the product binary data contains hashes of strings of bits, bytes, words or characters extracted from files of software products. In some embodiments, the computerized system collects the product binary data and the first product identification data from a plurality of client devices; and each client device collects the product binary data and the first product identification data related to software products that are on that client device and maps the product binary data to the corresponding first product identification data for each of the software products. In some embodiments, the target device is a computer that has been turned off; and the computerized system loads the target device as an external storage device. In some embodiments, the computerized system generates a report containing at least a listing of 1) designations of the binary data that was found to match the binary files, and 2) designations of the vulnerability data that correspond to the binary data that was found to match the binary files. In some embodiments, the computerized system receives an indication of one of a first, second or third level of vulnerability assessment to be performed on the target device; wherein: in the first level of vulnerability assessment, the target binary files are executable binary files; in the second level of vulnerability assessment, the target binary files are the executable binary files and library files used by the executable binary files; and in the third level of vulnerability assessment, the target binary files are all binary files stored on the target device.

BRIEF DESCRIPTION OF THE DRAWINGS

FIG. **1** is a simplified schematic diagram of an example computer security vulnerability assessment system, in accordance with some embodiments.

FIGS. **2-5** are simplified database structures for use by, or generated by, the example computer security vulnerability assessment system shown in FIG. **1**, in accordance with some embodiments.

FIG. **6** is a simplified report generated by the example computer security vulnerability assessment system shown in FIG. **1**, in accordance with some embodiments.

FIGS. **7-10** are simplified flowcharts of processes performed by components of the example computer security vulnerability assessment system shown in FIG. **1**, in accordance with some embodiments.

FIG. **11** is a simplified schematic diagram of a vulnerability database system for use in the example computer security vulnerability assessment system shown in FIG. **1**, in accordance with some embodiments.

FIG. **12** is a simplified schematic diagram of a validation server for use in the example computer security vulnerability assessment system shown in FIG. **1**, in accordance with some embodiments.

DETAILED DESCRIPTION OF THE INVENTION

Reference now will be made in detail to embodiments of the disclosed invention, one or more examples of which are illustrated in the accompanying drawings. Each example is provided by way of explanation of the present technology, not as a limitation of the present technology. In fact, it will be apparent to those skilled in the art that modifications and variations can be made in the present technology without departing from the spirit and scope thereof. For instance, features illustrated or described as part of one embodiment may be used with another embodiment to yield a still further embodiment. Thus, it is intended that the present subject matter covers all such modifications and variations within the scope of the appended claims and their equivalents.

FIG. **1** shows an example computer security vulnerability assessment system **100** that provides a more thorough, robust, flexible and secure computer security vulnerability assessment, in accordance with some embodiments. The illustrated embodiment with the components shown is provided for explanatory purposes only, and other embodiments could use other specific components or combinations of components. In the illustrated embodiment, the computer security vulnerability assessment system **100** generally includes a vulnerability database system **101** and a validation server **102**. The validation server **102** generally uses data generated by the vulnerability database system **101** to assess a security vulnerability of a target device **103**, e.g., as a means for network or domain access control for determining whether to grant access by the target device **103** to a secure environment **104**, for determining whether to transfer the target device **103** from a lower security domain or environment to a higher security domain, for a security compliance check procedure, for performing a data security transfer, or for determining a computer device's "health." To do so, the vulnerability database system **101** generally associates binary data (related to software products, or specific versions of the software products, i.e. "product binary data") with known security vulnerabilities (of the same software products, or specific versions thereof, i.e. "product vulnerability data"). The validation server **102** then scans (i.e., reads and searches through) binary data from the target device **103** (i.e. "target binary data") to determine whether any of the target binary data matches the product binary data, thereby establishing a link to the product vulnerability data. Known security vulnerabilities of the target device **103** are thus determined by this scan of binary data. Based on this security vulnerability determination, the computer security vulnerability assessment system **100**, or an administrator thereof, can further determine whether to grant access by the target device **103** to the secure environment **104**.

The binary data (for the product binary data or the target binary data) generally contains 1) binary hashes of binary level files of the software products, 2) binary hashes of strings of bits, bytes, words or characters extracted from the files of the software products, 3) the unprocessed strings of bits, bytes, words or characters that were extracted, 4) the complete binary level files of the software products, or 5) any other appropriate binary-level representation of the software products. In various embodiments, therefore, the scanning of the target binary data and the matching with the product binary data is done at the individual bit, byte, word, character, string, etc. level, e.g., as can be performed with the "find" or "findstr" command available in the Windows™ command prompt or other string, binary, or file matching or comparing type of function. The scanning and matching searches for a match between two files or two strings within two files at the low level of binary data, rather than matching a file name or other higher level meta data of two files.

The binary data is distinguished from data that simply identifies the software products or applications, e.g., the name and version of the software products or the file names or meta data of application files associated with, or mapped to, the software products. Conventional security vulnerability assessment systems use such file identification data (to determine which software products are on the target device **103** and then to assess the security vulnerability of the target device **103** in accordance therewith). However, this conventional technique is less thorough, robust or flexible than the present system, because it could potentially miss some known vulnerabilities, since the actual binary level data in the files of the software product could be different from the official version of the software product. For example, some of the files could be corrupted or infected with malware, which would not be detected by a conventional vulnerability assessment system that simply looks at file identification data. The computer security vulnerability assessment system **100**, thus, can be used in place of a conventional security vulnerability assessment system, or in combination therewith, to enable a more thorough, robust and flexible level of functionality that is not available in conventional security vulnerability assessment systems.

Additionally, a vulnerability scan or assessment is distinguished from a malware scan or detection procedure. Vulnerability assessment attempts to determine whether a computer device is vulnerable to a malicious event, such as malware infection, hacking, intrusion, data corruption, data theft, spoofing, phishing, etc., regardless of whether the computer device is actually compromised by any type of malicious code or software. In a sense, vulnerability is similar to a security defect in the software that an external third party could take advantage of to take control of or damage the computer device. Thus, a vulnerability may render the computer device susceptible to malware. However, a vulnerability is not necessarily a problem, since no malicious event may have occurred, and the computer device and the software products can continue to perform in an acceptable manner. Malware detection, on the other hand, generally attempts to determine whether a computer device or software product has been infected with any known type of malicious code or software, such as a virus, a trojan, etc., and usually results in a recommendation of whether the

software product or malicious code should be removed from, or not be allowed to run on, the computer device. Thus, although a malware scan may look at binary data, the result is a determination of whether a file or computer device is actually infected, rather than being simply vulnerable to infection, such that there is a clear and present danger that renders the computer device or the software products incapable of performing in an acceptable manner. Additionally, in some situations, it is possible to find malware on a computer without necessarily finding a security vulnerability. The computer security vulnerability assessment system **100**, thus, performs a different function than, and takes a distinctly different view of security issues from, a malware detection system.

The vulnerability database system **101** is generally a computerized system (e.g., one or more computer devices or a central server implemented in a cloud-based computing environment) for generating and maintaining a large binaries-to-vulnerabilities mapping database **105**. The binaries-to-vulnerabilities mapping database **105** associates binary data with known security vulnerabilities by establishing links between the binary data (related to software products, or specific versions of the software products) and the known security vulnerabilities (of the same software products, or specific versions thereof). Thus, formation of the binaries-to-vulnerabilities mapping database **105** is based on a determined correspondence between the product binary data and the product vulnerability data.

In some embodiments, the vulnerability database system **101** collects or gathers information to generate the binaries-to-vulnerabilities mapping database **105**. The collected information is generally in the form of a binaries-to-products mapping database **106** and a products-to-vulnerabilities mapping database **107**. The binaries-to-products mapping database **106** contains links between the product binary data and corresponding product version identification data (e.g., the binary data may be linked to the product version identification data of according to each binary file's absolute file path, file property information, digital signature, copyright, etc.). The products-to-vulnerabilities mapping database **107** contains links between product vulnerability data (e.g., known security vulnerabilities) and the corresponding product version identification data.

A conventional vulnerability assessment system, for example, typically uses data similar to that in the products-to-vulnerabilities mapping database **107**. The vulnerability database system **100**, however, goes further by matching the product version identification data in the two databases **106** and **107** to determine links or correspondences between the product binary data and the product vulnerability data and to generate the binaries-to-vulnerabilities mapping database **105** in accordance therewith.

In some embodiments, the product binary data and the corresponding product version identification data for the binaries-to-products mapping database **106** is received from various community client devices **108**. The community client devices **108** are generally any appropriate computer devices, such as desktop computers, notebook computers, tablet computers, smartphones, servers, etc. A community client application running on the community client devices **108** generally scans the binary files of the software products that have been installed on the community client devices **108** and generates the product binary data therefrom. The various community client applications map the product binary data (e.g., including complete file binary data for a binary hash of the file binary data) to the corresponding product version identification data (e.g., including file names, product names, vendor names, product version designators, product category, etc.) and submits this information to the vulnerability database system **101**. The community client devices **108**, therefore, submit to the vulnerability database system **101** real data for the product binary data from actual usage of the software products in the field, rather than relying on the documented versions of the software products. In this manner, the vulnerability database system **101** also takes into consideration more than just generally available software; for example, support is provided for custom or unofficial versions of software (that a vendor may make available to only one or a few special users) and beta software releases. The vulnerability database system **101** can cross reference different submissions from different community client devices **108**, process the received information, and store the information in the binaries-to-products mapping database **106**. Alternatively, the binaries-to-products mapping database **106** could be generated from an existing file information service or from copies of the files of the software products. However, a benefit of using the community client devices **108** to produce the product binary data and the corresponding product version identification data is the ability to normalize the data and improve the accuracy of binary ownership.

In some embodiments, the product vulnerability data and the corresponding product version identification data for the products-to-vulnerabilities mapping database **107** is received from various products and vulnerabilities information sources **109**. There are a variety of sources **109** for known product vulnerability and severity information, including CVE (Common Vulnerabilities and Exposures), NVD (National Vulnerability Database) and OSVDB (Open Sourced Vulnerability Database). These sources **109** generate vulnerability data that is specific to a given product and version combination. The vulnerability database system **101** periodically downloads this information, processes this information, and forms the products-to-vulnerabilities mapping database **107** therefrom.

The validation server **102** is generally a computerized system for using the binaries-to-vulnerabilities and mapping database **105** to assess the security vulnerability of the target device **103** and thereby validate the target device **103** for use in the secure environment **104**. The validation server **102** represents any number of computer devices at any number of locations, such as at multiple business operation facilities, where it may be necessary to assess the security vulnerability of other computer devices (e.g., multiple target devices **103**) before validating those devices and granting them access to secure network domains. In some embodiments, the validation server **102** downloads an offline copy of the binaries-to-vulnerabilities mapping database **105** (the offline vulnerability database **110**). Additionally, the validation server **102** receives target binary data **111** (from the target device **103**) that generally includes binary data **112** (in the same form as that described above for the product binary data was), and a file path **113**, for each of the binary files scanned from the target device **103**.

The target device **103** is generally any appropriate computer device that a user may use to access the secure environment **104**, such as a desktop computer, notebook computer, tablet computer, smartphone, server, etc. In some embodiments, the target device **103** is capable of being loaded as an external storage device by the validation server **102** when the target device **103** is turned off. In this manner, the various files (for the target binary data **111**) contained in the target device **103** can be safely read by the validation server **102** in the same manner as reading data files from any

mass storage device (e.g., a hard drive, optical drive, flash memory device, etc.) while the target device **103** is not operating and cannot present a vulnerability risk.

Additionally, since the vulnerability scan performed by the vulnerability database system **100** is performed by the validation server **102**, rather than by the target device **103**, no additional software for scanning purposes needs to be installed on the target device **103**. This technique is in contrast with conventional security vulnerability assessment systems that require the target device to be turned on in order to run the vulnerability assessment scan. The software that needs to be executed on the target device to perform a conventional vulnerability scan could potentially affect the security vulnerability of the target device. This potential issue is avoided by using the target device **103** as an external storage device for the validation server **102**, particularly when the target device **103** is turned off before being loaded as the external storage device, since there is no chance that the security vulnerability of the target device **103** could be affected by this scanning technique.

In some situations, security vulnerability can depend on the particular combination of different software products on the same device. Additionally, sometimes security vulnerability can depend on the particular combination of software products with hardware products on the same device. Therefore, in some embodiments, data for combinations of software components **114** and hardware components **115** in the target device **103** forms at least part of the target binary data **111** (e.g., software/hardware configuration data **116**).

Using the product binary data of the offline vulnerability database **110**, the validation server **102** scans through the target binary data **111** to find matches between the target binary data **111** and the product binary data. Using any matches (results of the scanning) and the product vulnerability data of the offline vulnerability database of **110**, the validation server **102** consolidates the information and generates a target device vulnerability report **117** therefrom. The target device vulnerability report **117** generally includes the binary data **112**, the file paths **113**, and the known vulnerabilities. Alternatively, in some embodiments, generation of the target device vulnerability report **117** is optional. In some embodiments, this data is returned via an API (application programming interface) or any other form of programming communication methodology.

Given the target device vulnerability report **117**, either an access control application **118** or a system administrator **119** can analyze the security vulnerability level of the target device **103** to determine whether to grant or deny access by the target device **103** to the secure environment **104**. In some embodiments, the security vulnerability level may be provided as a score value indicating a level of vulnerability of the target device **103**. For example, the security vulnerability level may be zero if no known vulnerabilities are found, a low value if only a few vulnerabilities are found, or a high value if a relatively large number of vulnerabilities are found. In some embodiments, the target device **103** may have no known security vulnerability if no vulnerabilities with a risk level over a particular risk threshold have been discovered. In some embodiments, the security vulnerability level may be simply a pass/fail determination. In some embodiments, to grant access by the target device **103**, an access control application **120** that manages access to the secure environment **104** is configured (e.g., by the access control application **118** or the system administrator **119**) to allow the target device **103** to connect to any network or computer devices within the secure environment **104**.

FIG. **2** shows an example for a simplified database structure for the binaries-to-products mapping database **106**, and FIG. **3** shows an example for a simplified database structure for the products-to-vulnerabilities mapping database **107**, in accordance with some embodiments. In this embodiment, the binaries-to-products mapping database **106** includes fields for the name of each individual software product, the version designator for the version of the software product, and the corresponding binary files containing the product binary data for the software product. Additionally, the products-to-vulnerabilities mapping database **107** includes fields for the name of each individual software product, the version designator for the version of the software product, and the corresponding vulnerability files containing the product vulnerability data for known vulnerabilities for the software product.

FIG. **4** shows an example for a simplified database structure for an intermediate database **400** that combines the data from the binaries-to-products mapping database **106** and the products-to-vulnerabilities mapping database **107**, in accordance with some embodiments. Using the data from the databases **106** and **107**, the vulnerability database system **101** generates the intermediate database **400** to include fields for the name of each individual software product (from databases **106** and **107**), the version designator for the version of the software product (from databases **106** and **107**), the binary files containing the product binary data for the software product (from database **106**), and the vulnerability files containing the product vulnerability data for known vulnerabilities for the software product (from database **107**). The intermediate database **400**, therefore, provides a link between the binary files containing the binary data and the known vulnerabilities. With additional processing of the intermediate database **400** by the vulnerability database system **101**, the links between the individual binary files and the corresponding known vulnerabilities are determined, and the binaries-to-vulnerabilities mapping database **105** is generated therefrom, e.g., as shown in FIG. **5**. In other embodiments, the vulnerability database system **101** processes the data from the databases **106** and **107** to generate the binaries-to-to-vulnerabilities mapping database **105** without forming the intermediate database **400**.

FIG. **5** shows an example for a simplified database structure for the binaries-to-vulnerabilities mapping database **105**, in accordance with some embodiments. In this embodiment, the binaries-to-vulnerabilities mapping database **105** includes fields for the binary files containing the product binary data for each the software product and the corresponding vulnerability files containing the product vulnerability data for known vulnerabilities related to the product binary data in the binary files. Additionally, the simplified database structure for the binaries-to-vulnerabilities mapping database **105** shown in FIG. **5** is also provided for the offline vulnerability the database **110** downloaded and used by the validation server **102**.

FIG. **6** shows an example for a simplified database structure for the target device vulnerability report **117**, in accordance with some embodiments. In some embodiments, the security vulnerability of the target device **103** is provided as a listing of the designation of the binary data, the binary hash data, and the file path of the binary file (from which the data was extracted or generated) along with a designation or description of the known vulnerabilities that correspond to be binary data. In the illustrated example, Binary_1 is a designation of a particular instance of binary data in the offline vulnerability database **110** that was found to match a particular instance of binary data in a binary file that was

read from the target device **103**. Additionally, Hash_1 is a hash of the binary data, or alternatively a designation of a particular instance of a hash of the binary data. Filepath_1 is the file path for locating the binary file (on the target device **103**) that matched the particular instance of binary data in the offline vulnerability database **110**. Vulner_1, Vulner_2, etc. are designations or descriptions of the known vulnerabilities that have been linked to, or correspond to, the particular instance of binary data. At a minimum, the report generally includes the designations of the binary data and the known vulnerabilities. With the addition of the file path information, the system administrator **119** of the validation server **102**, the access control application **118**, or a user of the target device **103** can quickly locate the vulnerable binary files in the target device **103** in order to remove them, replace them, or take other actions.

FIG. **7** shows a simplified flow chart of a process **700** performed by the community client application running on the community client devices **108** to produce the product binary data and the corresponding product version identification data for the binaries-to-products mapping database **106**. The particular steps, order of steps, and combination of steps is shown for explanatory purposes only. Other embodiments may use other steps or combinations of steps or in a different order to perform the same general function. Additionally, one or more applications or routines can perform the process **700**.

Upon starting (at **701**), the community client application detects (at **702**) the applications or software products installed on the community client device **108**. Thus, the community client application reads and stores the file names and file paths for all of the software products contained or installed in the community client device **108**. Alternatively, the community client application can read this information from a preexisting listing in the community client device **108**. At **703**, the community client application collects the relevant binary information or data for each of the detected application. Thus, the community client application reads the binary data for the files of each detected application and then either generates and stores a hash of the binary data or stores the original binary data. In some embodiments, the community client application collects or generates this data with an endpoint assessment software available with such products as the OESIS Framework™ by Opswat, Inc., including Metadefender Endpoint Management™, as well as other solutions, Cisco AnyConnect™, F5 BIG-IP™, or similar types of products. At **704**, the community client application maps, links or correlates the binary data (e.g., the hash or the original data) to the product and version combination. Thus, the community client application generates and stores information that links the binary data, the software product name, the version of the software product, the file name for the application of the software product, and any other appropriate information with which to form binary-to-product/version information. At **705**, the community client application submits the binary-to-product/version information to the vulnerability database system **101**. Thus, the community client application causes the community client device **108** to generate file transfer packets and transmit them through a network (e.g., the Internet, a LAN, a WAN, etc.) to the vulnerability database system **101**. In some embodiments, the community client device **108** submits the information via a REST (representational state transfer) API post action to the vulnerability database system **101**.

FIG. **8** shows a simplified flow chart of a process **800** performed by the vulnerability database system **101** to produce the binaries-to-vulnerabilities mapping database **105**. The particular steps, order of steps, and combination of steps is shown for explanatory purposes only. Other embodiments may use other steps or combinations of steps or in a different order to perform the same general function. Additionally, one or more applications or routines can perform the process **800**.

Upon starting (at **801**), the vulnerability database system **101** receives (at **802**) the binary-to-product/version information from the community client device **108**. Thus, the vulnerability database system **101** receives the file transfer packets, parses the data contained therein, and extracts the binary-to-product/version information. At **803**, the vulnerability database system **101** stores the binary data with an index of the product and version combination. Thus, the vulnerability database system **101** reads the information received from the community client device **108** and stores it in the binaries-to-products mapping database **106**, e.g., as shown in FIG. **2**. Concurrent with or independent of **802** and **803**, the vulnerability database system **101** also periodically downloads and processes (at **804**) the public vulnerability data. Thus, the vulnerability database system **101** receives, parses, processes and stores the known product vulnerability and severity information from the variety of sources **109**, described above. At **805**, the vulnerability database system **101** stores the vulnerability data with an index of the product and version combination. Thus, the vulnerability database system **101** reads the information received from the variety of sources **109** and stores it in the binaries-to-products mapping database **107**, e.g., as shown in FIG. **3**. At **806**, the vulnerability database system **101** processes the data from the two databases **106** and **107** to generate the relationships between the binary data and the vulnerability data. Thus, the vulnerability database system **101** reads and scans through the product and version combination information in the databases **106** and **107** to find matching product data with which to generate, compile and store the data for the intermediate database **400**, e.g., as shown in FIG. **4**, thereby linking the binary files with the known vulnerabilities. The vulnerability database system **101** then reads and stores the binary files and the corresponding known vulnerabilities in the binaries-to-vulnerabilities mapping database **105**, e.g., as shown in FIG. **5**.

FIG. **9** shows a simplified flow chart of a process **900** performed by the target device **103** to connect to the validation server **102**. The particular steps, order of steps, and combination of steps is shown for explanatory purposes only. Other embodiments may use other steps or combinations of steps or in a different order to perform the same general function. Additionally, one or more applications or routines can perform the process **900**.

Upon starting (at **901**), the target device **103** connects (at **902**) to the validation server **102** as an external file storage device. Thus, the target device **103** configures itself as a storage device when the validation server **102** establishes a communication link with it, e.g., via Firewire™, USB (Universal Serial Bus), WiFi, etc. In some embodiments, the target device **103** does not need to be in an operational state as long as the hosted files are accessible by the validation server **102**. In such embodiments, the communication link with the validation server **102** may have to be wired, rather than wireless. In some embodiments, the user of the target device **103** turns off or powers down the target device **103**, so that the target device **103** connects to the validation server **102** while turned off. Thus, when the validation server **102** attempts to connect to the target device **103**, the target device **103** activates a functionality that allows access to its hard drive or mass storage device while the rest of the target

device **103**, including the CPU, remains powered down or turned off. The "target disk mode" function of some computer systems available from Apple Computer Corp. and the FlashMate™ alternative hybrid-drive functionality are examples of this technique of loading an unpowered target device as an external storage device.

FIG. **10** shows a simplified flow chart of a process **1000** performed by the validation server **102** to scan the target device **103** and generate the target device vulnerability report **117**. The particular steps, order of steps, and combination of steps is shown for explanatory purposes only. Other embodiments may use other steps or combinations of steps or in a different order to perform the same general function. Additionally, one or more applications or routines can perform the process **1000**.

Upon starting (at **1001**), the validation server **102** downloads (at **1002**) the binaries-to-vulnerabilities mapping database **105** as an offline update package (e.g., the offline vulnerability database **110**). Thus, the validation server **102** receives and stores the product binary data and the product vulnerability data. At **1003**, the validation server **102** loads the target device **103** as an external file storage device. Thus, the validation server **102** establishes a communication link with the target device **103**, the target device **103** configures itself as a storage device (as described above), and the validation server **102** configures itself to use the target device **103** as an external storage device. At **1004**, the validation server **102** scan the first binary file in the target device **103** against the offline version of the binaries-to-vulnerabilities mapping database **105** (the offline vulnerability database **110**). Thus, the validation server **102** reads the target binary data from the first binary file of the target device **103** and searches through the target binary data to find matches between the target binary data and the product binary data in the offline vulnerability database **110**. A match indicates that the binary file contains a known vulnerability, as determined at **1005**. In this case, the validation server **102** logs (at **1006**) the binary file name, the file path, and the vulnerability information. Thus, the validation server **102** reads and stores the relevant data from the target binary data and the offline vulnerability database **110**. If there was no match (at **1005**) or after logging the data (at **1006**), and if the validation server **102** has not reached the last binary file (as determined at **1007**), then the validation server **102** selects (at **1008**) the next binary file and repeats **1004-1008** until all of the binary files on the target device **103** have been scanned.

In some embodiments, the validation server **102** provides different levels of vulnerability assessment for the target device **103**, and the validation server **102** receives an indication from the system administrator **119** of which level of vulnerability assessment that is to be performed on the target device **103**. For example, a first vulnerability assessment level (referred to herein as a "quick" assessment) scans (at **1004-1008**) only those executable binary files that the target device **103** actually runs or executes. A second vulnerability assessment level (referred to herein as a "deep" assessment) scans (at **1004-1008**) the executable binary files that the target device **103** actually runs or executes along with the library files used by the executable binary files. A third vulnerability assessment level (referred to herein as a "full" assessment) scans (at **1004-1008**) all of the binary files hosted or stored on the target device **103**. In some embodiments, the quick assessment and the deep assessment scan those binary files that the target device **103** is currently running or executing while the validation server **102** is receiving, reading and/or scanning them, which means that the target device **103** is powered on for these assessments. On the other hand, since the full assessment is not concerned with which binary files the target device **103** executes, this assessment can be performed with the target device **103** powered off. In some embodiments, the target device **103** maintains a stored list of the binary files that it has executed, has executed recently, or has executed most often. In this case, the validation server **102** downloads the stored list, so the quick and deep assessments can be performed with the target device **103** powered off.

After scanning the last binary file (as determined at **1007**), the validation server **102** consolidates the scan results into the target device vulnerability report **117** (at **1009**). Thus, the validation server **102** assembles all of the target binary data and known vulnerability data and stores it together in the target device vulnerability report **117**, e.g., as shown in FIG. **6**.

FIG. **11** shows a simplified schematic diagram showing an example computing system(s) **1100** for use as the vulnerability database system **101**, in accordance with some embodiments. Other embodiments may use other components and combinations of components. For example, the computing system **1100** may represent one or more physical computer devices, such as web servers, rack-mounted computers, network storage devices, desktop computers, laptop/notebook computers, etc. In some embodiments implemented at least partially in a cloud network potentially with data synchronized across multiple geolocations, the computing system **1100** may be referred to as a cloud server or cloud database. In some embodiments, the functions of the computing system **1100** are enabled in a single computer device. In more complex implementations, some of the functions of the computing system **1100** are distributed across multiple computer devices, whether within a single server farm facility or multiple physical locations. In some embodiments wherein the computing system **1100** represents multiple computer devices, some of the functions of the computing device **1100** are implemented in some of the computer devices, while other functions are implemented in other computer devices. In the illustrated embodiment, the computing system **1100** generally includes at least one processor **1101**, a main electronic memory **1102**, a data storage **1103**, a user I/O **1104**, and a network I/O **1105**, among other components not shown for simplicity, connected or coupled together by a data communication subsystem **1106**.

The processor **1101** represents one or more central processing units on one or more PCBs in one or more housings or enclosures. In some embodiments, the processor **1101** represents multiple microprocessor units in multiple computer devices at multiple physical locations interconnected by one or more data channels, such as the Internet, a WAN, a LAN, etc. When executing computer-executable instructions for performing the above described functions of the vulnerability database system **101** in cooperation with the main electronic memory **1102**, the processor **1101** becomes a special purpose computer for performing the functions of the instructions.

The main electronic memory **1102** represents one or more RAM modules on one or more PCBs in one or more housings or enclosures. In some embodiments, the main electronic memory **1102** represents multiple memory module units in multiple computer devices at multiple physical locations. In operation with the processor **1101**, the main electronic memory **1102** stores the computer-executable instructions executed by, and data processed by, the proces-

sor **1101** to perform the above described functions of the vulnerability database system **101**.

The data storage **1103** represents or comprises any appropriate number or combination of internal or external physical mass storage devices, such as hard drives, optical drives, network-attached storage (NAS) devices, flash drives, etc. In some embodiments, the data storage **1103** represents multiple mass storage devices in multiple computer devices at multiple physical locations. The data storage **1103** generally provides persistent storage **1107** (e.g., a non-transitory computer readable medium) for the programs (e.g., computer-executable instructions) and data used in operations described above for the vulnerability database system **101** (e.g., operations of the processor **1101** and the main electronic memory **1102**), such as, but not limited to, the databases **105**, **106** and **107** described above, a parsing routine **1108** (for parsing data), a searching routine **1109** (for searching through data for desired data), a comparing routine **1110** (for comparing different data to find a match), a reading routine **1111** (for reading data from the main electronic memory **1102** or persistent storage **1107**), a storing routine **1112** (for storing data in the main electronic memory **1102** or persistent storage **1107**), a network communication application **1113** (for generating/parsing data packets to transmit/receive data to/from the community client device **108**, the various products and vulnerabilities information sources **109**, and the validation server **102**), and a database management application **1114** (for generating, managing and accessing the databases **105**, **106** and **107**), among others not shown for simplicity. Under control of these programs and using this data, the processor **1101**, in cooperation with the main electronic memory **1102**, performs the above described functions for the vulnerability database system **101**.

The user I/O **1104** represents one or more appropriate user interface devices, such as keyboards, pointing devices, displays, etc. In some embodiments, the user I/O **1104** represents multiple user interface devices for multiple computer devices at multiple physical locations. A system administrator, for example, may use these devices to access, setup and control the computing system **1100**.

The network I/O **1105** represents any appropriate networking devices, such as network adapters, etc. for communicating through a network, such as the Internet, a WAN, a LAN, etc. In some embodiments, the network I/O **1105** represents multiple such networking devices for multiple computer devices at multiple physical locations for communicating through multiple data channels. The computing system **1100** communicates with the community client device **108**, the various products and vulnerabilities information sources **109**, and the validation server **102** through the network I/O **1105** to send and receive data and requests for data in order to generate and share the databases **105**, **106** and **107**.

The data communication subsystem **1106** represents any appropriate communication hardware for connecting the other components in a single unit or in a distributed manner on one or more PCBs, within one or more housings or enclosures, within one or more rack assemblies, within one or more physical facilities, etc.

FIG. **12** shows a simplified schematic diagram showing an example computing system(s) **1200** for use as the validation server **102**, in accordance with some embodiments. Other embodiments may use other components and combinations of components. For example, the computing system **1200** may represent one or more physical computer devices, such as web servers, rack-mounted computers, network storage devices, desktop computers, laptop/notebook computers, etc. In some embodiments implemented at least partially in a cloud network potentially with data synchronized across multiple geolocations, the computing system **1200** may be referred to as a cloud server. In some embodiments, the functions of the computing system **1200** are enabled in a single computer device. In more complex implementations, some of the functions of the computing system **1200** are distributed across multiple computer devices, whether within a single server farm facility or multiple physical locations. In some embodiments wherein the computing system **1200** represents multiple computer devices, some of the functions of the computing device **1200** are implemented in some of the computer devices, while other functions are implemented in other computer devices. In the illustrated embodiment, the computing system **1200** generally includes at least one processor **1201**, a main electronic memory **1202**, a data storage **1203**, a user I/O **1204**, a network I/O **1205**, and a peripheral I/O **1206**, among other components not shown for simplicity, connected or coupled together by a data communication subsystem **1207**.

The processor **1201** represents one or more central processing units on one or more PCBs in one or more housings or enclosures. In some embodiments, the processor **1201** represents multiple microprocessor units in multiple computer devices at multiple physical locations interconnected by one or more data channels, such as the Internet, a WAN, a LAN, etc. When executing computer-executable instructions for performing the above described functions of the validation server **102** in cooperation with the main electronic memory **1202**, the processor **1201** becomes a special purpose computer for performing the functions of the instructions.

The main electronic memory **1202** represents one or more RAM modules on one or more PCBs in one or more housings or enclosures. In some embodiments, the main electronic memory **1202** represents multiple memory module units in multiple computer devices at multiple physical locations. In operation with the processor **1201**, the main electronic memory **1202** stores the computer-executable instructions executed by, and data processed by, the processor **1201** to perform the above described functions of the validation server **102**.

The data storage **1203** represents or comprises any appropriate number or combination of internal or external physical mass storage devices, such as hard drives, optical drives, network-attached storage (NAS) devices, flash drives, etc. In some embodiments, the data storage **1203** represents multiple mass storage devices in multiple computer devices at multiple physical locations. The data storage **1203** generally provides persistent storage **1208** (e.g., a non-transitory computer readable medium) for the programs (e.g., computer-executable instructions) and data used in operations described above for the validation server **102** (e.g., operations of the processor **1201** and the main electronic memory **1202**), such as, but not limited to, the target binary data **111**, the offline vulnerability database **110**, the target device vulnerability report **117**, the access control application **118**, a parsing routine **1209** (for parsing data), a searching routine **1210** (for searching through data for desired data), a comparing routine **1211** (for comparing different data to find a match), a reading routine **1212** (for reading data from the main electronic memory **1202** or persistent storage **1208**), a storing routine **1213** (for storing data in the main electronic memory **1202** or persistent storage **1208**), a network communication application **1214** (for generating/parsing data packets to transmit/receive data to/from the vulnerability database system **101** and the secure environment **104**), and

a vulnerability assessment application **1215** (for managing the functions described above for performing the vulnerability assessment to determine the security vulnerability of the target device **103**), among others not shown for simplicity. Under control of these programs and using this data, the processor **1201**, in cooperation with the main electronic memory **1202**, performs the above described functions for the validation server **102**.

The user I/O **1204** represents one or more appropriate user interface devices, such as keyboards, pointing devices, displays, etc. In some embodiments, the user I/O **1204** represents multiple user interface devices for multiple computer devices at multiple physical locations. The system administrator **119**, for example, may use these devices to access, setup and control the computing system **1200** and, in some embodiments, to review the target device vulnerability report **117** and determine whether to grant access by the target device **103** to the secure environment **104**.

The network I/O **1205** represents any appropriate networking devices, such as network adapters, etc. for communicating through a network, such as the Internet, a WAN, a LAN, etc. In some embodiments, the network I/O **1205** represents multiple such networking devices for multiple computer devices at multiple physical locations for communicating through multiple data channels. The computing system **1200** communicates with the vulnerability database system **101** and the secure environment **104** through the network I/O **1205** to send and receive data and requests for data (e.g., for the offline vulnerability database **110**) in order to perform the vulnerability assessment and generate the target device vulnerability report **117**.

The peripheral I/O **1206** represents any appropriate peripheral interface devices, such as serial ports, parallel ports, USB ports, Firewire Ports™, SCSI (Small Computer System Interface) ports, PCI (Peripheral Component Interconnect) ports, etc. In some embodiments, the peripheral I/O **1206** represents multiple such peripheral interface devices for multiple computer devices at multiple physical locations for communicating through multiple protocols. The computing system **1200** communicates with the target device **103** through the peripheral I/O **1206** to send and receive data and requests for data in order to receive the target binary data **111** in order to perform the vulnerability assessment and generate the target device vulnerability report **117**.

The data communication subsystem **1207** represents any appropriate communication hardware for connecting the other components in a single unit or in a distributed manner on one or more PCBs, within one or more housings or enclosures, within one or more rack assemblies, within one or more physical facilities, etc.

Various features of the computer security vulnerability assessment system **100** represent improvements in various different fields. For example, the use of the binary data with the binaries-to-vulnerabilities mapping database **105** and the use of the turned-off target device **103** as an external storage device represent improvements in the fields of security vulnerability assessment, secure domain or network access control, database generation and maintenance, and computer system security. In particular, these features enable a more thorough, more robust and more flexible system, since they operate with binary data mapped to vulnerability data, instead of, or in addition to, operating with application file names or other high level meta data. Additionally, these features enable a more secure system, since they operate with a turned-off target device, instead of a turn-on target device in which ongoing operations could affect the vulnerability assessment. Furthermore, these features may also represent improvements in additional fields, and other features may represent improvements in these and other fields. The computer security vulnerability assessment system **100** described above also addresses the Internet-centric challenge of coordinating among different entities to manage communications, collect electronic information from disparate data sources across the Internet, and enable enhanced computer security vulnerability assessment and target device validation at various desired locations. Additionally, the computer security vulnerability assessment system **100** described above does not preempt the field of security vulnerability assessment, because many other techniques for security vulnerability assessment are readily available; whereas the technique described herein is simply directed to the improvements thus enabled. Furthermore, it is noted that the security vulnerability assessment features make sense only in the context of a computing system, since significant portions of the features involve complex traversal of a very large quantity of data with highly complicated interrelations and calculations and functions that a person would not need or be able to perform. In particular, a human cannot read through the binary data used by the present system.

Although embodiments of the invention have been discussed primarily with respect to specific embodiments thereof, other variations are possible. Various configurations of the described structures or processes may be used in place of, or in addition to, the configurations presented herein.

Those skilled in the art will appreciate that the foregoing description is by way of example only, and is not intended to limit the invention. Nothing in the disclosure should indicate that the invention is limited to systems that are implemented on a single computerized system. In general, any diagrams presented are only intended to indicate one possible configuration, and many variations are possible. Those skilled in the art will also appreciate that methods and systems consistent with the present invention are suitable for use in a wide range of applications encompassing NAC systems.

While the specification has been described in detail with respect to specific embodiments of the invention, it will be appreciated that those skilled in the art, upon attaining an understanding of the foregoing, may readily conceive of alterations to, variations of, and equivalents to these embodiments. These and other modifications and variations to the present invention may be practiced by those skilled in the art, without departing from the spirit and scope of the present invention, which is more particularly set forth in the appended claims.

What is claimed is:

1. A method comprising:

receiving, by a computerized system, product binary data and first product identification data that correspond to each other, the product binary data including hashes of strings of bits, bytes, words or characters extracted from files of software products;

receiving, by the computerized system, product vulnerability data and second product identification data that correspond to each other;

determining, by the computerized system, correspondence between the product binary data and the product vulnerability data based on matching the first product identification data with the second product identification data;

generating, by the computerized system, a binaries-to-vulnerabilities database based on the determined correspondence between the product binary data and the product vulnerability data;

scanning, by the computerized system using the binaries-to-vulnerabilities database, target binary data from a target device to find matches between the target binary data and the product binary data; and

determining, by the computerized system, a known security vulnerability of the target device based on 1) results of the scanning and 2) the correspondence between the product binary data and the product vulnerability data.

2. The method of claim **1**, further comprising:

granting, by the computerized system, access by the target device to a secure environment based on determining that the target device has no known security vulnerability; and

denying, by the computerized system, access by the target device to the secure environment based on determining that the target device has the known security vulnerability.

3. The method of claim **1**, wherein:

the product vulnerability data describes a vulnerability to a malicious event of a computer device that contains a software product corresponding to the product binary data, regardless of whether the software product is infected with malicious code.

4. The method of claim **1**, wherein:

the receiving of the product binary data and the first product identification data further comprises collecting, by the computerized system, the product binary data and the first product identification data from a plurality of client devices; and

each client device collects the product binary data and the first product identification data related to software products that are on that client device and maps the product binary data to the corresponding first product identification data for each of the software products.

5. The method of claim **1**, wherein:

the target device is a computer that has been turned off; and

the method further comprises establishing, by the computerized system, a communication connection to the target device by loading the target device as an external storage device of the computerized system.

6. A method comprising:

receiving, by a computerized system, product binary data and first product identification data that correspond to each other by collecting the product binary data and the first product identification data from a plurality of client devices, wherein each client device collects the product binary data and the first product identification data related to software products that are on that client device and maps the product binary data to the corresponding first product identification data for each of the software products, and the product binary data includes hashes of strings of bits, bytes, words or characters extracted from files of software products;

receiving, by the computerized system, product vulnerability data and second product identification data that correspond to each other;

determining, by the computerized system, correspondence between the product binary data and the product vulnerability data based on matching the first product identification data with the second product identification data; and

generating, by the computerized system, a binaries-to-vulnerabilities database based on the determined correspondence between the product binary data and the product vulnerability data;

wherein the binaries-to-vulnerabilities database is used with a scan of target binary data from a target device to determine a known security vulnerability of the target device.

7. The method of claim **6**, further comprising:

scanning, by the computerized system using the binaries-to-vulnerabilities database, the target binary data to find matches between the target binary data and the product binary data; and

determining, by the computerized system, the known security vulnerability of the target device based on 1) results of the scanning and 2) the correspondence between the product binary data and the product vulnerability data.

8. The method of claim **7**, further comprising:

granting, by the computerized system, access by the target device to a secure environment based on determining that the target device has no known security vulnerability; and

denying, by the computerized system, access by the target device to the secure environment based on determining that the target device has the known security vulnerability.

9. The method of claim **6**, wherein:

the product vulnerability data describes a vulnerability to a malicious event of a computer device that contains a software product corresponding to the product binary data, regardless of whether the software product is infected with malicious code.

10. The method of claim **6**, wherein:

the target device is a computer that has been turned off; and

the method further comprises establishing, by the computerized system, a communication connection to the target device by loading the target device as an external storage device of the computerized system.

* * * * *