UNITED STATES
PATENT AND TRADEMARK OFFICE

uspto®

Polaris EX2012
Sandisk v. Polaris
IPR2025-00515

Appeal Statistics

Patent Trial and Appeal Board
March 31, 2025

uspto UNITED STATES PATENT AND TRADEMARK OFFICE ®

Receipts & Dispositions

(Mar. 2025)

Technology Center	Starting Inventory	Appeals Filed	Affirmed	Affirmed -in-Part	Reversed	Panel Remand	Admin Remand	Dismissed	Appeals Decided	Ending Inventory	Inventory Change	% of Inventory
1600	451	27	32	1	15	0	0	3	51	427	-24	9.3%
1700	873	47	58	9	24	0	0	0	91	829	-44	18.1%
2100	432	26	30	7	10	0	0	0	47	411	-21	9.0%
2400	343	26	21	8	10	0	0	0	39	330	-13	7.2%
2600	306	8	13	1	3	0	0	0	17	297	-9	6.5%
2800	361	19	17	1	8	0	0	0	26	354	-7	7.7%
2900	15	1	3	0	0	0	0	0	3	13	-2	0.3%
3600	1,000	52	97	3	26	0	0	0	126	926	-74	20.2%
3700	1,024	44	53	13	19	0	0	1	86	982	-42	21.4%
3900 (Ex Parte)	18	4	3	0	2	0	0	0	5	17	-1	0.4%
3900 (Sup. Exam)	0	0	0	0	0	0	0	0	0	0	0	0.0%
3900 (Reissue)	7	0	3	0	0	0	0	0	3	4	-3	0.1%
3900 (Regular)	2	0	0	0	0	0	0	0	0	2	0	0.0%
Board Total	**4,832**	**254**	**330**	**43**	**117**	**0**	**0**	**4**	**494**	**4,592**	**-240**	**100.0%**

% Decisions

Affirmed	Affirmed-in-Part	Reversed	Panel Remand	Admin Remand	Dismissed
66.8%	**8.7%**	**23.7%**	**0.0%**	**0.0%**	**0.8%**

Receipts & Dispositions

(Fiscal Year through Mar. 31, 2025)

Technology Center	Starting Inventory	Appeals Filed	Affirmed	Affirmed -in-Part	Reversed	Panel Remand	Admin Remand	Dismissed	Appeals Decided	Ending Inventory	Inventory Change	% of Inventory
1600	442	191	125	8	66	0	0	7	206	427	▼ -15	9.3%
1700	843	330	210	28	102	0	0	4	344	829	▼ -14	18.1%
2100	367	225	108	22	46	0	3	2	181	411	▲ 44	9.0%
2400	323	164	90	20	47	0	0	0	157	330	▲ 7	7.2%
2600	257	135	69	7	19	0	0	0	95	297	▲ 40	6.5%
2800	346	149	71	14	56	0	0	0	141	354	▲ 8	7.7%
2900	28	5	16	0	4	0	0	0	20	13	▼ -15	0.3%
3600	1,072	384	417	22	89	0	1	1	530	926	▼ -146	20.2%
3700	951	356	183	51	88	0	1	2	325	982	▲ 31	21.4%
3900 (Ex Parte)	12	23	13	0	4	0	1	0	18	17	▲ 5	0.4%
3900 (Sup. Exam)	0	0	0	0	0	0	0	0	0	0	▬ 0	0.0%
3900 (Reissue)	7	12	10	0	5	0	0	0	15	4	▼ -3	0.1%
3900 (Regular)	2	0	0	0	0	0	0	0	0	2	▬ 0	0.0%
Board Total	**4,650**	**1,974**	**1,312**	**172**	**526**	**0**	**6**	**16**	**2,032**	**4,592**	▼ **-58**	**100.0%**

% Decisions

Affirmed	Affirmed-in-Part	Reversed	Panel Remand	Admin Remand	Dismissed
64.6%	**8.5%**	**25.9%**	**0.0%**	**0.3%**	**0.8%**

Pending Appeals FY14 to FY25

(Sept. 30, 2014 – Mar. 31, 2025)

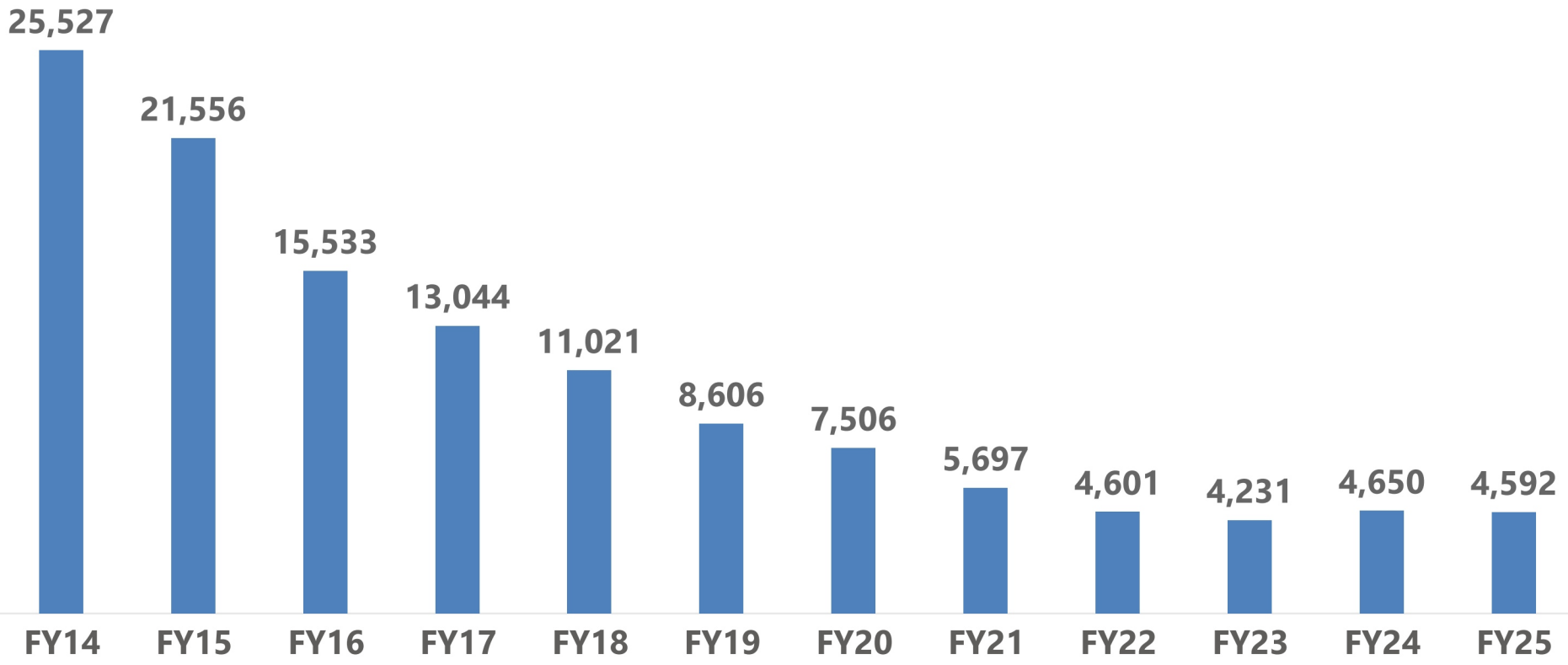

Appeals Intake in FY25

(Oct. 2024 – Mar. 2025)

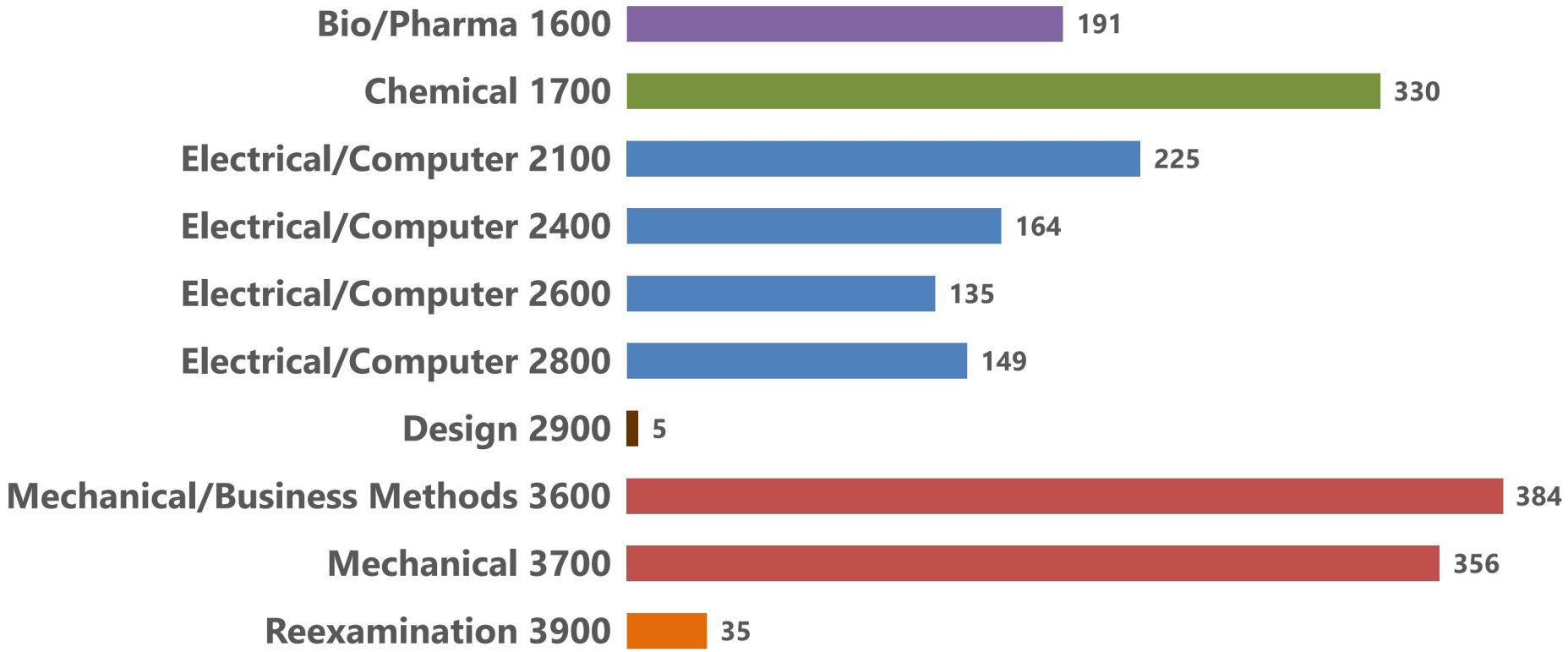

*The Central Reexamination Unit (TC 3900) includes ex parte reexams, inter partes reexams, supplemental examination reviews, regular and reissue cases from all technologies.

Pendency of Decided Appeals

Jan. 2025 – Mar. 2025 (color bars & white values) vs. Jan. 2024 – Mar. 2024 (gray bars & values)

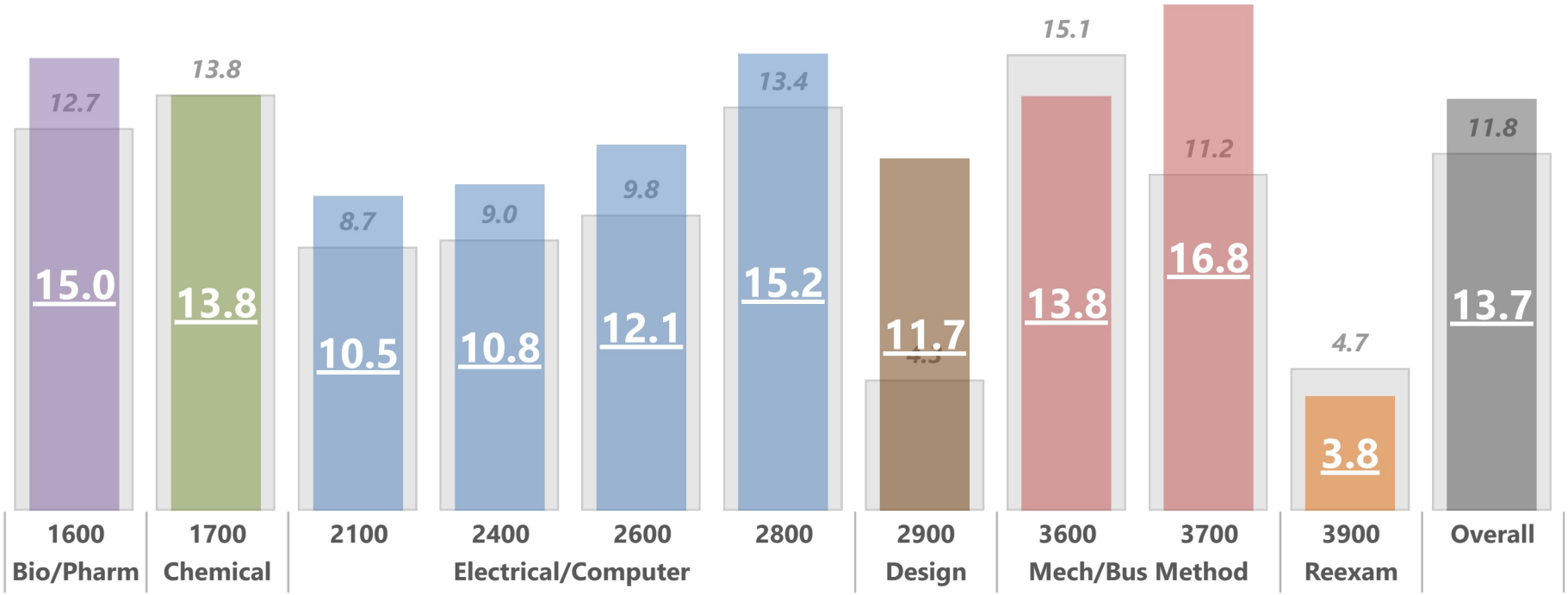

Pendency is calculated as average months from Board receipt date to final decision for a three month period and compared to the same period the previous year.

Central Reexamination Unit (CRU/TC 3900) decisions include *ex parte* reexams, *inter partes* reexam, supplemental examination review, regular cases and most reissues from all technologies except design patent applications.

Appeals Outcomes in FY25

(Oct. 2024 – Mar. 2025)

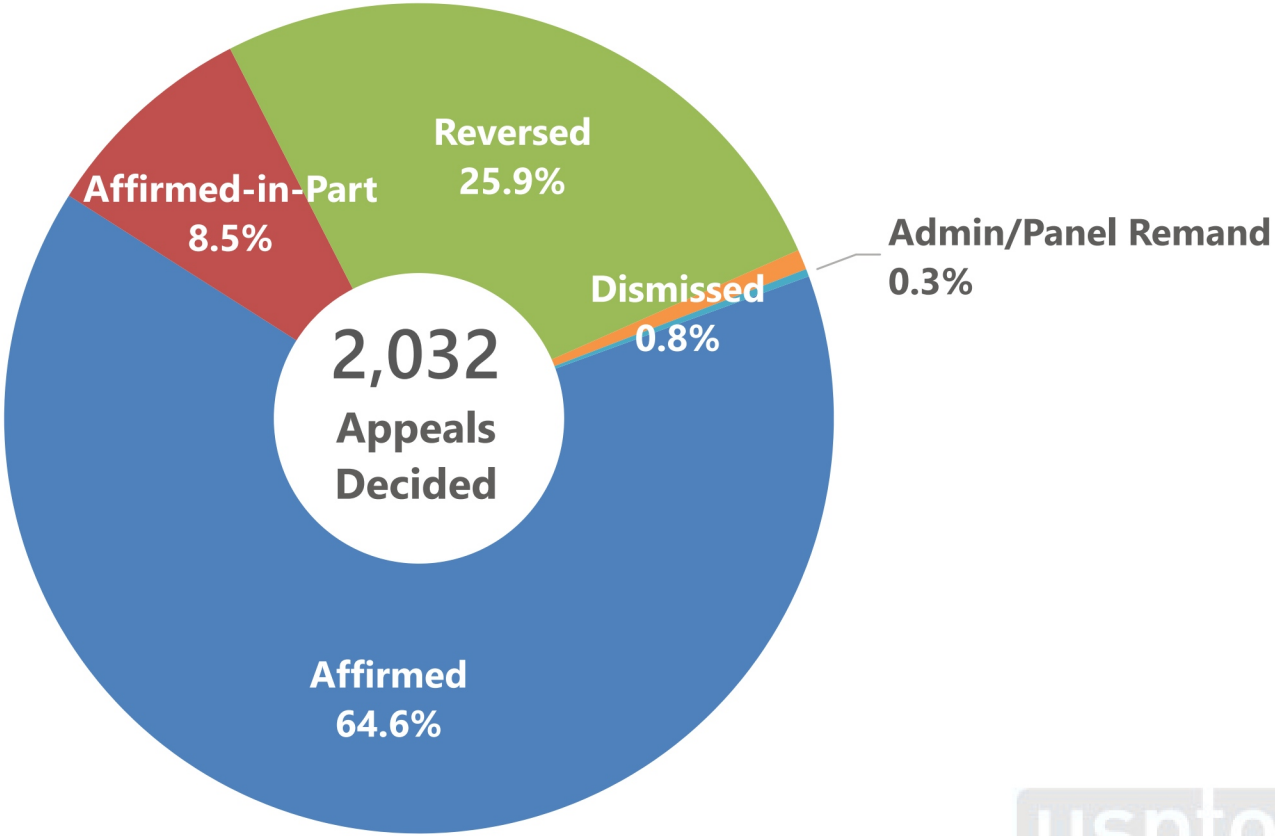

UNITED STATES PATENT AND TRADEMARK OFFICE

DEPARTMENT OF COMMERCE