UNITED STATES
PATENT AND TRADEMARK OFFICE

uspto®

Appeal Statistics

Patent Trial and Appeal Board
May 31, 2025

uspto UNITED STATES PATENT AND TRADEMARK OFFICE ®

Receipts & Dispositions

(May 2025)

Technology Center	Starting Inventory	Appeals Filed	Affirmed	Affirmed -in-Part	Reversed	Panel Remand	Admin Remand	Dismissed	Appeals Decided	Ending Inventory	Inventory Change	% of Inventory
1600	421	50	28	6	15	0	0	4	53	418	▼ -3	9.5%
1700	834	81	50	12	28	0	0	0	90	825	▼ -9	18.8%
2100	421	29	24	4	18	0	0	0	46	404	▼ -17	9.2%
2400	316	29	26	5	15	0	0	0	46	299	▼ -17	6.8%
2600	282	22	12	2	5	0	0	0	19	285	▲ 3	6.5%
2800	358	27	33	4	15	0	1	0	53	332	▼ -26	7.6%
2900	12	3	2	0	0	0	0	0	2	13	▲ 1	0.3%
3600	923	76	114	9	38	0	0	0	161	838	▼ -85	19.1%
3700	1,000	70	65	15	29	0	0	0	109	961	▼ -39	21.9%
3900 (Ex Parte)	18	3	3	1	3	0	0	0	7	14	▼ -4	0.3%
3900 (Sup. Exam)	0	0	0	0	0	0	0	0	0	0	▬ 0	0.0%
3900 (Reissue)	3	0	0	2	0	0	0	0	2	1	▼ -2	0.0%
3900 (Regular)	2	0	0	0	0	0	0	0	0	2	▬ 0	0.0%
Board Total	**4,590**	**390**	**357**	**60**	**166**	**0**	**1**	**4**	**588**	**4,392**	▼ **-198**	**100.0%**

% Decisions

Affirmed	Affirmed-in-Part	Reversed	Panel Remand	Admin Remand	Dismissed
60.7%	**10.2%**	**28.2%**	**0.0%**	**0.2%**	**0.7%**

Receipts & Dispositions

(Fiscal Year through May. 31, 2025)

Technology Center	Starting Inventory	Appeals Filed	Affirmed	Affirmed -in-Part	Reversed	Panel Remand	Admin Remand	Dismissed	Appeals Decided	Ending Inventory	Inventory Change	% of Inventory
1600	442	279	187	17	87	0	0	12	303	418	▼ -24	9.5%
1700	843	480	302	47	145	0	0	4	498	825	▼ -18	18.8%
2100	367	298	154	30	72	0	3	2	261	404	▲ 37	9.2%
2400	323	220	137	30	76	0	1	0	244	299	▼ -24	6.8%
2600	257	174	99	10	37	0	0	0	146	285	▲ 28	6.5%
2800	346	210	119	21	83	0	1	0	224	332	▼ -14	7.6%
2900	28	10	21	0	4	0	0	0	25	13	▼ -15	0.3%
3600	1,072	547	604	32	143	0	1	1	781	838	▼ -234	19.1%
3700	951	506	279	75	137	0	2	3	496	961	▲ 10	21.9%
3900 (Ex Parte)	14	29	18	1	9	0	1	0	29	14	▬ 0	0.3%
3900 (Sup. Exam)	0	0	0	0	0	0	0	0	0	0	▬ 0	0.0%
3900 (Reissue)	7	13	10	2	7	0	0	0	19	1	▼ -6	0.0%
3900 (Regular)	2	0	0	0	0	0	0	0	0	2	▬ 0	0.0%
Board Total	**4,652**	**2,766**	**1,930**	**265**	**800**	**0**	**9**	**22**	**3,026**	**4,392**	▼ **-260**	**100.0%**

% Decisions

Affirmed	Affirmed-in-Part	Reversed	Panel Remand	Admin Remand	Dismissed
63.8%	**8.8%**	**26.4%**	**0.0%**	**0.3%**	**0.7%**

Pending Appeals FY12 to FY25

(Sept. 30, 2012 – May 31, 2025)

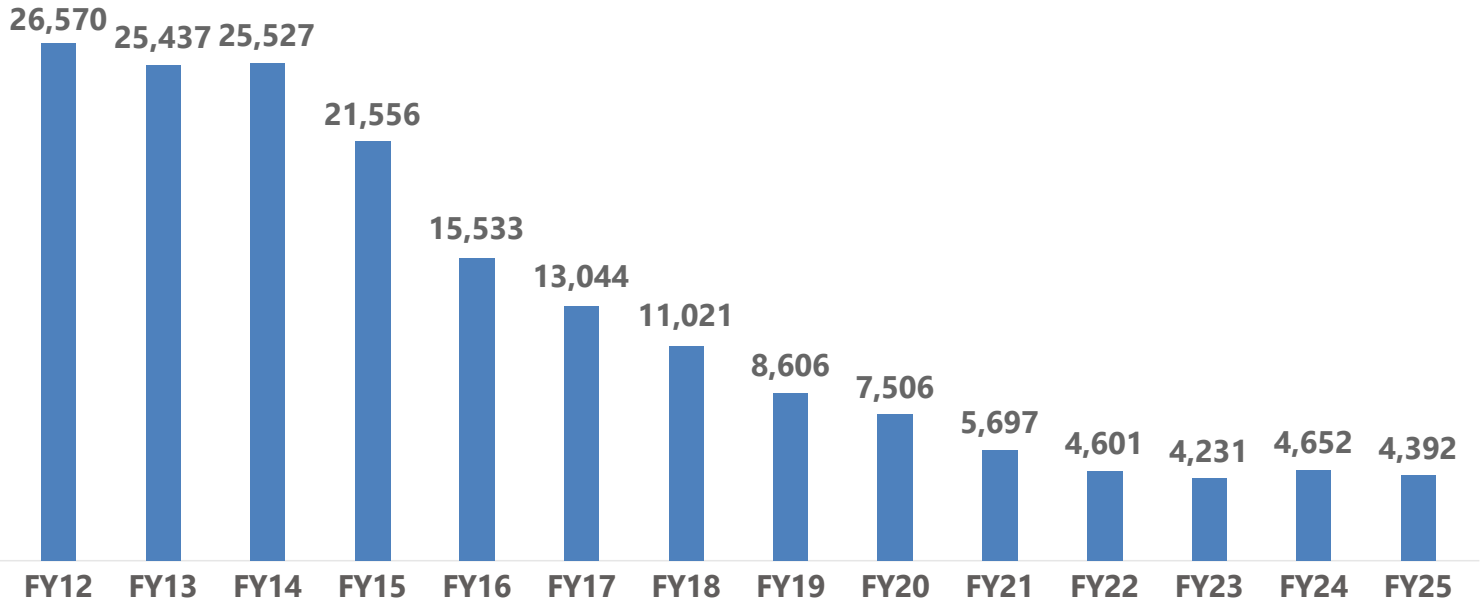

Appeals Intake in FY25

(Oct. 2024 – May 2025)

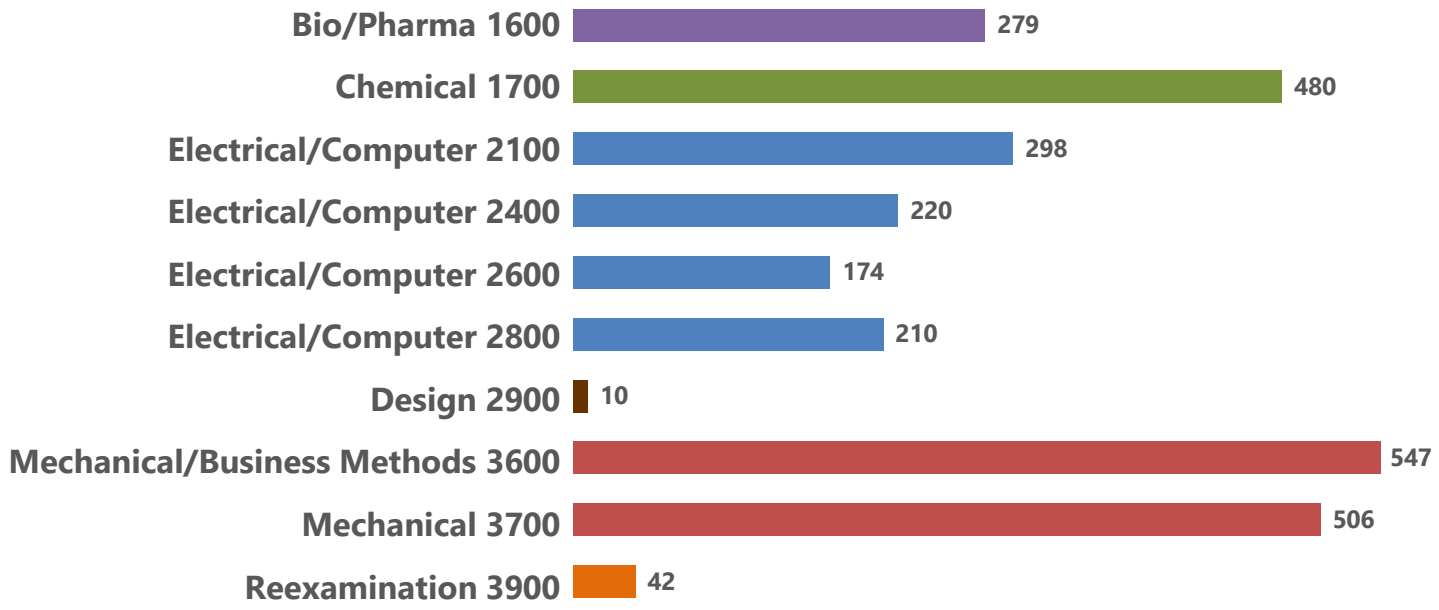

*The Central Reexamination Unit (TC 3900) includes ex parte reexams, inter partes reexams, supplemental examination reviews, regular and reissue cases from all technologies.

Pendency of Decided Appeals

Mar. 2025 – May 2025 (color bars & white values) vs. Mar. 2024 – May 2024 (gray bars & values)

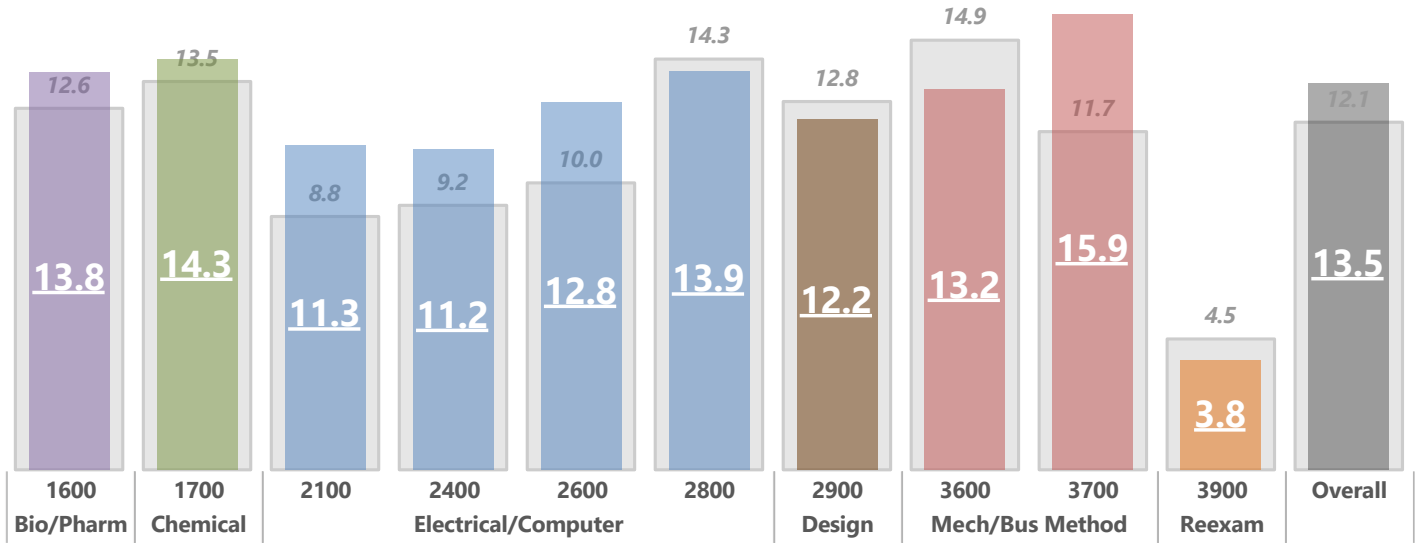

Pendency is calculated as average months from Board receipt date to final decision for a three month period and compared to the same period the previous year.

Central Reexamination Unit (CRU/TC 3900) decisions include *ex parte* reexams, *inter partes* reexam, supplemental examination review, regular cases and most reissues from all technologies except design patent applications.

Appeals Outcomes in FY25

(Oct. 2024 – May 2025)

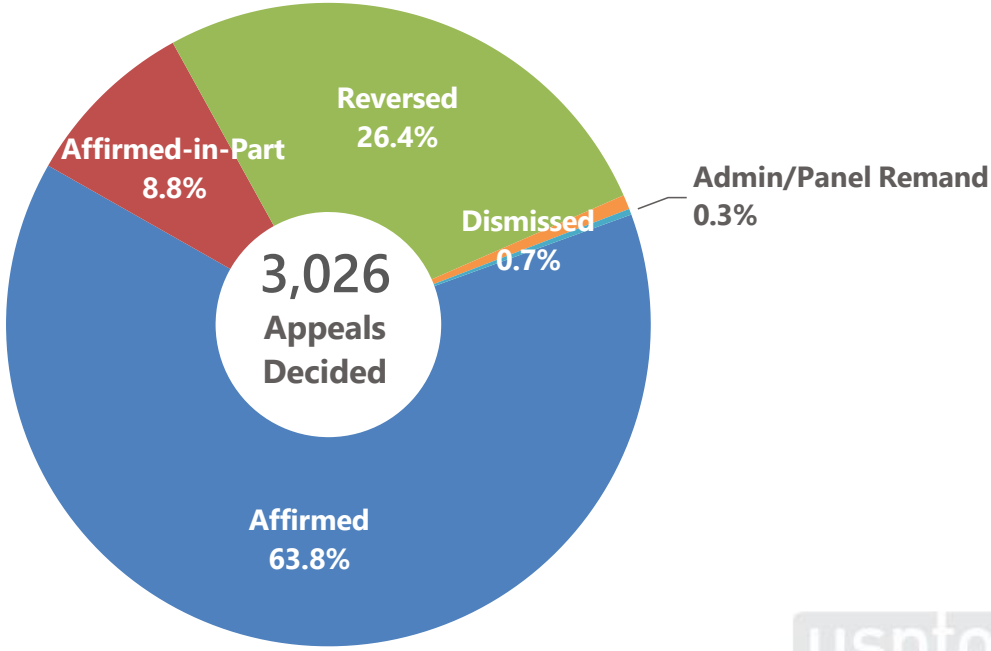

UNITED STATES PATENT AND TRADEMARK OFFICE
DEPARTMENT OF COMMERCE